
GENERAL

CONTENTS

VEHICLE IDENTIFICATION	2	Chassis Number	4
Models	2	MAJOR SPECIFICATIONS	5

VEHICLE IDENTIFICATION

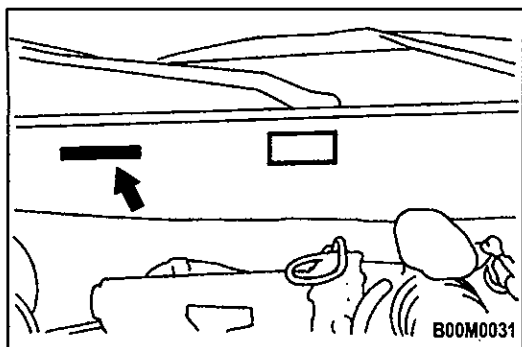
MODELS

<Hatchback>



Model code		Engine model	Transmission model	Fuel supply system
CJ1A	MNDEL6	4G13-SOHC (1,299 mℓ)	F5M41 (5M/T)	MPI
	MNDGL6			
	MNDER6			
	MNJEL6			
	MNJGL6			
	MNJER6			
	MRJEL6			
	MRJER6			
CJ4A	MNJEL6	4G92-SOHC (1,597 mℓ)	F5M41 (5M/T)	
	MNJGL6			
	MNJER6			
	MNUEL6			
	MNUER6			
	MNUGL6			
	MRJEL6			
	MRJGL6			
	MRJER6			
	MRUEL6			
	MRUER6			
	MRUGL6			
	MNDAL6	F5M41 (5M/T)	MPI <MVV>	
	MNDAR6			

<Sedan>

Model code		Engine model	Transmission model	Fuel supply system
CK1A	SNDEL6	4G13-SOHC (1,299 ml)	F5M41 (5M/T)	MPI
	SNDGL6			
	SNDER6			
	SNJEL6			
	SNJGL6			
	SNJER6			
	SRJEL6		F4A41 (4A/T)	
	SRJER6			

**CHASSIS NUMBER**

The chassis number is stamped on the toeboard inside the engine compartment.


J **M** **B** **M** **N** **CJ** **1** **A** **Y** **U** **000001** 

1 2 3 4 5 6 7 8 9 10 11

X0123BL

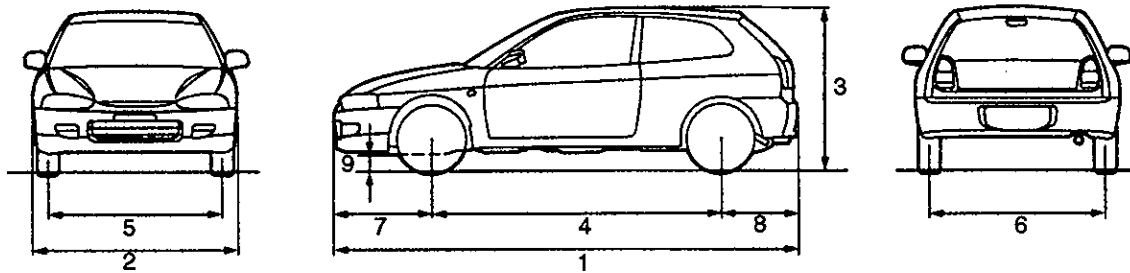
No.	Items	Contents
1	Fixed figure	J Asia
2	Distribution channel	M Japan channel
3	Destination	A For Europe, right hand drive
		B For Europe, left hand drive
4	Body style	M 2-door hatchback
		S 4-door sedan
5	Transmission type	N 5-speed manual transmission
		R 4-speed automatic transmission
6	Development order	CJ COLT
		CK LANCER
7	Engine	1 4G13: 1,299 mℓ petrol engine
		4 4G92: 1,597 mℓ petrol engine
8	Sort	A Passenger car
9	Model year	Y 2000*
10	Plant	U Mizushima Motor Vehicle Works
11	Serial number	–

NOTE

*: Indicates a change.

MAJOR SPECIFICATIONS

<HATCHBACK>



00M0035

Items			CJ1A MNDEL6, MNDGL6, MNDER6	CJ1A MNJEL6, MNJGL6, MNJER6	CJ1A MRJEL6, MRJER6	CJ4A MNJEL6, MNJGL6, MNJER6
Vehicle dimensions mm	Overall length	1	3,900	3,900	3,900	3,900
	Overall width	2	1,680	1,680	1,680	1,680
	Overall height (unladen)	3	1,365	1,365	1,365	1,365
	Wheelbase	4	2,415	2,415	2,415	2,415
	Track-front	5	1,450	1,450	1,450	1,450
	Track-rear	6	1,460	1,460	1,460	1,460
	Overhang-front	7	825	825	825	825
	Overhang-rear	8	660	660	660	660
	Ground clear- ance (unladen)	9	150	150	150	150
Vehicle weight kg	Kerb weight		945	950	970	975
	Max. gross vehicle weight rating		1,445, 1,495* ¹	1,445, 1,495* ¹	1,465, 1,515* ¹	1,470, 1,520* ¹
	Max. axle weight rating-front		810	810	810	810
	Max. axle weight rating-rear		705 770* ¹	705 770* ¹	705 770* ¹	705 770* ¹
Seating capacity			5			
Engine	Model No.		4G13			4G92
	Total displacement mℓ		1,299			1,597
Transmis- sion	Model No.		F5M41		F4A41	F5M41
	Type		5-speed manual		4-speed automatic	5-speed manual
Fuel system	Fuel supply system		Electronic controlled multipoint fuel injection			

NOTE

*¹: In case of towing.

Items			CJ4A MNUEL6, MNUER6, MNUGL6	CJ4A MRJEL6, MRJGL6, MRJER6	CJ4A MRUEL6, MRUER6, MRUGL6	CJ4A MNDAL6, MNDAR6
Vehicle dimensions mm	Overall length	1	3,900	3,900	3,900	3,900
	Overall width	2	1,680	1,680	1,680	1,680
	Overall height (unladen)	3	1,365	1,365	1,365	1,365
	Wheelbase	4	2,415	2,415	2,415	2,415
	Track-front	5	1,450	1,450	1,450	1,450
	Track-rear	6	1,460	1,460	1,460	1,460
	Overhang-front	7	825	825	825	825
	Overhang-rear	8	660	660	660	660
	Ground clear- ance (unladen)	9	150	150	150	150
Vehicle weight kg	Kerb weight		975	995	975	975
	Max. gross vehicle weight rating		1,470	1,480, 1,530* ¹	1,480	1,470, 1,520* ¹
	Max. axle weight rating-front		810	810	810	810
	Max. axle weight rating-rear		705 770* ¹	705 770* ¹	705 770* ¹	705 770* ¹
Seating capacity			5			
Engine	Model No.		4G92			
	Total displacement mℓ		1,597			
Transmis- sion	Model No.		F5M41	F4A41	F4A41	F5M41
	Type		5-speed manual	4-speed automatic	4-speed automatic	5-speed manual
Fuel system	Fuel supply system		Electronic controlled multipoint fuel injection			

NOTE

*¹: In case of towing.