

GROUP 80A

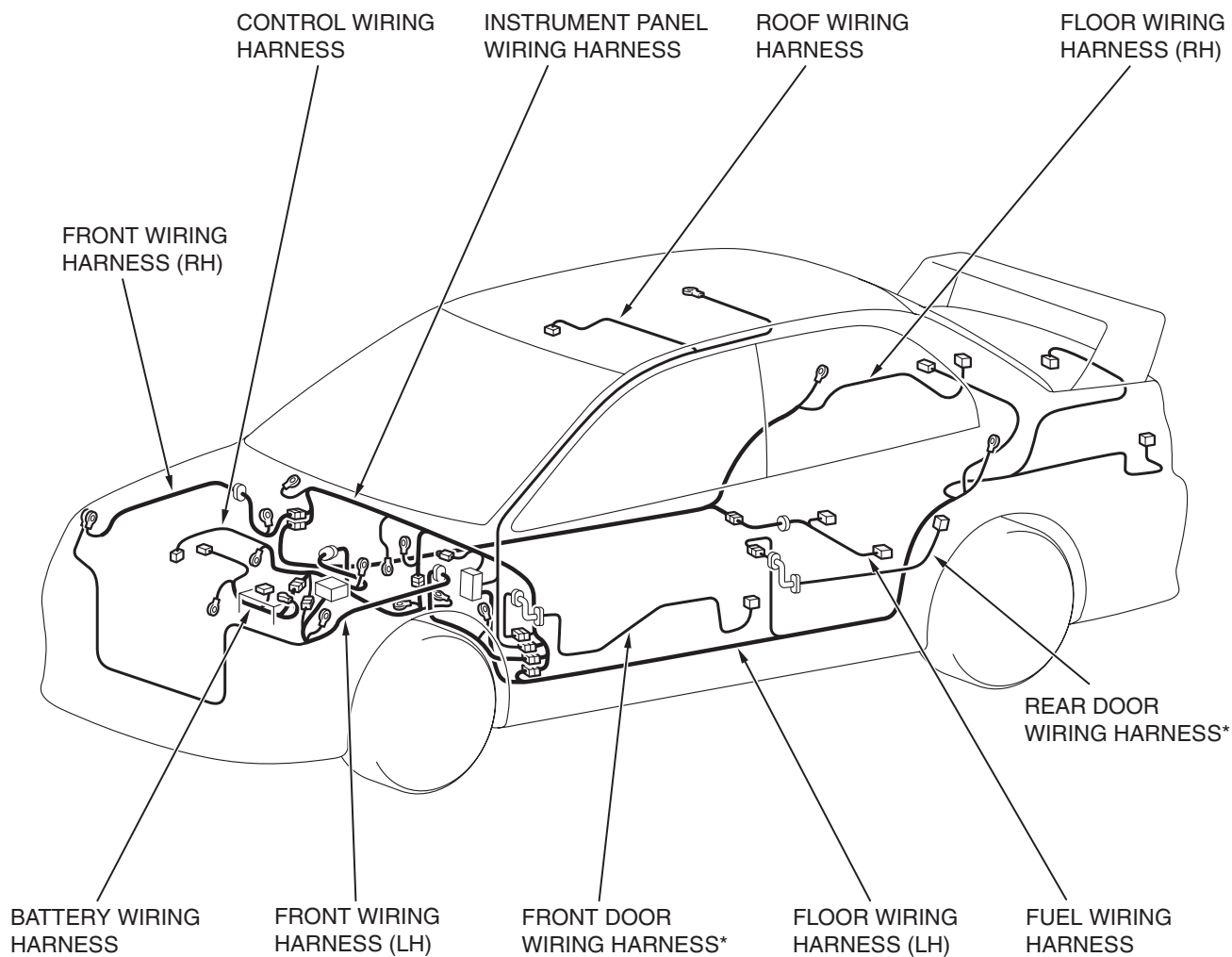
CONFIGURATION
DIAGRAMS

CONTENTS

OVERALL CONFIGURATION DIAGRAM.....	80A-2	DASH PANEL.....	80A-10
HOW TO READ CONFIGURATION DIAGRAMS	80A-3	FLOOR AND ROOF	80A-16
ENGINE COMPARTMENT.....	80A-4	DOOR	80A-18
ENGINE AND TRANSAXLE	80A-6	LUGGAGE COMPARTMENT.....	80A-20

OVERALL CONFIGURATION DIAGRAM

M1801000100718



AC310125AB

NOTE:

1. This illustration shows only major wiring harnesses.
2. *: also equipped at the right side.

HOW TO READ CONFIGURATION DIAGRAMS

M1801000200630

The wiring harness diagrams clearly show the connector locations and harness routings at each site on actual vehicles.

Denotes connector No.

The same connector No. is used throughout the circuit diagrams to facilitate connector location searches.

The first alphabetical symbol indicates the location site of the connector and a number that follows is the unique number.

Numbers are usually assigned to parts in clockwise order on the diagram.

Example: A-19

Number specific to connector (serial number)

Connector location site symbol

A: ENGINE COMPARTMENT

B: ENGINE AND TRANSAXLE

C: DASH PANEL

D: FLOOR AND ROOF

E: DOOR

F: LUGGAGE COMPARTMENT

Denotes ground point.

Same ground number is used throughout circuit

diagrams to facilitate search of ground point.

Refer to GROUP 70 COMPONENT LOCATIONS

- GROUND MOUNTING LOCATIONS

for details of ground points.

Denotes harness name.

Denotes a section covered by a
corrugated tube.

The mark ★ shows the
standard mounting position
of wiring harness.

Denotes the color of the tube.
(If not specified, it is black.)

R: Red

Y: Yellow

The number of connector pins and the connector color
(except milk white)* are shown for ease of retrieval.

Example: (2-B)

Connector color
(milk white if no color is indicated)

Number of connector pins

*: Typical connector colors

B: Black

Y: Yellow

L: Blue

G: Green

R: Red

BR: Brown

V: Violet

O: Orange

GR: Gray

NONE: Milk white

A-19

FRONT
WIRING
HARNESS
(RH)

A-18

A-17

A-16

A-15

A-15 (2)

A-16 (2-GR)

A-17 (2-B)

A-18 (2-B)

A-19 (2-GR)

FOG LIGHT (RH)

HORN (LOW)

HEADLIGHT (RH)

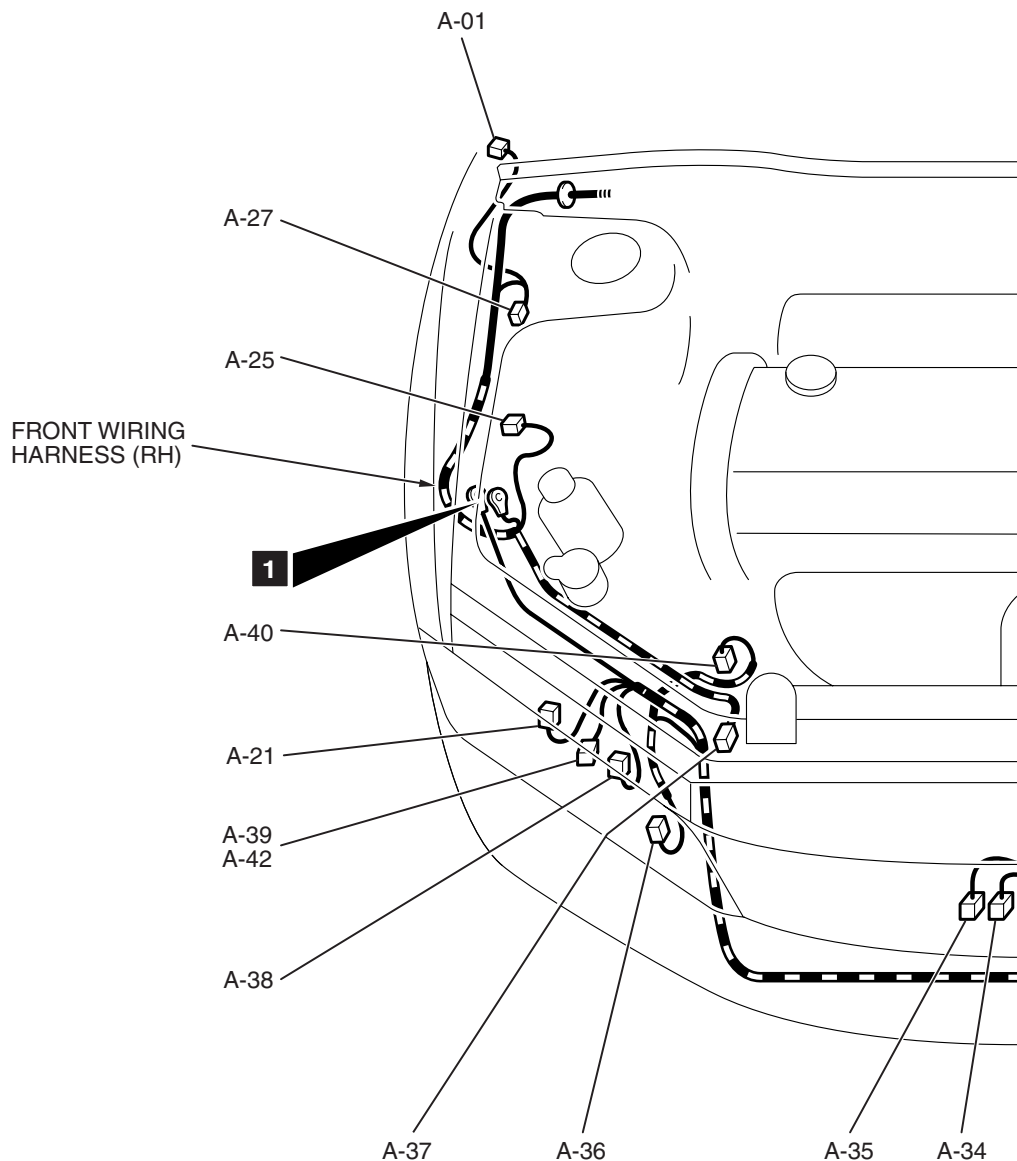
WINDSHIELD WASHER MOTOR

DUAL PRESSURE SWITCH

Indicates the device to which the
connector is connected.

ENGINE COMPARTMENT

M1801000302514

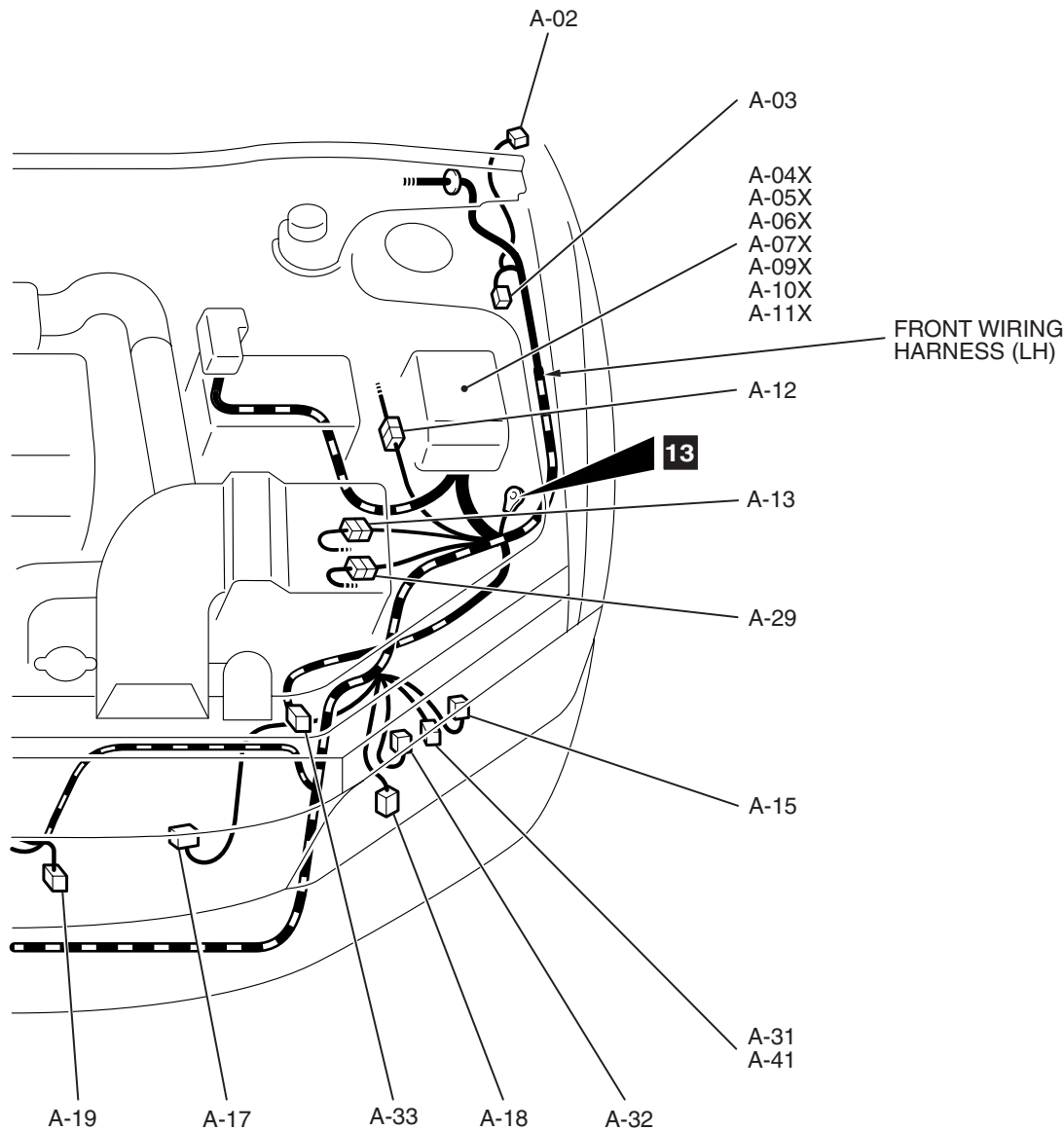
Connector
symbol**A**CONNECTOR COLOR
CODE

B : BLACK
 BR : BROWN
 G : GREEN
 GR : GRAY
 L : BLUE
 NONE : MILK WHITE
 O : ORANGE
 R : RED
 V : VIOLET
 Y : YELLOW

AC502789AC

A-01	(2-GR)	SIDE TURN-SIGNAL LIGHT (RH)
A-02	(2-GR)	SIDE TURN-SIGNAL LIGHT (LH)
A-03	(2-B)	ABS SENSOR (FRONT: LH)
A-04X	(4)	FOG LIGHT RELAY
A-05X	(4)	HORN RELAY
A-06X	(4)	CONDENSER FAN CONTROL RELAY (LOW)
A-07X	(4)	CONDENSER FAN CONTROL RELAY (HIGH)
A-09X	(4)	FAN CONTROL RELAY
A-10X	(11)	FRONT-ECU
A-11X	(11)	FRONT-ECU
A-12	(2-B)	FRONT WIRING HARNESS (LH) AND CONTROL WIRING HARNESS COMBINATION

A-13	(8-B)	FRONT WIRING HARNESS (LH) AND CONTROL WIRING HARNESS COMBINATION
A-15	(2-B)	HEADLIGHT (LH)
A-17	(3-GR)	FAN CONTROL MODULE
A-18	(1-B)	HORN (HIGH)
A-19	(1-B)	HORN (LOW)
A-21	(2-B)	HEADLIGHT (RH)
A-25	(2-BR)	DUAL PRESSURE SWITCH
A-27	(2-B)	ABS SENSOR (FRONT: RH)

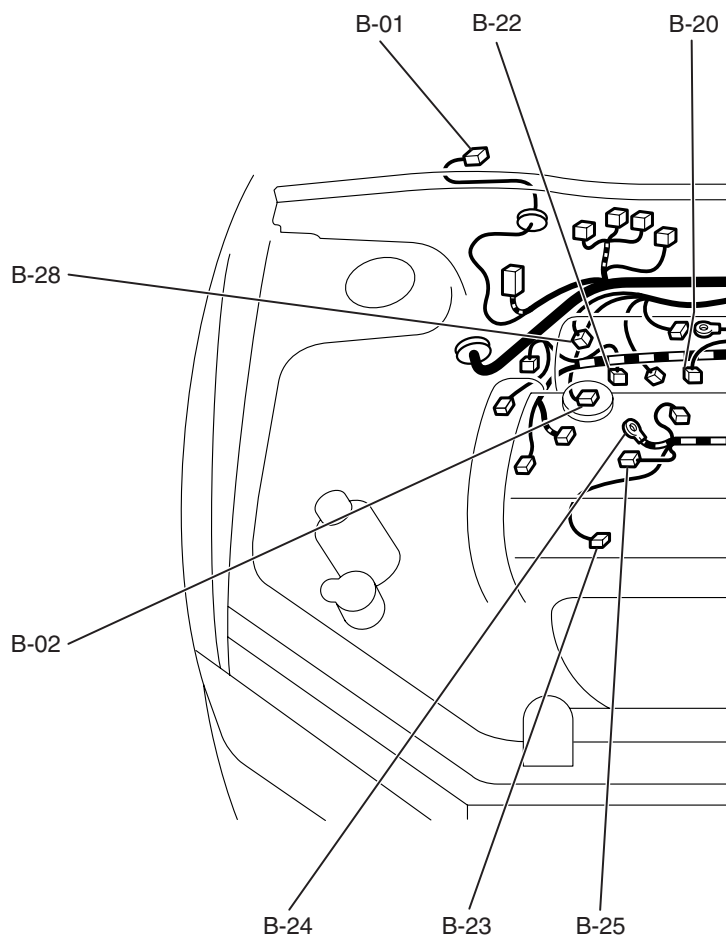


AC502790AB

A-29	(8-B)	FRONT WIRING HARNESS (LH) AND CONTROL WIRING HARNESS COMBINATION	A-38	(2-B)	FOG LIGHT (RH)
A-31	(8-B)	FRONT COMBINATION LIGHT ASSMBLY (LH) <DISCHARGE HEADLIGHT>	A-39	(8-B)	FRONT COMBINATION LIGHT ASSEMBLY (RH) <DISCHARGE HEADLIGHT>
A-32	(2-B)	FOG LIGHT (LH)	A-40	(1-B)	POWER STEERING PRESSURE SWITCH
A-33	(2-Y)	FRONT IMPACT SENSOR (LH)	A-41	(4-B)	FRONT COMBINATION LIGHT ASSEMBLY (LH) <HALOGEN HEADLIGHT>
A-34	(2-B)	CONDENSER FAN MOTOR	A-42	(4-B)	FRONT COMBINATION LIGHT ASSEMBLY (RH) <HALOGEN HEADLIGHT>
A-35	(2-GR)	CONDENSER FAN MOTOR			
A-36	(1-B)	A/C COMPRESSOR			
A-37	(2-Y)	FRONT IMPACT SENSOR (RH)			

ENGINE AND TRANSAXLE

M1801000401994

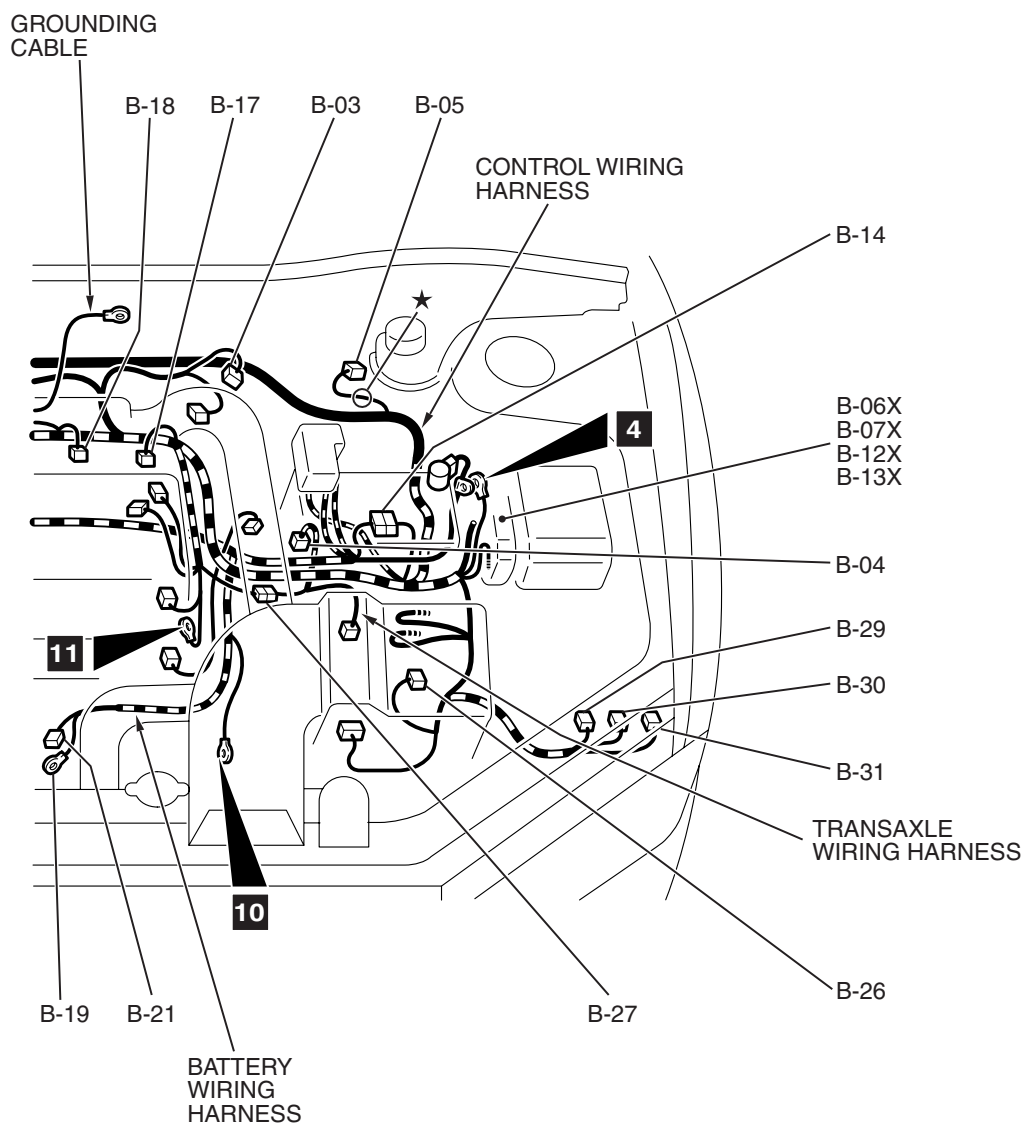
Connector
symbol**B** -01
thru
-31CONNECTOR COLOR
CODE

B : BLACK
 BR : BROWN
 G : GREEN
 GR : GRAY
 L : BLUE
 NONE : MILK WHITE
 O : ORANGE
 R : RED
 V : VIOLET
 Y : YELLOW

B-01	(5-GR)	WINDSHIELD WIPER MOTOR
B-02	(2-B)	EVAPORATIVE EMISSION PURGE SOLENOID
B-03	(4-B)	THROTTLE POSITION SENSOR
B-04	(3-B)	VEHICLE SPEED SENSOR
B-05	(2-GR)	BRAKE FLUID LEVEL INDICATOR SWITCH
B-06X	(1)	ENGINE SPEED DETECTION CONNECTOR

B-07X	(5)	STARTER RELAY
B-12X	(4)	MFI RELAY
B-13X	(4)	A/C COMPRESSOR CLUTCH RELAY
B-14	(10-B)	CONTROL WIRING HARNESS AND BATTERY WIRING HARNESS COMBINATION
B-17	(2-B)	INJECTOR (4)

AC502787AD

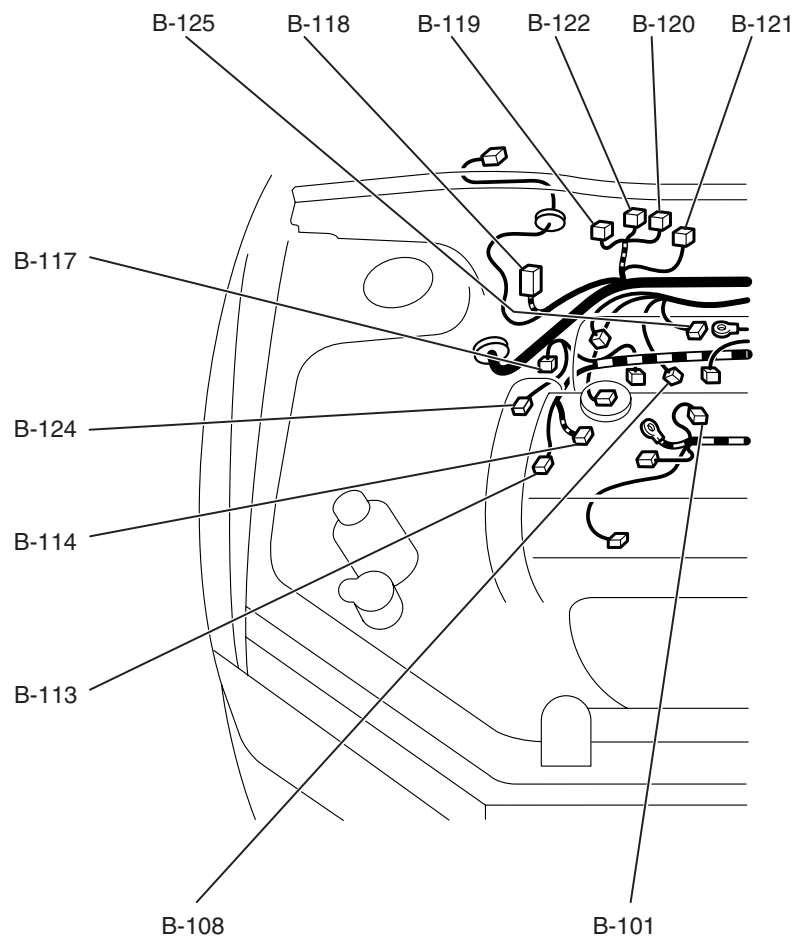


AC502788AB

B-18	(2-B)	INJECTOR (3)
B-19	(1)	STARTER
B-20	(2-B)	INJECTOR (2)
B-21	(1-B)	STARTER
B-22	(2-B)	INJECTOR (1)
B-23	(1-B)	ENGINE OIL PRESSURE SWITCH
B-24	(1)	GENERATOR
B-25	(4-GR)	GENERATOR
B-26	(2-GR)	TURBOCHARGER WASTEGATE SOLENOID

B-27	(8-B)	CONTROL WIRING HARNESS AND TRANSAXLE WIRING HARNESS COMBINATION
B-28	(2-B)	FUEL PRESSURE SOLENOID
B-29	(2-B)	ELECTRIC PUMP
B-30	(3-B)	PRESSURE SENSOR
B-31	(3-B)	PROPORTIONING VALVE

ENGINE AND TRANSAXLE (CONTINUED)

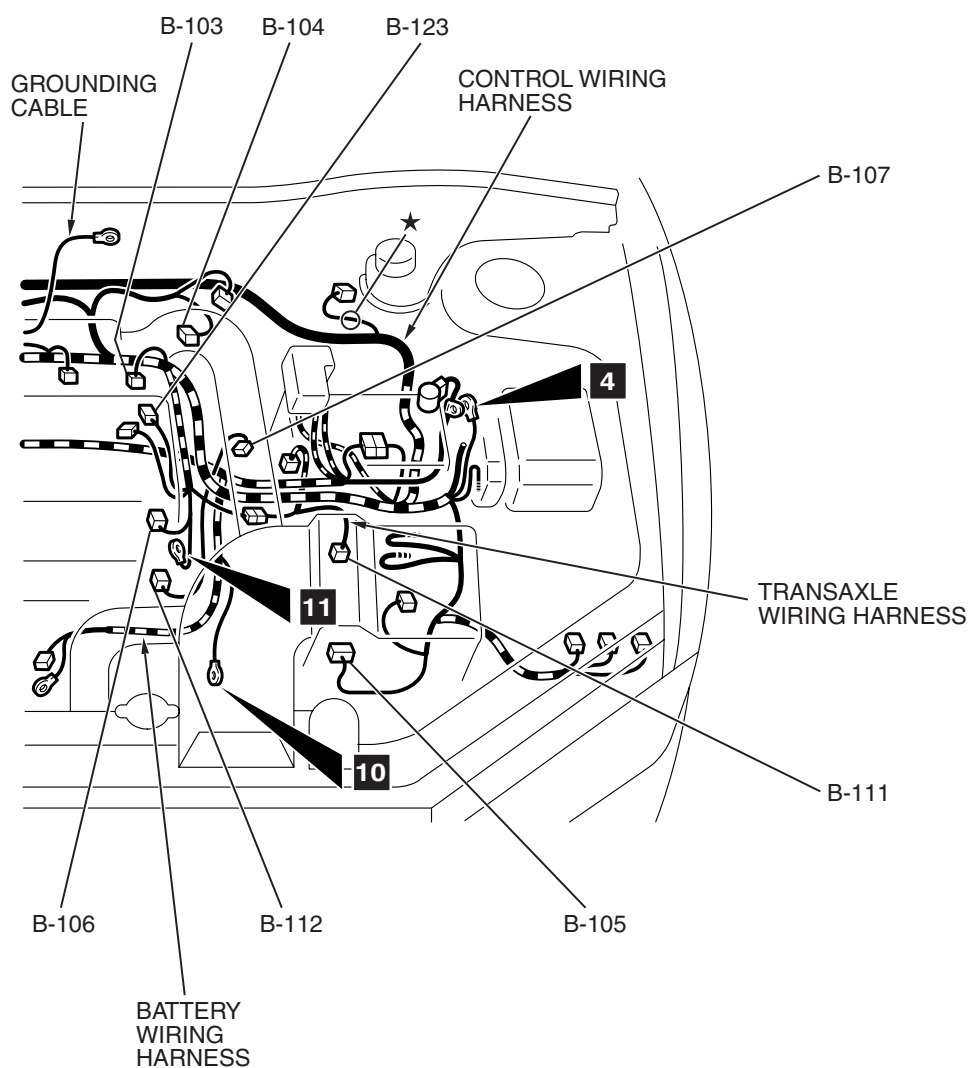
Connector
symbol**B** -101
thru
-125CONNECTOR COLOR
CODE

B : BLACK
 BR : BROWN
 G : GREEN
 GR : GRAY
 L : BLUE
 NONE : MILK WHITE
 O : ORANGE
 R : RED
 V : VIOLET
 Y : YELLOW

B-101 (2-BR) EGR VACUUM REGULATOR
 SOLENOID VALVE
 B-103 (3-GR) IGNITION COIL (1)
 B-104 (6-B) IDLE AIR CONTROL MOTOR
 B-105 (7-B) VOLUME AIRFLOW SENSOR

B-106 (3-B) EXHAUST CAMSHAFT POSITION
 SENSOR
 B-107 (2-B) ENGINE COOLANT TEMPERATURE
 SENSOR
 B-108 (2-GR) KNOCK SENSOR

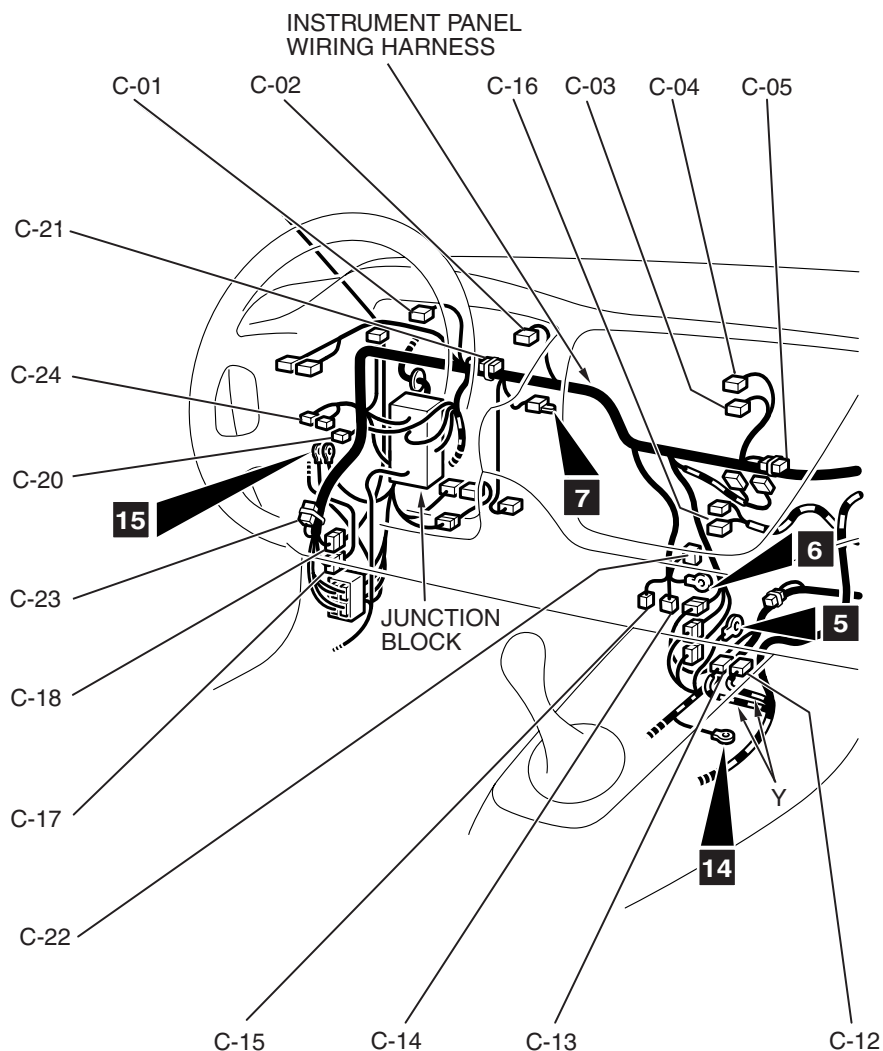
AC502787AE



AC502788AC

B-111 (2-B)	BACKUP LIGHT SWITCH	B-120 (4)	FUEL PUMP RELAY (3)
B-112 (1-B)	ENGINE COOLANT TEMPERATURE GAUGE UNIT	B-121 (2-B)	FUEL PUMP RESISTOR
B-113 (4-B)	HEATED OXYGEN SENSOR (FRONT)	B-122 (4)	ELECTRIC PUMP RELAY
B-114 (3-GR)	IGNITION COIL (2)	B-123 (3-B)	INTAKE CAMSHAFT POSITION SENSOR
B-117 (3-B)	CRANKSHAFT POSITION SENSOR	B-124 (2-B)	OIL FEEDER CONTROL VALVE
B-118 (34-B)	ABS-ECU	B-125 (3-B)	MANIFOLD ABUSOLUTE PRESSURE SENSOR
B-119 (6-B)	INJECTOR RESISTOR		

DASH PANEL

Connector
symbol**C** -01
thru
-24

CONNECTOR COLOR

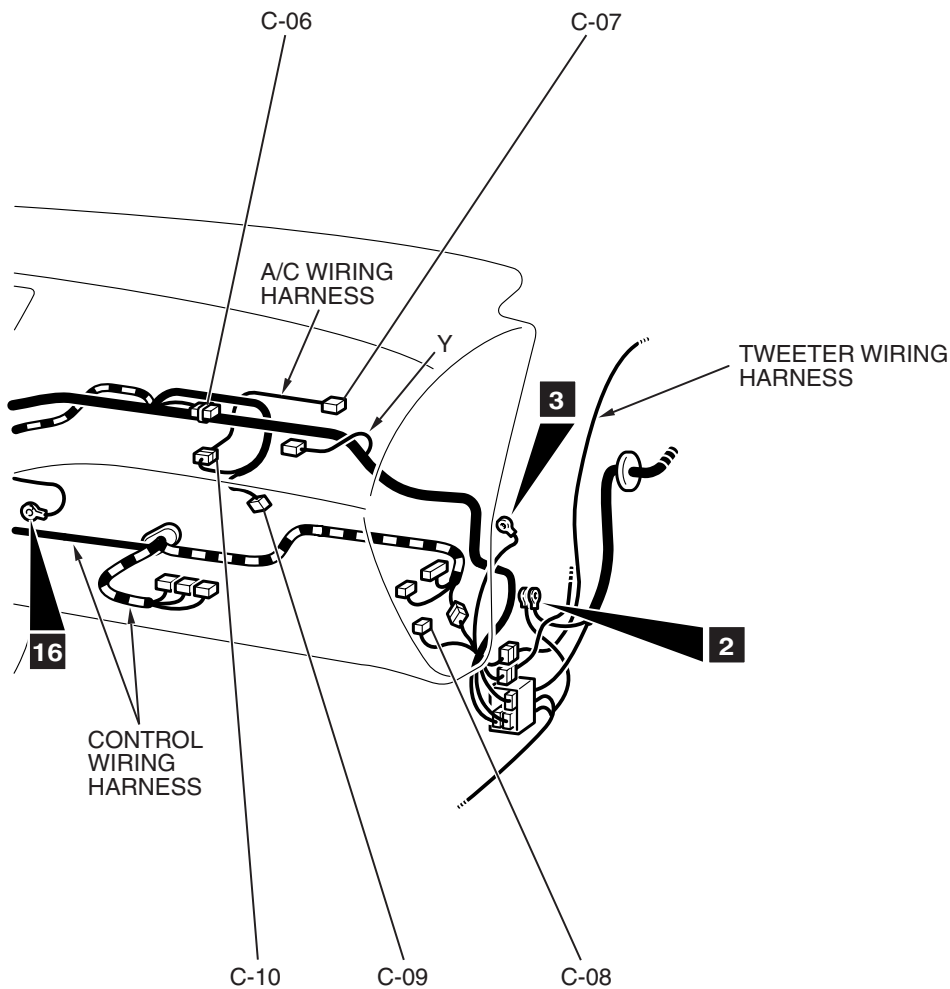
CODE

B : BLACK
 BR : BROWN
 G : GREEN
 GR : GRAY
 L : BLUE
 NONE : MILK WHITE
 O : ORANGE
 R : RED
 V : VIOLET
 Y : YELLOW

AC502791AB

C-01	(21)	COMBINATION METER
C-02	(21-L)	COMBINATION METER
C-03	(4)	HAZARD WARNING LIGHT SWITCH
C-04	(4)	CLOCK
C-05	(22-GR)	JOINT CONNECTOR (1)
C-06	(22-GR)	JOINT CONNECTOR (3)
C-07	(7)	OUTSIDE/INSIDE AIR SELECTION DAMPER CONTROL MOTOR

C-08	(2)	BLOWER MOTOR
C-09	(4)	RESISTOR
C-10	(7)	INSTRUMENT PANEL WIRING HARNESS AND A/C WIRING HARNESS COMBINATION



AC502792AB

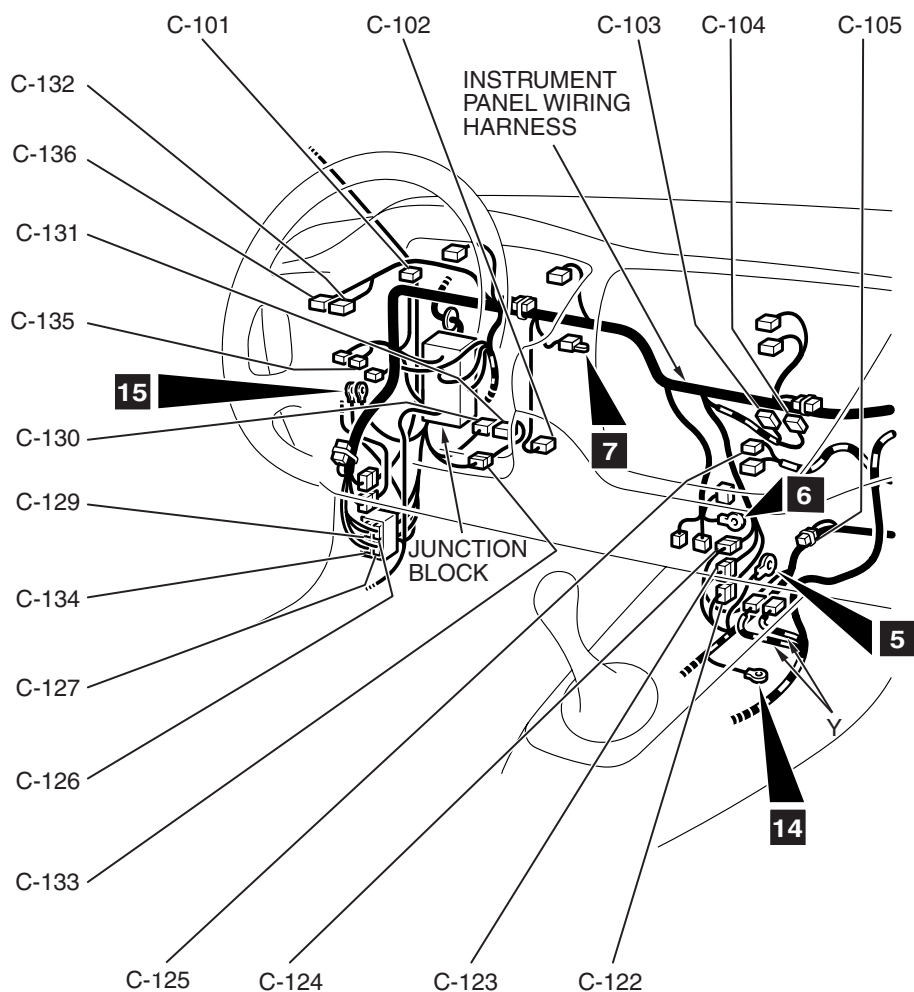
C-12	(20-Y)	SRS-ECU
C-13	(22-Y)	SRS-ECU
C-14	(16-B)	DATA LINK CONNECTOR
C-15	(12)	DATA LINK CONNECTOR
C-16	(16-B)	HEATER CONTROL
C-17	(20)	INSTRUMENT PANEL WIRING HARNESS AND FRONT DOOR WIRING HARNESS (LH) COMBINATION

C-18	(6)	INSTRUMENT PANEL WIRING HARNESS AND ROOF WIRING HARNESS COMBINATION
C-20	(6-L)	RHEOSTAT
C-21	(13)	JOINT CONNECTOR (5)
C-22	(12)	IMMOBILIZER-ECU
C-23	(22-B)	JOINT CONNECTOR (4)
C-24	(6-GR)	HEADLIGHT LEVELING SWITCH

DASH PANEL (CONTINUED)

Connector
symbol**C**-101
thru
-139CONNECTOR COLOR
CODE

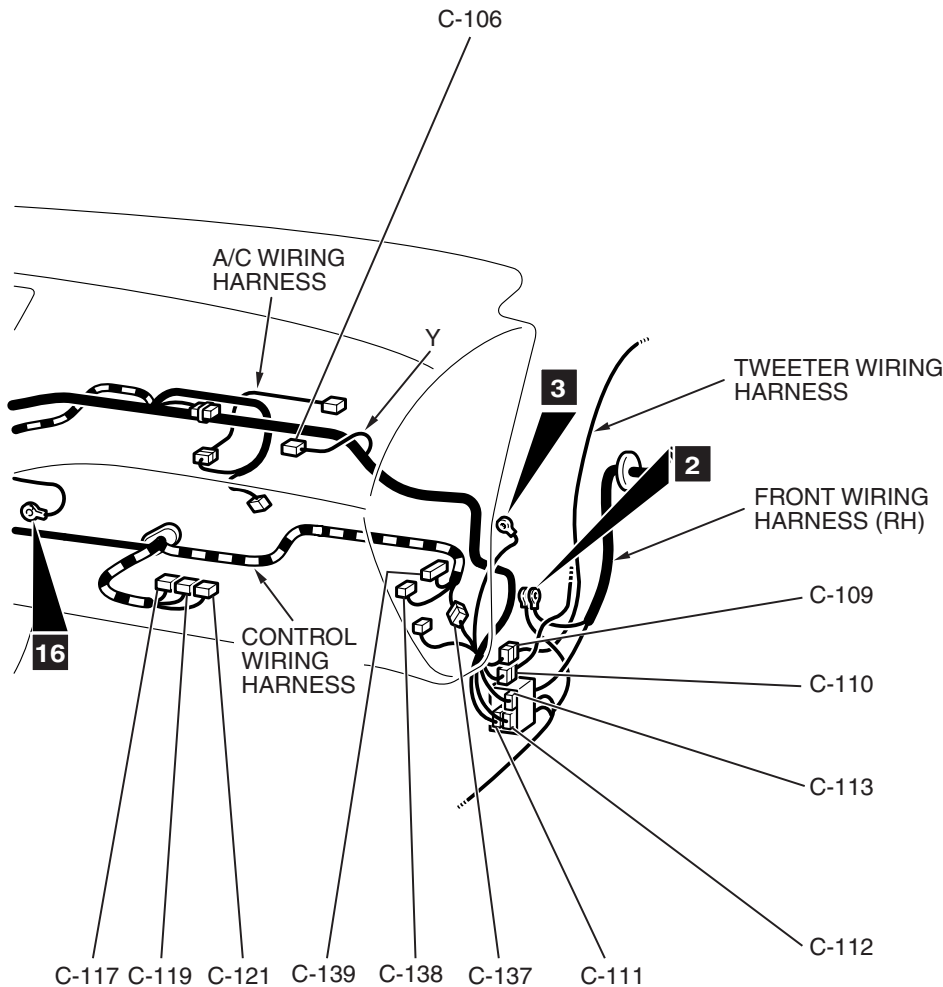
B : BLACK
 BR : BROWN
 G : GREEN
 GR : GRAY
 L : BLUE
 NONE : MILK WHITE
 O : ORANGE
 R : RED
 V : VIOLET
 Y : YELLOW



AC502791AC

C-101 (22-L)	JOINT CONNECTOR (2)
C-102 (4)	STOPLIGHT SWITCH
C-103 (14)	RADIO AND CD PLAYER
C-104 (1)	ROOF ANTENNA
C-105 (33)	JOINT CONNECTOR (6)
C-106 (2-R)	AIR BAG MODULE (SQUIB) <PASSENGER'S SIDE>
C-109 (2)	INSTRUMENT PANEL WIRING HARNESS AND TWEETER WIRING HARNESS COMBINATION
C-110 (16)	INSTRUMENT PANEL WIRING HARNESS AND FRONT DOOR WIRING HARNESS (RH) COMBINATION
C-111 (13)	FRONT WIRING HARNESS (RH) AND INSTRUMENT PANEL WIRING HARNESS COMBINATION

C-112 (9-GR)	INSTRUMENT PANEL WIRING HARNESS AND FLOOR WIRING HARNESS (RH) COMBINATION
C-113 (25)	INSTRUMENT PANEL WIRING HARNESS AND FLOOR WIRING HARNESS (RH) COMBINATION
C-117 (30-GR)	ENGINE CONTROL MODULE
C-119 (28-GR)	ENGINE CONTROL MODULE
C-121 (35-GR)	ENGINE CONTROL MODULE
C-122 (22-L)	INSTRUMENT PANEL WIRING HARNESS AND CONTROL WIRING HARNESS COMBINATION

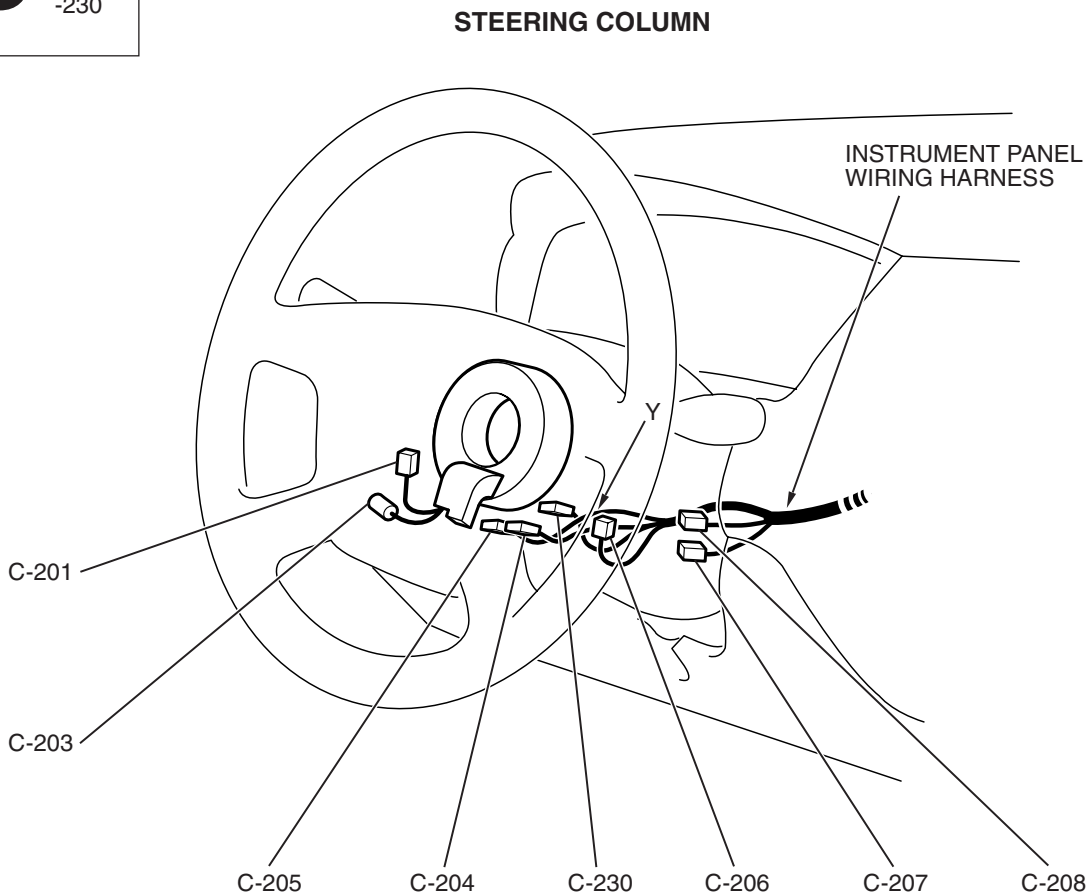
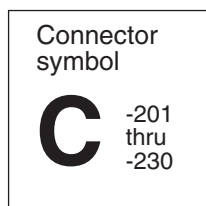


AC502792AC

C-123 (10-GR)	INSTRUMENT PANEL WIRING HARNESS AND CONTROL WIRING HARNESS COMBINATION	C-132 (11-B)	REMOTE CONTROLLED MIRROR SWITCH
C-124 (25)	INSTRUMENT PANEL WIRING HARNESS AND CONTROL WIRING HARNESS COMBINATION	C-133 (2)	FRONT WIRING HARNESS (LH) AND CLUTCH SWITCH SUB WIRING HARNESS COMBINATION
C-125 (6)	BLOWER SWITCH	C-134 (11-B *)	FRONT WIRING HARNESS (LH) AND INSTRUMENT PANEL WIRING HARNESS COMBINATION
C-126 (3)	FRONT WIRING HARNESS (LH) AND INSTRUMENT PANEL WIRING HARNESS COMBINATION	C-135 (6)	FOG LIGHT SWITCH
C-127 (13)	INSTRUMENT PANEL WIRING HARNESS AND FLOOR WIRING HARNESS (LH) COMBINATION	C-136 (6)	ACD MODE CHANGEOVER SWITCH
C-129 (25)	FRONT WIRING HARNESS (LH) AND INSTRUMENT PANEL WIRING HARNESS COMBINATION	C-137 (11-L)	INSTRUMENT PANEL WIRING HARNESS AND CONTROL WIRING HARNESS COMBINATION
C-130 (2)	CLUTCH PEDAL POSITION SWITCH	C-138 (22-Y)	AWD-ECU
C-131 (2)	CLUTCH INTERLOCK SWITCH	C-139 (26-Y)	AWD-ECU

NOTE: THE CONNECTOR COLOR MARKED BY * IS FOR THE FEMALE SIDE. FOR THE MALE SIDE, THE COLOR IS MILK WHITE.

DASH PANEL (CONTINUED)



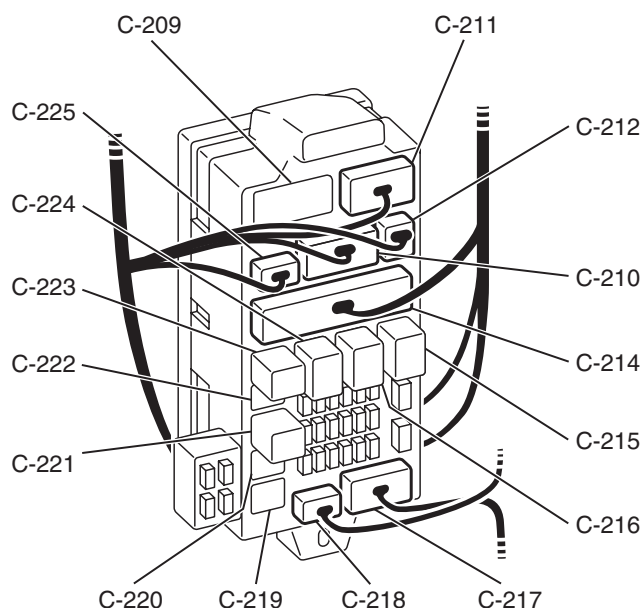
AC208208AB

C-201 (2)	AIR BAG MODULE (SQUIB) <DRIVER'S SIDE>
C-203 (1)	HORN SWITCH
C-204 (6)	CLOCK SPRING
C-205 (4-Y)	CLOCK SPRING
C-206 (10)	COLUMN SWITCH
C-207 (7)	KEY REMINDER SWITCH
C-208 (6)	IGNITION SWITCH
C-209 (13)	NO CONNECTION
C-210 (14)	INSTRUMENT PANEL WIRING HARNESS AND JUNCTION BLOCK COMBINATION

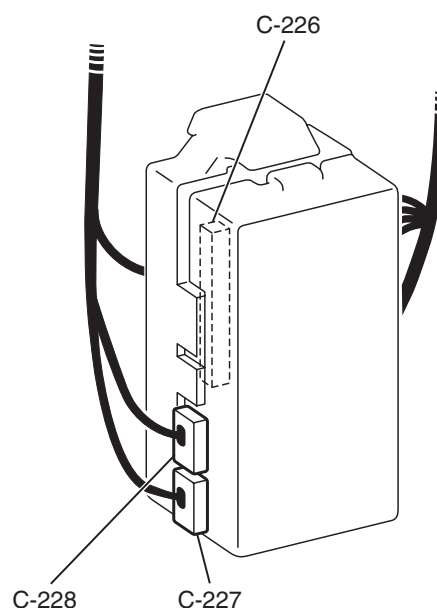
C-211 (6)	INSTRUMENT PANEL WIRING HARNESS AND JUNCTION BLOCK COMBINATION
C-212 (1-B)	INSTRUMENT PANEL WIRING HARNESS AND JUNCTION BLOCK COMBINATION
C-214 (28)	INSTRUMENT PANEL WIRING HARNESS AND JUNCTION BLOCK COMBINATION

JUNCTION BLOCK

(FRONT VIEW)

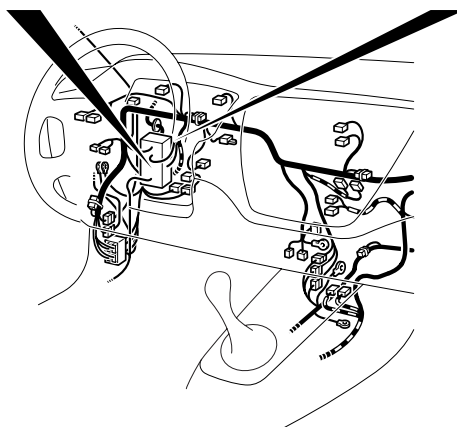


(REAR VIEW)



CONNECTOR COLOR
CODE

B : BLACK
BR : BROWN
G : GREEN
GR : GRAY
L : BLUE
NONE : MILK WHITE
O : ORANGE
R : RED
V : VIOLET
Y : YELLOW



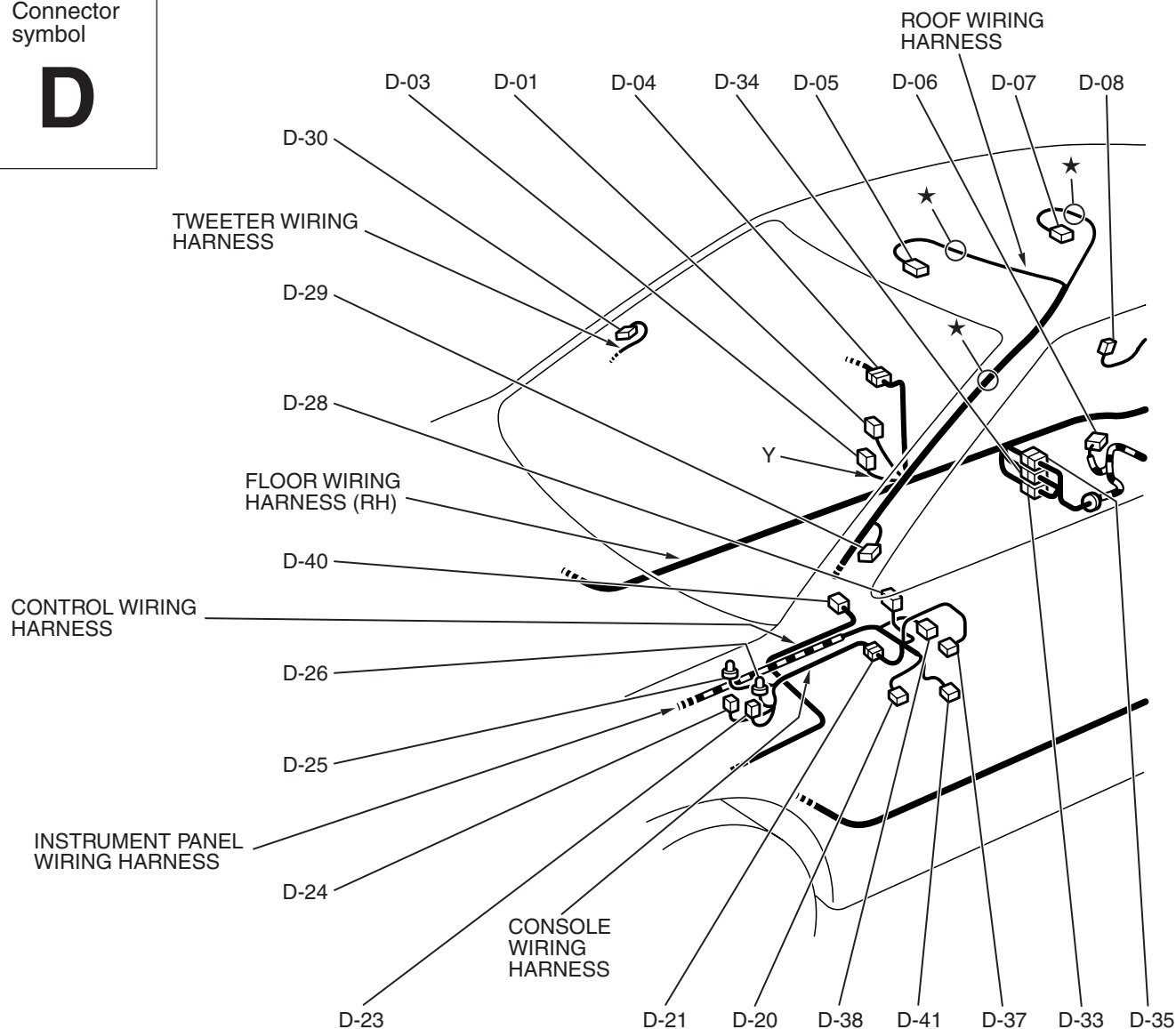
AC401826AB

C-215 (5)	REAR WINDOW DEFOGGER RELAY
C-216 (5)	BLOWER RELAY
C-217 (15)	FLOOR WIRING HARNESS (LH) AND JUNCTION BLOCK COMBINATION
C-218 (3)	ROOF WIRING HARNESS AND JUNCTION BLOCK COMBINATION
C-219 (4)	NO CONNECTION
C-220 (4)	NO CONNECTION
C-221 (4)	FUEL PUMP RELAY (2)
C-222 (4)	NO CONNECTION

C-223 (4)	FUEL PUMP RELAY (1)
C-224 (5)	POWER WINDOW RELAY
C-225 (2)	INSTRUMENT PANEL WIRING HARNESS AND JUNCTION BLOCK COMBINATION <VEHICLES WITH SUNROOF>
C-226 (20)	ETACS-ECU
C-227 (24)	ETACS-ECU
C-228 (24-GR)	ETACS-ECU
C-230 (5)	STEERING ANGULAR VELOCITY SENSOR

FLOOR AND ROOF

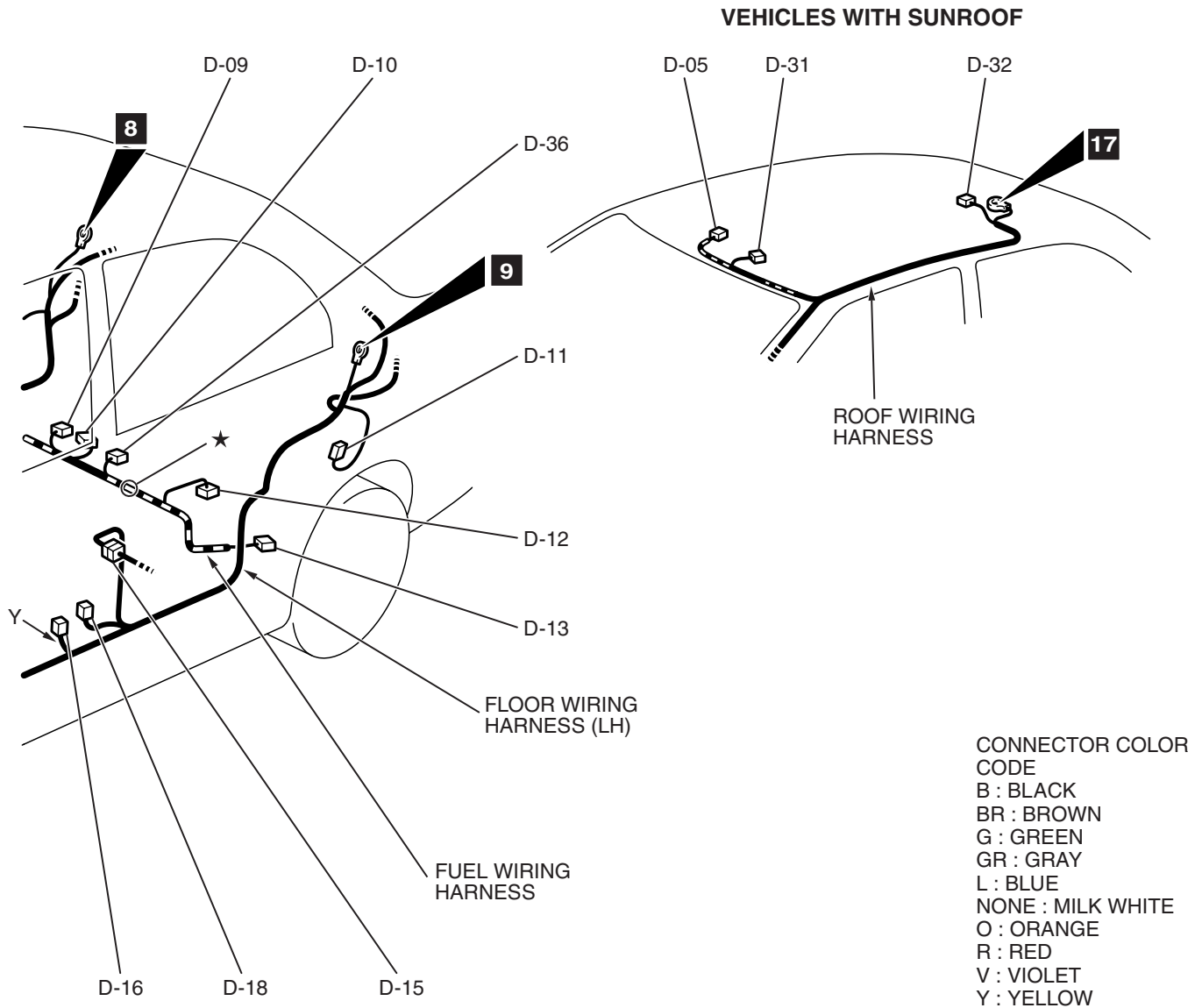
M1801000901137

Connector
symbol**D**

AC401827 AB

D-01	(3)	DOOR SWITCH (FRONT: RH)
D-03	(2-B)	SEAT BELT PRE-TENSIONER (RH)
D-04	(8)	FLOOR WIRING HARNESS (RH) AND REAR DOOR WIRING HARNESS (RH) COMBINATION
D-05	(2)	FRONT DOME LIGHT
D-06	(2-B)	ABS SENSOR (REAR: RH)
D-07	(2-GR)	REAR DOME LIGHT
D-08	(3)	DOOR SWITCH (REAR: RH)
D-09	(3-B)	FUEL TANK DIFFERENTIAL PRESSURE SENSOR
D-10	(2)	FUEL LEVEL SENSOR (SUB)
D-11	(3)	DOOR SWITCH (REAR: LH)

D-12	(5-GR)	FUEL PUMP AND LEVEL SENSOR (MAIN)
D-13	(2-B)	ABS SENSOR (REAR: LH)
D-15	(8)	FLOOR WIRING HARNESS (LH) AND REAR DOOR WIRING HARNESS (LH) COMBINATION
D-16	(2-B)	SEAT BELT PRE-TENSIONER (LH)
D-18	(3)	DOOR SWITCH (FRONT: LH)
D-20	(2)	SEAT BELT SWITCH
D-21	(4)	INSTRUMENT PANEL WIRING HARNESS AND CONSOLE WIRING HARNESS COMBINATION
D-23	(1)	CIGARETTE LIGHTER



AC310291AB

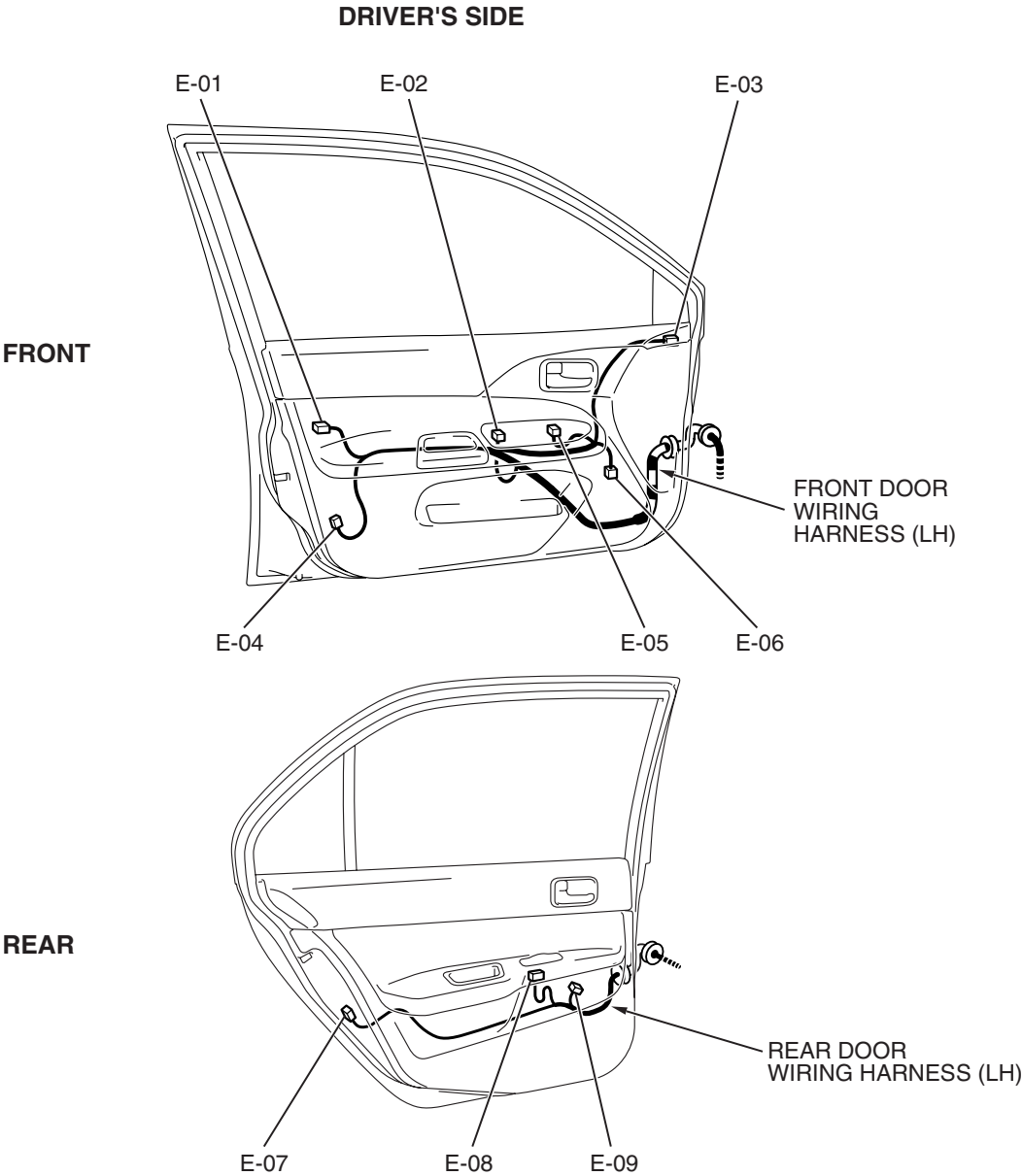
D-24	(1-B)	CIGARETTE LIGHTER
D-25	(2-B)	ASHTRAY ILLUMINATION LIGHT
D-26	(2-B)	CIGARETTE LIGHTER ILLUMINATION LIGHT
D-28	(1-B)	PARKING BRAKE SWITCH
D-29	(2)	TWEETER (LH)
D-30	(2)	TWEETER (RH)
D-31	(6-B)	SUNROOF SWITCH
D-32	(10)	SUNROOF MOTOR ASSEMBLY
D-33	(1)	FLOOR WIRING HARNESS (RH) AND FUEL WIRING HARNESS COMBINATION

D-34	(8)	FLOOR WIRING HARNESS (RH) AND FUEL WIRING HARNESS COMBINATION
D-35	(6)	FLOOR WIRING HARNESS (RH) AND FUEL WIRING HARNESS COMBINATION
D-36	(3-B)	FUEL TANK TEMPERATURE SENSOR
D-37	(3-B)	G-SENSOR (LATERAL)
D-38	(3-B)	G-SENSOR (LONGITUDINAL)
D-40	(4-B)	HEATED OXYGEN SENSOR (REAR)
D-41	(18)	AUDIO AMPLIFIER

DOOR

Connector
symbol

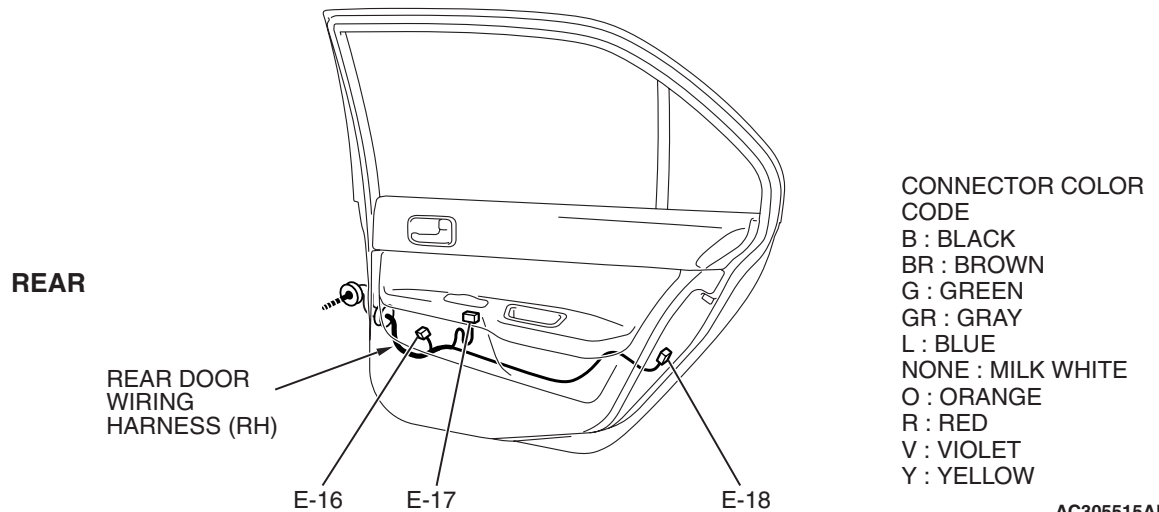
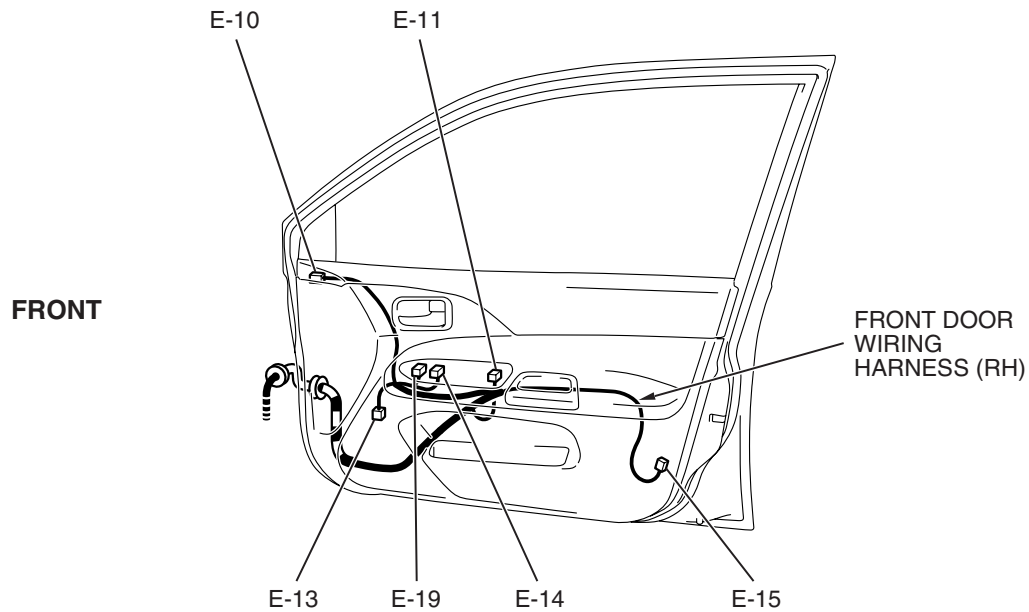
E



AC305514AD

E-01	(3-B)	DOOR LOCK KEY CYLINDER SWITCH (LH)	E-06	(2)	DOOR SPEAKER (LH)
E-02	(6-GR)	POWER WINDOW REGULATOR MOTOR (FRONT: LH)	E-07	(6-B)	DOOR LOCK ACTUATOR (REAR: LH)
E-03	(3)	REMOTE CONTROLLED MIRROR (LH)	E-08	(8)	POWER WINDOW SUB SWITCH (REAR: LH)
E-04	(6-B)	DOOR LOCK ACTUATOR (FRONT: LH)	E-09	(6-GR)	POWER WINDOW REGULATOR MOTOR (REAR: LH)
E-05	(14)	POWER WINDOW MAIN SWITCH	E-10	(3)	REMOTE CONTROLLED MIRROR (RH)

PASSENGER'S SIDE

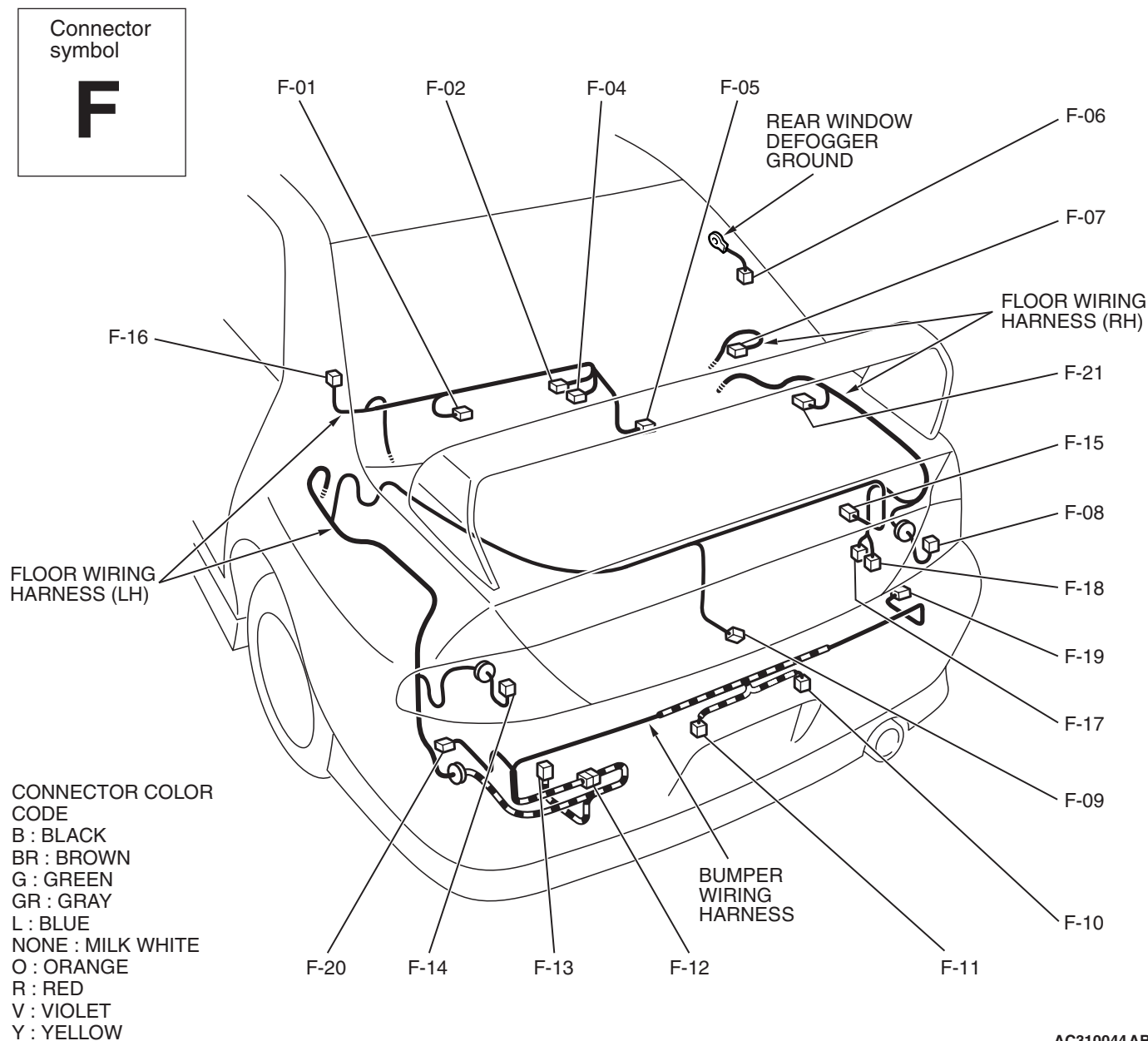


AC305515AD

E-11	(6-GR)	POWER WINDOW REGULATOR MOTOR (FRONT: RH)	E-17	(8)	POWER WINDOW SUB SWITCH (REAR: RH)
E-13	(2)	DOOR SPEAKER (RH)	E-18	(6-B)	DOOR LOCK ACTUATOR (REAR: RH)
E-14	(8)	POWER WINDOW SUB SWITCH (FRONT)	E-19	(4)	POWER WINDOW SUB SWITCH <FRONT: DOOR LOCK SWITCH>
E-15	(6-B)	DOOR LOCK ACTUATOR (FRONT: RH)			
E-16	(6-GR)	POWER WINDOW REGULATOR MOTOR (REAR: RH)			

LUGGAGE COMPARTMENT

M1801001500474



AC310044 AB

F-01	(2)	REAR SPEAKER (LH)
F-02	(2)	LUGGAGE COMPARTMENT LIGHT
F-04	(2-B)	HIGH-MOUNTED STOPLIGHT
F-05	(4)	REAR WIPER MOTOR
F-06	(1-B)	REAR WINDOW DEFOGGER (-)
F-07	(2)	REAR SPEAKER (RH)
F-08	(6-B)	REAR COMBINATION LIGHT ASSEMBLY (RH)
F-09	(1-B)	LUGGAGE COMPARTMENT LIGHT SWITCH
F-10	(2-GR)	LICENSE PLATE LIGHT (RH)
F-11	(2-GR)	LICENSE PLATE LIGHT (LH)
F-12	(2-GR)	FLOOR WIRING HARNESS (LH) AND BUMPER WIRING HARNESS COMBINATION

F-13	(2)	EVAPORATIVE EMISSION VENTILATION SOLENOID
F-14	(6-B)	REAR COMBINATION LIGHT ASSEMBLY (LH)
F-15	(2)	NO CONNECTION
F-16	(1)	REAR WINDOW DEFOGGER (+)
F-17	(2-G)	REAR WASHER MOTOR
F-18	(2)	WINDSHIELD WASHER MOTOR
F-19	(2-GR)	REAR SIDE MARKER LIGHT (RH)
F-20	(2-GR)	REAR SIDE MARKER LIGHT (LH)
F-21	(4-B)	WOOFER