
GROUP 36

PARKING BRAKES

CONTENTS

GENERAL INFORMATION	36-2	OPERATIONAL DESCRIPTION	
		<CVT>	36-5
STRUCTURAL DESCRIPTION			
<CVT>	36-4		

GENERAL INFORMATION

M2360000100656

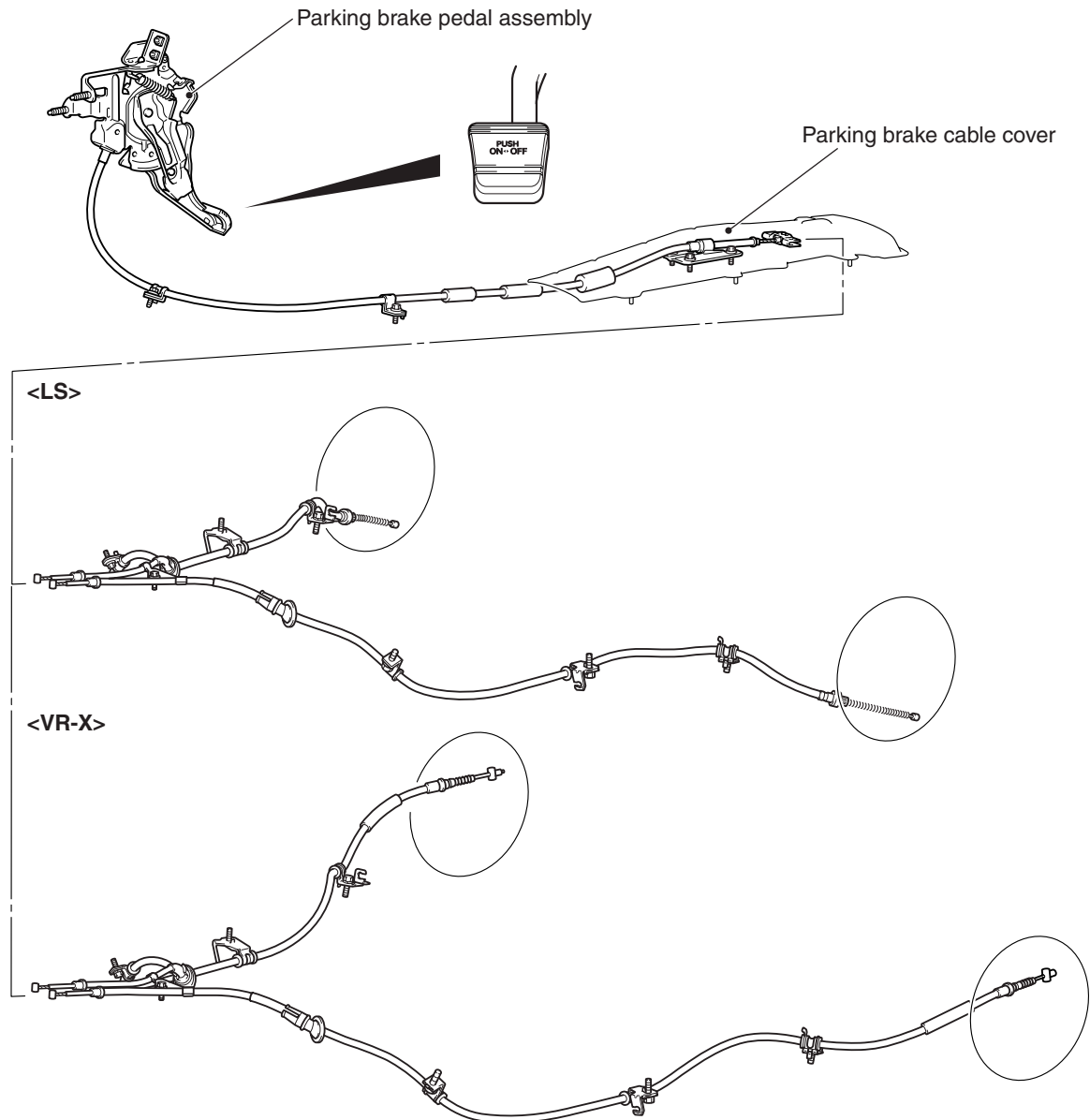
<CVT>

Employment of the parking brake pedal clears front centre space to allow a walk through design.

PUSH-ON/PUSH-RELEASE type pedal has been installed for easier operation.

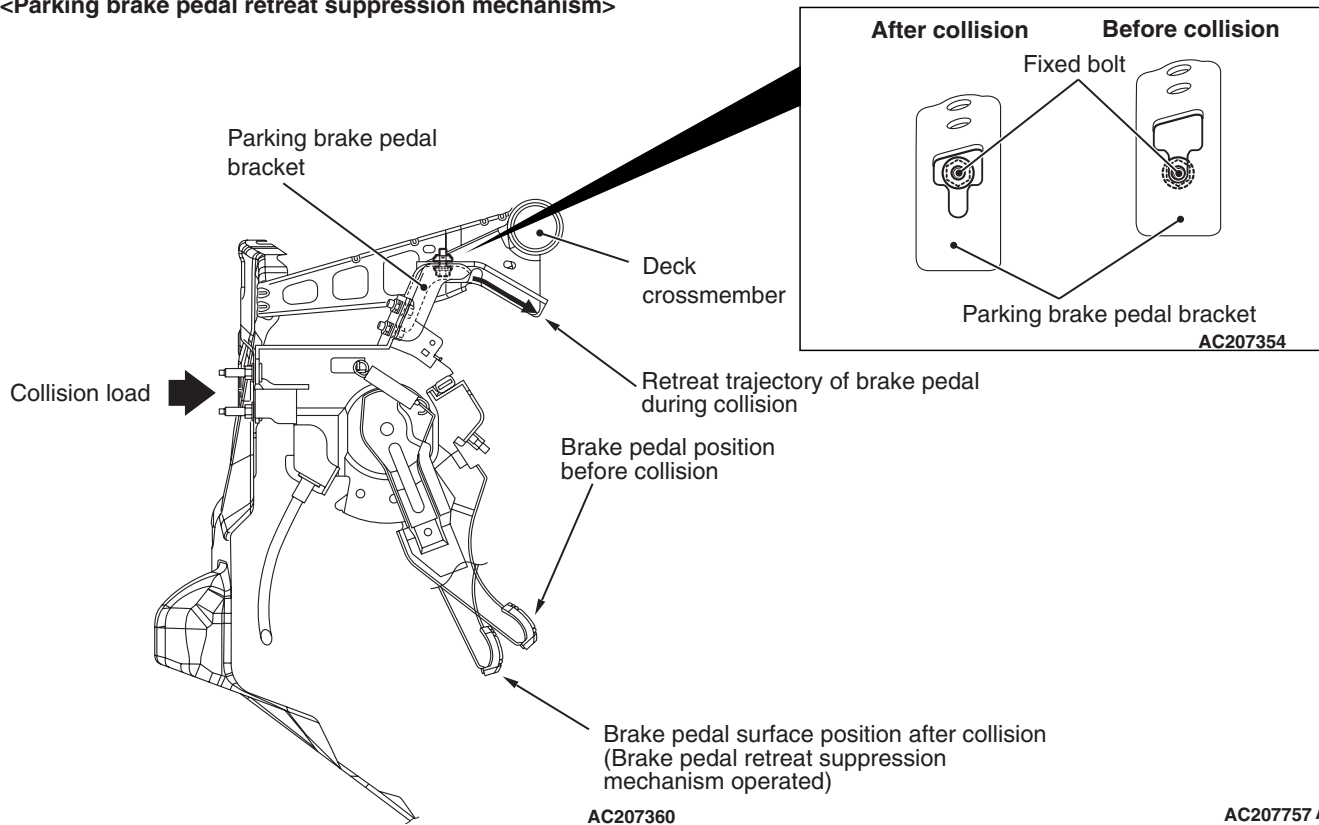
The parking brake pedal retreat suppression mechanism that restraints the retraction of the brake pedal during collision has been adopted in order to reduce the shock to the driver's feet. The mechanism of the parking brake pedal is basically the same as that of the brake pedal.

NOTE: For more information about brake pedal retreat suppression mechanism, refer to GROUP 35A, Brake Pedal P.35A-6.



AC506311AC

<Parking brake pedal retreat suppression mechanism>

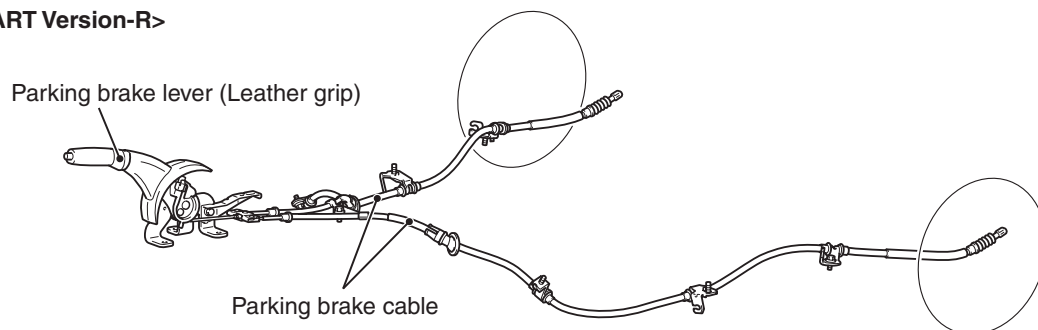


AC207757 AB

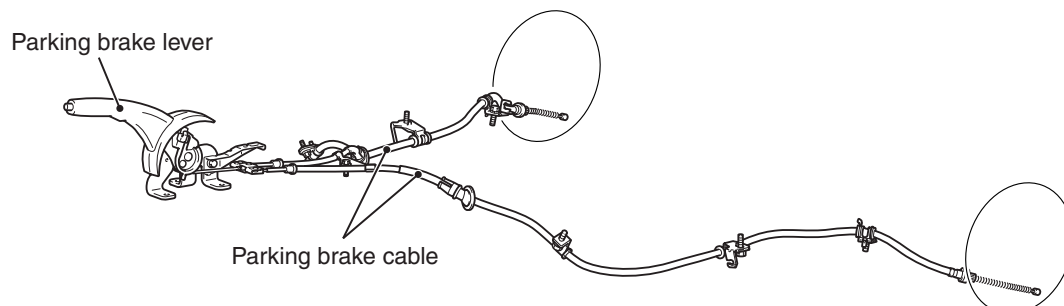
<M/T>

The parking brake is of a mechanical rear-wheel acting type, and its operation utilises a parking brake lever.

<RALLIART Version-R>



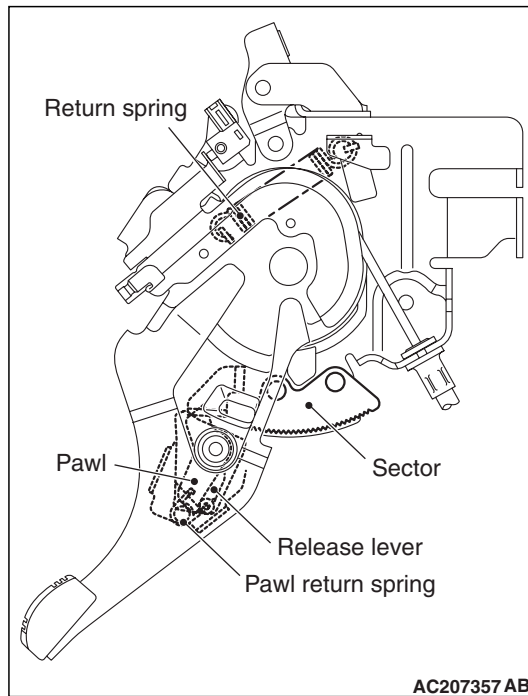
<LS, VR>



AC601652AB

STRUCTURAL DESCRIPTION <CVT>

M2360000200192



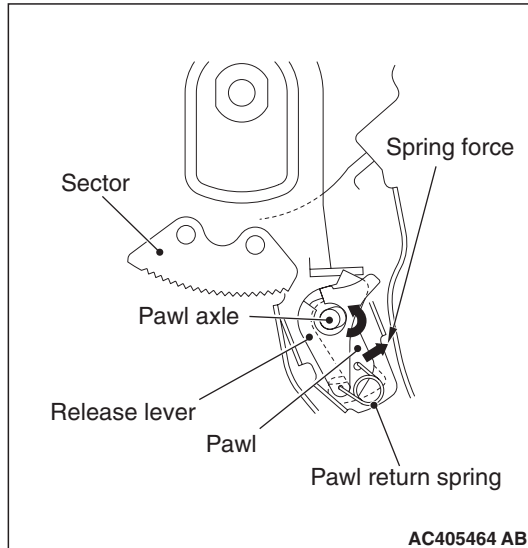
AC207357 AB

The parking brake pedal assembly consists of the parking brake pedal, sector, release lever, pawl return spring, pawl, and return spring. The sector is secured to the parking brake pedal bracket body. The pawl and release lever are fixed to the pin axle by the section with an oblong hole. The pawl and release lever are connected by the pawl returning spring, and move together with the pedal.

OPERATIONAL DESCRIPTION <CVT>

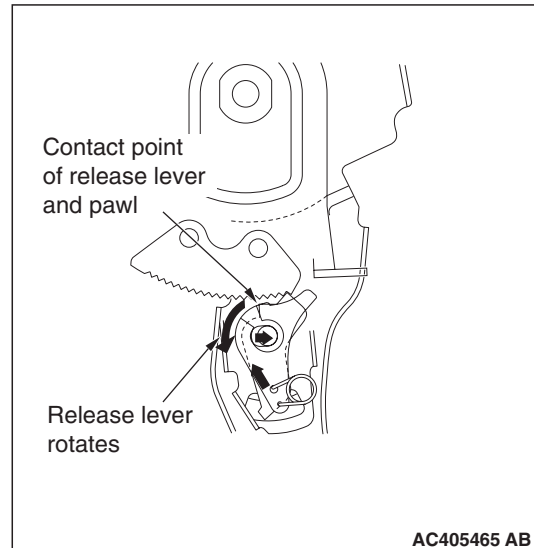
M2360000300207

PARKING BRAKE PEDAL OPERATION OPERATION WHEN PEDAL IS DEPRESSED



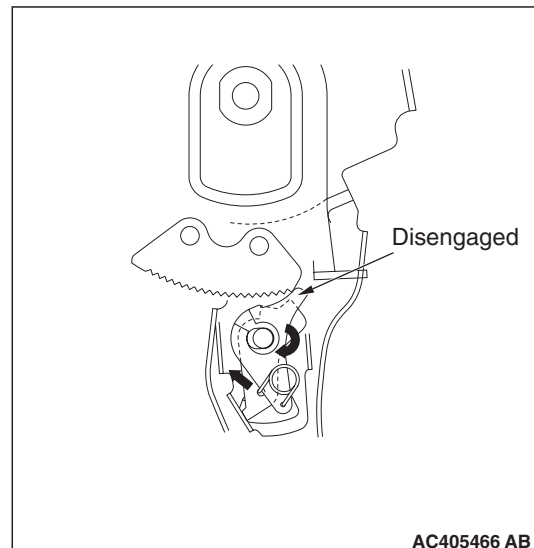
When the parking brake is released, the pawl receives the left-rotation force (the direction of engagement) around the pawl axis from the pawl return spring. Then, depressing the pedal engages the pawl and sector, releasing a clicking sound.

OPERATION AFTER PEDAL IS DEPRESSED

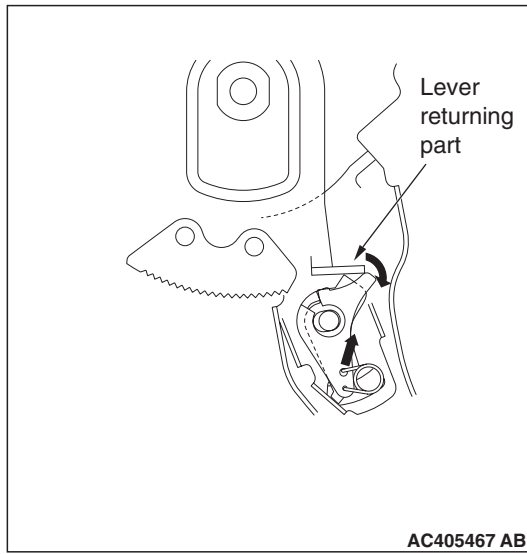


Depressing the pedal and removing one's foot causes the pawl axis to slide the section with an oblong hole from the repulsive force of the cable. Then, the release lever affixed to the pawl axis is pushed by the pawl and rotates, the pawl return spring position is inverted, and right-rotation force (in the release direction) is applied to the pawl. At this time, the engagement force of the pawl and sector prevents release.

OPERATION WHEN PEDAL IS DEPRESSED



Depressing the pedal again for release disengages it, rotating the pawl from the spring force and releasing the lock.

**OPERATION WHEN PEDAL IS
RETURNED**

When returning the pedal, the release lever returns to the starting position from the lever returning section as the spring position is inverted, causing the pawl to return to the position of release for the parking break.