

---

## GROUP 80

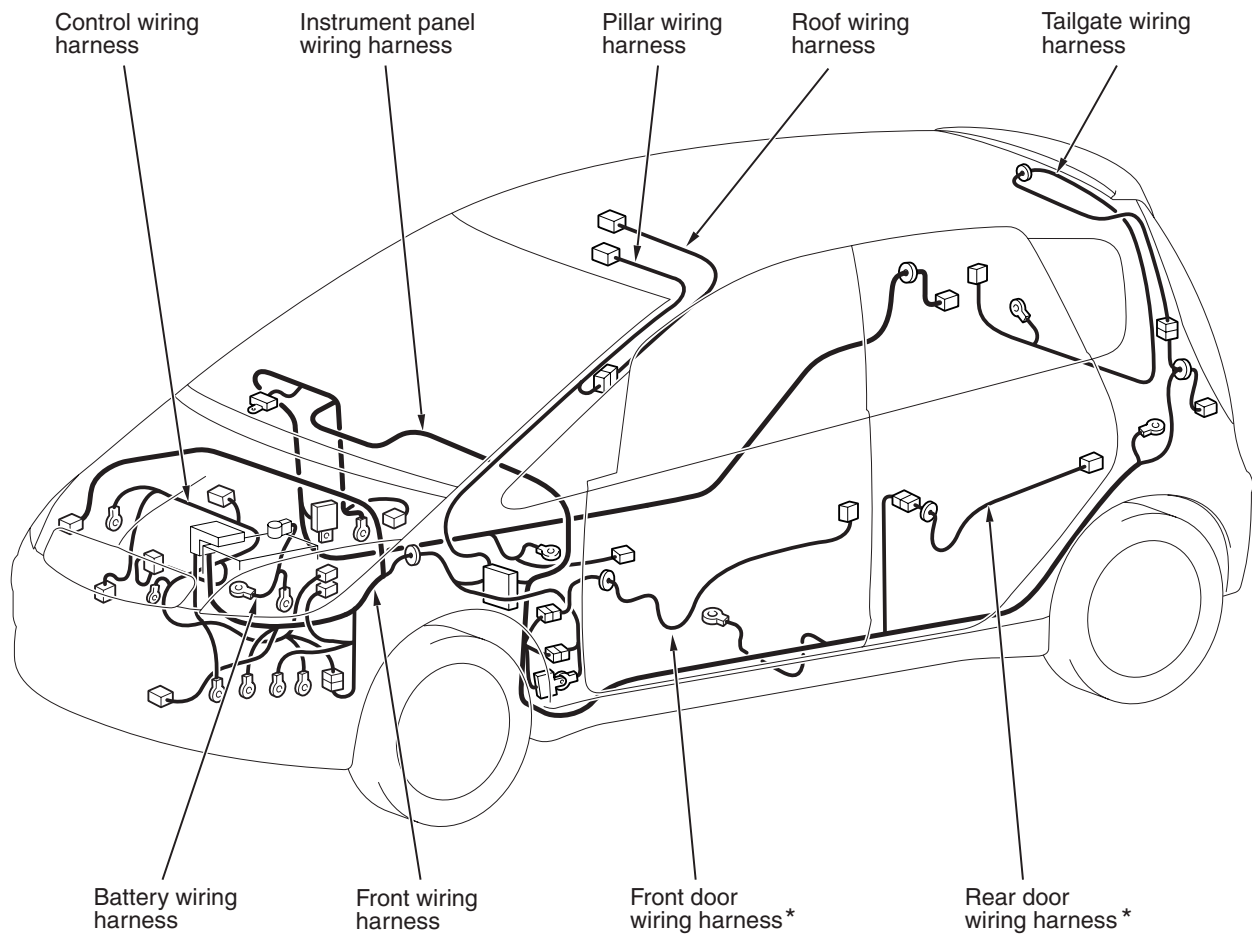
# CONFIGURATION DIAGRAMS

### CONTENTS

<b>OVERALL CONFIGURATION DIAGRAM.....</b>	<b>80-2</b>	<b>INSTRUMENT PANEL .....</b>	<b>80-9</b>
<b>ENGINE COMPARTMENT.....</b>	<b>80-3</b>	<b>FLOOR AND ROOF .....</b>	<b>80-11</b>
ENGINE COMPARTMENT <4A91-M/T> ..	80-3	<b>DOOR .....</b>	<b>80-12</b>
ENGINE COMPARTMENT <4A91-CVT> ..	80-5	<b>TAILGATE.....</b>	<b>80-13</b>
ENGINE COMPARTMENT <4G15> .....	80-7		

## OVERALL CONFIGURATION DIAGRAM

M1801000101603



AC600827AC

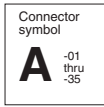
## NOTE:

1. This illustration shows only major wiring harnesses.
2. \*: also equipped at the right side.

# ENGINE COMPARTMENT

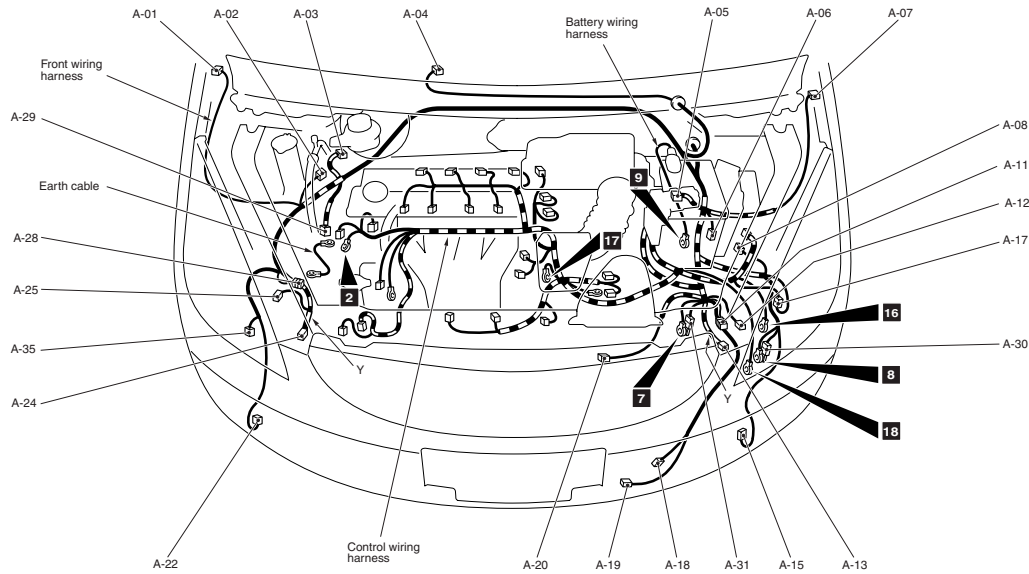
## ENGINE COMPARTMENT <4A91-M/T>

M1801000303108



Connector colour code

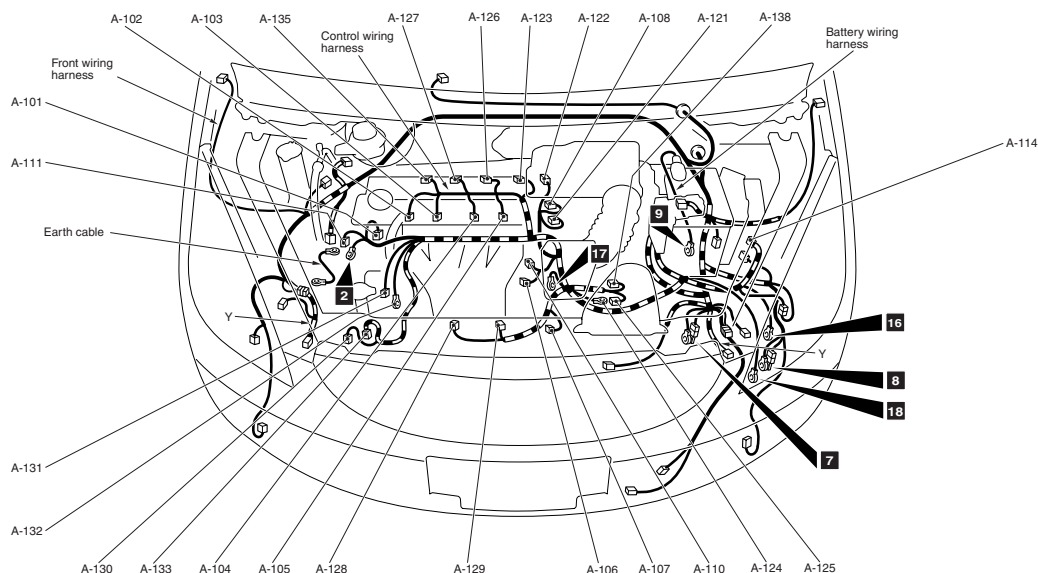
B : Black  
BR : Brown  
DG : Dark grey  
G : Green  
GR : Grey  
L : Blue  
None : Milk white  
O : Orange  
R : Red  
V : Violet  
Y : Yellow



AC600828AB

A-01	(2-GR)	Side turn-signal lamp (RH)	A-18	(1-B)	Horn
A-02	(3-B)	A/C pressure sensor	A-19	(2-B)	Ambient temperature sensor
A-03	(2-GR)	Brake fluid level switch	A-20	(2-GR)	Cooling fan motor
A-04	(5-GR)	Windshield wiper motor	A-22	(2-B)	Fog lamp (RH)
A-05	(26-B)	ABS-ECU	A-24	(2-Y)	Front impact sensor (RH)
A-06	(2-B)	Front wheel speed sensor (LH)	A-25	(12-B)	Front combination lamp (RH)
A-07	(2-GR)	Side turn-signal lamp (LH)	A-28	(2-GR)	Spare connector (for headlamp control)
A-08	(66-GR)	Engine-ECU	A-29	(2-B)	Front wheel speed sensor (RH)
A-11	(2-GR)	Spare connector (for remote control pole)	A-30	(6-GR)	J/C (Earth8)
A-12	(12-B)	Front combination lamp (LH)	A-31	(6-GR)	J/C (Earth7)
A-13	(2-Y)	Front impact sensor (LH)	A-35	(2)	Washer motor
A-15	(2-B)	Fog lamp (LH)			
A-17	(12-B)	Front wiring harness and control wiring harness combination			

## ENGINE COMPARTMENT &lt;4A91-M/T&gt; (CONTINUED)

Connector  
symbol**A**  
-101  
thru  
-138Connector colour  
code  
B : Black  
BR : Brown  
DG : Dark grey  
G : Green  
GR : Grey  
L : Blue  
None : Milk white  
O : Orange  
R : Red  
V : Violet  
Y : Yellow

AC600828AC

A-101 (2-B)	Oil feeder control valve	A-123 (3-DG)	Ignition coil No.4
A-102 (2-GR)	Injector No.1	A-124 (1)	Starter
A-103 (2-GR)	Injector No.2	A-125 (1-B)	Starter
A-104 (2-GR)	Injector No.3	A-126 (3-DG)	Ignition coil No.3
A-105 (2-GR)	Injector No.4	A-127 (3-DG)	Ignition coil No.2
A-106 (4)	Manifold absolute pressure sensor	A-128 (2-GR)	Detonation sensor
A-107 (6-B)	Electronic control throttle valve	A-129 (1-L)	Engine oil pressure switch
A-108 (2-B)	Purge control solenoid valve	A-130 (1-B)	A/C compressor
A-110 (3-B)	Camshaft position sensor	A-131 (4-GR)	Alternator
A-111 (1-B)	Noise condenser	A-132 (1)	Alternator
A-114 (66-GR)	Engine-ECU	A-133 (3-B)	Crank angle sensor
A-121 (2-B)	Engine coolant temperature sensor	A-135 (3-DG)	Ignition coil No.1
A-122 (4-GR)	Oxygen sensor (Front)	A-138 (2-B)	Back-up lamp switch

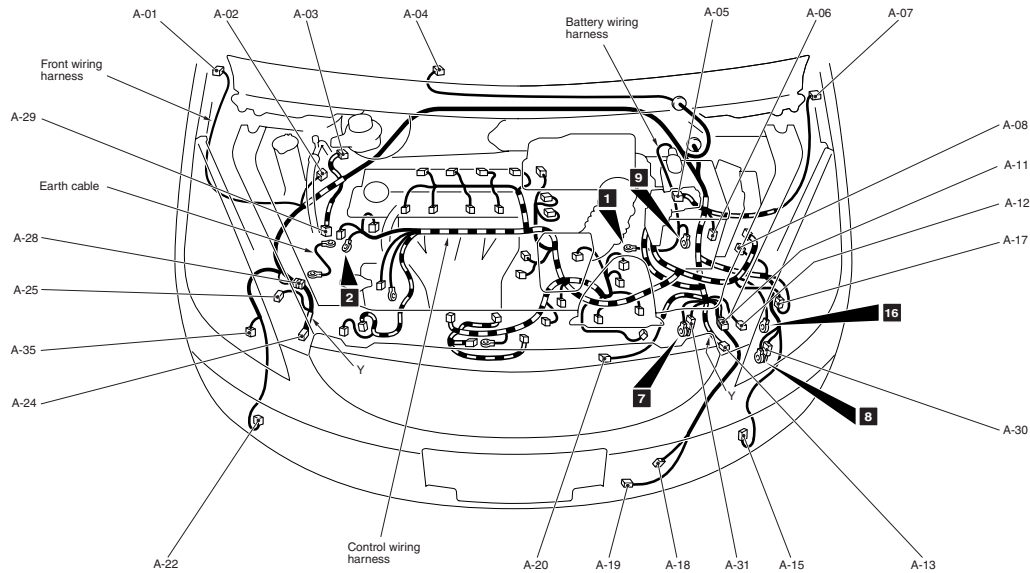
ENGINE COMPARTMENT <4A91-CVT>

M1801000303119

Connector  
symbol

**A**  
-01  
thru  
-35

Connector colour  
code  
B : Black  
BR : Brown  
DG : Dark grey  
G : Green  
GR : Grey  
L : Blue  
None : Milk white  
O : Orange  
R : Red  
V : Violet  
Y : Yellow



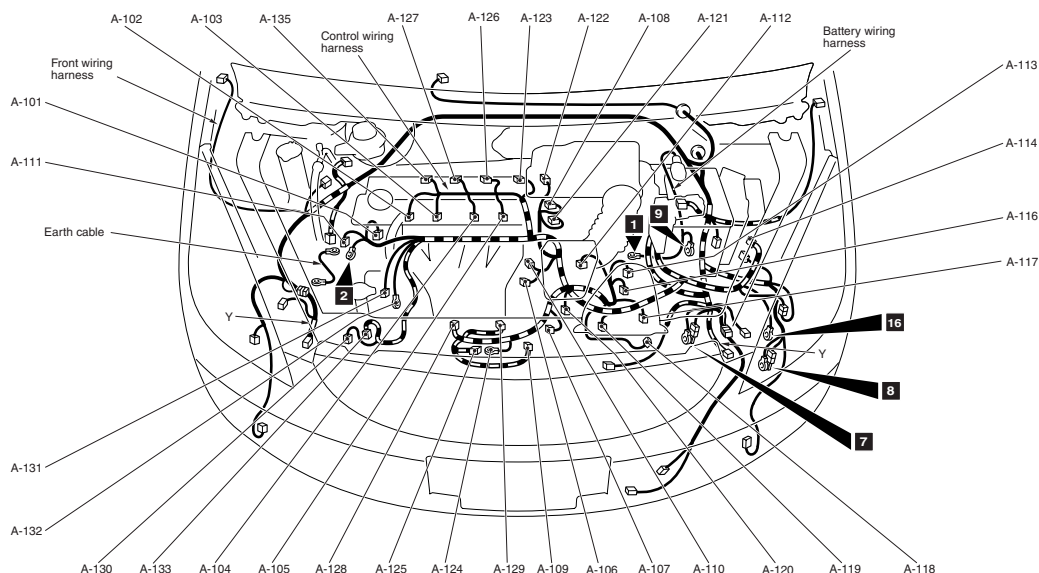
AC507390AB

A-01	(2-GR)	Side turn-signal lamp (RH)	A-18	(1-B)	Horn
A-02	(3-B)	A/C pressure sensor	A-19	(2-B)	Ambient temperature sensor
A-03	(2-GR)	Brake fluid level switch	A-20	(2-GR)	Cooling fan motor
A-04	(5-GR)	Windshield wiper motor	A-22	(2-B)	Fog lamp (RH)
A-05	(26-B)	ABS-ECU	A-24	(2-Y)	Front impact sensor (RH)
A-06	(2-B)	Front wheel speed sensor (LH)	A-25	(12-B)	Front combination lamp (RH)
A-07	(2-GR)	Side turn-signal lamp (LH)	A-28	(2-GR)	Spare connector (for headlamp control)
A-08	(66-GR)	Engine-CVT-ECU	A-29	(2-B)	Front wheel speed sensor (RH)
A-11	(2-GR)	Spare connector (for remote control pole)	A-30	(6-GR)	J/C (Earth8)
A-12	(12-B)	Front combination lamp (LH)	A-31	(6-GR)	J/C (Earth7)
A-13	(2-Y)	Front impact sensor (LH)	A-35	(2)	Washer motor
A-15	(2-B)	Fog lamp (LH)			
A-17	(12-B)	Front wiring harness and control wiring harness combination			

## ENGINE COMPARTMENT &lt;4A91-CVT&gt; (CONTINUED)

Connector  
symbol**A**  
-101  
thru  
-135

Connector colour  
code  
B : Black  
BR : Brown  
DG : Dark grey  
G : Green  
GR : Grey  
L : Blue  
None : Milk white  
O : Orange  
R : Red  
V : Violet  
Y : Yellow

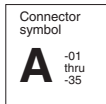


AC507390AC

A-101 (2-B)	Oil feeder control valve	A-119 (10-B)	Inhibitor switch
A-102 (2-GR)	Injector No.1	A-120 (3-GR)	Turbine speed sensor
A-103 (2-GR)	Injector No.2	A-121 (2-B)	Engine coolant temperature sensor
A-104 (2-GR)	Injector No.3	A-122 (4-GR)	Oxygen sensor (Front)
A-105 (2-GR)	Injector No.4	A-123 (3-DG)	Ignition coil No.4
A-106 (4)	Manifold absolute pressure sensor	A-124 (1)	Starter
A-107 (6-B)	Electronic control throttle valve	A-125 (1-B)	Starter
A-108 (2-B)	Purge control solenoid valve	A-126 (3-DG)	Ignition coil No.3
A-109 (6-GR)	EGR valve	A-127 (3-DG)	Ignition coil No.2
A-110 (3-B)	Camshaft position sensor	A-128 (2-GR)	Detonation sensor
A-111 (1-B)	Noise condenser	A-129 (1-L)	Engine oil pressure switch
A-112 (3-B)	Secondary speed sensor	A-130 (1-B)	A/C compressor
A-113 (3-B)	Line pressure sensor	A-131 (4-GR)	Alternator
A-114 (66-GR)	Engine-CVT-ECU	A-132 (1)	Alternator
A-116 (3-B)	Primary speed sensor	A-133 (3-B)	Crank angle sensor
A-117 (10-GR)	CVT control solenoid valve assembly	A-135 (3-DG)	Ignition coil No.1
A-118 (3-B)	Primary pressure sensor		

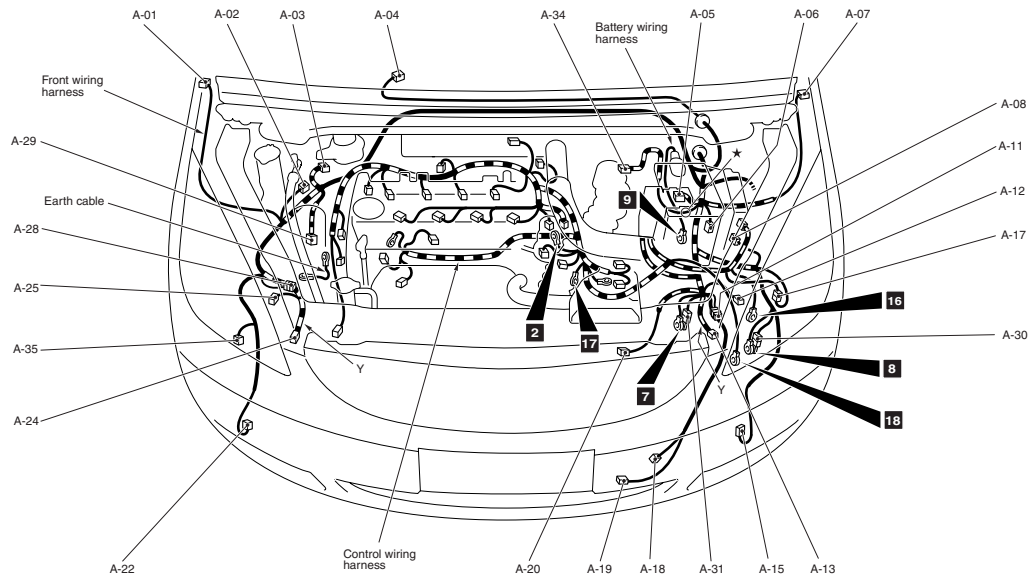
ENGINE COMPARTMENT <4G15>

M1801000303120



Connector colour code

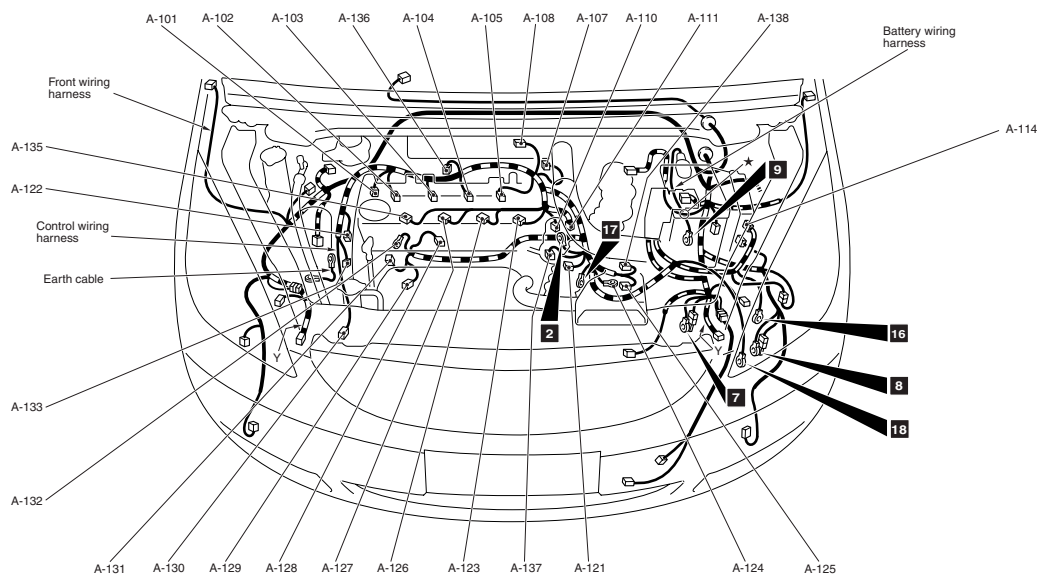
B : Black  
BR : Brown  
DG : Dark grey  
G : Green  
GR : Grey  
L : Blue  
None : Milk white  
O : Orange  
R : Red  
V : Violet  
Y : Yellow



AC600829 AB

A-01	(2-GR)	Side turn-signal lamp (RH)	A-18	(1-B)	Horn
A-02	(3-B)	A/C pressure sensor	A-19	(2-B)	Ambient temperature sensor
A-03	(2-GR)	Brake fluid level switch	A-20	(4)	Cooling fan motor
A-04	(5-GR)	Windshield wiper motor	A-22	(2-B)	Fog lamp (RH)
A-05	(46-B)	ASC-ECU	A-24	(2-Y)	Front impact sensor (RH)
A-06	(2-B)	Front wheel speed sensor (LH)	A-25	(12-B)	Front combination lamp (RH)
A-07	(2-GR)	Side turn-signal lamp (LH)	A-28	(2-GR)	Spare connector (for headlamp control)
A-08	(66-GR)	Engine-ECU	A-29	(2-B)	Front wheel speed sensor (RH)
A-11	(2-GR)	Spare connector (for remote control pole)	A-30	(6-GR)	J/C (Earth8)
A-12	(12-B)	Front combination lamp (LH)	A-31	(6-GR)	J/C (Earth7)
A-13	(2-Y)	Front impact sensor (LH)	A-34	(4-GR)	Air flow sensor
A-15	(2-B)	Fog lamp (LH)	A-35	(2)	Washer motor
A-17	(12-B)	Front wiring harness and control wiring harness combination			

## ENGINE COMPARTMENT &lt;4G15&gt; (CONTINUED)

Connector  
symbol**A**  
-101  
thru  
-138Connector colour  
code  
B : Black  
BR : Brown  
DG : Dark grey  
G : Green  
GR : Grey  
L : Blue  
None : Milk white  
O : Orange  
R : Red  
V : Violet  
Y : Yellow

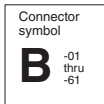
AC600829AC

A-101 (2-B)	Oil feeder control valve	A-125 (1-B)	Starter
A-102 (2-GR)	Injector No.1	A-126 (3-DG)	Ignition coil No.3
A-103 (2-GR)	Injector No.2	A-127 (3-DG)	Ignition coil No.2
A-104 (2-GR)	Injector No.3	A-128 (2)	Detonation sensor
A-105 (2-GR)	Injector No.4	A-129 (1-L)	Engine oil pressure switch
A-107 (6-B)	Electronic control throttle valve	A-130 (1-B)	A/C compressor
A-108 (2-B)	Purge control solenoid valve	A-131 (4-GR)	Alternator
A-110 (3-B)	Camshaft position sensor	A-132 (1)	Alternator
A-111 (1-B)	Noise condenser	A-133 (3-DG)	Crank angle sensor
A-114 (66-GR)	Engine-ECU	A-135 (3-DG)	Ignition coil No.1
A-121 (2-B)	Engine coolant temperature sensor	A-136 (2-B)	Fuel pressure control solenoid valve
A-122 (4-GR)	Oxygen sensor (Front)	A-137 (2-GR)	Wastegate solenoid valve
A-123 (3-DG)	Ignition coil No.4	A-138 (2-B)	Back-up lamp switch
A-124 (1)	Starter		

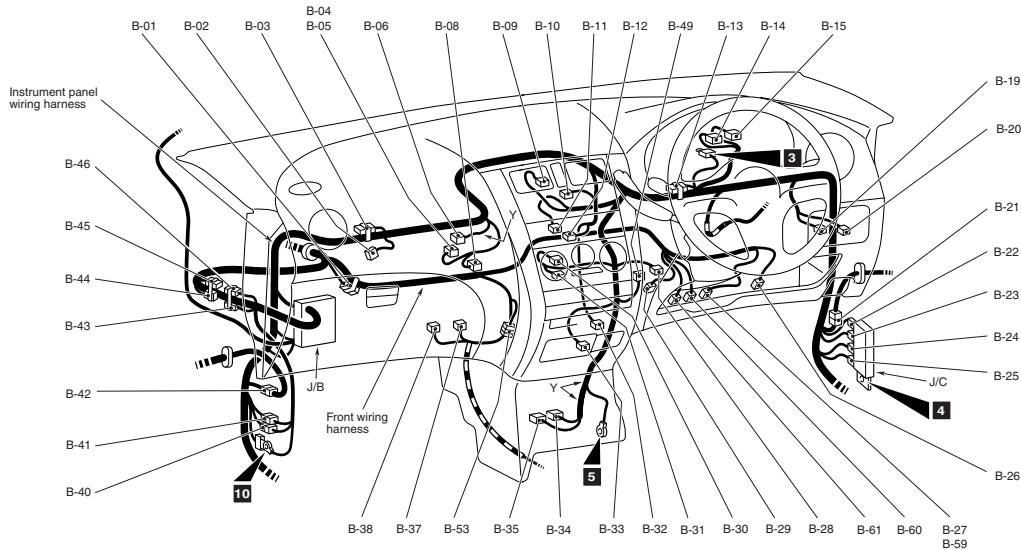


# INSTRUMENT PANEL

M1801000700497



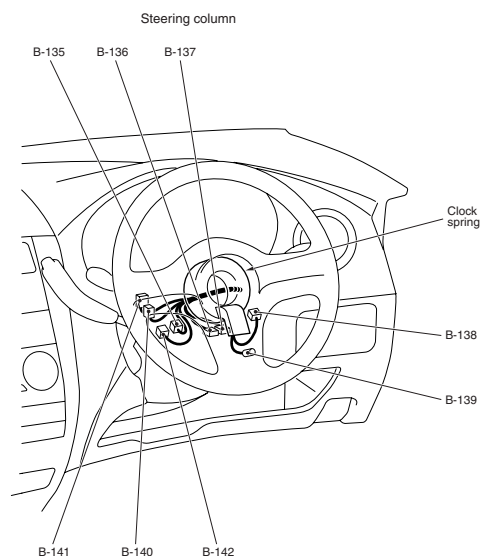
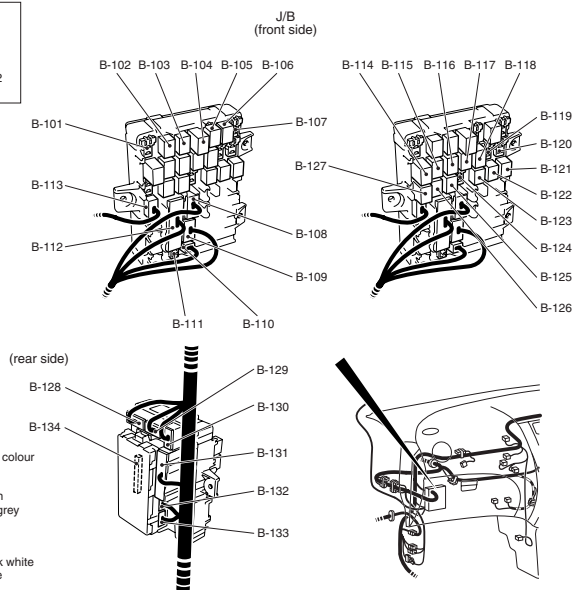
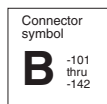
Connector colour code  
B : Black  
BR : Brown  
DG: Dark grey  
G : Green  
GR : Grey  
L : Blue  
None : Milk white  
O : Orange  
R : Red  
V : Violet  
Y : Yellow



AC600830AB

B-01	(12)	J/C (CAN2)	B-29	(1)	Parking brake switch <CVT>
B-02	(7-GR)	Outside/inside air selection damper control motor	B-30	(12-B)	Heater control assembly
B-03	(12)	J/C (CAN1)	B-31	(6-B)	Blower switch <Manual A/C>
B-04	(4)	Resistor <Manual A/C>	B-32	(16-B)	Diagnosis connector
B-05	(5-B)	Power transistor <Automatic A/C>	B-33	(2)	Cigarette lighter
B-06	(2-R)	Passenger's (front) air bag module (squib)	B-34	(22-Y)	SRS-ECU
B-08	(2)	Air thermo sensor	B-35	(20-Y)	SRS-ECU
B-09	(4)	Hazard warning switch	B-37	(8-B)	EPS-ECU
B-10	(2)	Blower motor	B-38	(2-B)	EPS-ECU
B-11	(14)	Radio and CD player	B-40	(10)	Front wiring harness and instrument panel wiring harness combination
B-12	(7-GR)	Air mixing damper control motor and potentiometer <Automatic A/C>	B-41	(22)	Front wiring harness and instrument panel wiring harness combination
B-13	(2-B)	Photo sensor <Automatic A/C>	B-42	(14)	Instrument panel wiring harness and front door wiring harness (LH) combination
B-14	(16-B)	Combination meter	B-43	(2-GR)	Diode 1 (for A/C circuit)
B-15	(20-B)	Combination meter	B-44	(2)	Spare connector (for headlamp control)
B-19	(6)	Fog lamp switch <without ASC> or fog lamp and ASC off switch <with ASC>	B-45	(2-B)	Spare connector (for remote control pole)
B-20	(11)	Remote controlled mirror switch	B-46	(2-GR)	Diode 2 (for A/C circuit)
B-21	(32)	Instrument panel wiring harness and front door wiring harness (RH) combination	B-49	(8)	Immobilizer-ECU
B-22	(10)	J/C	B-53	(4)	Oxygen sensor (Rear)
B-23	(22)	J/C	B-59	(6)	Stop lamp switch <4G15>
B-24	(12)	J/C	B-60	(2)	Clutch switch (for starter) <M/T>
B-25	(12)	J/C	B-61	(6-L)	Clutch switch (for engine control) <4G15>
B-26	(6-B)	Accelerator pedal position sensor			
B-27	(4)	Stop lamp switch <4A91>			
B-28	(2-B)	Interior temperature sensor <Automatic A/C>			

## INSTRUMENT PANEL (CONTINUED)

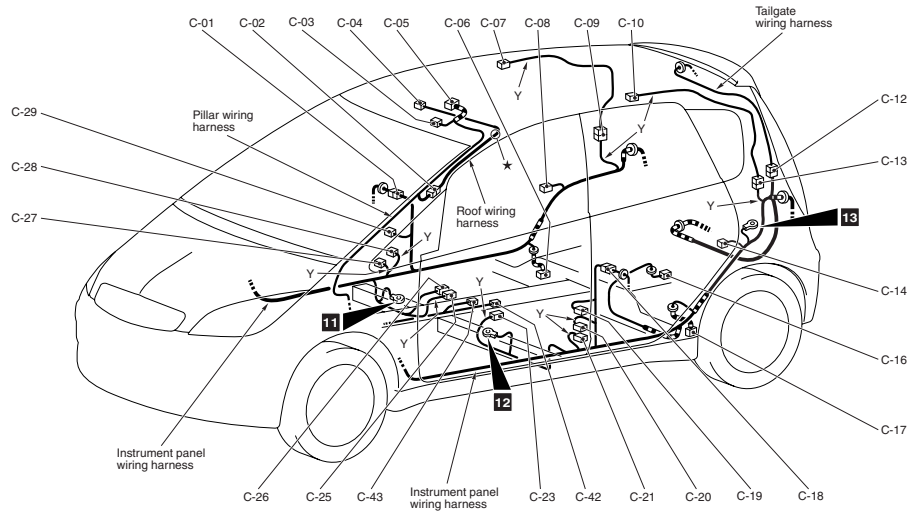
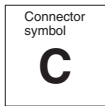


AC600831AB

B-101 (4)	No connection	B-121 (4)	Throttle valve control servo relay
B-102 (4)	Horn relay	B-122 (4)	Headlamp relay (HI)
B-103 (4)	Fuel pump relay 2	B-123 (4)	Headlamp relay (LO)
B-104 (4)	A/C compressor relay	B-124 (4)	No connection
B-105 (4)	Starter relay <M/T>	B-125 (4)	Rear window defogger relay
B-106 (4)	Engine control relay	B-126 (4)	Power window relay
B-107 (4)	No connection	B-127 (4)	Cooling fan control relay (HI) <4G15>
B-108 (2-B)	Front wiring harness and J/B combination	B-128 (15)	Instrument panel wiring harness and J/B combination
B-109 (6)	Front wiring harness and J/B combination	B-129 (6)	Instrument panel wiring harness and J/B combination
B-110 (14)	Front wiring harness and J/B combination	B-130 (8)	Instrument panel wiring harness and J/B combination
B-111 (3)	No connection	B-131 (36)	Instrument panel wiring harness and J/B combination
B-112 (32)	Front wiring harness and J/B combination	B-132 (24)	ETACS-ECU
B-113 (5)	Pillar wiring harness and J/B combination	B-133 (24-GR)	ETACS-ECU
B-114 (4)	Cooling fan control relay <4A91> or cooling fan control relay (LO) <4G15>	B-134 (20)	ETACS-ECU
B-115 (4)	Fog lamp relay	B-135 (10)	Column switch
B-116 (4)	Blower relay	B-136 (4-Y)	Clock spring
B-117 (4)	Fuel pump relay 1	B-137 (6)	Clock spring
B-118 (4)	CVT control relay	B-138 (2)	Driver's air bag module (squib)
B-119 (4)	No connection	B-139 (1)	Horn switch
B-120 (4)	No connection	B-140 (7-B)	Ignition key cylinder illumination lamp
		B-141 (6)	Ignition switch
		B-142 (6)	Steering wheel sensor <ASC>

# FLOOR AND ROOF

M1801000902174



Connector colour code  
B : Black  
BR : Brown  
DG : Dark gray  
G : Green  
GR : Grey  
L : Blue  
None : Milk white  
O : Orange  
R : Red  
V : Violet  
Y : Yellow

AC600832.AC

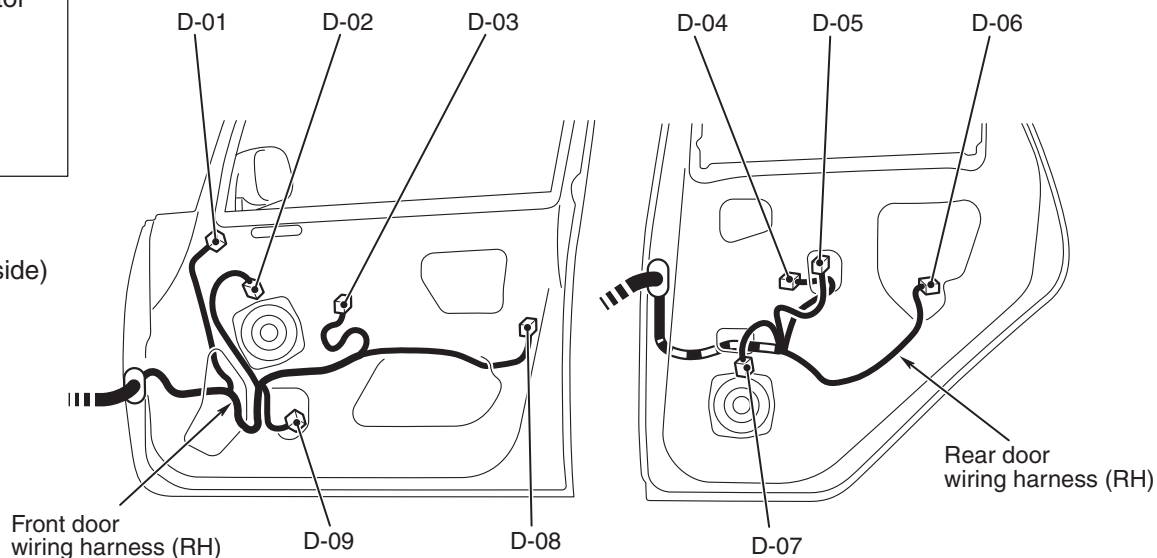
C-01	(10)	Instrument panel wiring harness and rear door wiring harness (RH) combination	C-14	(3)	Door switch (Rear: LH)
C-02	(5)	Pillar wiring harness and roof wiring harness combination	C-16	(5-GR)	Fuel pump and gauge unit
C-03	(6-B)	Sunroof switch	C-17	(2-B)	Rear wheel speed sensor (LH)
C-04	(3)	Room lamp	C-18	(10)	Instrument panel wiring harness and rear door wiring harness (LH) combination
C-05	(10-GR)	Sunroof motor assembly	C-19	(3)	Door switch (Front: LH)
C-06	(2-B)	Rear wheel speed sensor (RH)	C-20	(2-B)	Seat belt pre-tensioner (LH)
C-07	(2-B)	Curtain air bag module (squib) (RH)	C-21	(2-Y)	Side impact sensor (LH)
C-08	(3)	Door switch (Rear: RH)	C-23	(2-R)	Side-airbag module (squib) (LH)
C-09	(2-R)	Instrument panel wiring harness and curtain air bag wiring harness (RH) combination	C-25	(2-R)	Side-airbag module (squib) (RH)
C-10	(2-B)	Curtain air bag module (squib) (LH)	C-26	(2)	Front seat belt switch (RH)
C-12	(10)	Instrument panel wiring harness and tailgate wiring harness combination	C-27	(2-Y)	Side impact sensor (RH)
C-13	(2-R)	Instrument panel wiring harness and curtain air bag wiring harness (LH) combination	C-28	(2-B)	Seat belt pre-tensioner (RH)
			C-29	(3)	Door switch (Front: RH)
			C-42	(1-B)	Parking brake switch <M/T>
			C-43	(4-B)	G and yaw rate sensor <ASC>

## DOOR

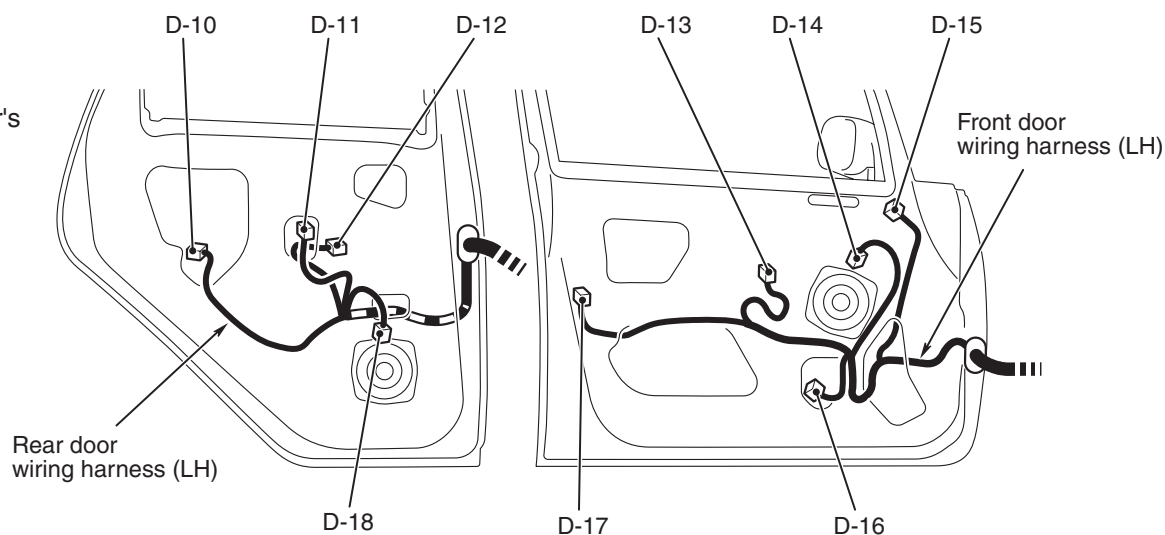
M1801001401793

Connector  
symbol**D**

(Driver's side)



(Passenger's side)

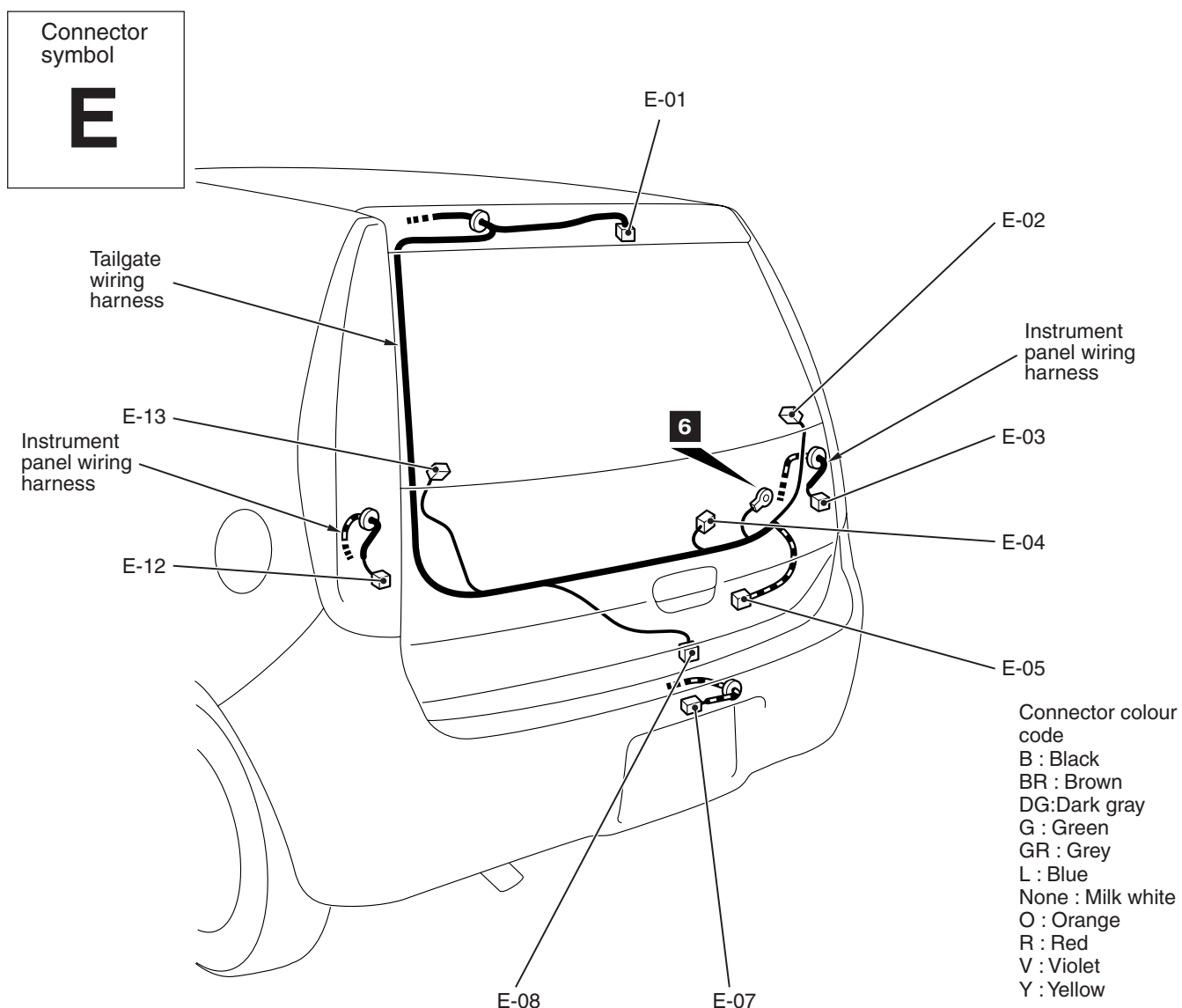


AC505469AB

D-01	(7)	Door mirror assembly (RH)	D-10	(6-B)	Rear door lock actuator (LH)
D-02	(2)	Front door speaker (RH)	D-11	(8)	Power window sub switch (Rear: LH)
D-03	(14)	Power window main switch	D-12	(2-B)	Power window motor (Rear: LH)
D-04	(2-B)	Power window motor (Rear: RH)	D-13	(8)	Power window sub switch (Front: LH)
D-05	(8)	Power window sub switch (Rear: RH)	D-14	(2)	Front door speaker (LH)
D-06	(6-B)	Rear door lock actuator (RH)	D-15	(7)	Door mirror assembly (LH)
D-07	(2)	Rear door speaker (RH)	D-16	(2-B)	Power window motor (Front: LH)
D-08	(6-B)	Front door lock actuator (RH)	D-17	(6-B)	Front door lock actuator (LH)
D-09	(2-B)	Power window motor (Front: RH)	D-18	(2)	Rear door speaker (LH)

M1801001900751

# TAILGATE



AC400507AC

E-01	(2-B)	High-mounted stop lamp	E-07	(2)	Licence plate lamp
E-02	(1-B)	Rear window defogger (-)	E-08	(1-B)	Tailgate switch
E-03	(6-B)	Rear combination lamp (RH)	E-12	(6-B)	Rear combination lamp (LH)
E-04	(4)	Rear wiper motor	E-13	(1-B)	Rear window defogger (+)
E-05	(2-B)	Tailgate lock actuator			