

GROUP 90

CIRCUIT DIAGRAMS

CONTENTS

J/B	90-5	COOLING SYSTEM	90-43
J/C	90-7	INVECS-II 4A/T	90-44
J/C <L.H. drive vehicles>	90-7	INVECS-II 4A/T <4G64 (L.H. drive vehicles)>	90-44
J/C <R.H. drive vehicles>	90-9	INVECS-II 4A/T <4G64 (R.H. drive vehicles)>	90-47
CENTRALIZED JUNCTION	90-11	INVECS-II 4A/T <4G69 (L.H. drive vehicles)>	90-50
POWER DISTRIBUTION SYSTEM ..	90-17	INVECS-II 4A/T <4G69 (R.H. drive vehicles)>	90-53
POWER DISTRIBUTION SYSTEM <L.H. drive vehicles>	90-17	HEADLAMP	90-56
POWER DISTRIBUTION SYSTEM <R.H. drive vehicles>	90-19	HEADLAMP <L.H. drive vehicles>	90-56
STARTING SYSTEM	90-21	HEADLAMP <R.H. drive vehicles>	90-57
IGNITION SYSTEM	90-22	TAIL LAMP, POSITION LAMP, LICENCE PLATE LAMP AND LIGHTING MONITOR BUZZER	90-59
IGNITION SYSTEM <4G64>	90-22	TAIL LAMP, POSITION LAMP, LICENCE PLATE LAMP AND LIGHTING MONITOR BUZZER <L.H. drive vehicles>	90-59
IGNITION SYSTEM <4G69>	90-23	TAIL LAMP, POSITION LAMP, LICENCE PLATE LAMP AND LIGHTING MONITOR BUZZER <R.H. drive vehicles>	90-61
CHARGING SYSTEM	90-24	FRONT FOG LAMP	90-63
CHARGING SYSTEM <4G64>	90-24	FRONT FOG LAMP <L.H. drive vehicles> ..	90-63
CHARGING SYSTEM <4G69>	90-25	FRONT FOG LAMP <R.H. drive vehicles> ..	90-65
ENGINE CONTROL SYSTEM	90-26	REAR FOG LAMP	90-67
ENGINE CONTROL SYSTEM <4G64 (L.H. drive vehicles)>	90-26	REAR FOG LAMP <Vehicles for Argentina>	90-67
ENGINE CONTROL SYSTEM <4G64 (R.H. drive vehicles)>	90-29		
ENGINE CONTROL SYSTEM <4G69 (L.H. drive vehicles)>	90-32		
ENGINE CONTROL SYSTEM <4G69 (R.H. drive vehicles (Except for Australia))>	90-36		
ENGINE CONTROL SYSTEM <4G69 (R.H. drive vehicles for Australia)>	90-39		

Continued on next page

FRONT ROOM LAMP, REAR ROOM LAMP AND IGNITION KEY CYLINDER ILLUMINATION LAMP.....

90-69

FRONT ROOM LAMP, REAR ROOM LAMP AND IGNITION KEY CYLINDER ILLUMINATION LAMP <L.H.drive vehicles without keyless entry system> ...

90-69

FRONT ROOM LAMP, REAR ROOM LAMP AND IGNITION KEY CYLINDER ILLUMINATION LAMP <R.H.drive vehicles without keyless entry system> ...

90-71

FRONT ROOM LAMP, REAR ROOM LAMP AND IGNITION KEY CYLINDER ILLUMINATION LAMP <L.H.drive vehicles with keyless entry system>

90-73

FRONT ROOM LAMP, REAR ROOM LAMP AND IGNITION KEY CYLINDER ILLUMINATION LAMP <R.H. drive vehicles with keyless entry system>

90-76

GLOVE BOX LAMP.....

90-79

GLOVE BOX LAMP <L.H. drive vehicles> .

90-79

GLOVE BOX LAMP <R.H. drive vehicles> .

90-80

HEADLAMP LEVELLING SYSTEM .

90-81

HEADLAMP LEVELLING SYSTEM <Vehicles for Argentina and GCC>.....

90-81

TURN-SIGNAL LAMP AND HAZARD WARNING LAMP.....

90-82

TURN-SIGNAL LAMP AND HAZARD WARNING LAMP <L.H.drive vehicles> ...

90-82

TURN-SIGNAL LAMP AND HAZARD WARNING LAMP <R.H. drive vehicles>...

90-84

BACK-UP LAMP

90-86

BACK-UP LAMP <L.H. drive vehicles>.....

90-86

BACK-UP LAMP <R.H. drive vehicles> ...

90-87

STOP LAMP.....

90-88

STOP LAMP <L.H. drive vehicles>.....

90-88

STOP LAMP <R.H. drive vehicles>

90-89

HORN.....

90-90

METER AND GAUGE

90-91

METER AND GAUGE <L.H. drive vehicles>.....

90-91

METER AND GAUGE <R.H. drive vehicles>

90-93

WARNING LAMP

90-95

WARNING LAMP <L.H.drive vehicles>

90-95

WARNING LAMP <R.H. drive vehicles> ...

90-97

SEAT BELT WARNING LAMP <Vehicles for Australia>.....

90-98

POWER WINDOWS

90-99

POWER WINDOWS <L.H. drive vehicles for Argentina>

90-99

POWER WINDOWS <L.H. drive vehicles (Except for Argentina)>

90-102

POWER WINDOWS <R.H. drive vehicles>.

90-104

CENTRAL DOOR LOCKING SYSTEM

90-106

CENTRAL DOOR LOCKING SYSTEM <L.H. drive vehicles without keyless entry system>

90-106

CENTRAL DOOR LOCKING SYSTEM <R.H. drive vehicles without keyless entry system>

90-108

CENTRAL DOOR LOCKING SYSTEM <L.H. drive vehicles with keyless entry system>

90-110

CENTRAL DOOR LOCKING SYSTEM <R.H. drive vehicles with keyless entry system>

90-113

MANUAL AIR CONDITIONER

90-116

MANUAL AIR CONDITIONER <L.H. drive vehicles>

90-116

MANUAL AIR CONDITIONER <R.H. drive vehicles>

90-118

AUTOMATIC AIR CONDITIONER ...

90-120

AUTOMATIC AIR CONDITIONER <L.H. drive vehicles>

90-120

AUTOMATIC AIR CONDITIONER <R.H. drive vehicles>

90-122

WINDSHIELD WIPER AND WASHER.....

90-125

WINDSHIELD WIPER AND WASHER <L.H. drive vehicles>

90-125

WINDSHIELD WIPER AND WASHER <R.H. drive vehicles>

90-127

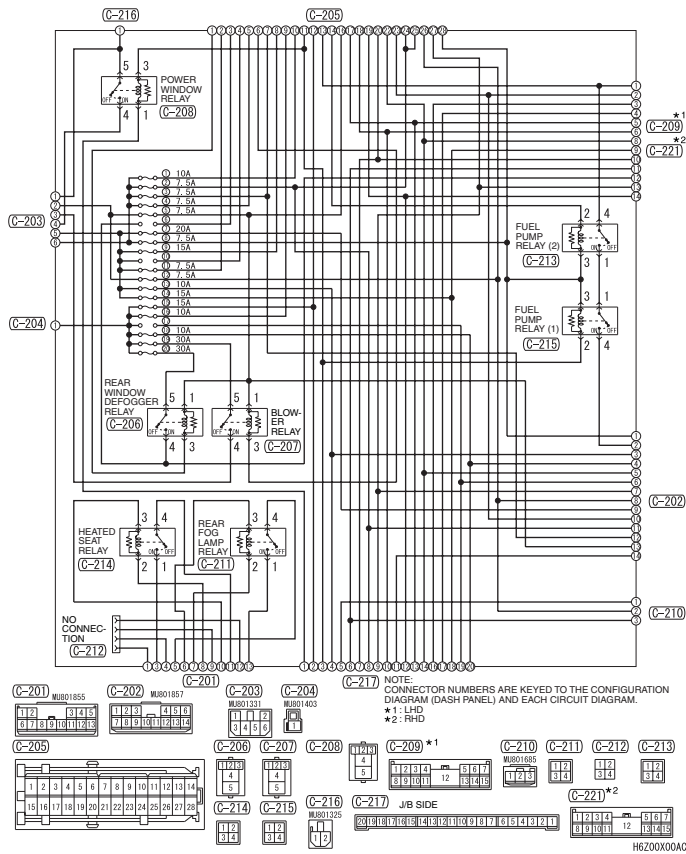
Continued on next page

REAR WIPER AND WASHER.....	90-129	ANTI-SKID BRAKING SYSTEM (ABS).....	90-150
REAR WIPER AND WASHER		ANTI-SKID BRAKING SYSTEM (ABS)	
<L.H. drive vehicles>.....	90-129	<L.H. drive vehicles>.....	90-150
REAR WIPER AND WASHER		ANTI-SKID BRAKING SYSTEM (ABS)	
<R.H. drive vehicles>.....	90-131	<R.H. drive vehicles>.....	90-152
HEADLAMP WASHER.....	90-133	AUTO-CRUISE CONTROL SYSTEM.....	90-154
HEADLAMP WASHER		AUTO-CRUISE CONTROL SYSTEM	
<L.H. drive vehicles>.....	90-133	<4G64 (L.H. drive vehicles)>.....	90-154
HEADLAMP WASHER		AUTO-CRUISE CONTROL SYSTEM	
<R.H. drive vehicles>.....	90-135	<4G64 (R.H. drive vehicles)>.....	90-156
REMOTE CONTROLLED MIRROR..	90-137	AUTO-CRUISE CONTROL SYSTEM	
REMOTE CONTROLLED MIRROR		<4G69 (L.H. drive vehicles)>.....	90-158
<L.H. drive vehicles>.....	90-137	AUTO-CRUISE CONTROL SYSTEM	
REMOTE CONTROLLED MIRROR		<4G69 (R.H. drive vehicles)>.....	90-160
<R.H. drive vehicles>.....	90-138	SUPPLEMENTAL RESTRAINT SYSTEM (SRS).....	90-162
REAR WINDOW DEFOGGER.....	90-139	SUPPLEMENTAL RESTRAINT	
REAR WINDOW DEFOGGER		SYSTEM (SRS) <L.H. drive vehicles>....	90-162
<L.H. drive vehicles>.....	90-139	SUPPLEMENTAL RESTRAINT	
REAR WINDOW DEFOGGER		SYSTEM (SRS) <R.H. drive vehicles>....	90-164
<R.H. drive vehicles>.....	90-140	SUNROOF.....	90-166
AUDIO SYSTEM.....	90-141	SUNROOF <L.H. drive vehicles>.....	90-166
AUDIO SYSTEM <L.H. drive vehicles for		SUNROOF <R.H. drive vehicles>.....	90-167
Argentina>.....	90-141	IMMOBILIZER SYSTEM.....	90-169
AUDIO SYSTEM <L.H. drive vehicles		IMMOBILIZER SYSTEM <Vehicles for	
(Except for Argentina)>.....	90-142	GCC and Argentina>.....	90-169
AUDIO SYSTEM <R.H. drive vehicles>...	90-143	IMMOBILIZER SYSTEM <Vehicles for	
ACCESSORY SOCKET.....	90-144	Australia, New Zeal and South Africa>....	90-170
ACCESSORY SOCKET		IGNITION KEY REMINDER	
<L.H. drive vehicles>.....	90-144	BUZZER.....	90-171
ACCESSORY SOCKET		IGNITION KEY REMINDER BUZZER	
<R.H. drive vehicles>.....	90-145	<L.H. drive vehicles>.....	90-171
CIGARETTE LIGHTER.....	90-146	IGNITION KEY REMINDER BUZZER	
CIGARETTE LIGHTER		<R.H. drive vehicles>.....	90-172
<L.H. drive vehicles>.....	90-146	Continued on next page	
CIGARETTE LIGHTER			
<R.H. drive vehicles>.....	90-147		
CLOCK.....	90-148		
CLOCK <L.H. drive vehicles>.....	90-148		
CLOCK <R.H. drive vehicles>.....	90-149		

SPEED ALARM BUZZER		
<Vehicles for GCC>	90-173	
RHEOSTAT	90-174	
RHEOSTAT <L.H. drive vehicles>	90-174	
RHEOSTAT <R.H. drive vehicles>	90-175	
HEATED SEAT		
<Vehicles for Argentina>	90-176	
SPARE CONNECTOR (FOR FRONT FOG LAMP)		90-177
SPARE CONNECTOR (FOR FRONT FOG LAMP) <L.H. drive vehicles>		90-177
SPARE CONNECTOR (FOR FRONT FOG LAMP) <R.H. drive vehicles>		90-179

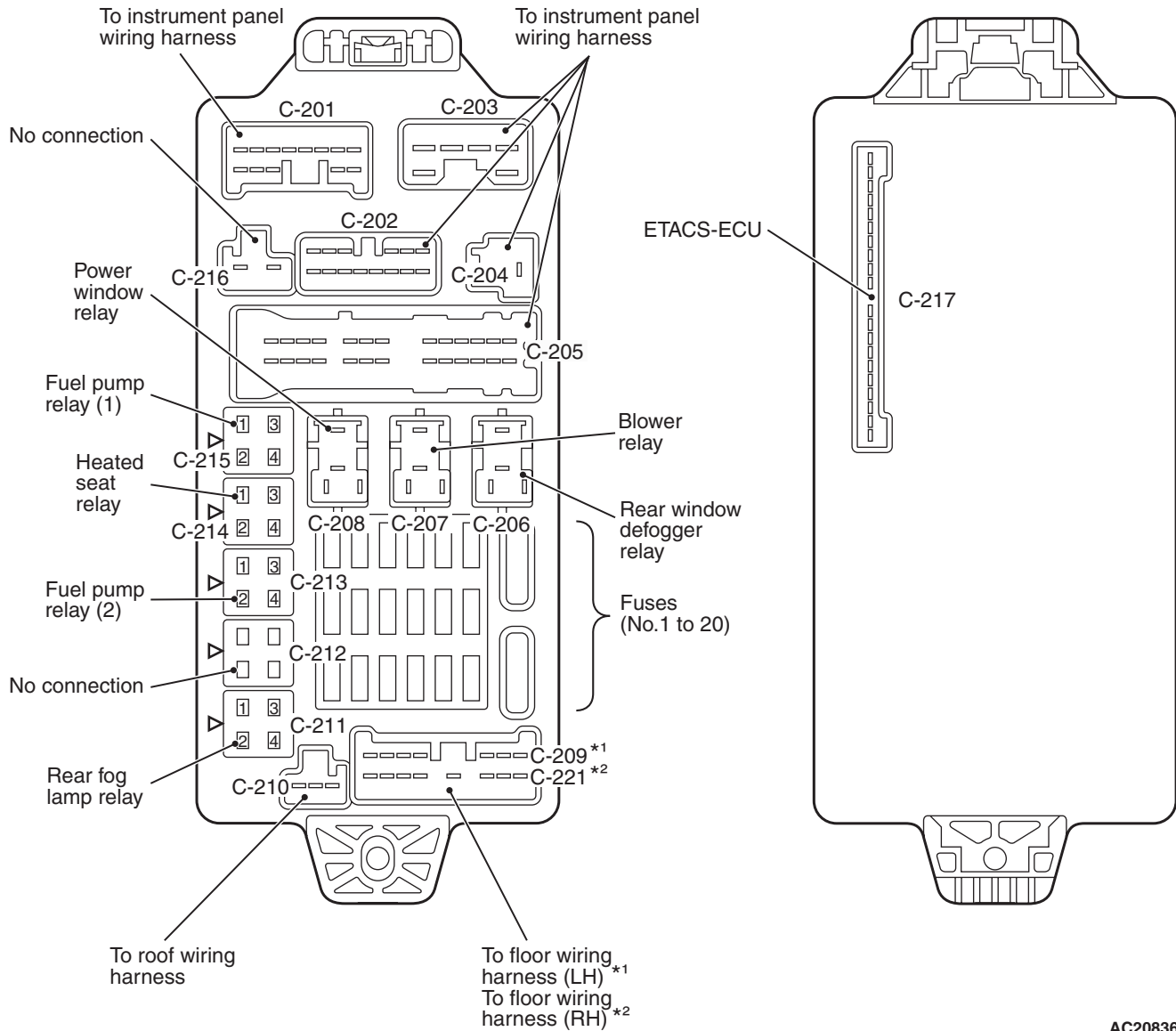
J/B

M1901000201511



Front side

Rear side



AC208362 AJ

NOTE:

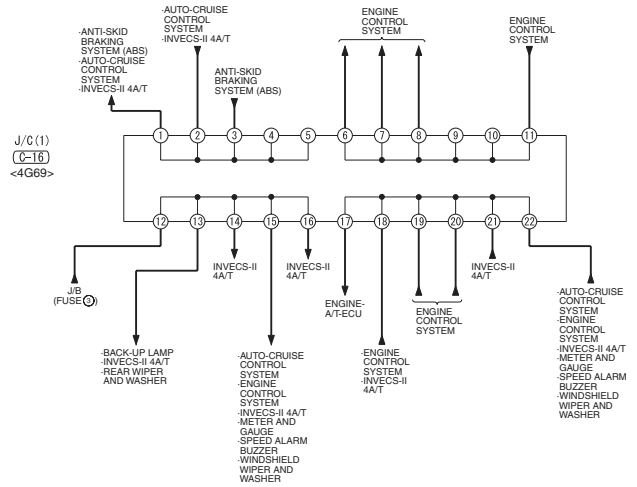
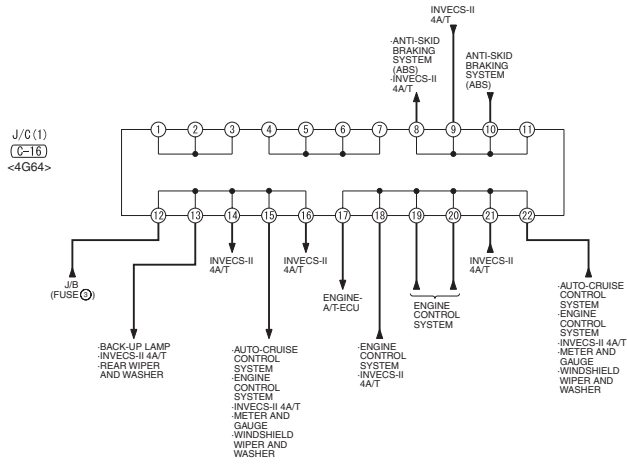
1. ^{*1}: LHD
2. ^{*2}: RHD
3. The triangle mark on the relay housing should face that on the J/B.

J/C

J/C <L.H. drive vehicles>

M1901014201815

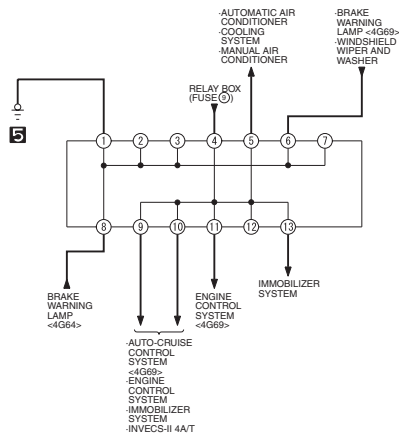
NOTE: IN THE ACTUAL VEHICLE, SOME OF THE JOINT CONNECTOR TERMINALS IN THE SAME BUS ARE USED, SO IN SOME CASES, THE TERMINAL ARRANGEMENT INDICATED ON THE CIRCUIT DIAGRAMS DO NOT COINCIDE WITH THE ONES IN THE ACTUAL VEHICLE.



(C-16)

1	2	3	4	5	6	7	8	9	10	11	12	13	14	15	16	17	18	19	20	21	22
1	2	3	4	5	6	7	8	9	10	11	12	13	14	15	16	17	18	19	20	21	22

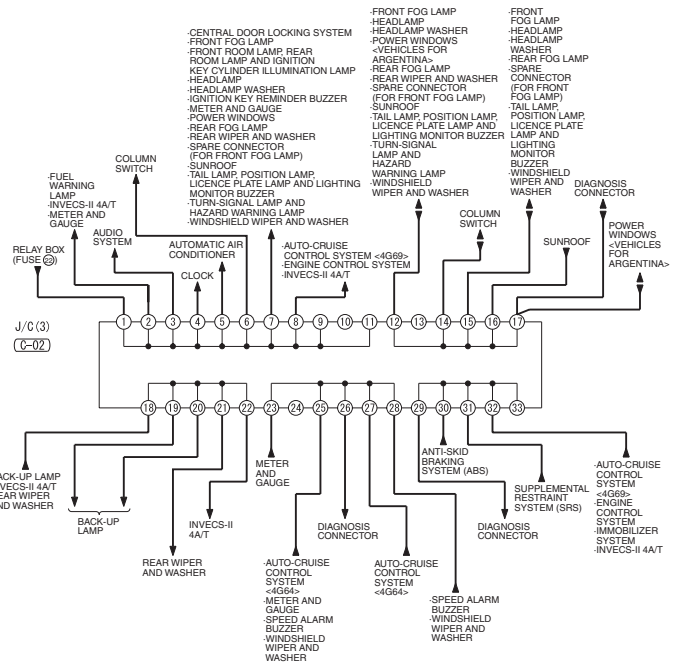
J/C <L.H. drive vehicles> (CONTINUED)

J/C (2)
(C-17)

C-02

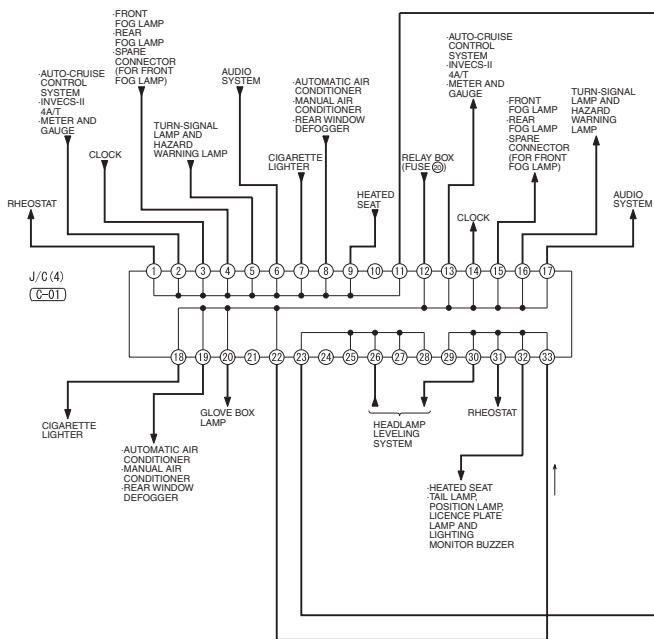


C-17



H6200X10C

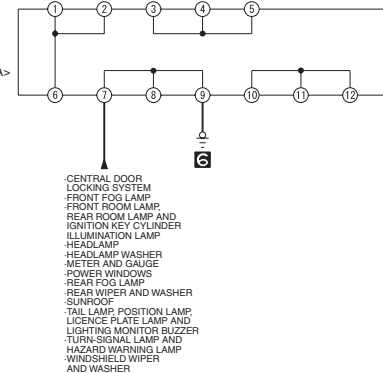
J/C <L.H. drive vehicles> (CONTINUED)



C-01



C-40

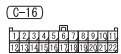
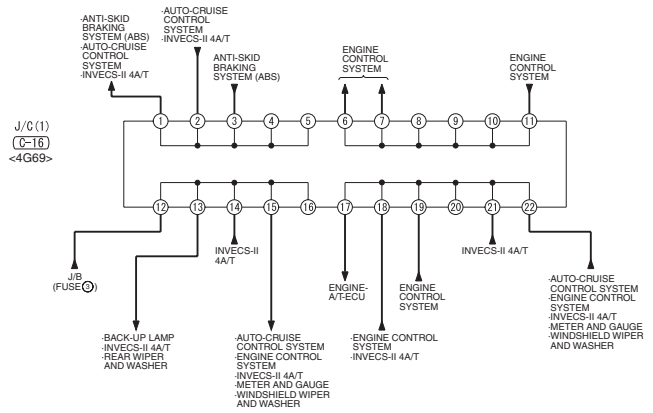
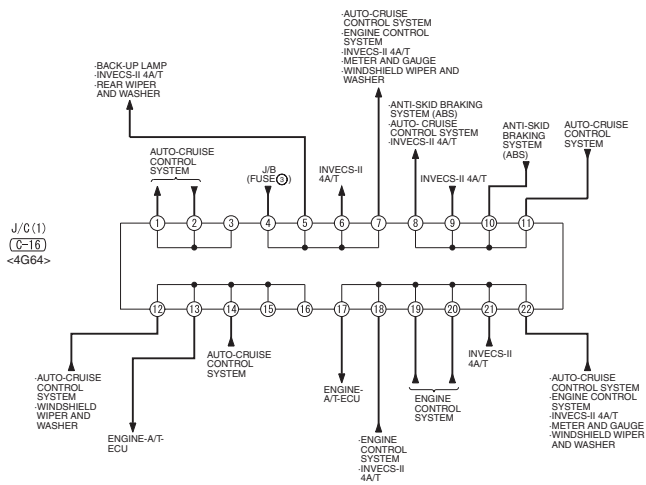
J/C (5)
(C-40)
<VEHICLES FOR ARGENTINA>

H6200X10C

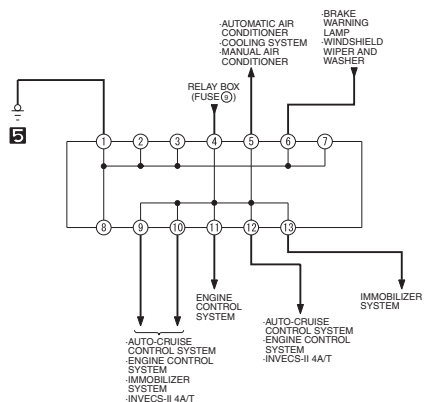
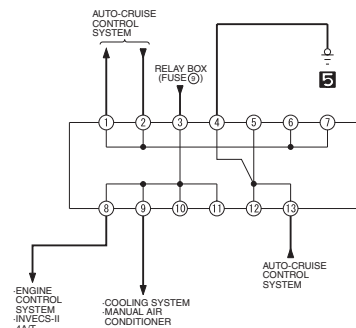
J/C <R.H. drive vehicles>

M1901014201826

NOTE: IN THE ACTUAL VEHICLE, SOME OF THE JOINT CONNECTOR TERMINALS IN THE SAME BUS ARE USED, SO IN SOME CASES, THE TERMINAL ARRANGEMENT INDICATED ON THE CIRCUIT DIAGRAMS DO NOT COINCIDE WITH THE ONES IN THE ACTUAL VEHICLE.

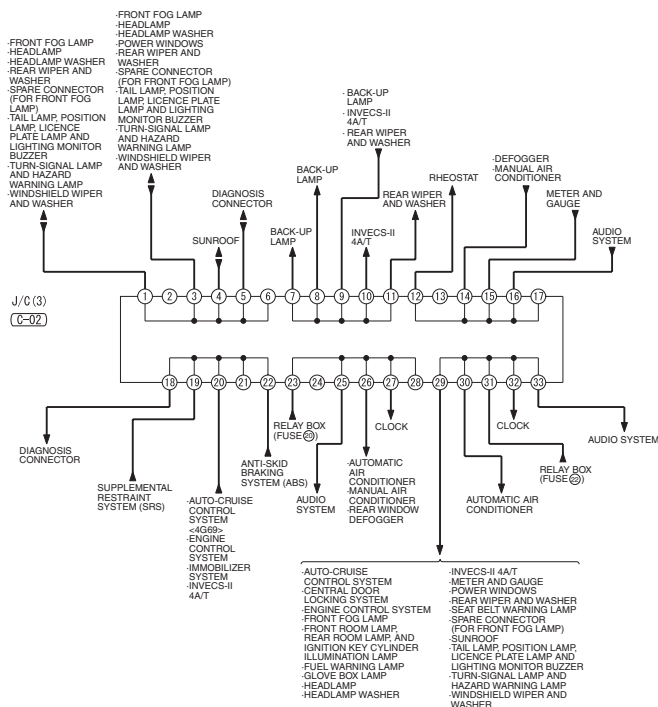


J/C <R.H. drive vehicles> (CONTINUED)

J/C (2)
(C-17)
<4G69>J/C (2)
(C-17)
<4G64>

H6Z00X02BC

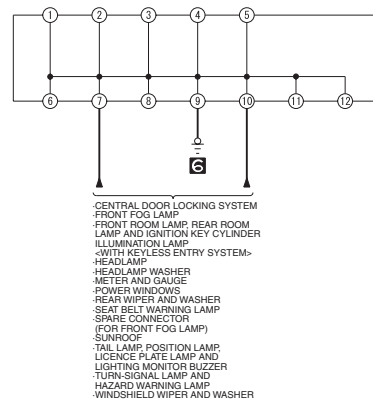
J/C <R.H. drive vehicles> (CONTINUED)



(C-02)



(C-40)

J/C (5)
(C-40)
<VEHICLES FOR AUSTRALIA
AND NEW ZEALAND (4G69)>

H6Z00X02CC

CENTRALIZED JUNCTION

M1901000301444

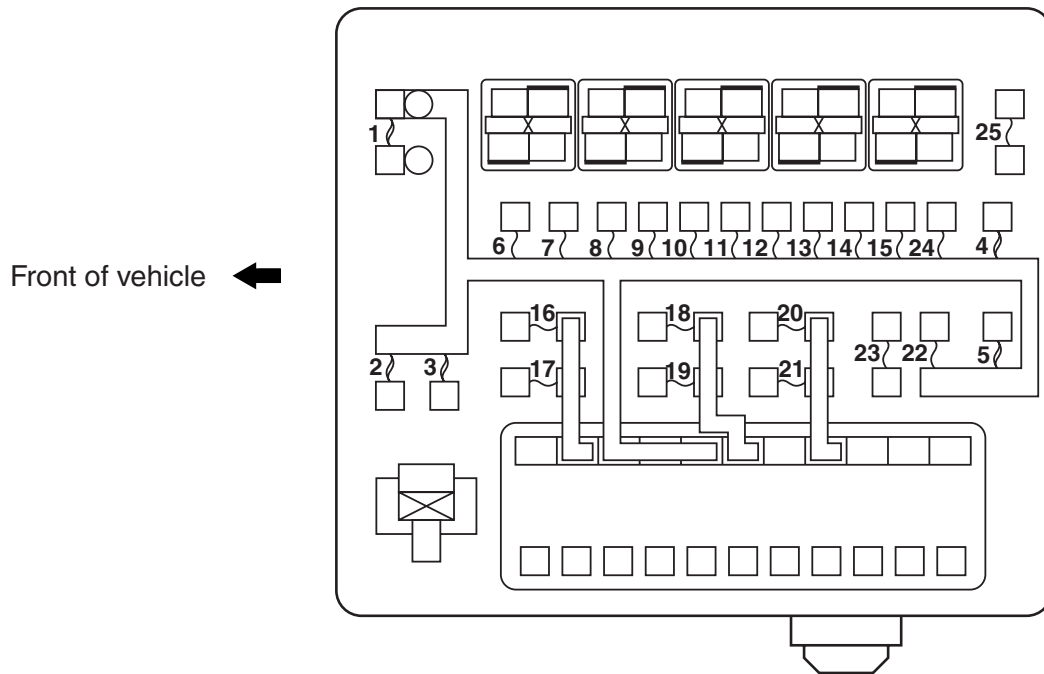
FUSIBLE LINK AND FUSE

ENGINE COMPARTMENT

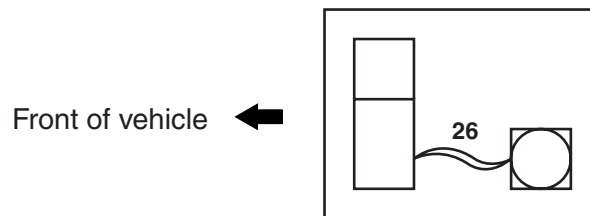
No.	Power supply circuit	Name	Rated capacity (A)	Housing colour	Load circuit
1	Battery/Alternator (Fusible link No.26)	Fusible link	60	Yellow	Fuse Nos.15, 16, 18,19 and 20 (in junction block) circuit
2			50	Red	Fan controller
3			60	Yellow	ABS-ECU
4			40	Green	Ignition switch circuit
5			30	Pink	Fuse No.21 (in junction block) circuit, front-ECU, headlamp washer motor, power window main switch and power window sub switch
6		Fuse	15	Blue	Front fog lamp, front fog lamp relay and front fog lamp indicator lamp
7			20	Yellow	Heated seat assembly and heated seat switch
8			10	Red	Horn relay and horn
9			20	Yellow	Air flow sensor, camshaft position sensor, crank angle sensor, EGR control solenoid valve, engine-A/T-ECU, engine control relay, fan control relay, idle speed control servo, immobilizer-ECU, injector, oil control valve, oxygen sensor, purge control solenoid valve and throttle valve control servo relay
10			10	Red	A/C-ECU and A/C compressor assembly
11			15	Blue	ABS-ECU, auto-cruise control-ECU, engine-A/T-ECU, high-mounted stop lamp and rear combination lamp
12			15 <L.H. drive vehicles>	Blue	—
13			7.5	Brown	Alternator
14			10	Red	ETACS-ECU, front turn-signal lamp, hazard indicator lamp, headlamp assembly, rear combination lamp, side turn-signal lamp and turn-signal indicator lamp
15			20	Yellow	A/T control solenoid valve assembly and engine-A/T-ECU

No.	Power supply circuit	Name	Rated capacity (A)	Housing colour	Load circuit
16	Front-ECU (Headlamp relay: Hi)	Fuse	10	Red	Headlamp (RH)
17			10	Red	Headlamp (LH) and high beam indicator lamp
18	Front-ECU (Headlamp relay: Lo)		10	Red	Headlamp (RH)
19			10	Red	Headlamp (LH), headlamp assembly and headlamp leveling switch
20	Front-ECU (Tail lamp relay)		7.5	Brown	A/C-ECU, ashtray illumination lamp, audio, cigarette lighter illumination lamp, clock, combination meter, fog lamp switch, glove box lamp, hazard warning lamp switch, heated seat switch, position lamp (RH), rear combination lamp (RH), remote controlled mirror switch and rheostat
21			7.5	Brown	Licence plate lamp, position lamp (LH) and rear combination lamp (LH)
22	Battery/Alternator (Fusible link No.26)		10	Red	A/C-ECU, audio, clock, column-switch, combination meter, engine-A/T-ECU, ETACS-ECU and front-ECU
23	Ignition switch (ACC)		10	Red	Accessory socket relay, audio and ETACS-ECU
24	Battery/Alternator (Fusible link No.26)		15	Blue	Fuel pump and gauge unit
25			15	Blue	Accessory socket
26	Alternator	Fusible link	120	—	Front-ECU, fusible link Nos. 1, 2, 3, 4 and 5 circuit and fuse Nos. 6, 7, 8, 9, 10, 11, 12, 13, 14, 15, 22, 24 and 25 (in relay box) circuit

(Relay box in engine compartment)



(Connected directly to battery positive terminal)

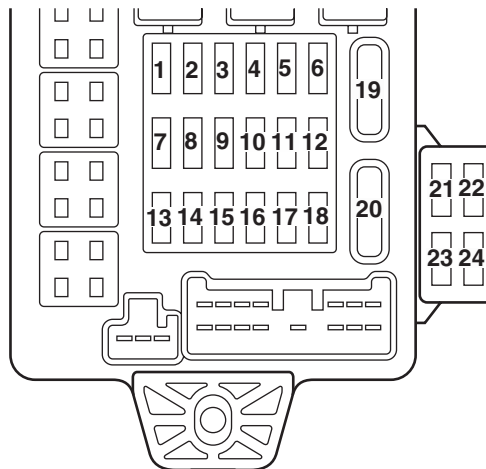


PASSENGER COMPARTMENT

No.	Power supply circuit	Name	Rated capacity (A)	Housing colour	Load circuit
1	Ignition switch (IG1)	Fuse	10	Red	Capacitor and ignition coil
2			7.5	Brown	A/T temperature warning lamp, ABS warning lamp, auto-cruise control system indicator lamp, brake warning lamp, check engine warning lamp, charging warning lamp, column switch, combination meter, ETACS-ECU, oil pressure warning lamp, seat belt warning lamp, SRS-ECU, speed alarm-ECU and supplemental restraint system warning lamp
3			7.5	Brown	A/T control relay, engine-A/T-ECU, ETACS-ECU, input shaft speed sensor, output shaft speed sensor and SRS-ECU
4			7.5	Brown	Auto-cruise control-ECU and auto-cruise control switch
5	Ignition switch (IG2)		7.5	Brown	A/C compressor relay, A/C-ECU, blower relay, front-ECU, heated seat relay, outside/inside air selection damper control motor and rear window defogger relay
6	Rear window defogger relay		—	—	—
7	Ignition switch (ACC)		20	Yellow	Front-ECU, windshield wiper motor and windshield washer motor
8	Ignition switch (IG1)		7.5	Brown	Engine-A/T-ECU, fuel pump relay (1) and fuel pump relay (2)
9	Ignition switch (ACC)		15	Blue	Cigarette lighter
10			—	—	—
11			7.5	Brown	Accessory socket relay and remote controlled mirror switch
12	Ignition switch (IG2)		7.5	Brown	ABS-ECU, G sensor and sunroof motor assembly
13	Ignition switch (ACC)		—	—	—
14			15	Blue	ETACS-ECU, rear wiper motor and rear washer motor
15	Fusible link No.1		15	Blue	Diagnosis connector and ETACS-ECU
16			10	Red	Rear fog lamp, rear fog lamp-ECU, rear fog lamp indicator lamp and rear fog lamp relay
17			—	—	—
18			—	—	—

No.	Power supply circuit	Name	Rated capacity (A)	Housing colour	Load circuit
19	Fusible link No.1	Fuse	30	Green	A/C-ECU, blower linear controller, blower motor and resistor
20			30	Green	Rear window defogger
21	Fusible link No.5		20	Yellow	Sunroof motor assembly
22	—		—	—	—
23			—	—	—
24			—	—	—

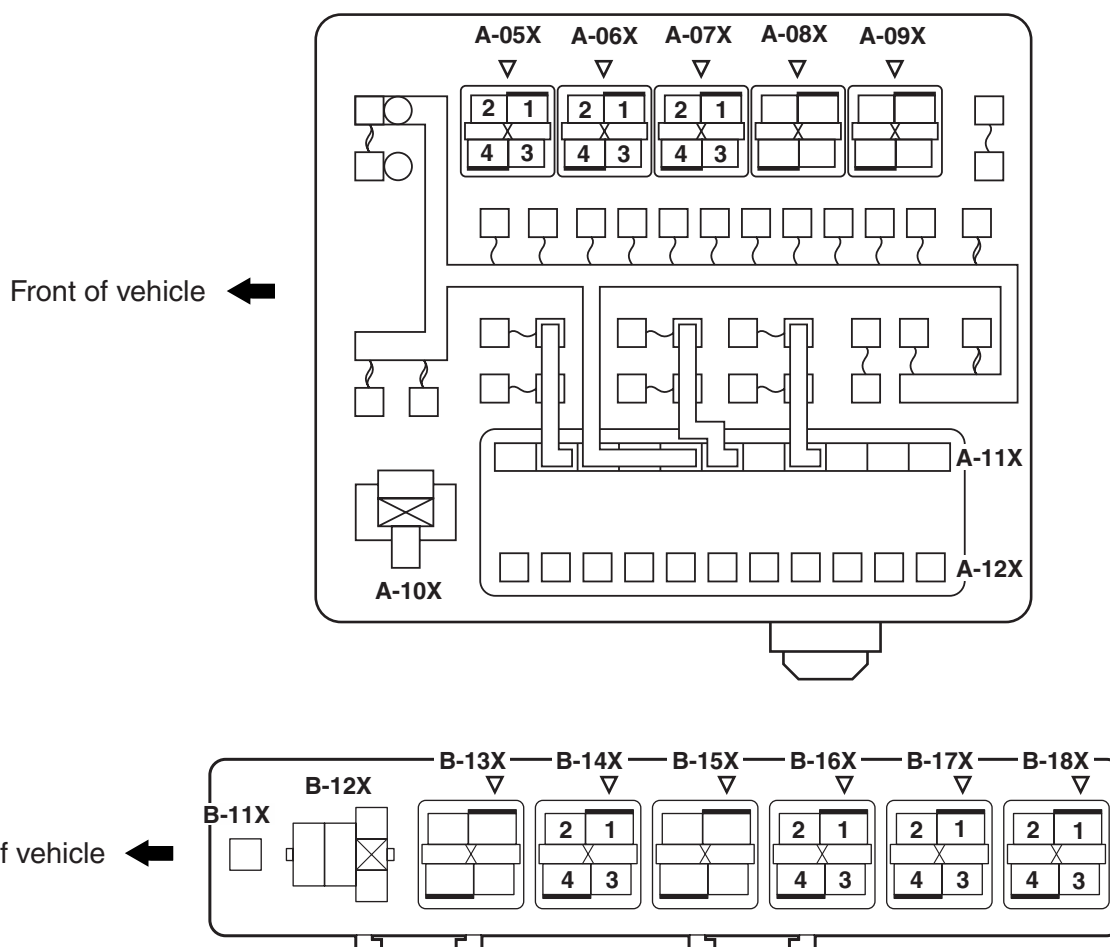
(In junction block)



CENTRALIZED RELAY

Connector No.	Name	Connector No.	Name
A-05X	Front fog lamp relay or spare connector (for front fog lamp)	B-11X	Engine speed detection connector
A-06X	Horn relay	B-12X	—
A-07X	Accessory socket relay	B-13X	—
A-08X	—	B-14X	Throttle valve control servo relay
A-09X	—	B-15X	—
A-10X	Fan control relay	B-16X	A/T control relay
A-11X	Front-ECU	B-17X	Engine control relay
A-12X	Front-ECU	B-18X	A/C compressor relay

(Relay box in engine compartment)



AC208369AG

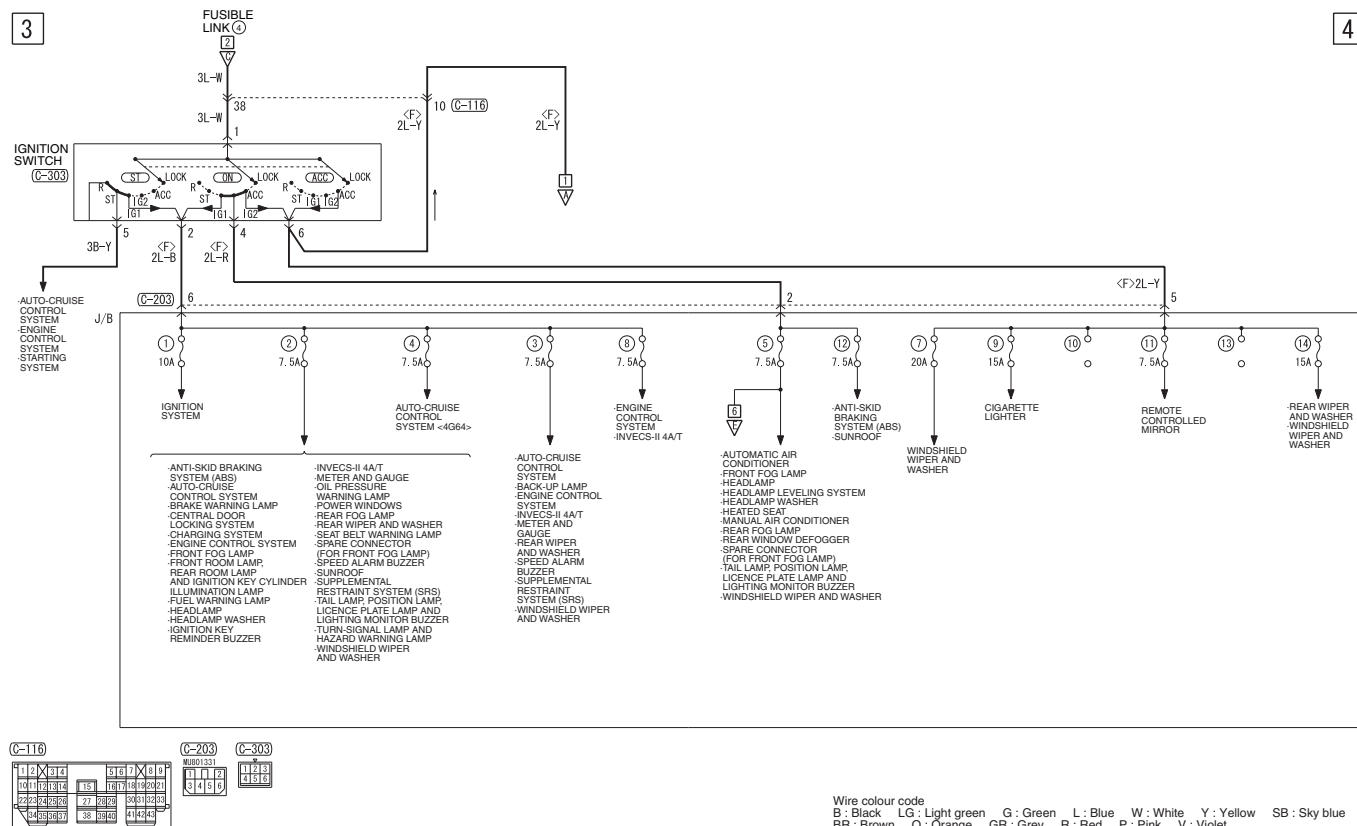
NOTE:

- The triangle mark on the relay housing should face that on the relay box.

M1901000401850



POWER DISTRIBUTION SYSTEM <L.H. drive vehicles> (CONTINUED)



M1901000401861



4



H6Z01X01BC

6

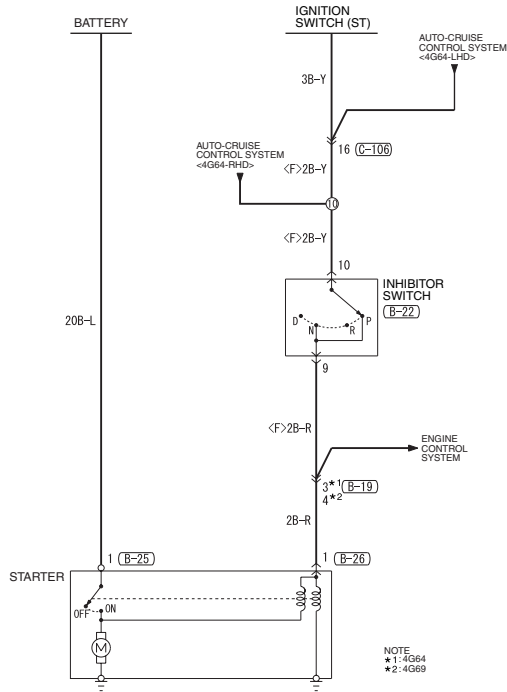


H6Z01X01CC

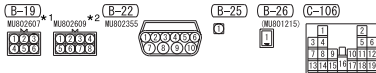
STARTING SYSTEM

M1901000502128

1



NOTE
*1: 4G64
*2: 4G69



Wire colour code
B : Black LG : Light green G : Green L : Blue W : White Y : Yellow SB : Sky blue
BR : Brown O : Orange GR : Grey R : Red P : Pink V : Violet

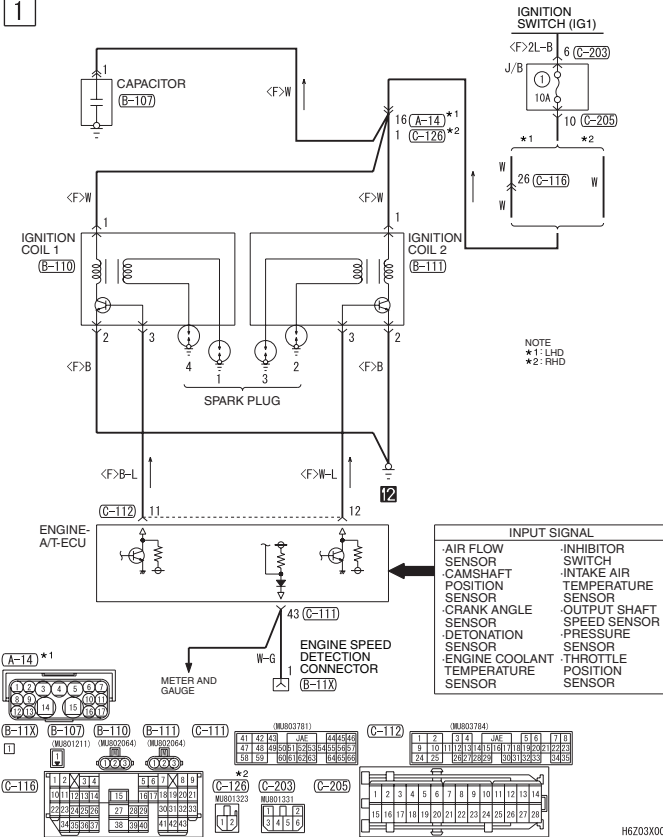
H6Z0ZX00AC

IGNITION SYSTEM

IGNITION SYSTEM <4G64>

M1901000602879

1



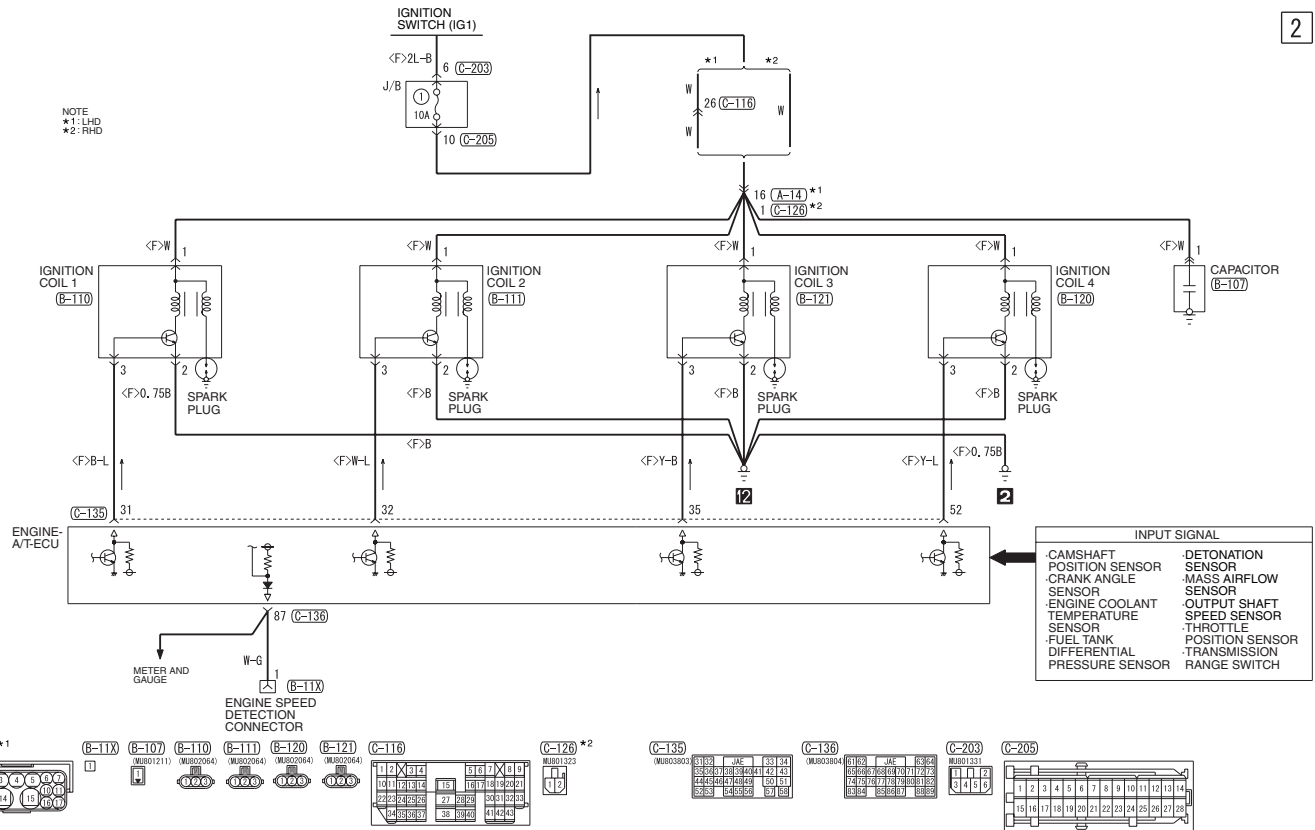
H6Z03X00AC

IGNITION SYSTEM <4G69>

M1901000602880

1

2

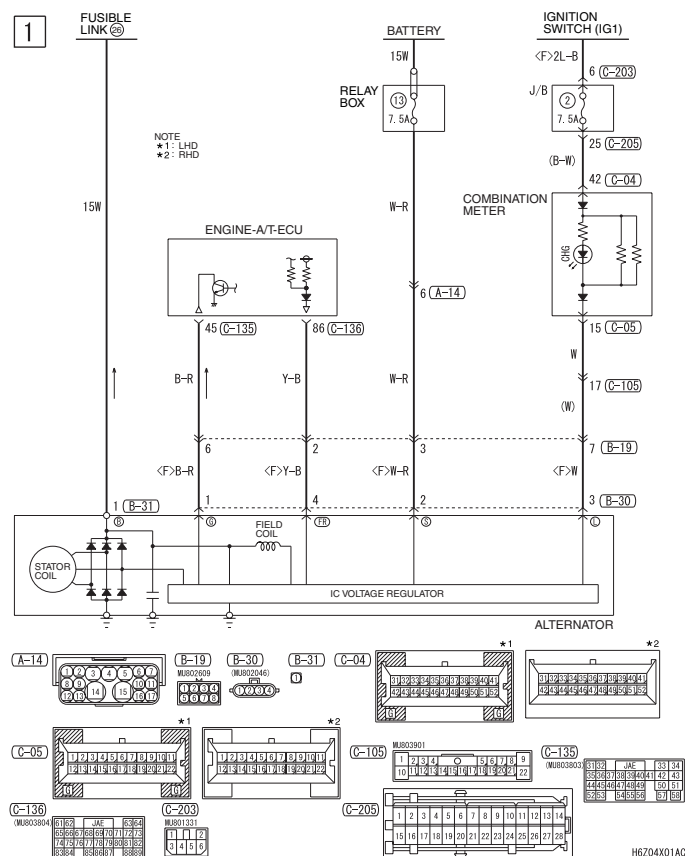


CHARGING SYSTEM <4G64>

[illegible]

H6704X00AC

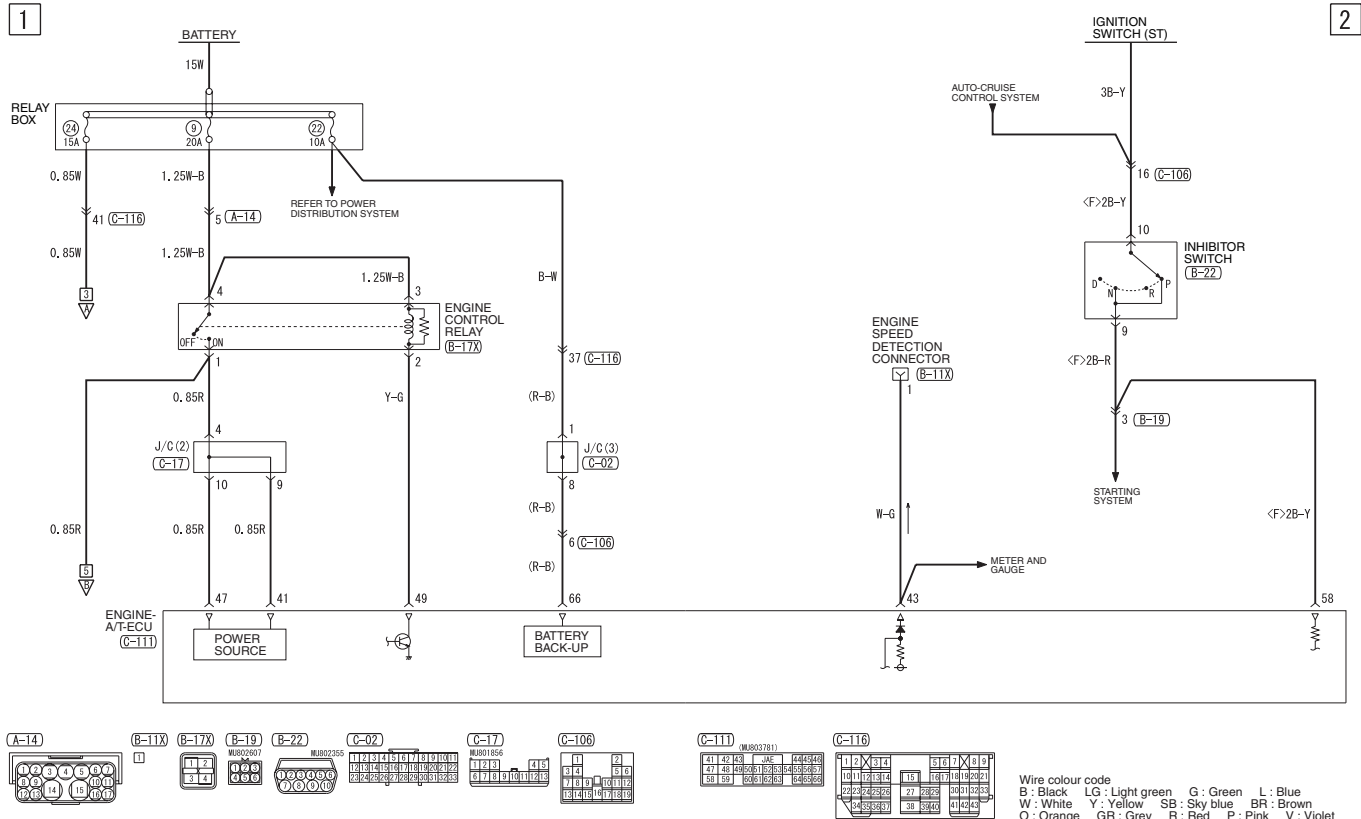
M1901000702069



ENGINE CONTROL SYSTEM

ENGINE CONTROL SYSTEM <4G64 (L.H.
drive vehicles)>

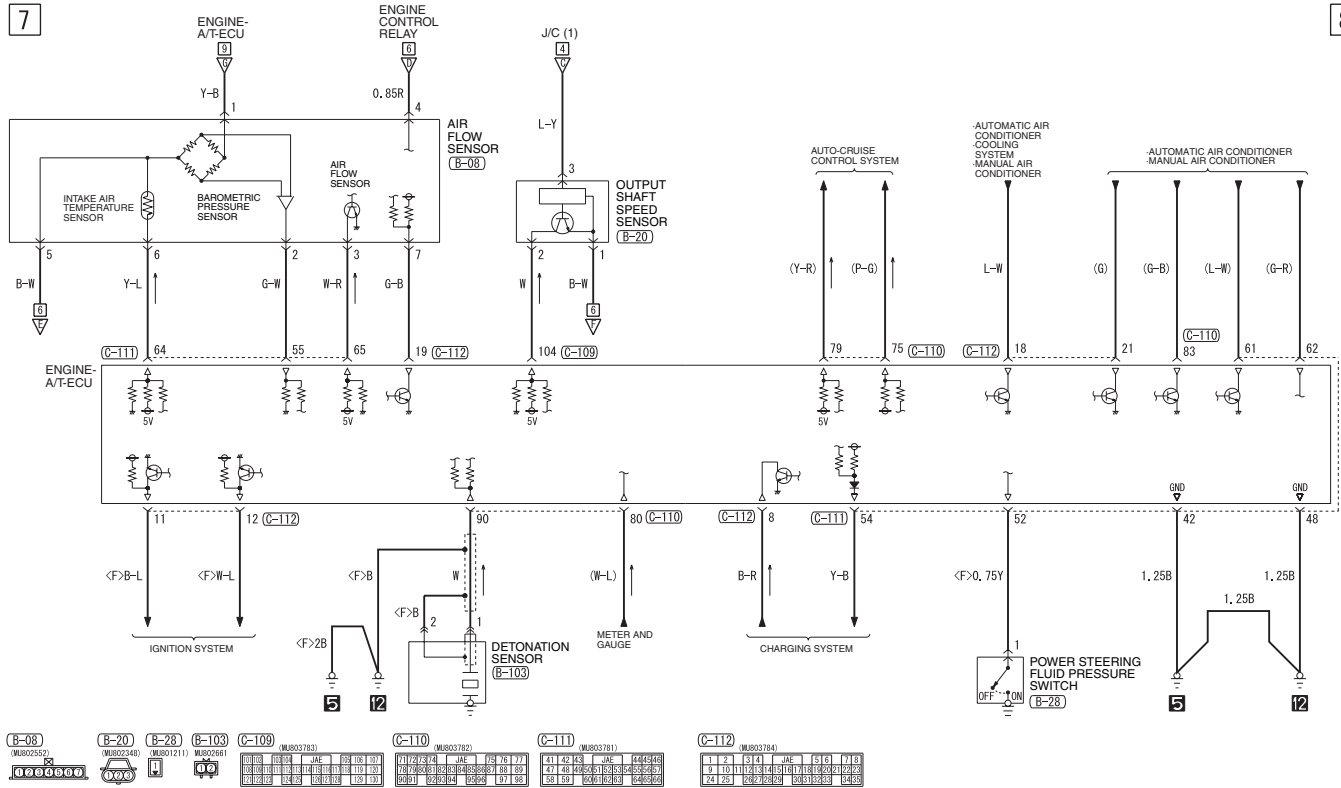
M1901000803951



ENGINE CONTROL SYSTEM <4G64 (L.H. drive vehicles)> (CONTINUED)

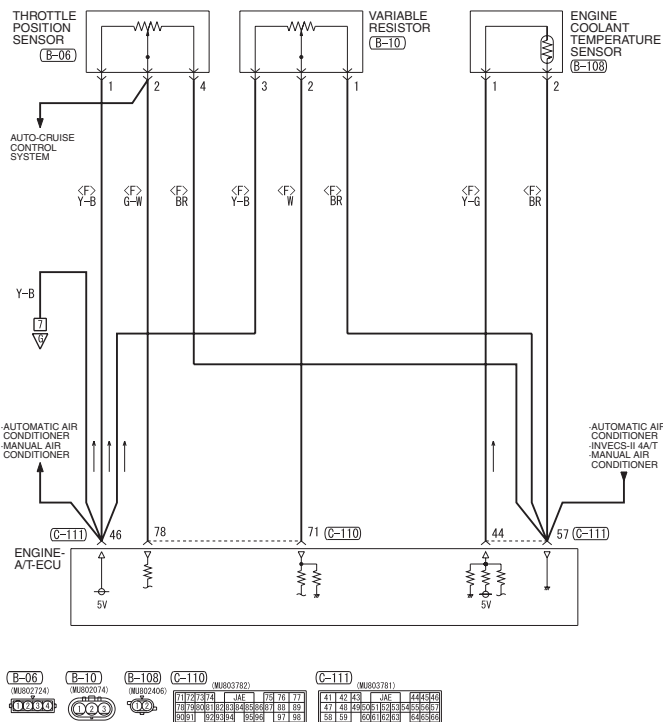
7

8



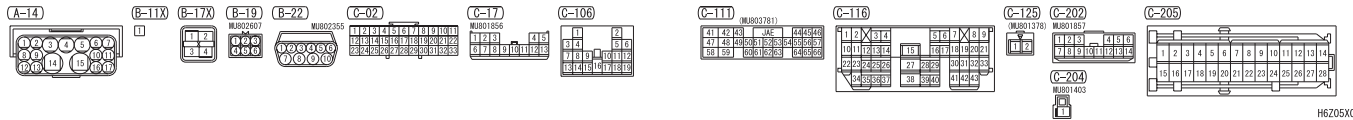
ENGINE CONTROL SYSTEM <4G64 (L.H. drive vehicles)> (CONTINUED)

9

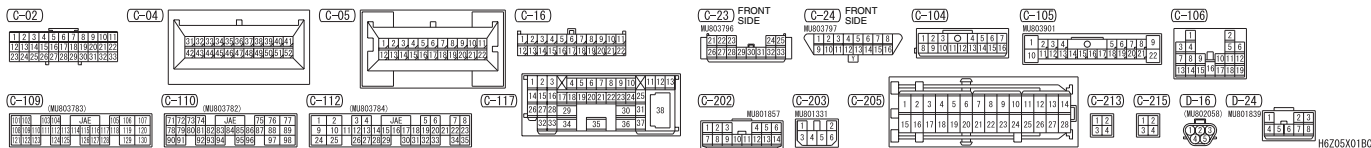
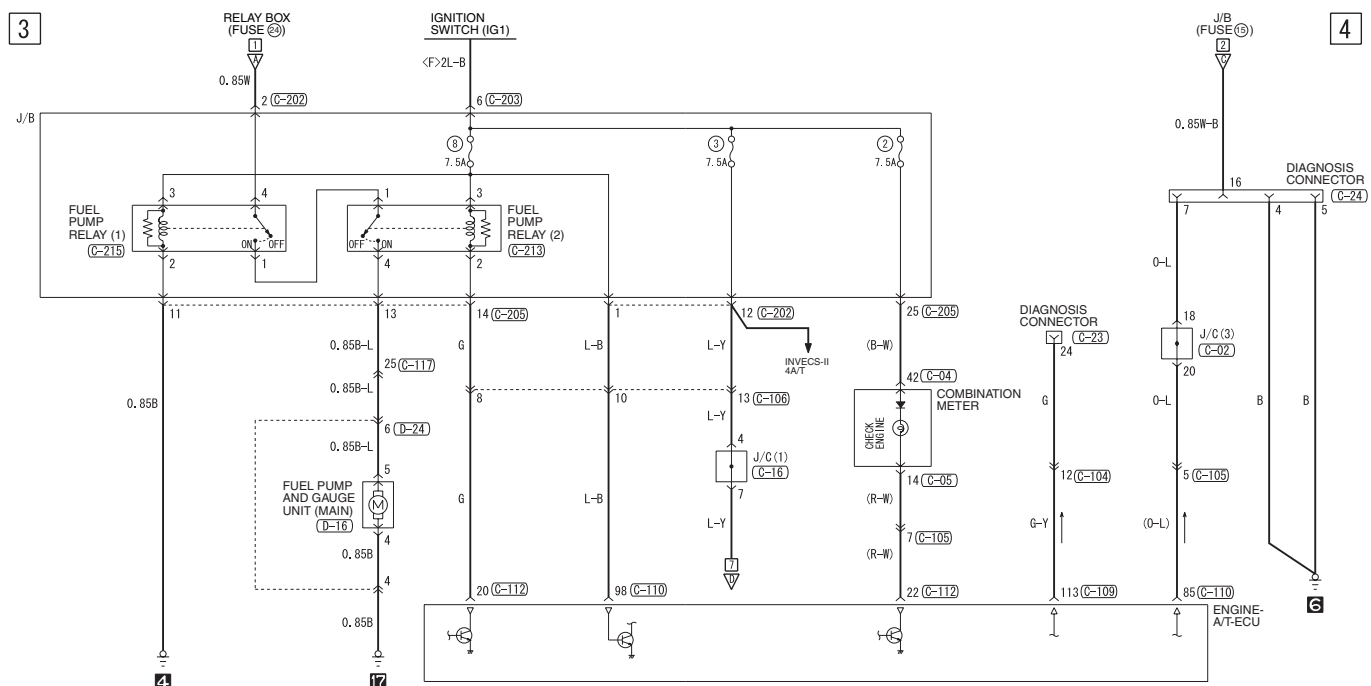


Wire colour code
 B : Black LG : Light green G : Green L : Blue W : White Y : Yellow SB : Sky blue
 BR : Brown O : Orange GR : Grey R : Red P : Pink V : Violet

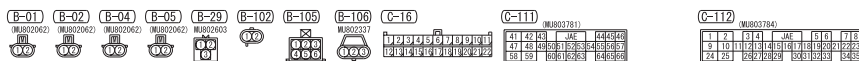
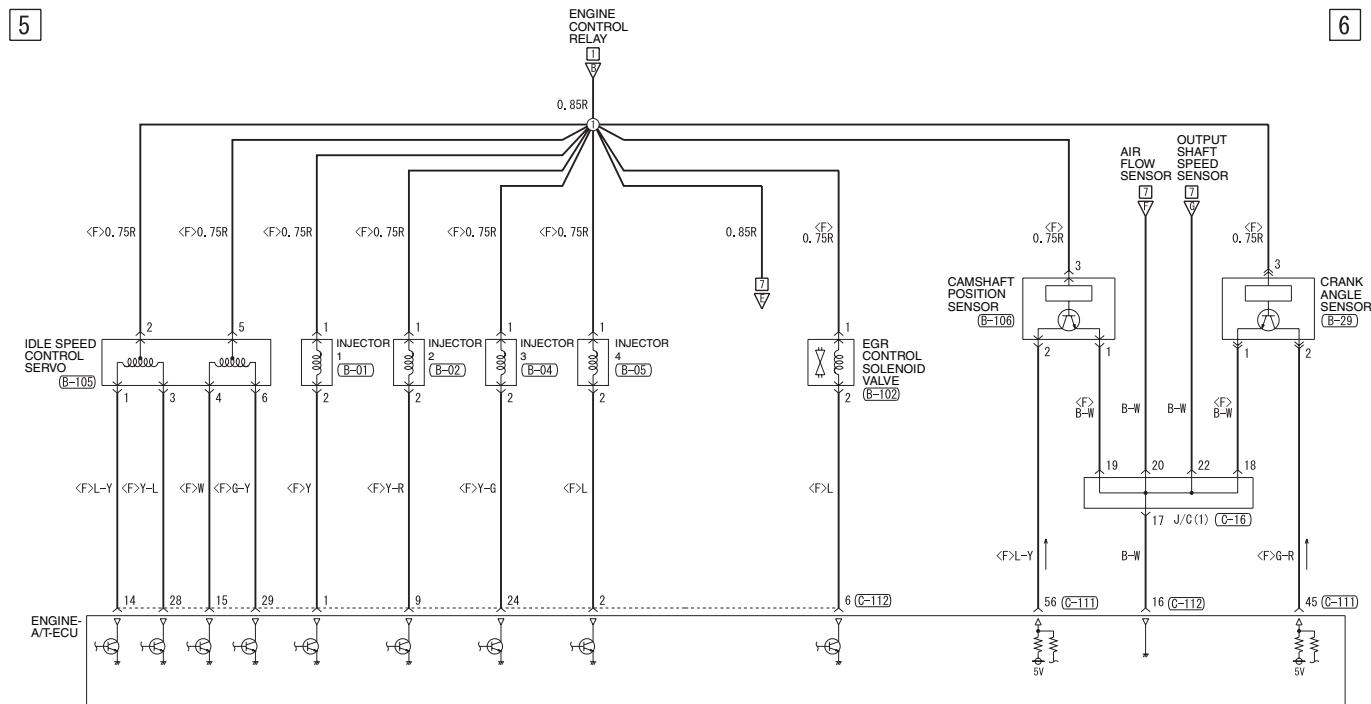
M1901000803962



ENGINE CONTROL SYSTEM <4G64 (R.H. drive vehicles)> (CONTINUED)

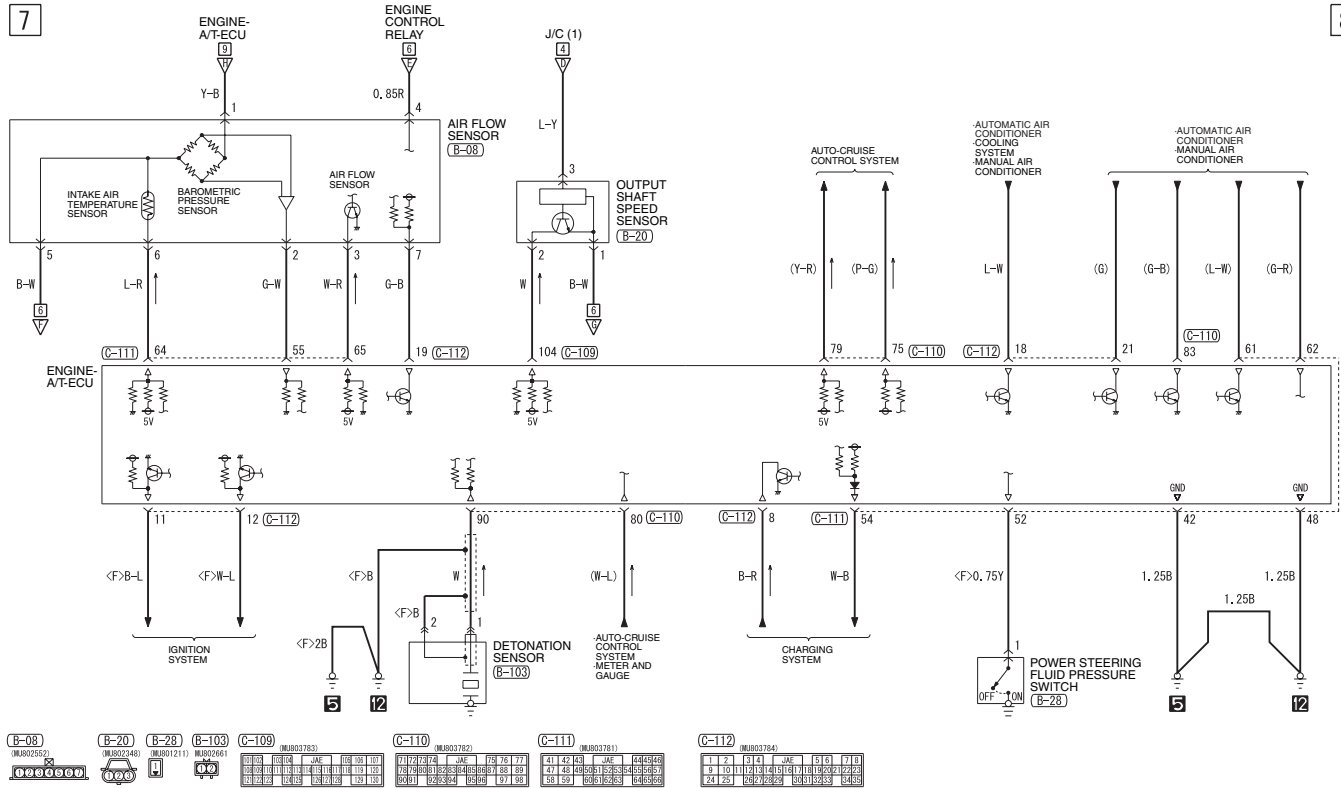


ENGINE CONTROL SYSTEM <4G64 (R.H. drive vehicles)> (CONTINUED)



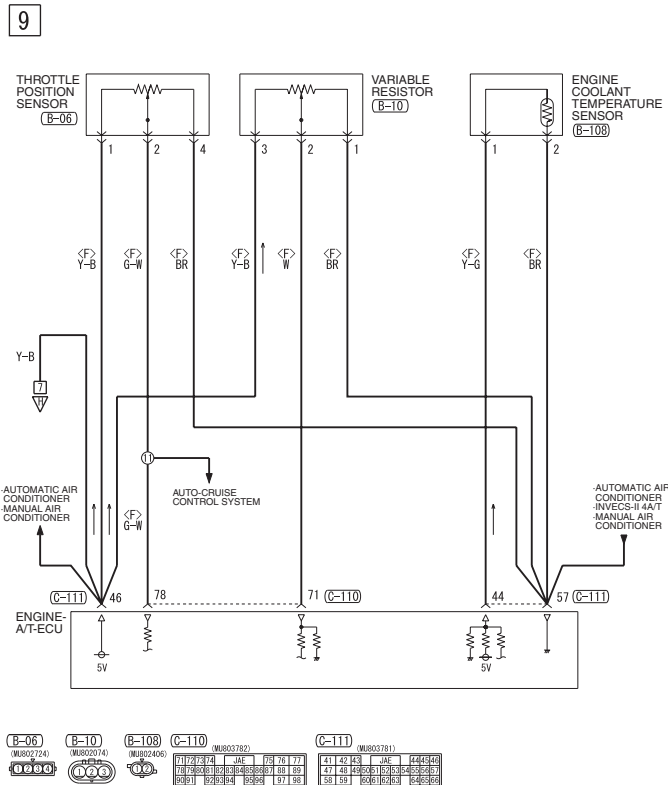
Wire colour code
 B : Black LG : Light green G : Green L : Blue W : White Y : Yellow SB : Sky blue
 BR : Brown O : Orange GR : Grey R : Red P : Pink V : Violet

ENGINE CONTROL SYSTEM <4G64 (R.H. drive vehicles)> (CONTINUED)



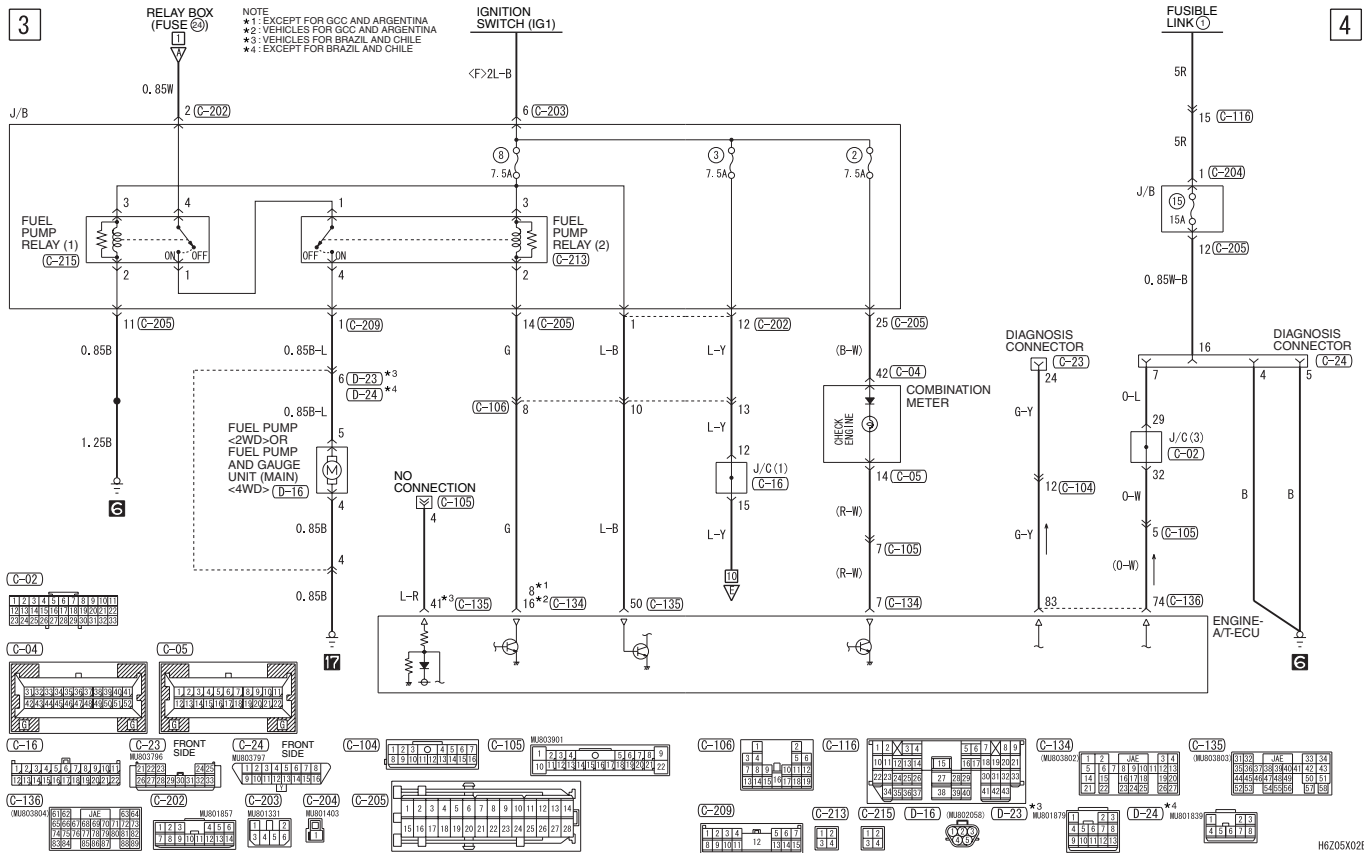
H6Z05X01DC

ENGINE CONTROL SYSTEM <4G64 (R.H. drive vehicles)> (CONTINUED)

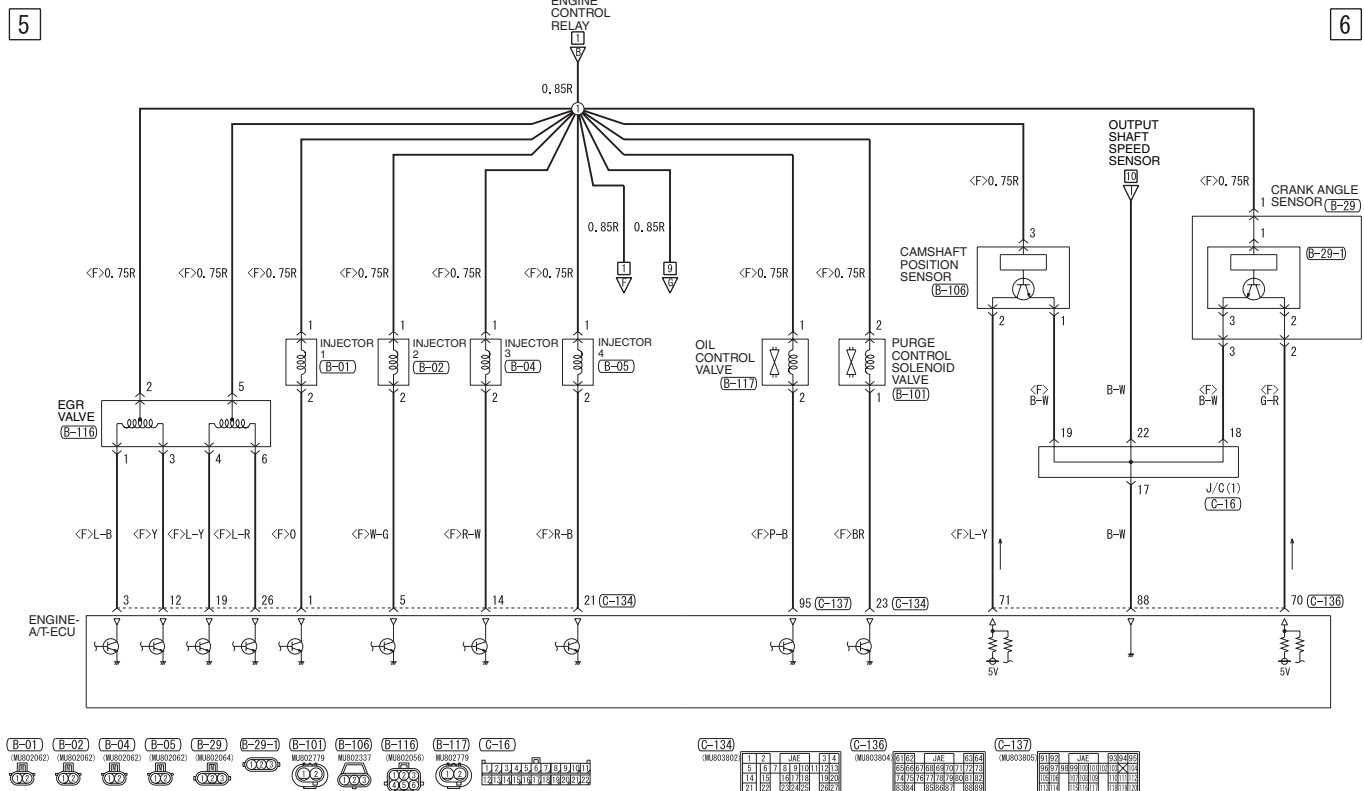


H6Z05X01EC

ENGINE CONTROL SYSTEM <4G69 (L.H. drive vehicles)> (CONTINUED)



ENGINE CONTROL SYSTEM <4G69 (L.H. drive vehicles)> (CONTINUED)

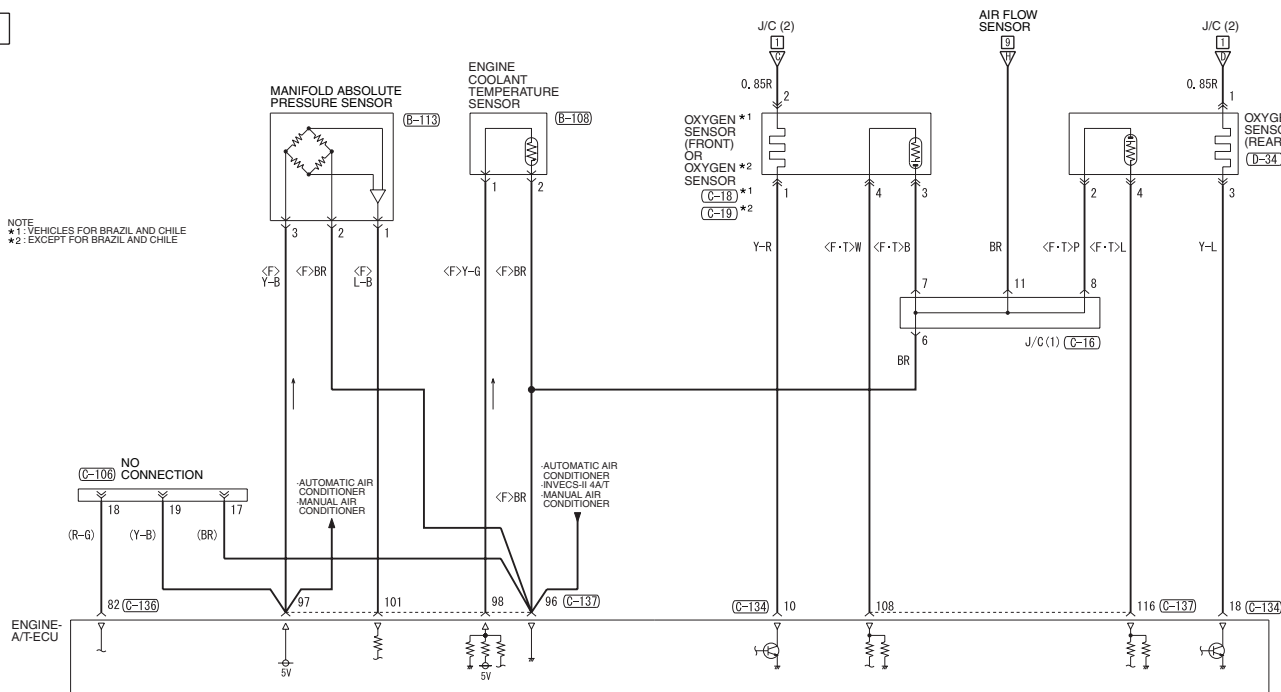


Wire colour code
 B : Black LG : Light green G : Green L : Blue W : White Y : Yellow SB : Sky blue
 BR : Brown O : Orange GR : Grey R : Red P : Pink V : Violet

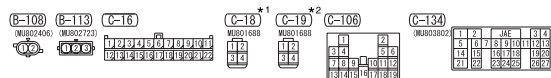
ENGINE CONTROL SYSTEM <4G69 (L.H. drive vehicles)> (CONTINUED)

7

NOTE
*1: VEHICLES FOR BRAZIL AND CHILE
*2: EXCEPT FOR BRAZIL AND CHILE



8

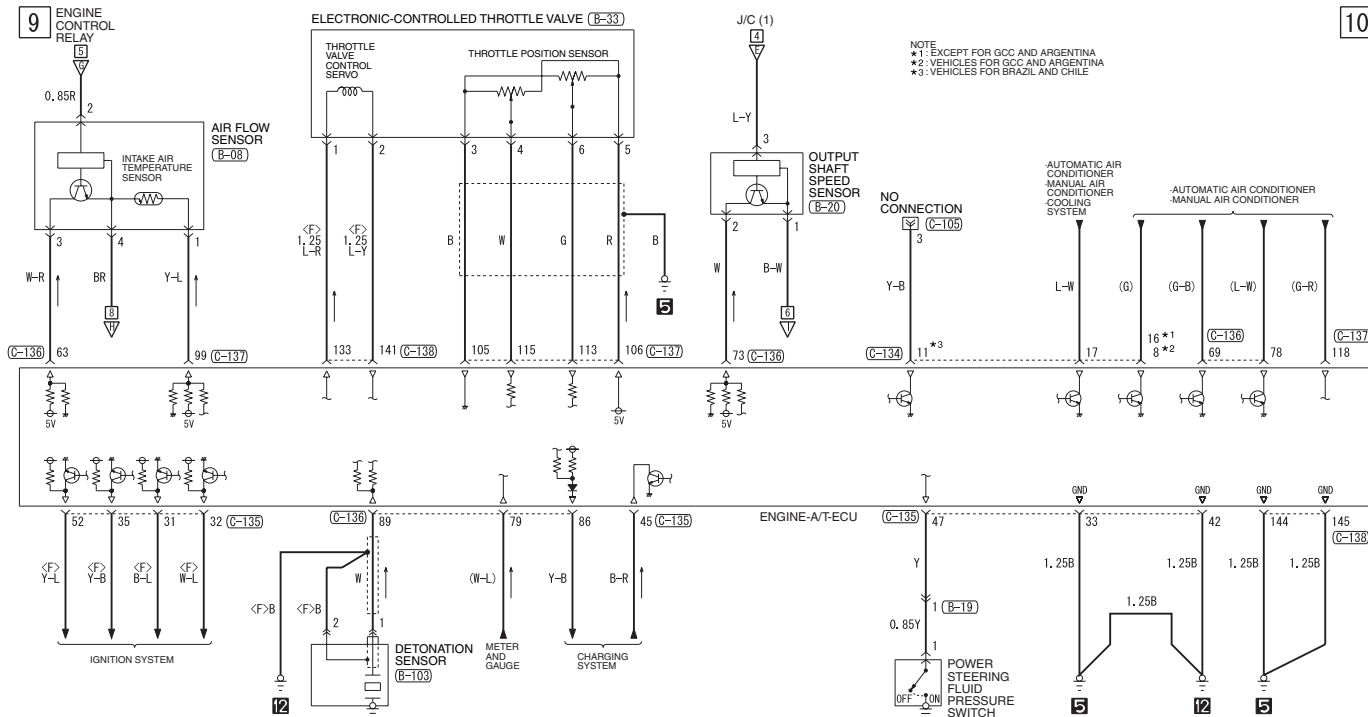


Wire colour code
B : Black LG : Light green G : Green L : Blue W : White Y : Yellow SB : Sky blue
BR : Brown O : Orange GR : Grey R : Red P : Pink V : Violet

H6Z05X02DC

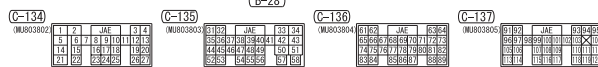
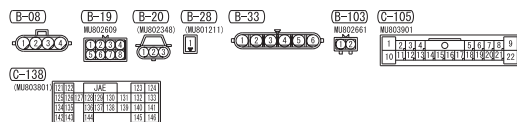
ENGINE CONTROL SYSTEM <4G69 (L.H. drive vehicles)> (CONTINUED)

9



10

NOTE
*1: EXCEPT FOR GOC AND ARGENTINA
*2: VEHICLES FOR GOC AND ARGENTINA
*3: VEHICLES FOR BRAZIL AND CHILE

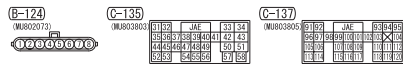
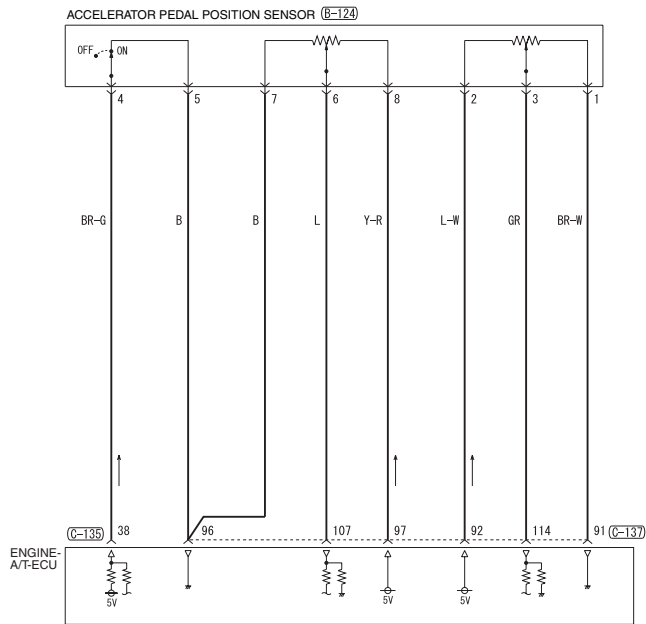


Wire colour code
B : Black LG : Light green G : Green L : Blue W : White Y : Yellow SB : Sky blue
BR : Brown O : Orange GR : Grey R : Red P : Pink V : Violet

H6Z05X02EC

ENGINE CONTROL SYSTEM <4G69 (L.H. drive vehicles)> (CONTINUED)

11

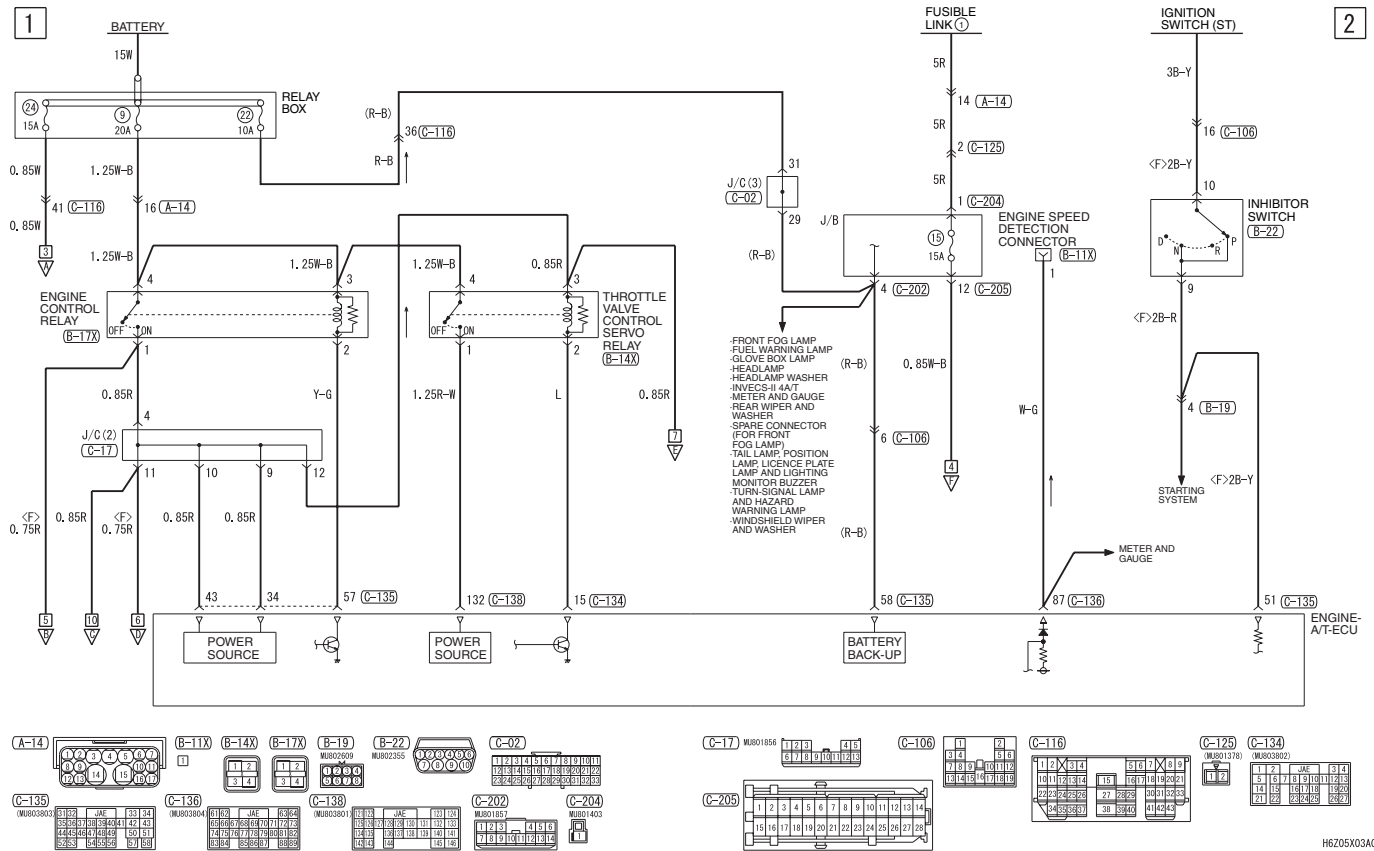


Wire colour code
 B : Black LG : Light green G : Green L : Blue W : White Y : Yellow SB : Sky blue
 BR : Brown O : Orange GR : Grey R : Red P : Pink V : Violet

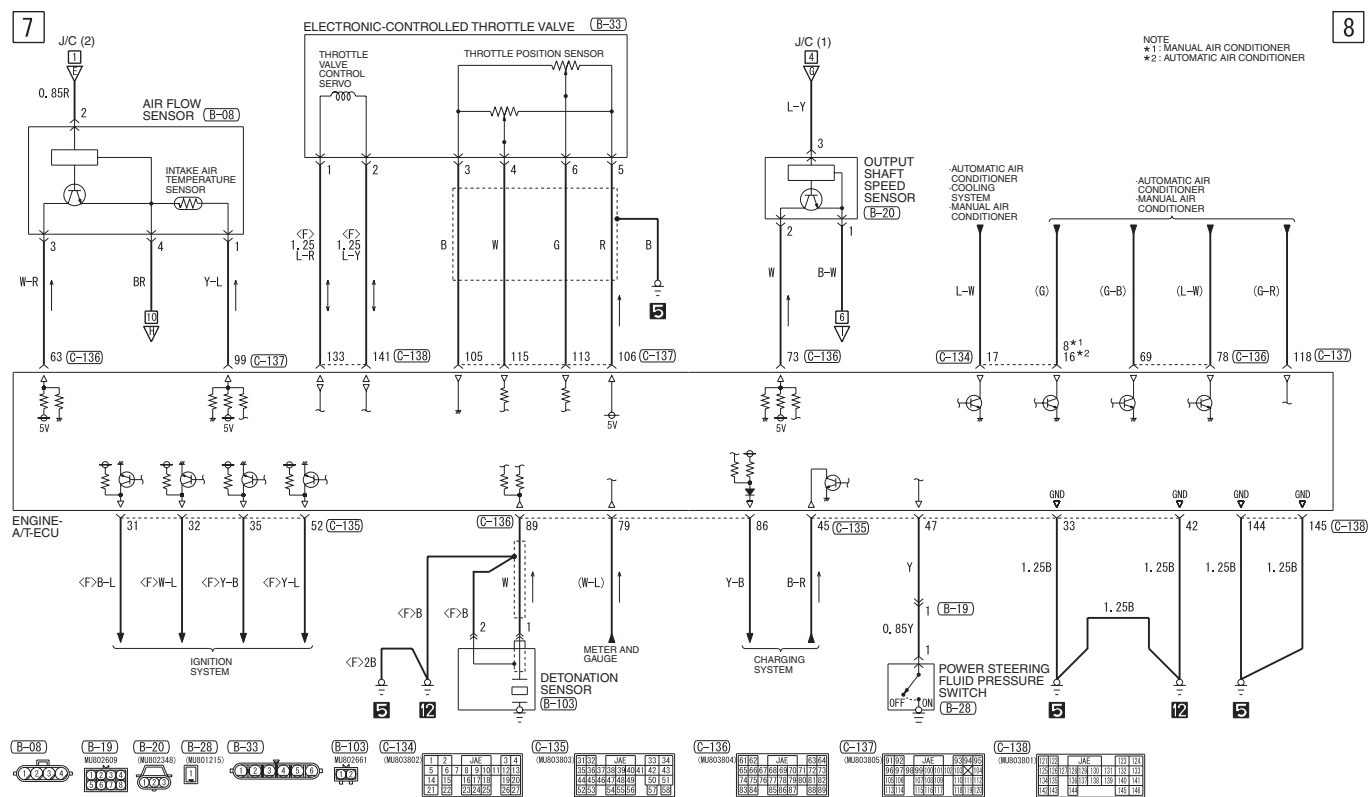
H6Z05X02FC

ENGINE CONTROL SYSTEM <4G69 (R.H. drive vehicles (Except for Australia))>

M1901000803984



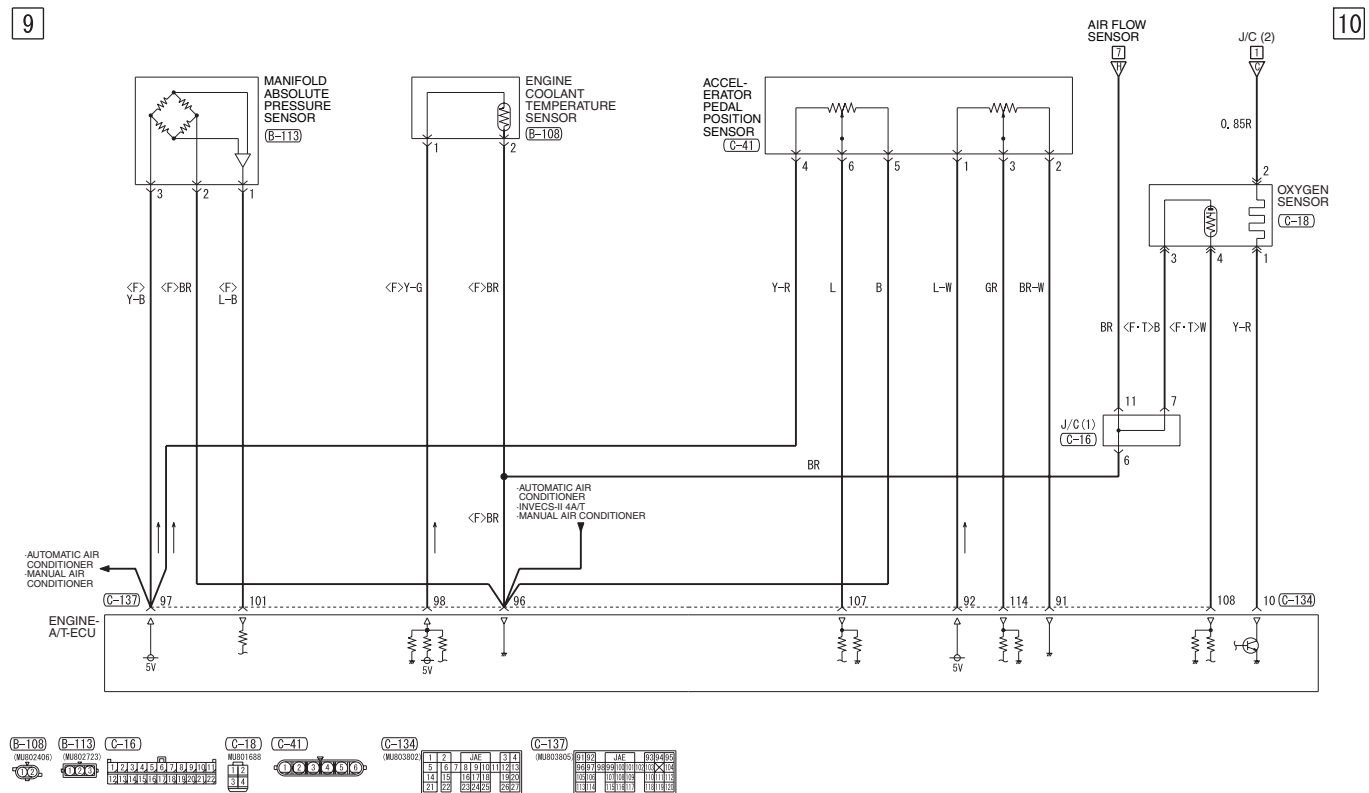
ENGINE CONTROL SYSTEM <4G69 (R.H. drive vehicles (Except for Australia))> (CONTINUED)



Wire colour code
B : Black LG : Light green G : Green L : Blue W : White Y : Yellow SB : Sky blue
BR : Brown O : Orange GR : Grey R : Red P : Pink V : Violet

H6Z05X03DC

ENGINE CONTROL SYSTEM <4G69 (R.H. drive vehicles (Except for Australia))> (CONTINUED)

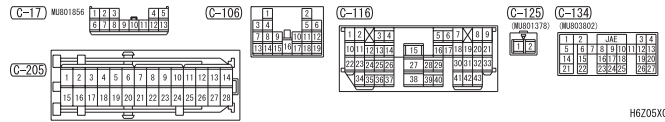
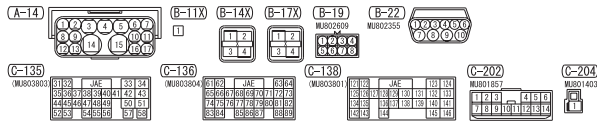
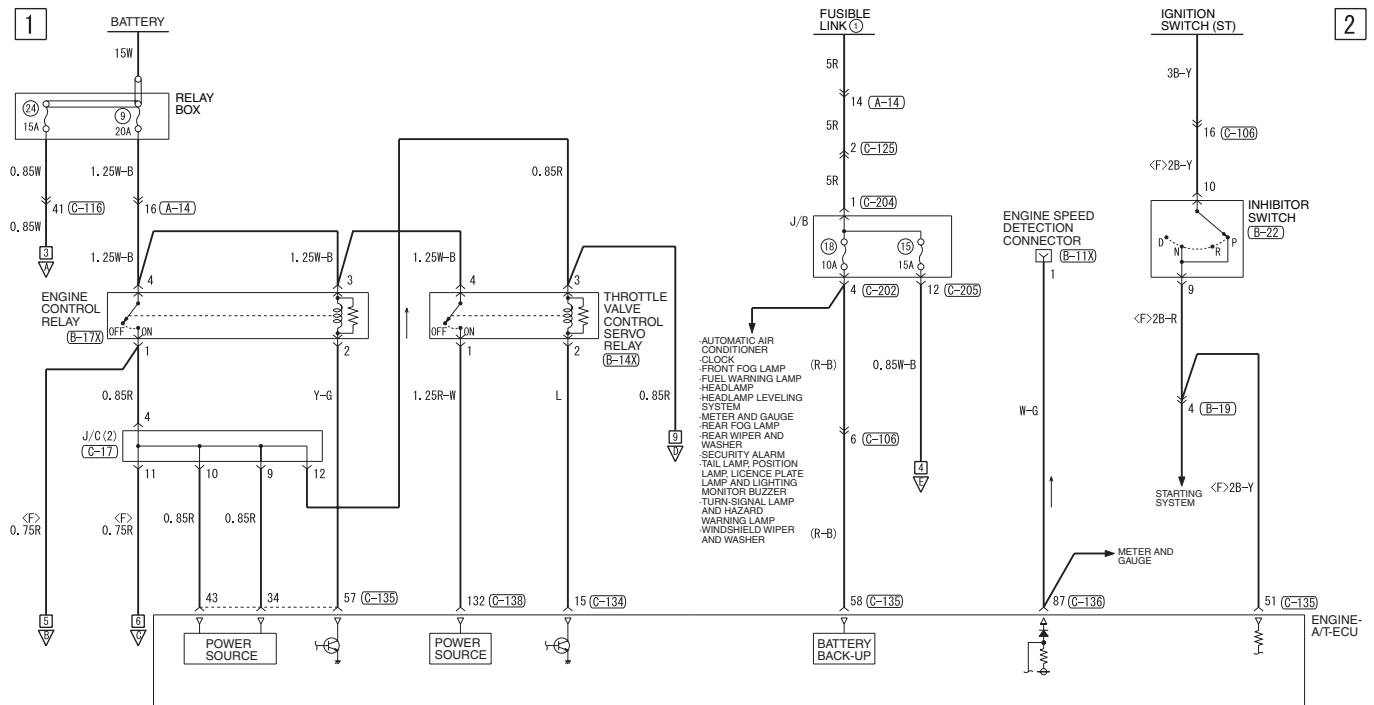


Wire colour code
B : Black LG : Light green G : Green L : Blue W : White Y : Yellow SB : Sky blue
BR : Brown O : Orange GR : Grey R : Red P : Pink V : Violet

H6Z05X03EC

ENGINE CONTROL SYSTEM <4G69 (R.H. drive vehicles for Australia)>

M1901000804460



H6Z05X04AC

[illegible]

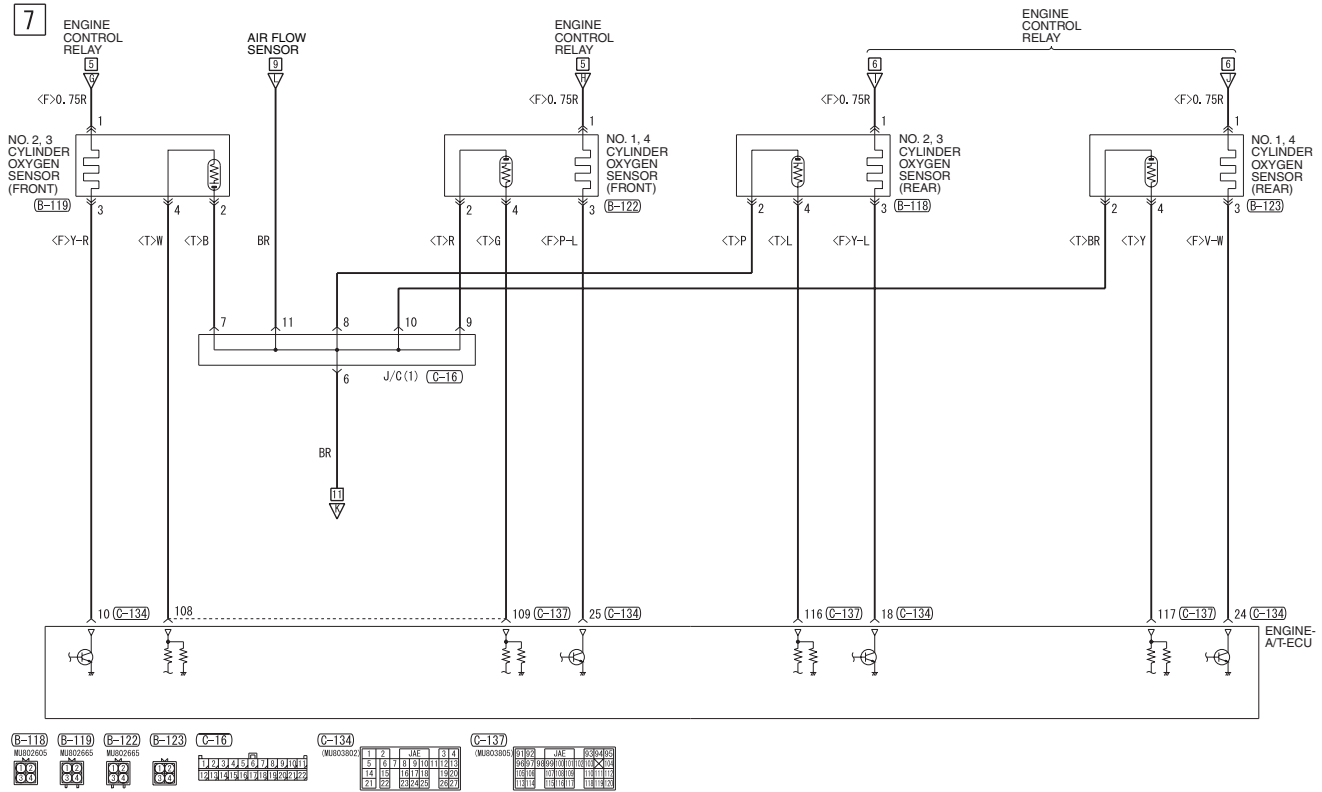
5

6

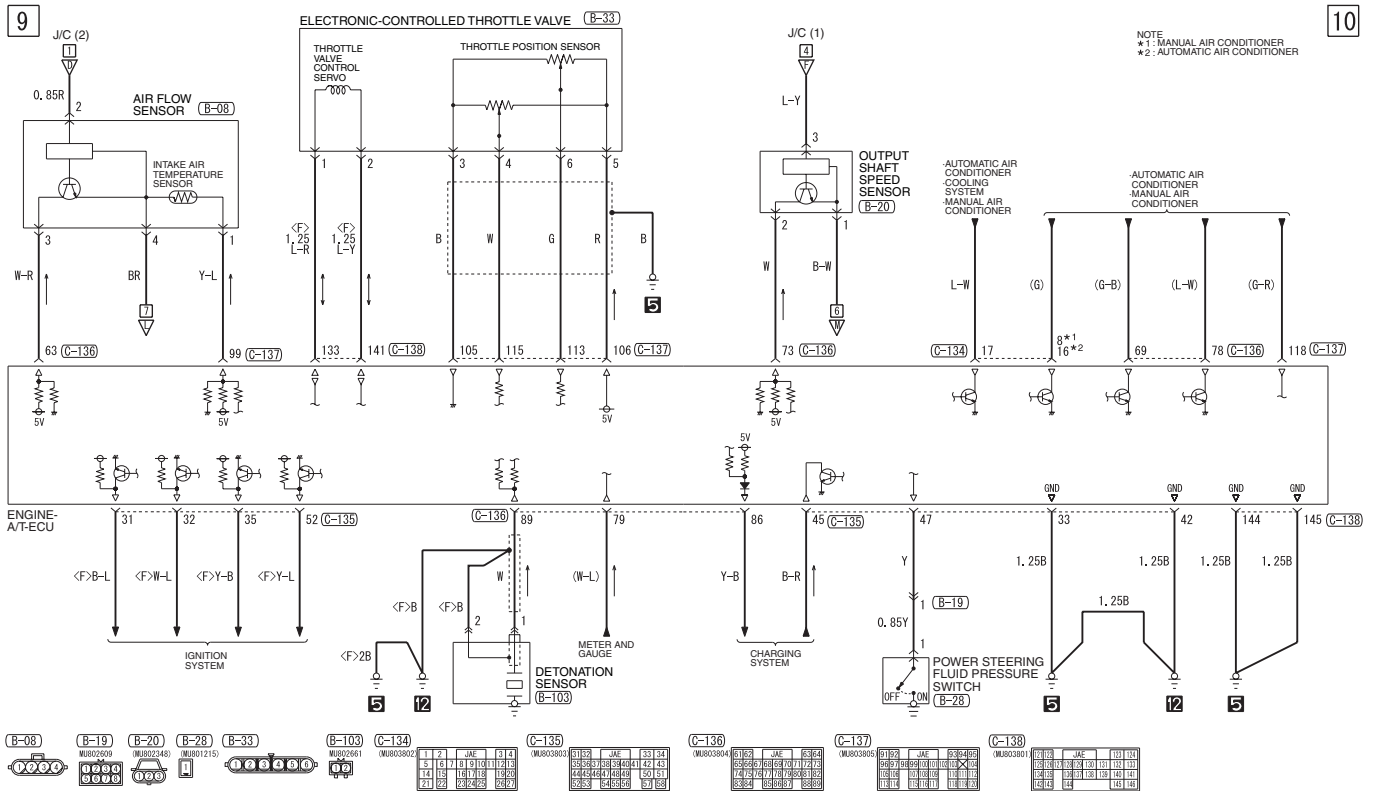
Wiring Diagram Details:

- Common Power Line:** ENGINE CONTROL RELAY (1) → <F>0.75R
- Common Ground Line:** ENGINE-A/TECU (3, 12, 19, 26, 1, 5, 14, 21, 95, 23, 71, 88, 70) → 5V
- Components and Connections:**
 - EGR VALVE (B-116):** 1 (3), 2 (<F>0.75R), 3 (<F>L-B), 4 (<F>Y), 5 (<F>L-Y), 6 (<F>L-R)
 - INJECTOR 1 (B-01):** 1 (<F>0.75R), 2 (<F>0)
 - INJECTOR 2 (B-02):** 1 (<F>0.75R), 2 (<F>W-G)
 - INJECTOR 3 (B-04):** 1 (<F>0.75R), 2 (<F>R-W)
 - INJECTOR 4 (B-05):** 1 (<F>0.75R), 2 (<F>R-B)
 - OIL CONTROL VALVE (B-117):** 1 (<F>0.75R), 2 (<F>P-B)
 - PURGE CONTROL SOLENOID VALVE (B-101):** 1 (<F>0.75R), 2 (<F>BR)
 - CAMSHAFT POSITION SENSOR (B-106):** 1 (<F>0.75R), 2 (<F>L-Y), 3 (<F>0.75R)
 - OUTPUT SHAFT SPEED SENSOR (10):** 1 (<F>0.75R), 2 (B-W), 3 (B-W)
 - CRANK ANGLE SENSOR (B-29):** 1 (<F>0.75R), 2 (<F>G-R), 3 (<F>B-W)

ENGINE CONTROL SYSTEM <4G69 (R.H. drive vehicles for Australia)> (CONTINUED)



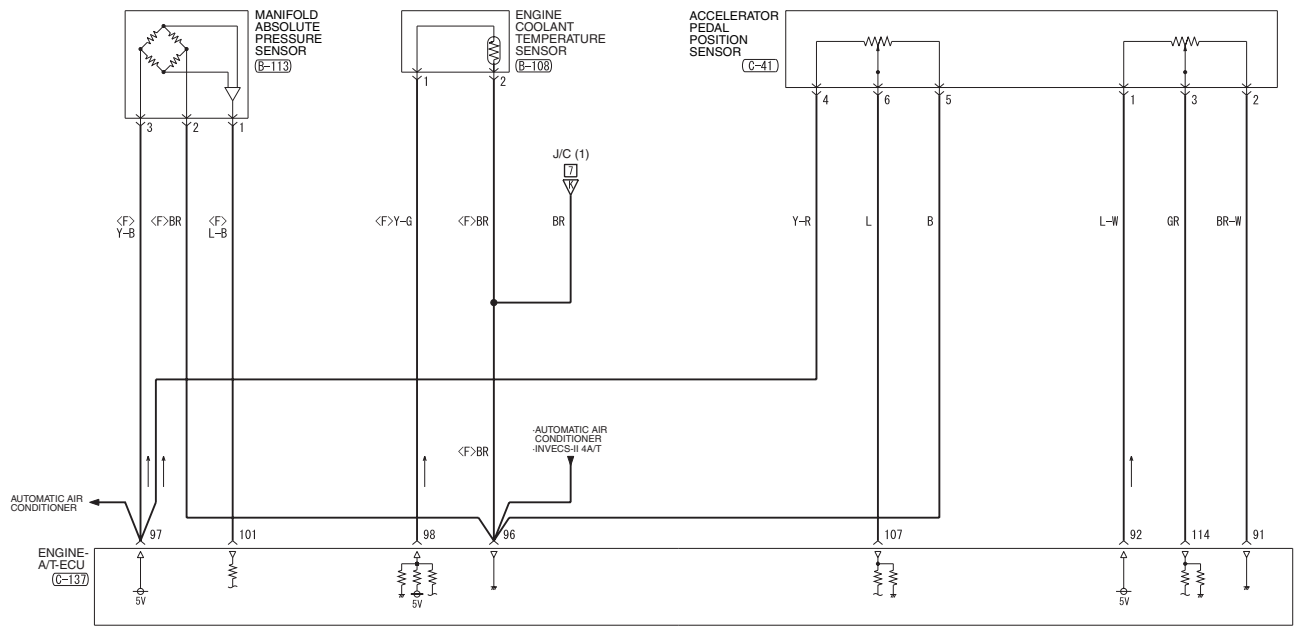
ENGINE CONTROL SYSTEM <4G69 (R.H. drive vehicles for Australia)> (CONTINUED)



ENGINE CONTROL SYSTEM <4G69 (R.H. drive vehicles for Australia)> (CONTINUED)

11

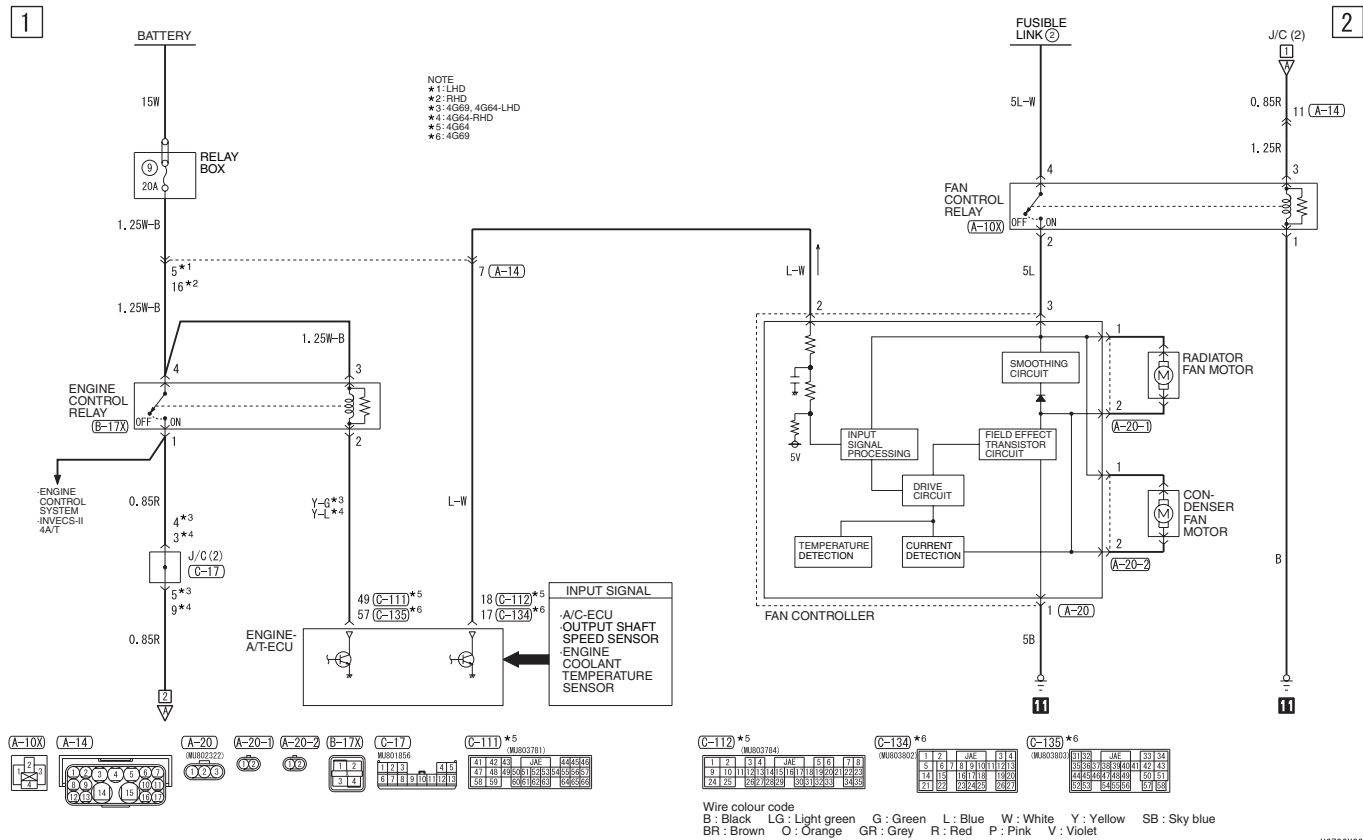
12



Wire colour code
B : Black LG : Light green G : Green L : Blue W : White Y : Yellow SB : Sky blue
BR : Brown O : Orange GR : Grey R : Red P : Pink V : Violet

COOLING SYSTEM

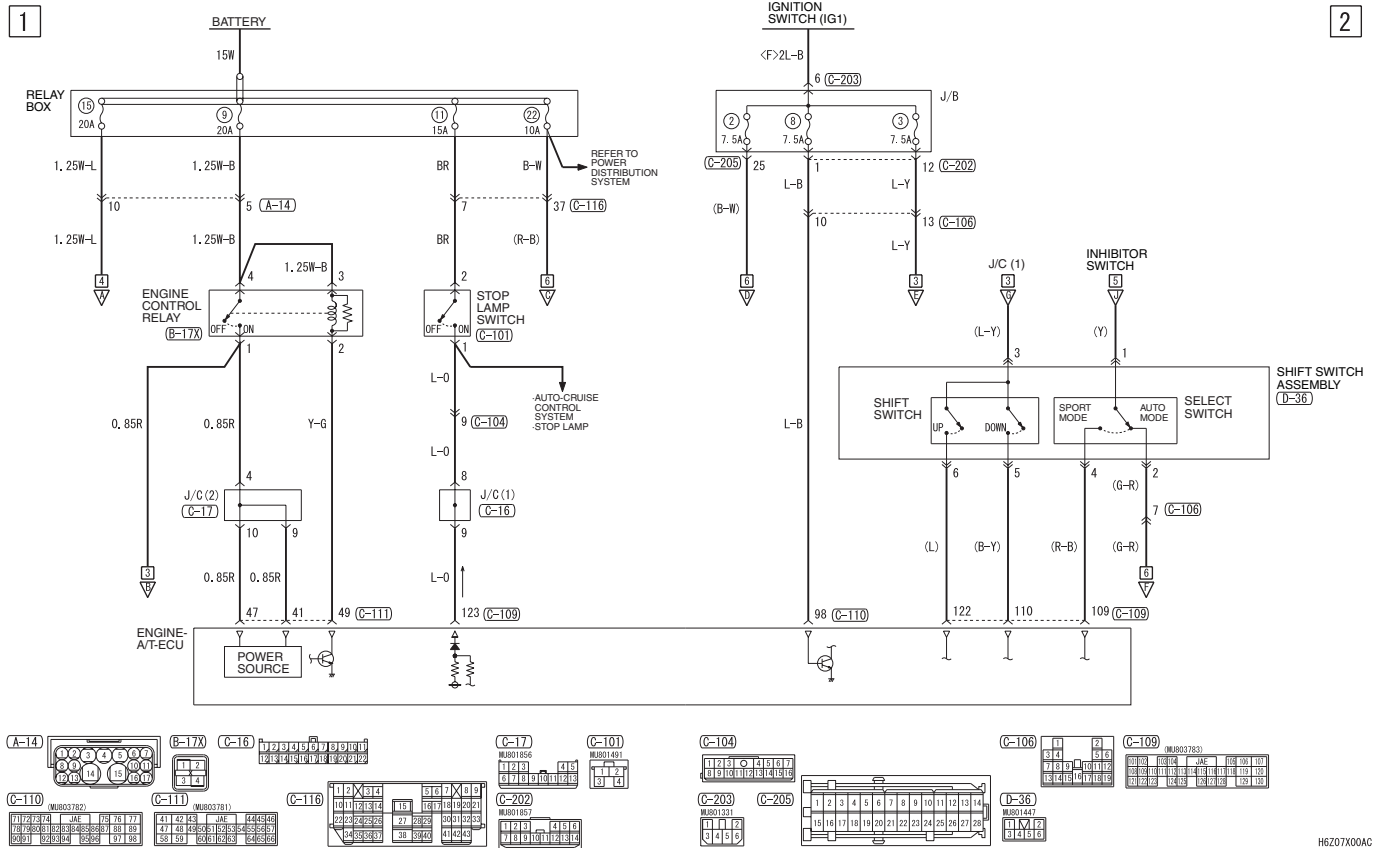
M1901001001598



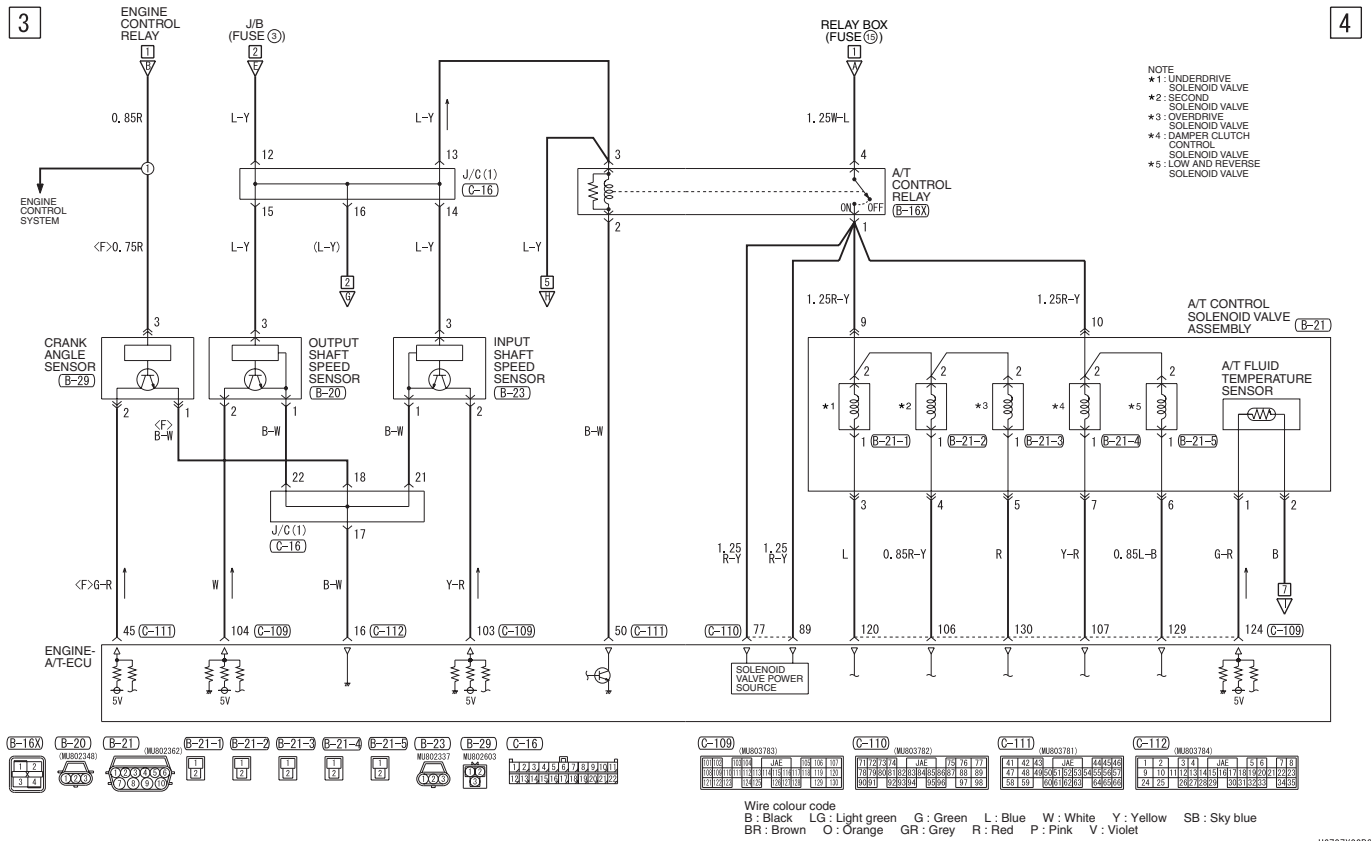
INVECS-II 4A/T

INVECS-II 4A/T <4G64 (L.H. drive vehicles)>

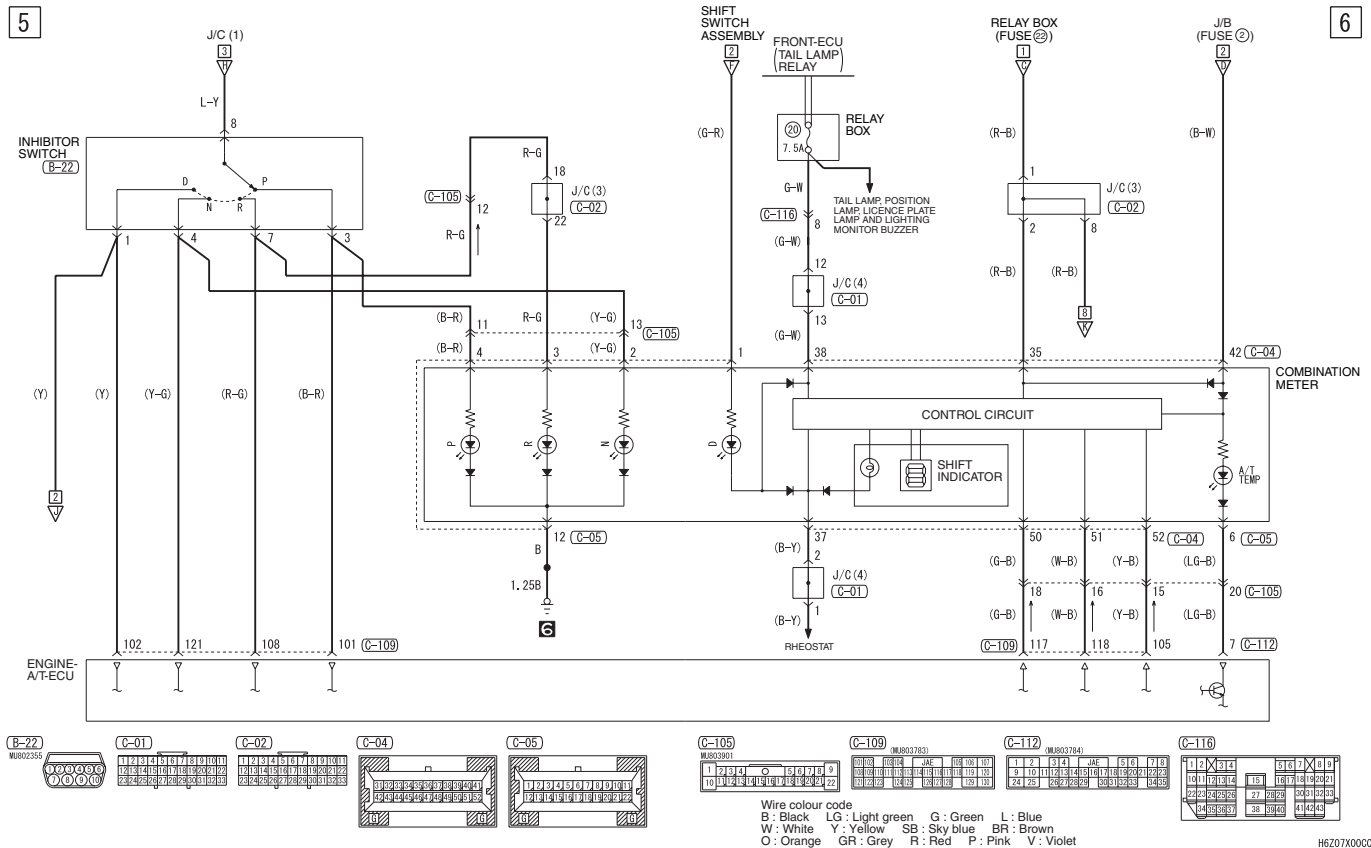
M1901016201855



INVECS-II 4A/T <4G64 (L.H. drive vehicles)> (CONTINUED)

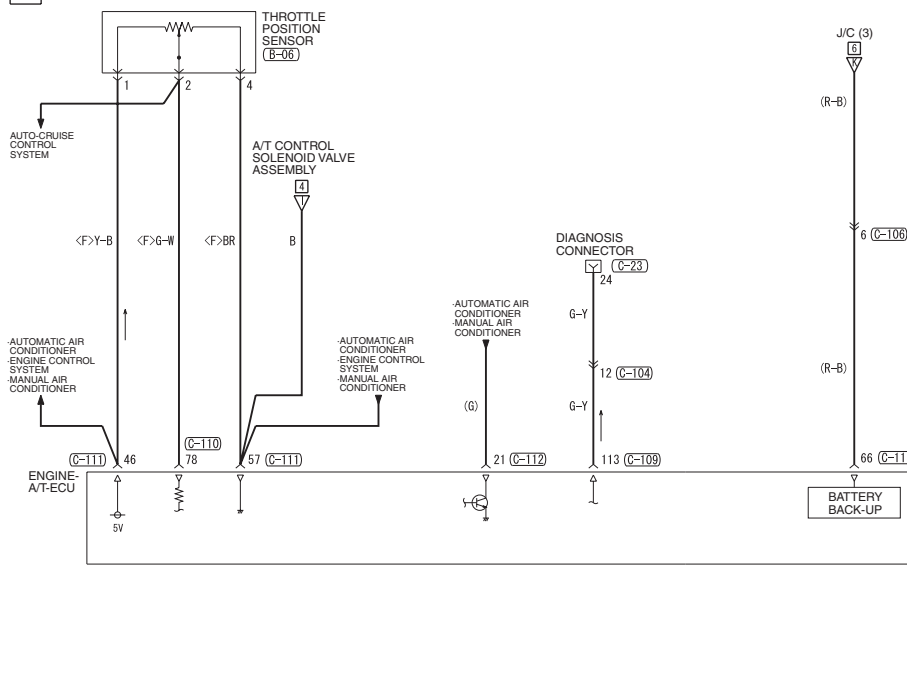


INVECS-II 4A/T <4G64 (L.H. drive vehicles)> (CONTINUED)

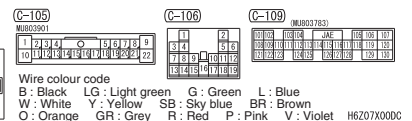
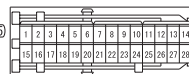
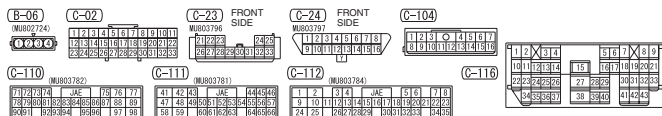
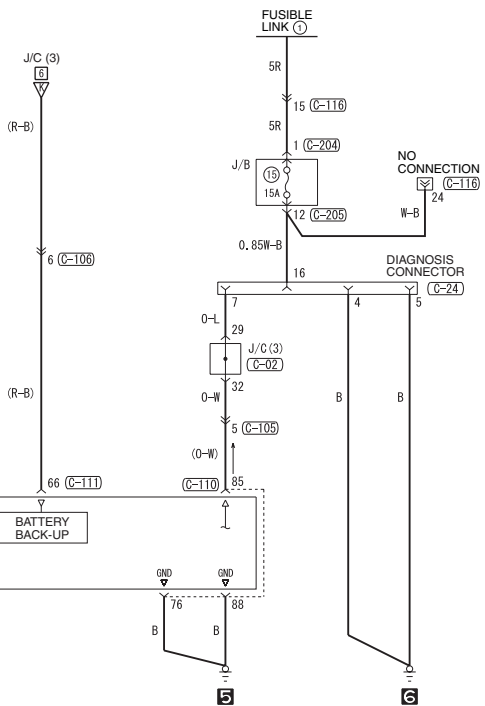


INVECS-II 4A/T <4G64 (L.H. drive vehicles)> (CONTINUED)

7

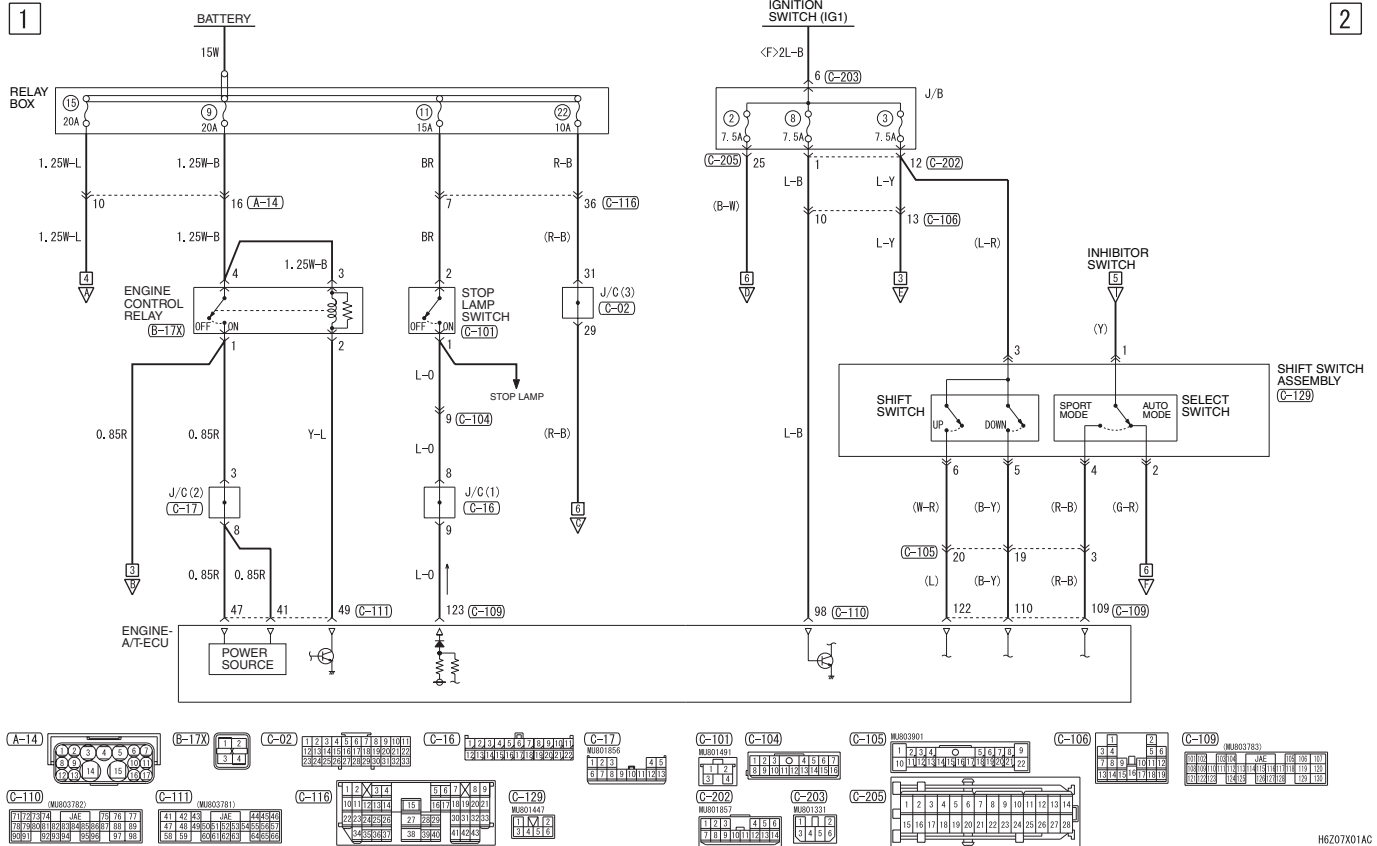


8

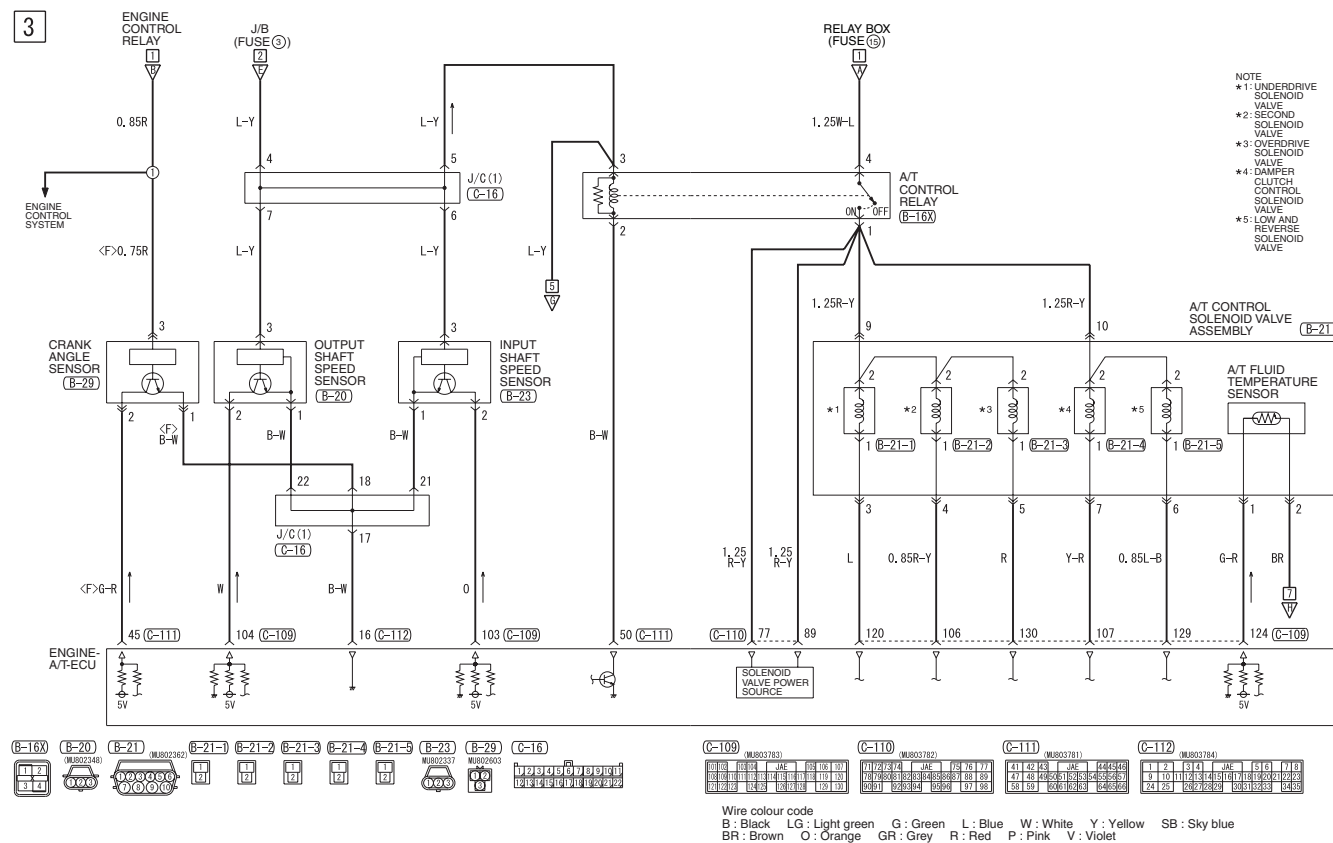


INVECS-II 4A/T <4G64 (R.H. drive vehicles)>

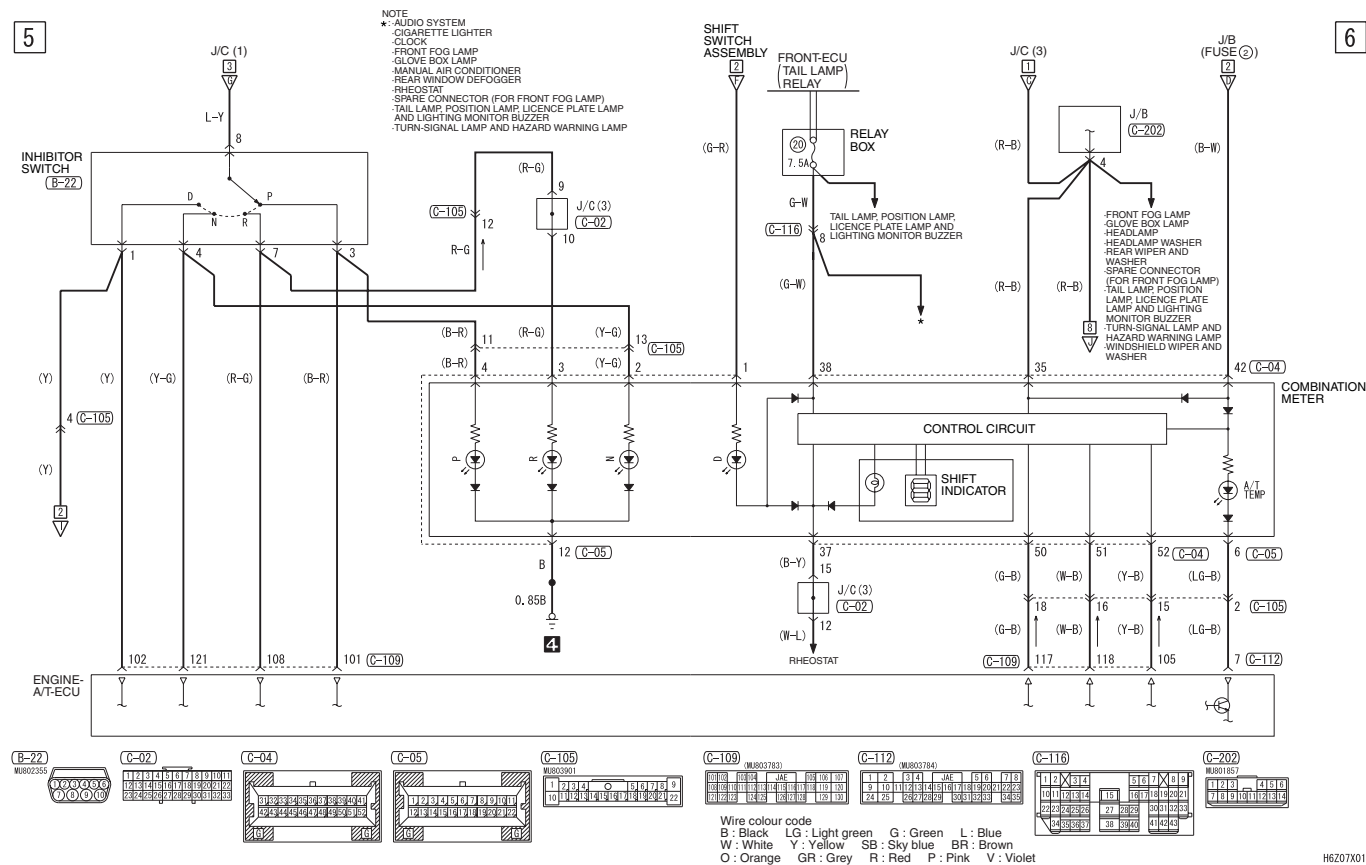
M1901016201866



H6Z07X01AC

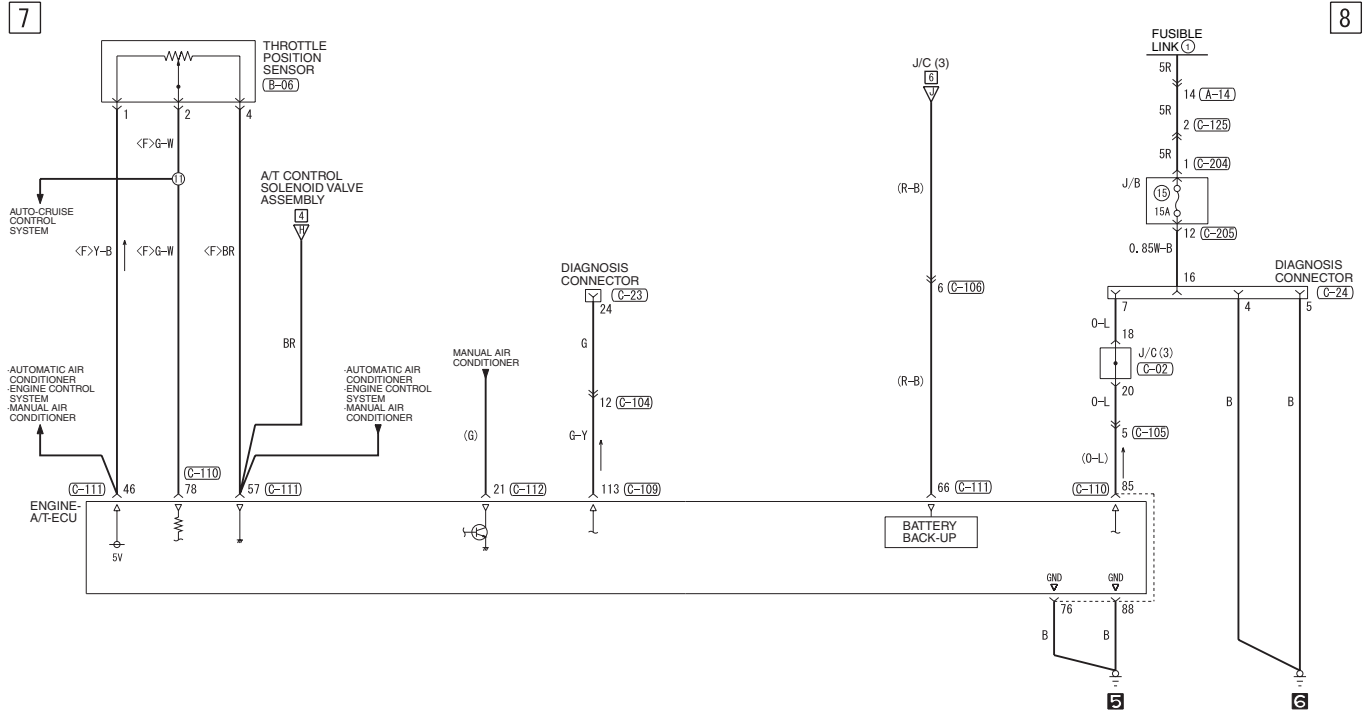
INVECS-II 4A/T <4G64 (R.H.drive vehicles)> (CONTINUED)

H6Z07X01BC

INVECS-II 4A/T <4G64 (R.H.drive vehicles)> (CONTINUED)

H6Z07X01CC

INVECS-II 4A/T <4G64 (R.H.drive vehicles)> (CONTINUED)



A-14 WIRING DIAGRAM 14 15 16 17 18 19 20 21 22 23 24 25 26 27 28 29 30 31 32 33 34 35 36 37 38 39 40 41 42 43 44 45 46 47 48 49 50 51 52 53 54 55 56 57 58 59 60 61 62 63 64 65 66 67 68 69 70 71 72 73 74 75 76 77 78 79 80 81 82 83 84 85 86 87 88 89 90 91 92 93 94 95 96 97 98 99 100	B-06 WIRING DIAGRAM 1 2 3 4 5 6 7 8 9 10 11 12 13 14 15 16 17 18 19 20 21 22 23 24 25 26 27 28 29 30 31 32 33 34 35 36 37 38 39 40 41 42 43 44 45 46 47 48 49 50 51 52 53 54 55 56 57 58 59 60 61 62 63 64 65 66 67 68 69 70 71 72 73 74 75 76 77 78 79 80 81 82 83 84 85 86 87 88 89 90 91 92 93 94 95 96 97 98 99 100	C-02 WIRING DIAGRAM 1 2 3 4 5 6 7 8 9 10 11 12 13 14 15 16 17 18 19 20 21 22 23 24 25 26 27 28 29 30 31 32 33 34 35 36 37 38 39 40 41 42 43 44 45 46 47 48 49 50 51 52 53 54 55 56 57 58 59 60 61 62 63 64 65 66 67 68 69 70 71 72 73 74 75 76 77 78 79 80 81 82 83 84 85 86 87 88 89 90 91 92 93 94 95 96 97 98 99 100	C-23 FRONT SIDE WIRING DIAGRAM 1 2 3 4 5 6 7 8 9 10 11 12 13 14 15 16 17 18 19 20 21 22 23 24 25 26 27 28 29 30 31 32 33 34 35 36 37 38 39 40 41 42 43 44 45 46 47 48 49 50 51 52 53 54 55 56 57 58 59 60 61 62 63 64 65 66 67 68 69 70 71 72 73 74 75 76 77 78 79 80 81 82 83 84 85 86 87 88 89 90 91 92 93 94 95 96 97 98 99 100	C-24 FRONT SIDE WIRING DIAGRAM 1 2 3 4 5 6 7 8 9 10 11 12 13 14 15 16 17 18 19 20 21 22 23 24 25 26 27 28 29 30 31 32 33 34 35 36 37 38 39 40 41 42 43 44 45 46 47 48 49 50 51 52 53 54 55 56 57 58 59 60 61 62 63 64 65 66 67 68 69 70 71 72 73 74 75 76 77 78 79 80 81 82 83 84 85 86 87 88 89 90 91 92 93 94 95 96 97 98 99 100	C-104 WIRING DIAGRAM 1 2 3 4 5 6 7 8 9 10 11 12 13 14 15 16 17 18 19 20 21 22 23 24 25 26 27 28 29 30 31 32 33 34 35 36 37 38 39 40 41 42 43 44 45 46 47 48 49 50 51 52 53 54 55 56 57 58 59 60 61 62 63 64 65 66 67 68 69 70 71 72 73 74 75 76 77 78 79 80 81 82 83 84 85 86 87 88 89 90 91 92 93 94 95 96 97 98 99 100	C-105 WIRING DIAGRAM 1 2 3 4 5 6 7 8 9 10 11 12 13 14 15 16 17 18 19 20 21 22 23 24 25 26 27 28 29 30 31 32 33 34 35 36 37 38 39 40 41 42 43 44 45 46 47 48 49 50 51 52 53 54 55 56 57 58 59 60 61 62 63 64 65 66 67 68 69 70 71 72 73 74 75 76 77 78 79 80 81 82 83 84 85 86 87 88 89 90 91 92 93 94 95 96 97 98 99 100	C-106 WIRING DIAGRAM 1 2 3 4 5 6 7 8 9 10 11 12 13 14 15 16 17 18 19 20 21 22 23 24 25 26 27 28 29 30 31 32 33 34 35 36 37 38 39 40 41 42 43 44 45 46 47 48 49 50 51 52 53 54 55 56 57 58 59 60 61 62 63 64 65 66 67 68 69 70 71 72 73 74 75 76 77 78 79 80 81 82 83 84 85 86 87 88 89 90 91 92 93 94 95 96 97 98 99 100	C-109 WIRING DIAGRAM 1 2 3 4 5 6 7 8 9 10 11 12 13 14 15 16 17 18 19 20 21 22 23 24 25 26 27 28 29 30 31 32 33 34 35 36 37 38 39 40 41 42 43 44 45 46 47 48 49 50 51 52 53 54 55 56 57 58 59 60 61 62 63 64 65 66 67 68 69 70 71 72 73 74 75 76 77 78 79 80 81 82 83 84 85 86 87 88 89 90 91 92 93 94 95 96 97 98 99 100
--	--	--	---	---	---	---	---	--

M1901016201877



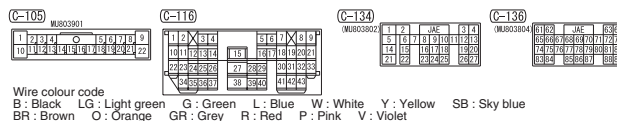
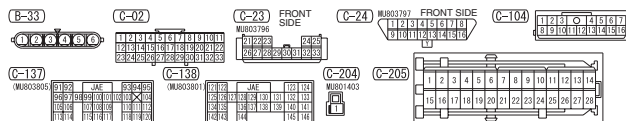
4



☐



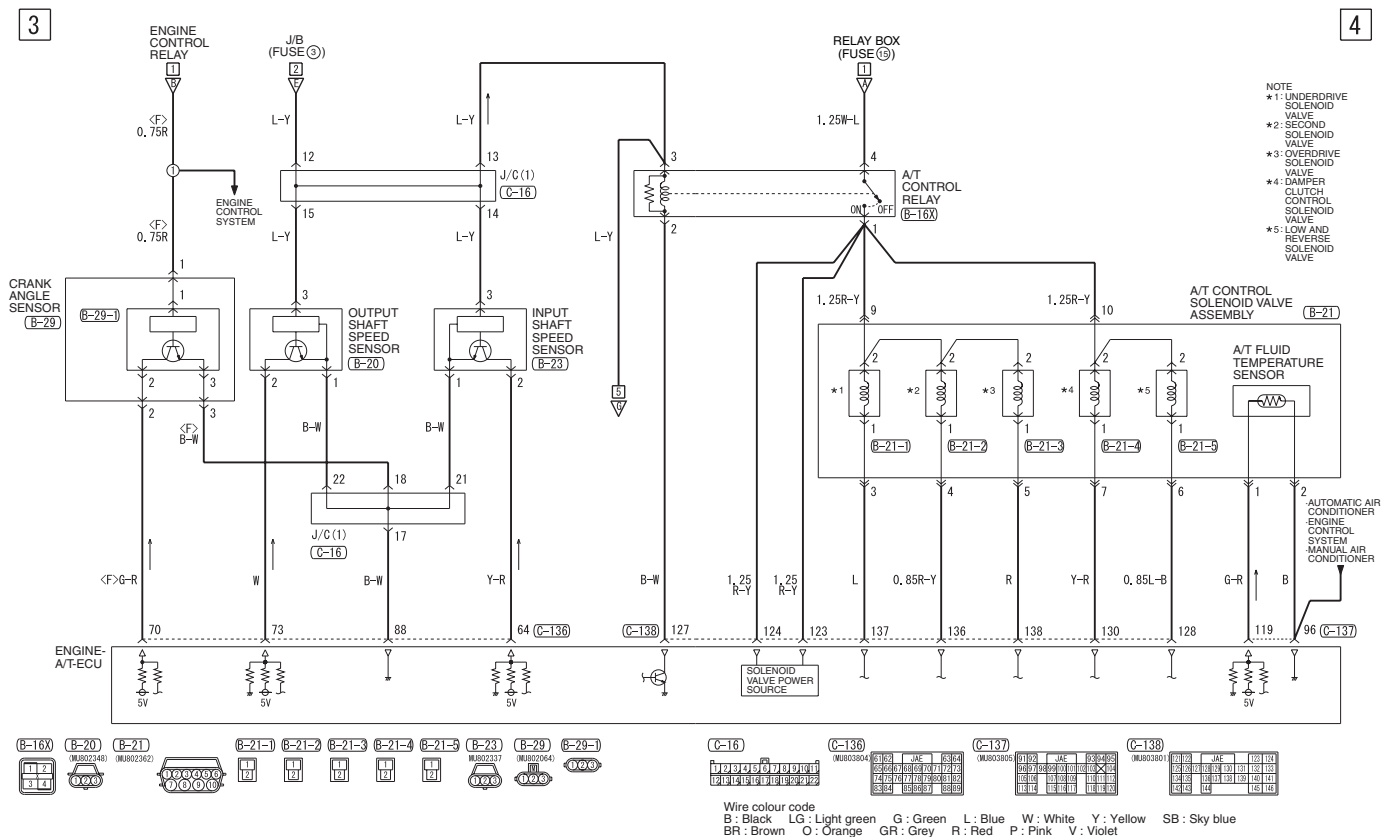
8



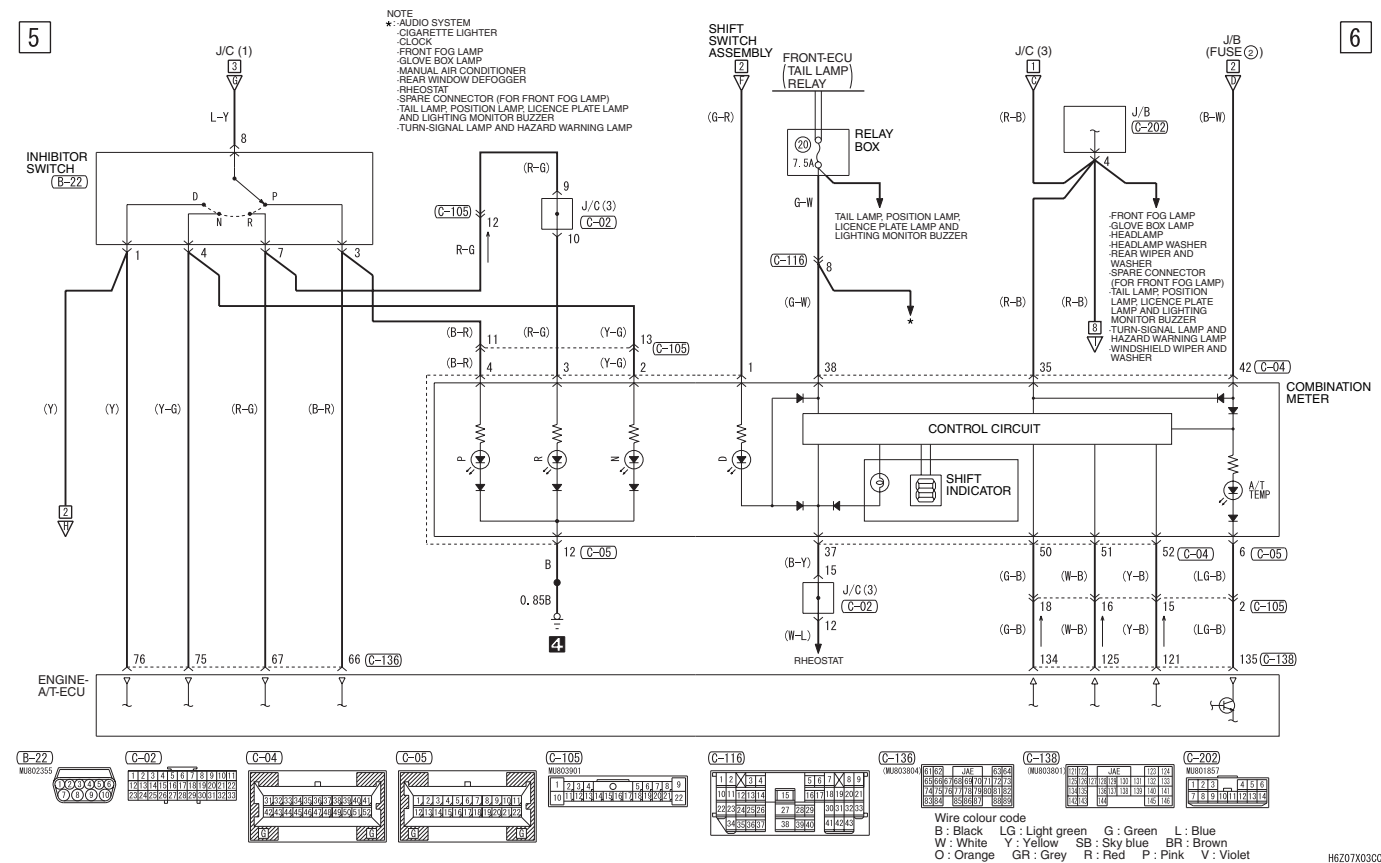
M1901016201888



INVECS-II 4A/T <4G69 (R.H. drive vehicles)> (CONTINUED)



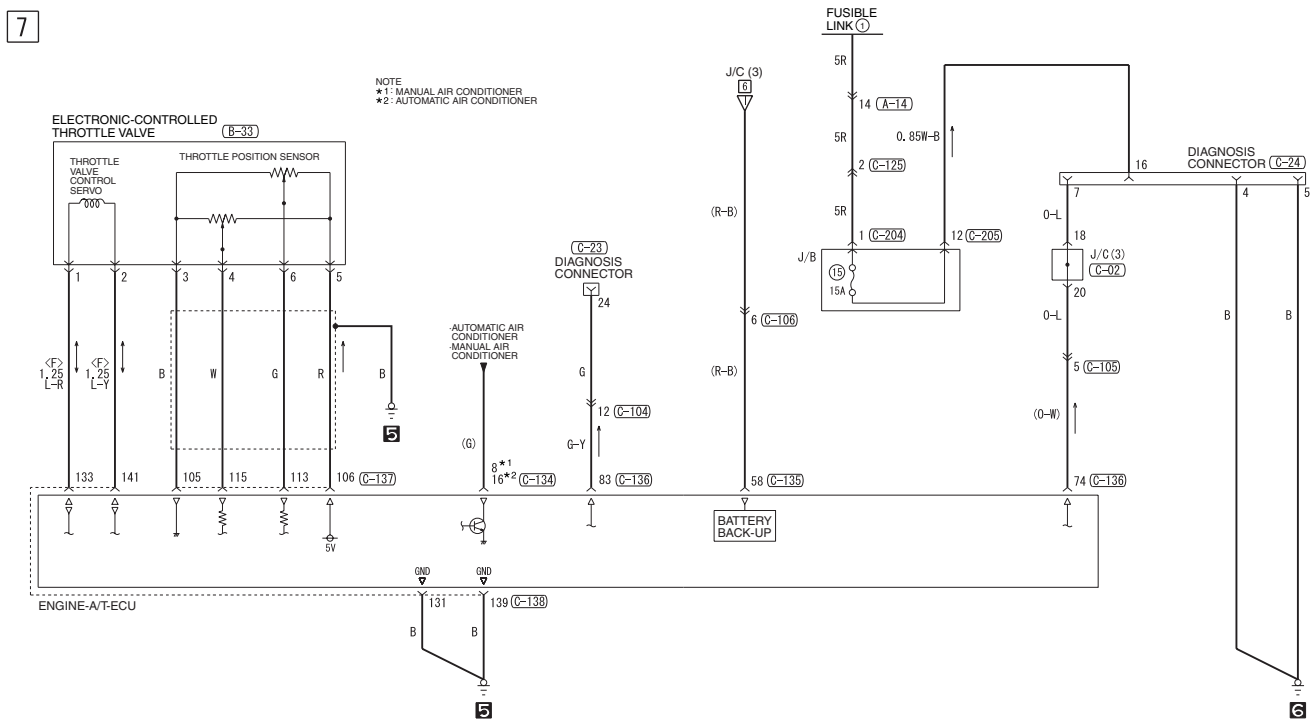
INVECS-II 4A/T <4G69 (R.H. drive vehicles)> (CONTINUED)



INVECS-II 4A/T <4G69 (R.H. drive vehicles)> (CONTINUED)

7

8



A-14

1	2	3	4	5	6	7	8	9	10	11	12	13	14	15	16	17	18	19	20	21	22	23	24	25	26	27	28	29	30
31	32	33	34	35	36	37	38	39	40	41	42	43	44	45	46	47	48	49	50	51	52	53	54	55	56	57	58	59	60

E-33

1	2	3	4	5	6	7	8	9	10	11	12	13	14	15	16	17	18	19	20	21	22	23	24	25	26	27	28	29	30
---	---	---	---	---	---	---	---	---	----	----	----	----	----	----	----	----	----	----	----	----	----	----	----	----	----	----	----	----	----

C-02

1	2	3	4	5	6	7	8	9	10	11	12	13	14	15	16	17	18	19	20	21	22	23	24	25	26	27	28	29	30
---	---	---	---	---	---	---	---	---	----	----	----	----	----	----	----	----	----	----	----	----	----	----	----	----	----	----	----	----	----

C-23

1	2	3	4	5	6	7	8	9	10	11	12	13	14	15	16	17	18	19	20	21	22	23	24	25	26	27	28	29	30
---	---	---	---	---	---	---	---	---	----	----	----	----	----	----	----	----	----	----	----	----	----	----	----	----	----	----	----	----	----

C-24

1	2	3	4	5	6	7	8	9	10	11	12	13	14	15	16	17	18	19	20	21	22	23	24	25	26	27	28	29	30
---	---	---	---	---	---	---	---	---	----	----	----	----	----	----	----	----	----	----	----	----	----	----	----	----	----	----	----	----	----

C-104

1	2	3	4	5	6	7	8	9	10	11	12	13	14	15	16	17	18	19	20	21	22	23	24	25	26	27	28	29	30
---	---	---	---	---	---	---	---	---	----	----	----	----	----	----	----	----	----	----	----	----	----	----	----	----	----	----	----	----	----

C-105

1	2	3	4	5	6	7	8	9	10	11	12	13	14	15	16	17	18	19	20	21	22	23	24	25	26	27	28	29	30
---	---	---	---	---	---	---	---	---	----	----	----	----	----	----	----	----	----	----	----	----	----	----	----	----	----	----	----	----	----

C-106

1	2	3	4	5	6	7	8	9	10	11	12	13	14	15	16	17	18	19	20	21	22	23	24	25	26	27	28	29	30
---	---	---	---	---	---	---	---	---	----	----	----	----	----	----	----	----	----	----	----	----	----	----	----	----	----	----	----	----	----

C-125

1	2	3	4	5	6	7	8	9	10	11	12	13	14	15	16	17	18	19	20	21	22	23	24	25	26	27	28	29	30
---	---	---	---	---	---	---	---	---	----	----	----	----	----	----	----	----	----	----	----	----	----	----	----	----	----	----	----	----	----

C-134

1	2	3	4	5	6	7	8	9	10	11	12	13	14	15	16	17	18	19	20	21	22	23	24	25	26	27	28	29	30
---	---	---	---	---	---	---	---	---	----	----	----	----	----	----	----	----	----	----	----	----	----	----	----	----	----	----	----	----	----

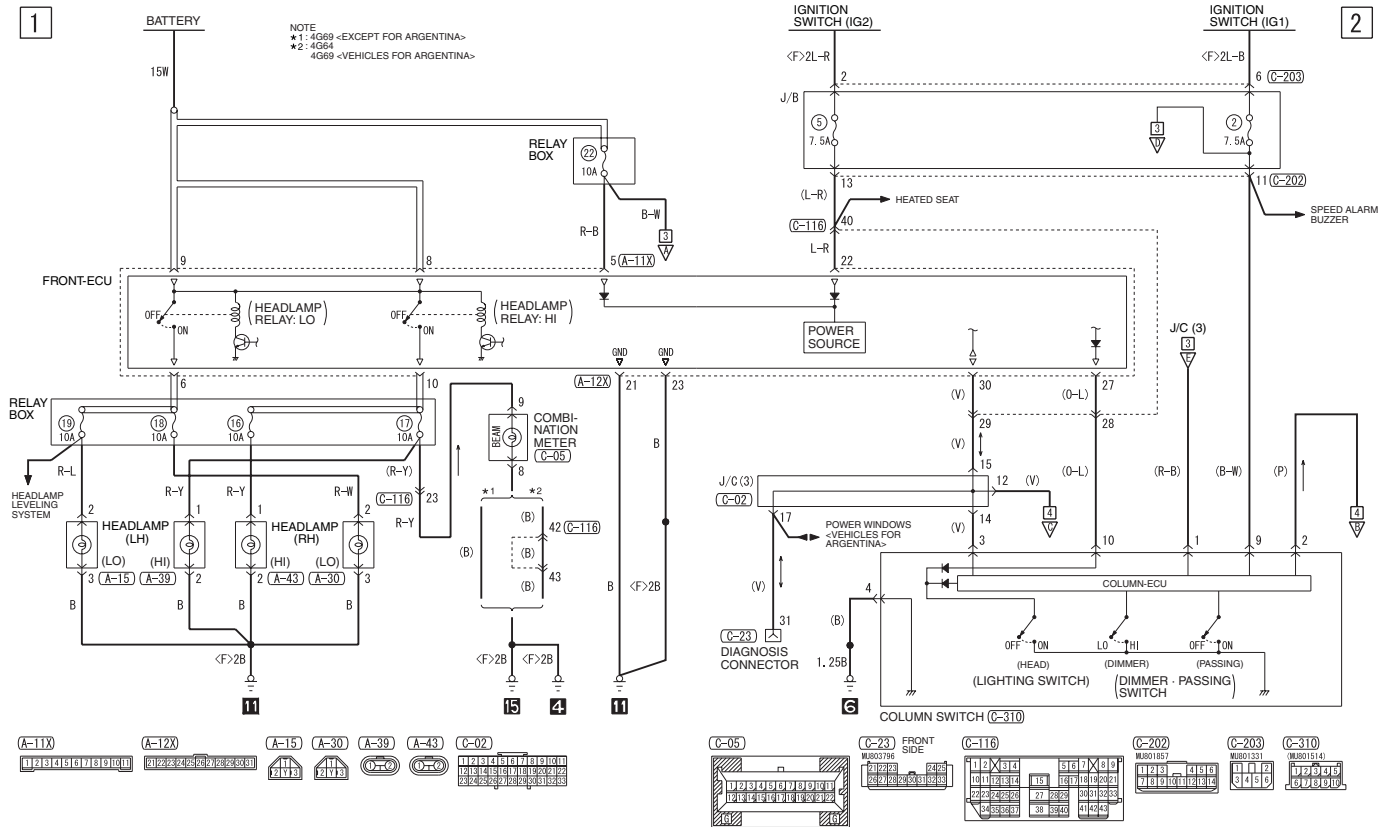
C-135

1	2	3	4	5	6	7	8	9	10	11	12	13	14	15	16	17	18	19	20	21	22	23	24	25	26	27	28	29	30
---	---	---	---	---	---	---	---	---	----	----	----	----	----	----	----	----	----	----	----	----	----	----	----	----	----	----	----	----	----

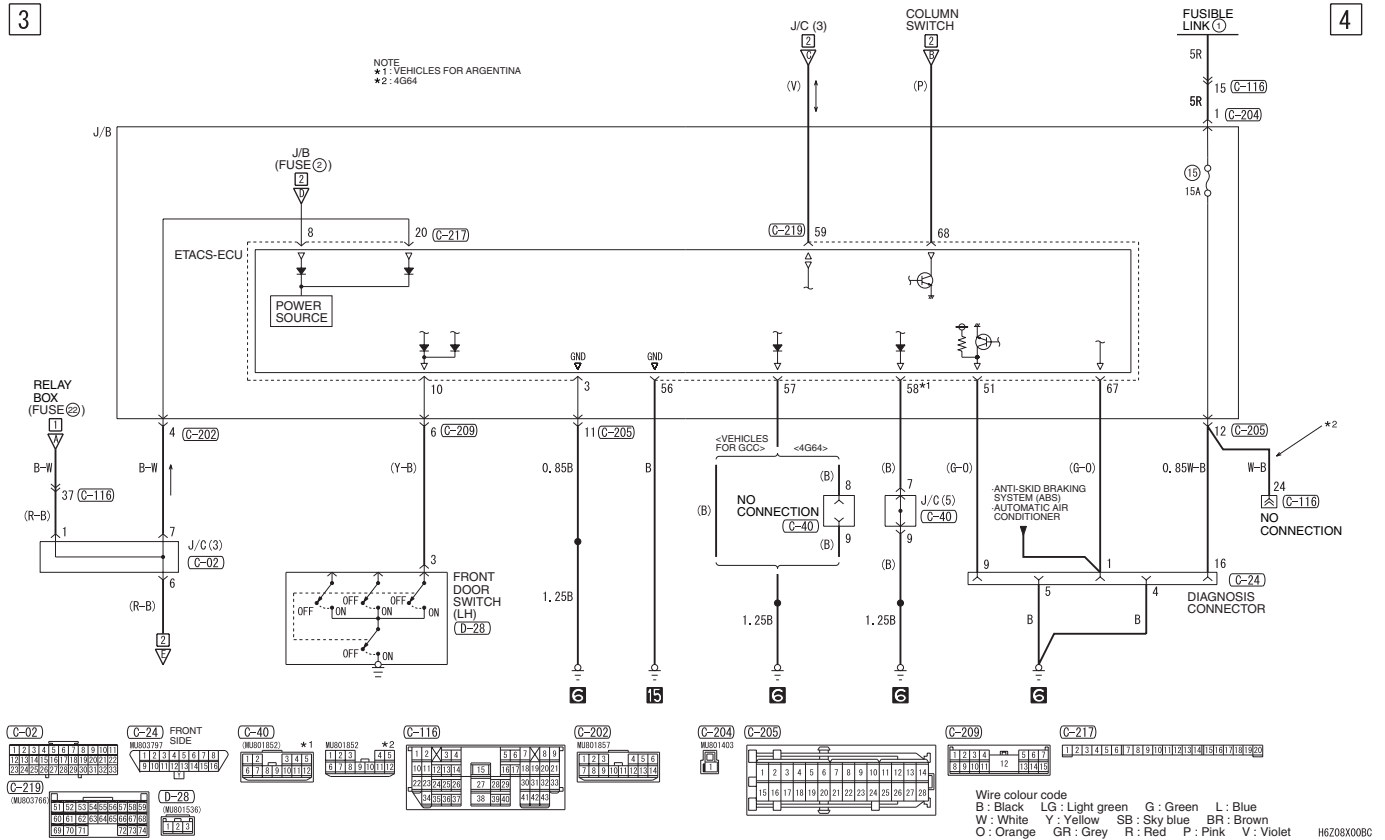
HEADLAMP

HEADLAMP <L.H. drive vehicles>

M1901001502091

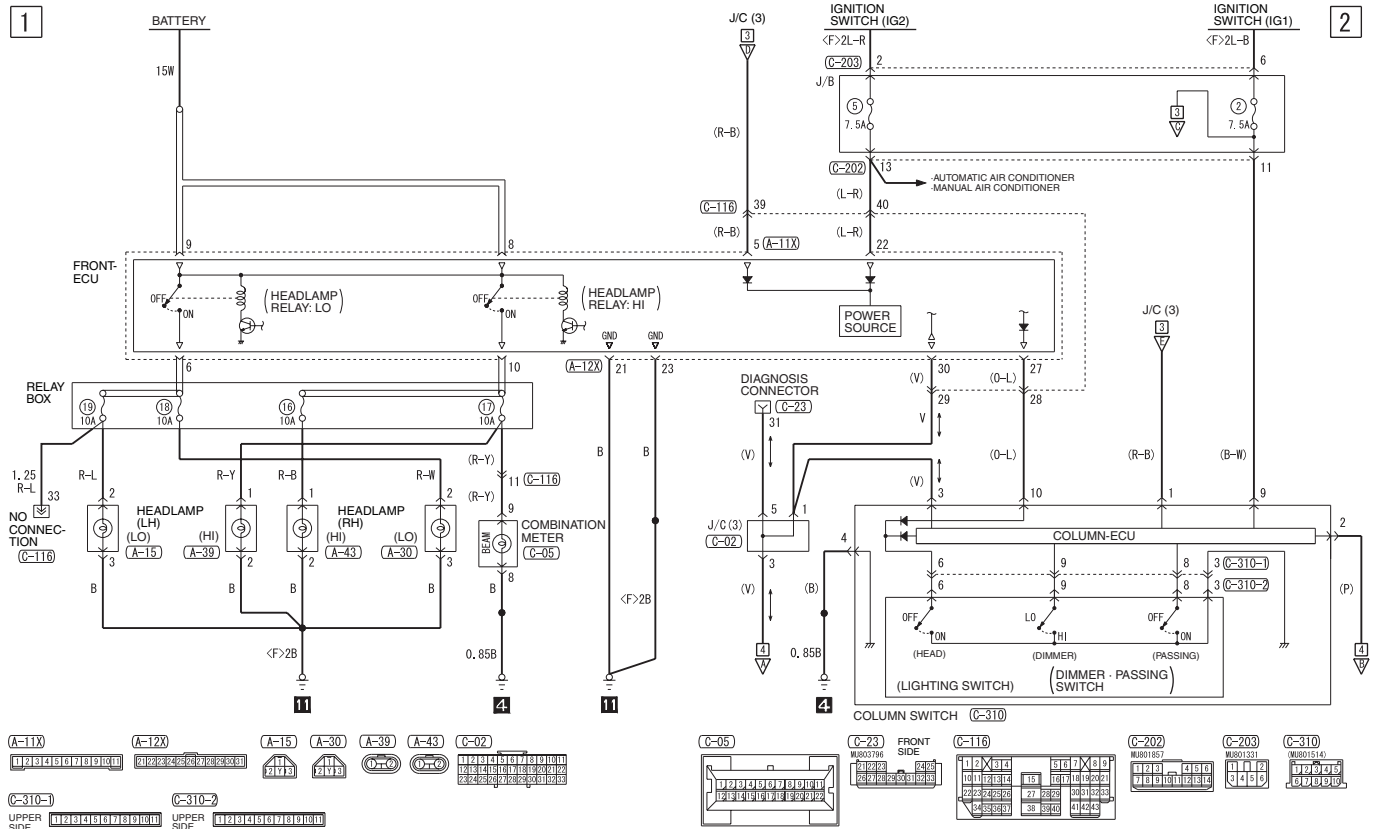


HEADLAMP <L.H. drive vehicles> (CONTINUED)



HEADLAMP <R.H. drive vehicles>

M1901001502109

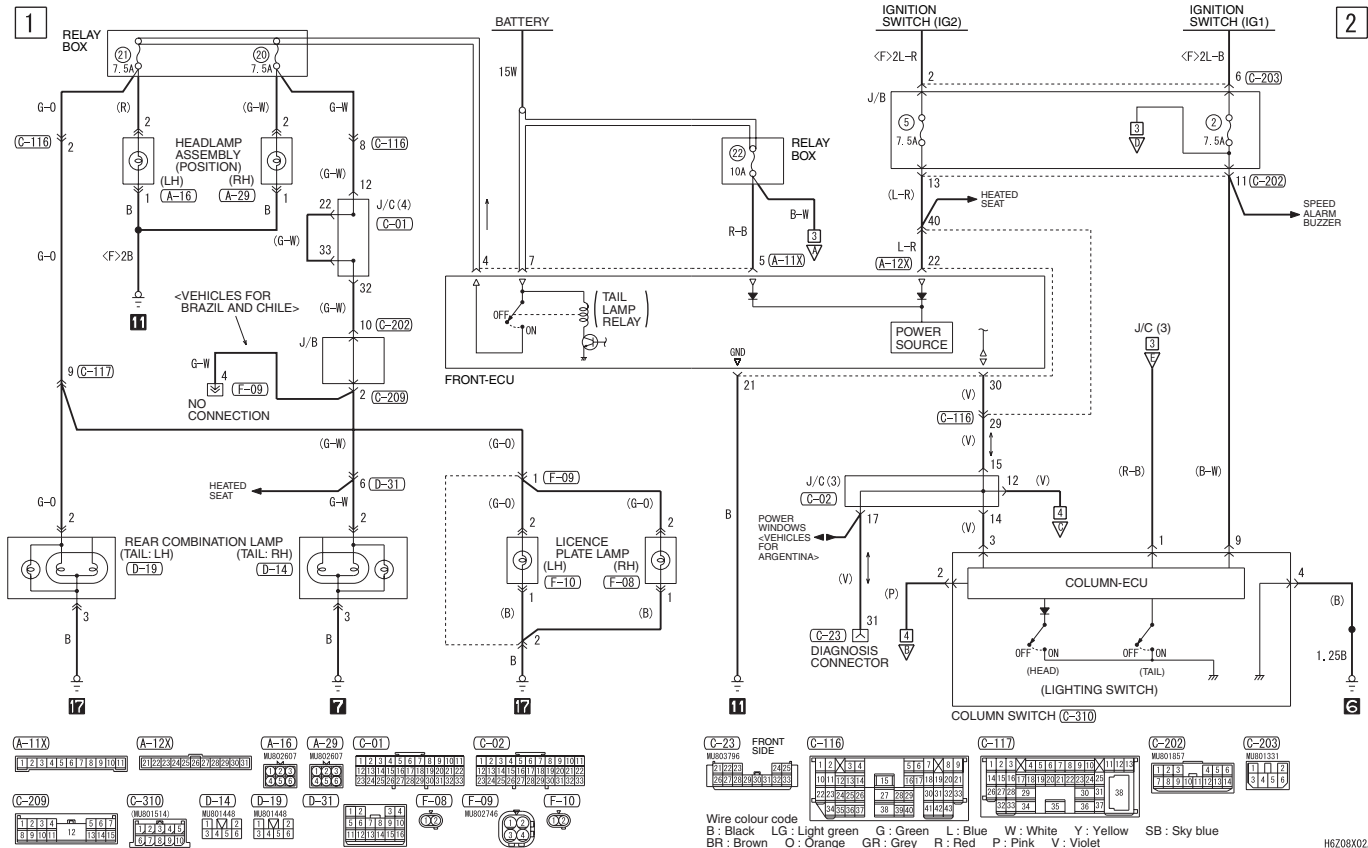


[illegible]

TAIL LAMP, POSITION LAMP, LICENCE PLATE LAMP AND LIGHTING MONITOR BUZZER

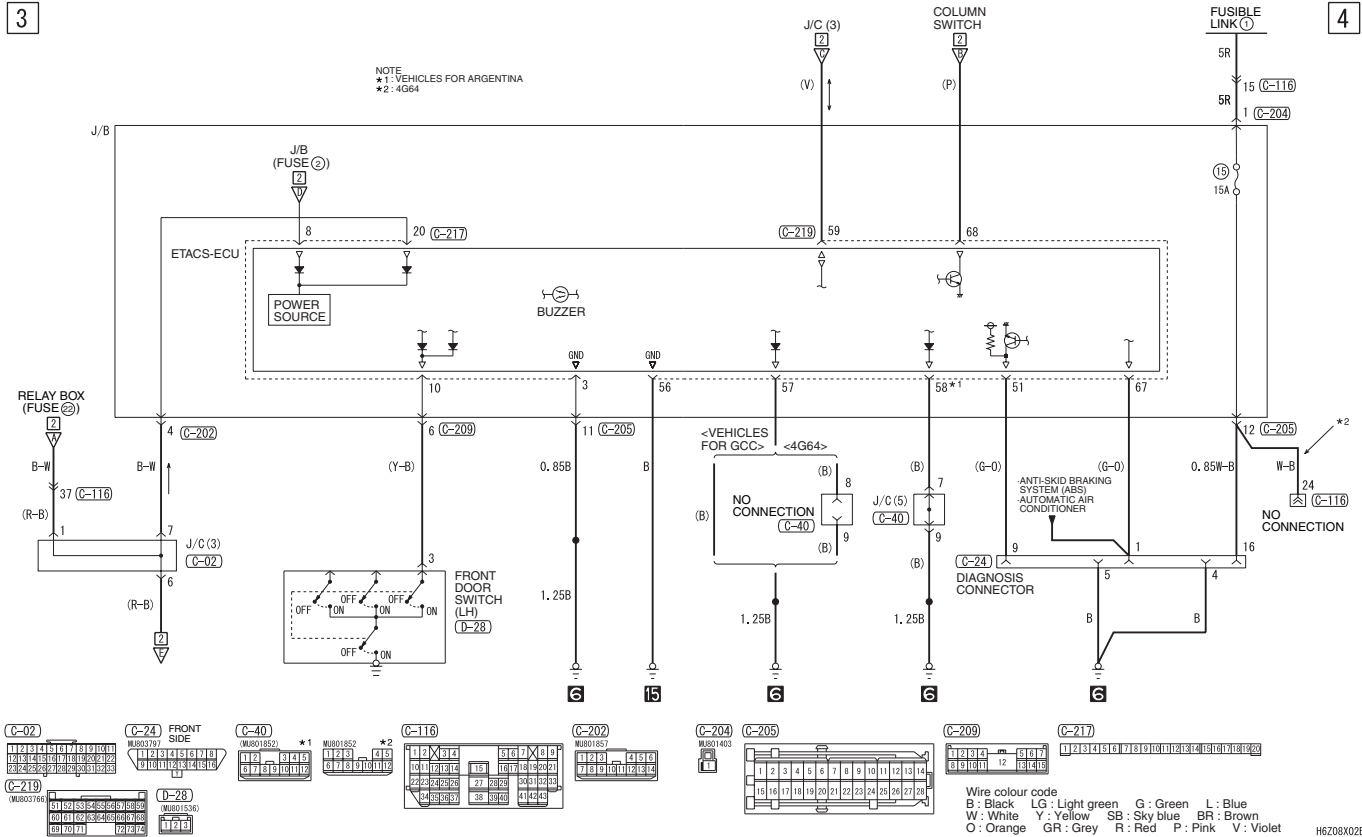
TAIL LAMP, POSITION LAMP, LICENCE PLATE LAMP AND LIGHTING MONITOR BUZZER <L.H. drive vehicles>

M1901001700851



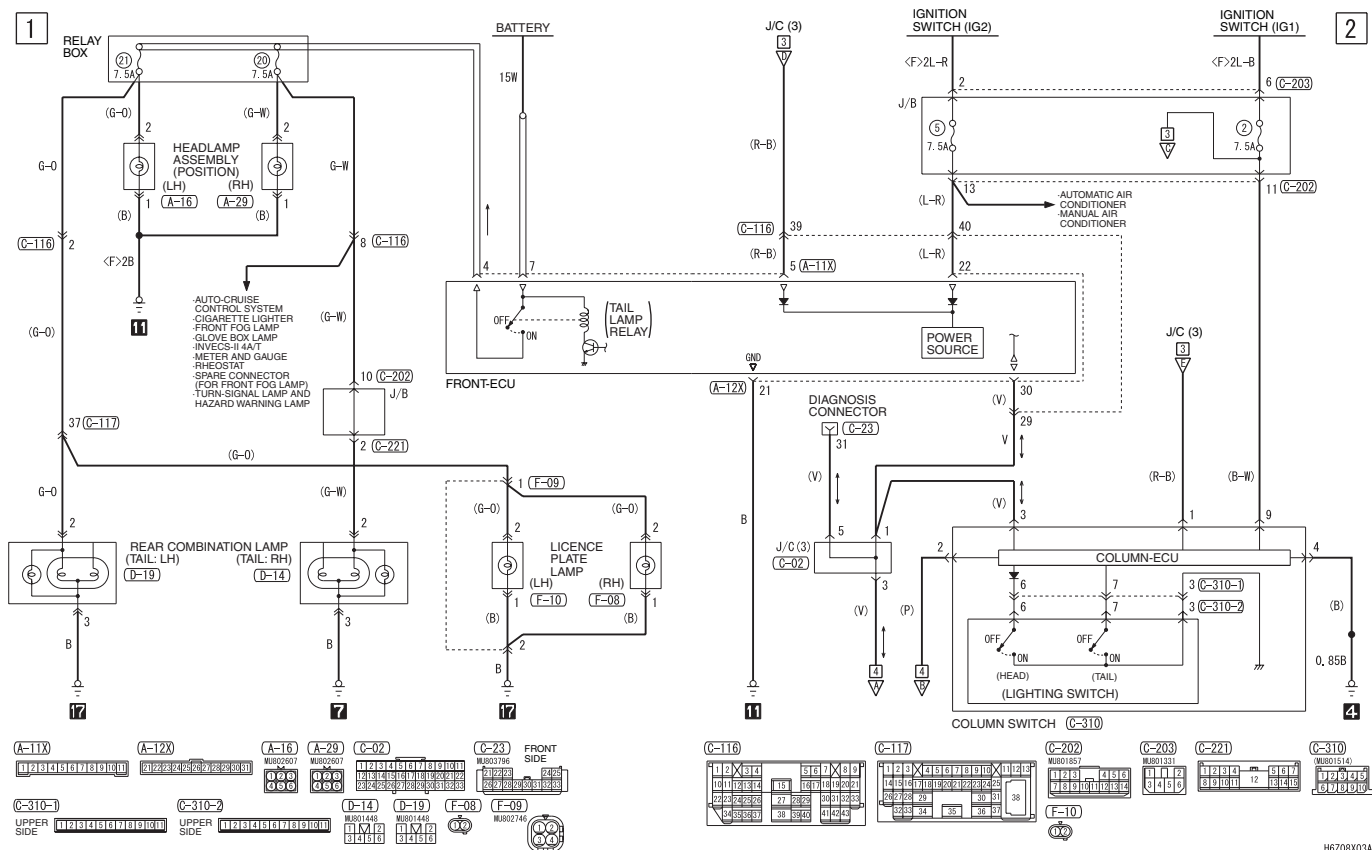
H6708X02AC

TAIL LAMP, POSITION LAMP, LICENCE PLATE LAMP AND LIGHTING MONITOR BUZZER <L.H. drive vehicles> (CONTINUED)



TAIL LAMP, POSITION LAMP, LICENCE PLATE LAMP AND LIGHTING MONITOR BUZZER <R.H. drive vehicles>

M1901001700862



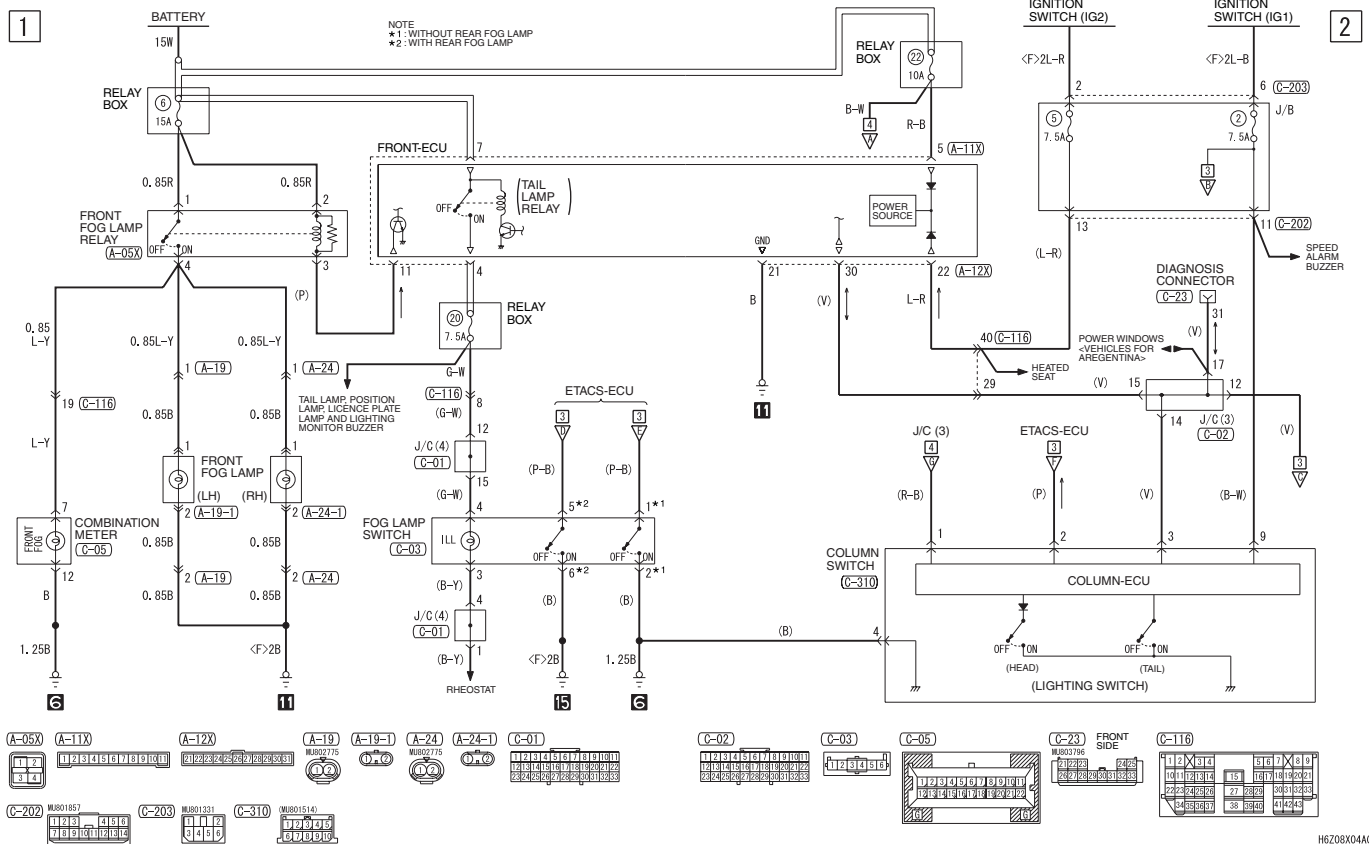
H6Z08X03AC

[illegible]

FRONT FOG LAMP

FRONT FOG LAMP <L.H. drive vehicles>

M1901011900704

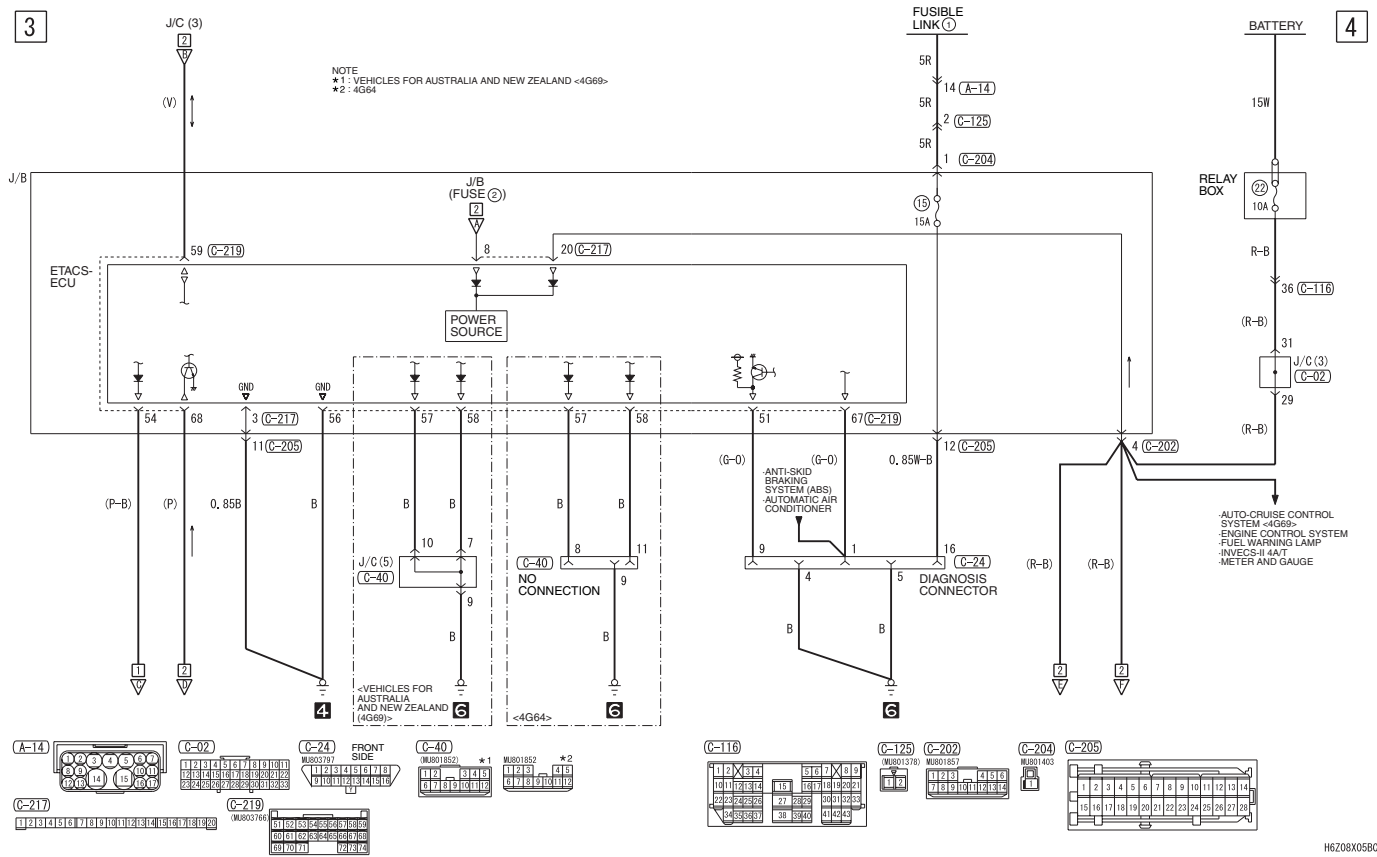


[illegible]

M1901011900715



FRONT FOG LAMP <R.H. drive vehicles> (CONTINUED)



REAR FOG LAMP <Vehicles for Argentina>

[illegible]

**FRONT ROOM LAMP, REAR ROOM LAMP
AND IGNITION KEY CYLINDER
ILLUMINATION LAMP <L.H. drive vehicles
without keyless entry system>**

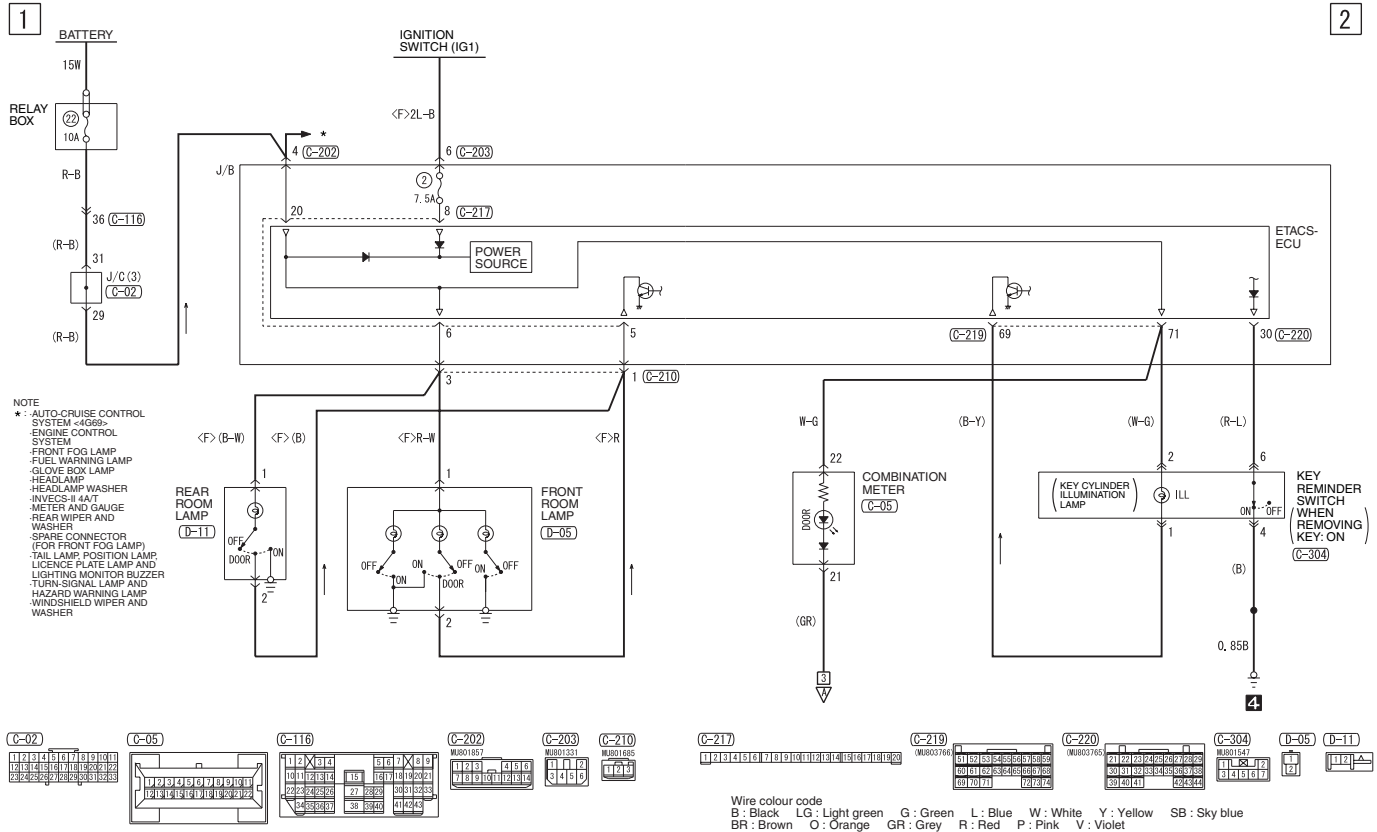
2



[illegible]

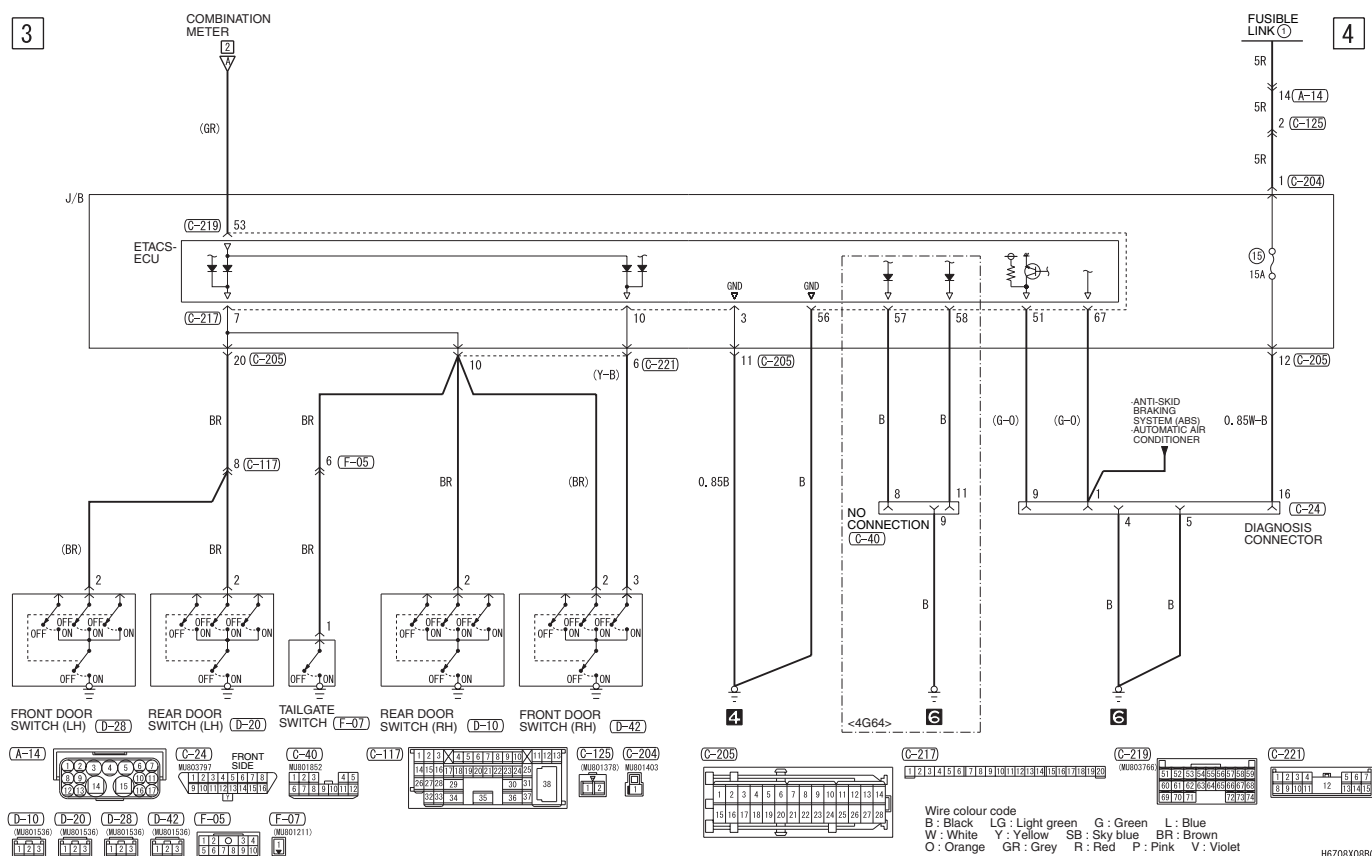
FRONT ROOM LAMP, REAR ROOM LAMP AND IGNITION KEY CYLINDER ILLUMINATION LAMP <R.H. drive vehicles without keyless entry system>

M1901019800314



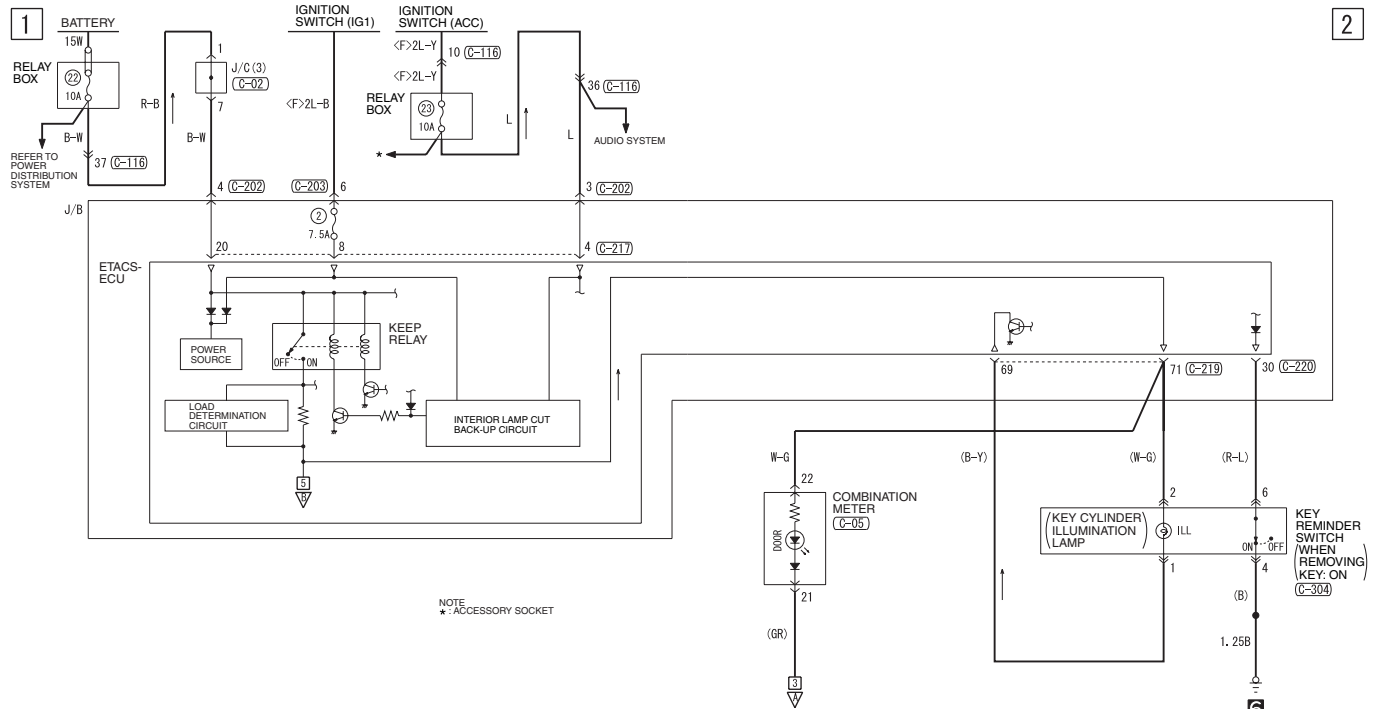
H6208X08AC

FRONT ROOM LAMP, REAR ROOM LAMP AND IGNITION KEY CYLINDER ILLUMINATION LAMP <R.H. drive vehicles without keyless entry system> (CONTINUED)



FRONT ROOM LAMP, REAR ROOM LAMP AND IGNITION KEY CYLINDER ILLUMINATION LAMP <L.H. drive vehicles with keyless entry system>

M1901019800325



C-02
1 2 3 4 5 6 7 8 9 10 11 12 13 14 15
16 17 18 19 20 21 22 23 24 25 26 27 28 29 30
31 32 33 34 35 36 37 38 39 40 41 42 43 44 45
46 47 48 49 50 51 52 53 54 55 56 57 58 59 60

C-05
1 2 3 4 5 6 7 8 9 10 11 12 13 14 15 16 17 18 19 20 21 22 23 24 25 26 27 28 29 30
31 32 33 34 35 36 37 38 39 40 41 42 43 44 45 46 47 48 49 50 51 52 53 54 55 56 57 58 59 60
61 62 63 64 65 66 67 68 69 70 71 72 73 74 75 76 77 78 79 80 81 82 83 84 85 86 87 88 89 90
91 92 93 94 95 96 97 98 99 100 101 102 103 104 105 106 107 108 109 110 111 112 113 114 115 116 117 118 119 120

C-116
1 2 3 4 5 6 7 8 9 10 11 12 13 14 15 16 17 18 19 20 21 22 23 24 25 26 27 28 29 30
31 32 33 34 35 36 37 38 39 40 41 42 43 44 45 46 47 48 49 50 51 52 53 54 55 56 57 58 59 60
61 62 63 64 65 66 67 68 69 70 71 72 73 74 75 76 77 78 79 80 81 82 83 84 85 86 87 88 89 90
91 92 93 94 95 96 97 98 99 100 101 102 103 104 105 106 107 108 109 110 111 112 113 114 115 116 117 118 119 120

C-202
1 2 3 4 5 6 7 8 9 10 11 12 13 14 15 16 17 18 19 20 21 22 23 24 25 26 27 28 29 30
31 32 33 34 35 36 37 38 39 40 41 42 43 44 45 46 47 48 49 50 51 52 53 54 55 56 57 58 59 60
61 62 63 64 65 66 67 68 69 70 71 72 73 74 75 76 77 78 79 80 81 82 83 84 85 86 87 88 89 90
91 92 93 94 95 96 97 98 99 100 101 102 103 104 105 106 107 108 109 110 111 112 113 114 115 116 117 118 119 120

C-203
1 2 3 4 5 6 7 8 9 10 11 12 13 14 15 16 17 18 19 20 21 22 23 24 25 26 27 28 29 30
31 32 33 34 35 36 37 38 39 40 41 42 43 44 45 46 47 48 49 50 51 52 53 54 55 56 57 58 59 60
61 62 63 64 65 66 67 68 69 70 71 72 73 74 75 76 77 78 79 80 81 82 83 84 85 86 87 88 89 90
91 92 93 94 95 96 97 98 99 100 101 102 103 104 105 106 107 108 109 110 111 112 113 114 115 116 117 118 119 120

C-217
1 2 3 4 5 6 7 8 9 10 11 12 13 14 15 16 17 18 19 20 21 22 23 24 25 26 27 28 29 30
31 32 33 34 35 36 37 38 39 40 41 42 43 44 45 46 47 48 49 50 51 52 53 54 55 56 57 58 59 60
61 62 63 64 65 66 67 68 69 70 71 72 73 74 75 76 77 78 79 80 81 82 83 84 85 86 87 88 89 90
91 92 93 94 95 96 97 98 99 100 101 102 103 104 105 106 107 108 109 110 111 112 113 114 115 116 117 118 119 120

C-219
1 2 3 4 5 6 7 8 9 10 11 12 13 14 15 16 17 18 19 20 21 22 23 24 25 26 27 28 29 30
31 32 33 34 35 36 37 38 39 40 41 42 43 44 45 46 47 48 49 50 51 52 53 54 55 56 57 58 59 60
61 62 63 64 65 66 67 68 69 70 71 72 73 74 75 76 77 78 79 80 81 82 83 84 85 86 87 88 89 90
91 92 93 94 95 96 97 98 99 100 101 102 103 104 105 106 107 108 109 110 111 112 113 114 115 116 117 118 119 120

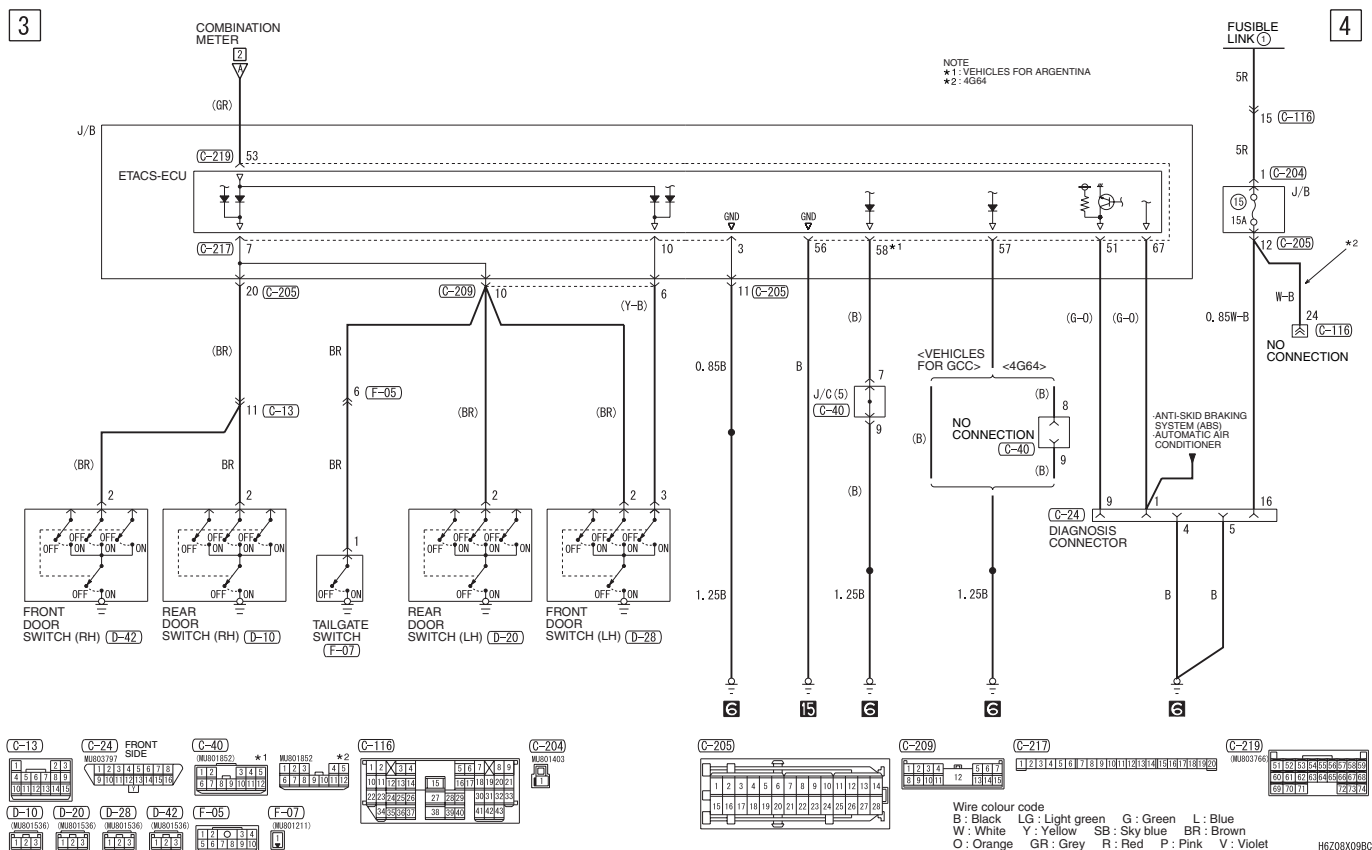
C-220
1 2 3 4 5 6 7 8 9 10 11 12 13 14 15 16 17 18 19 20 21 22 23 24 25 26 27 28 29 30
31 32 33 34 35 36 37 38 39 40 41 42 43 44 45 46 47 48 49 50 51 52 53 54 55 56 57 58 59 60
61 62 63 64 65 66 67 68 69 70 71 72 73 74 75 76 77 78 79 80 81 82 83 84 85 86 87 88 89 90
91 92 93 94 95 96 97 98 99 100 101 102 103 104 105 106 107 108 109 110 111 112 113 114 115 116 117 118 119 120

C-304
1 2 3 4 5 6 7 8 9 10 11 12 13 14 15 16 17 18 19 20 21 22 23 24 25 26 27 28 29 30
31 32 33 34 35 36 37 38 39 40 41 42 43 44 45 46 47 48 49 50 51 52 53 54 55 56 57 58 59 60
61 62 63 64 65 66 67 68 69 70 71 72 73 74 75 76 77 78 79 80 81 82 83 84 85 86 87 88 89 90
91 92 93 94 95 96 97 98 99 100 101 102 103 104 105 106 107 108 109 110 111 112 113 114 115 116 117 118 119 120

Wire colour code
 B : Black LG : Light green G : Green L : Blue W : White Y : Yellow SB : Sky blue
 BR : Brown O : Orange GR : Grey R : Red P : Pink V : Violet

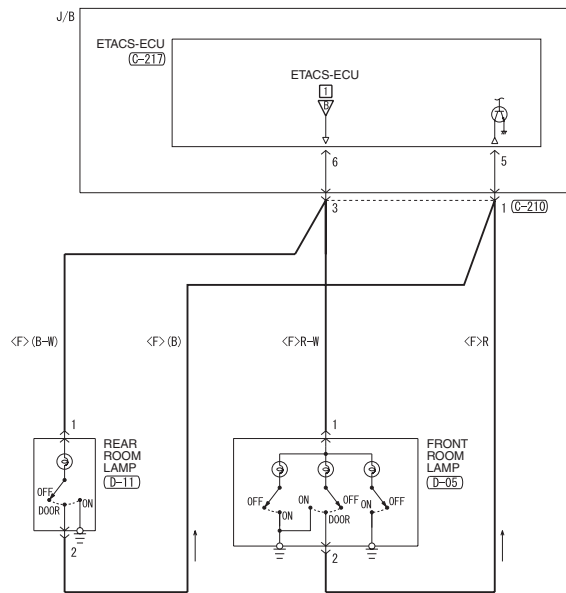
H6Z08X09AC

FRONT ROOM LAMP, REAR ROOM LAMP AND IGNITION KEY CYLINDER ILLUMINATION LAMP <L.H. drive vehicles with keyless entry system> (CONTINUED)



FRONT ROOM LAMP, REAR ROOM LAMP AND IGNITION KEY CYLINDER ILLUMINATION LAMP <L.H. drive vehicles with keyless entry system> (CONTINUED)

5

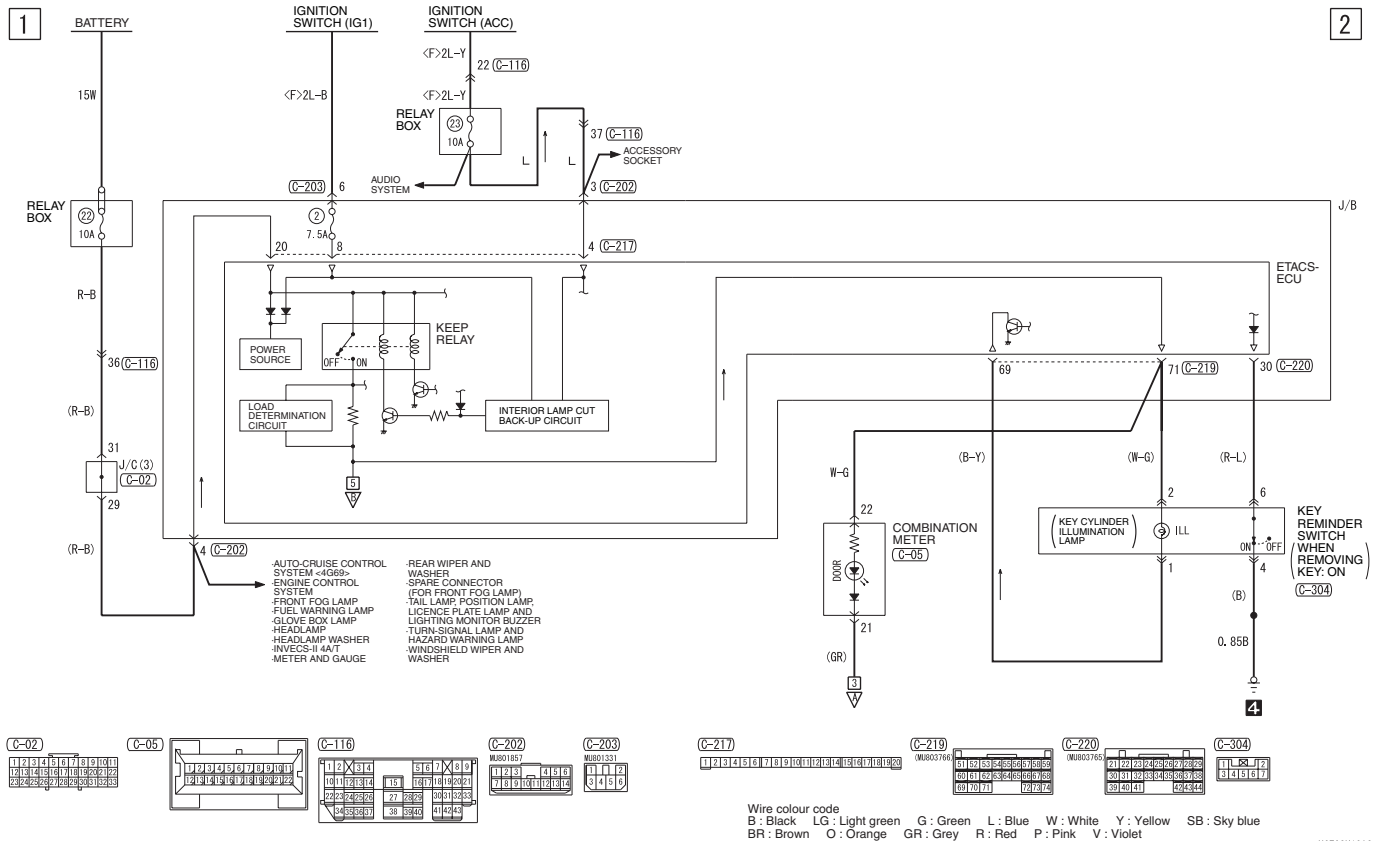


Wire colour code
 B : Black LG : Light green G : Green L : Blue W : White Y : Yellow SB : Sky blue
 BR : Brown O : Orange GR : Grey R : Red P : Pink V : Violet

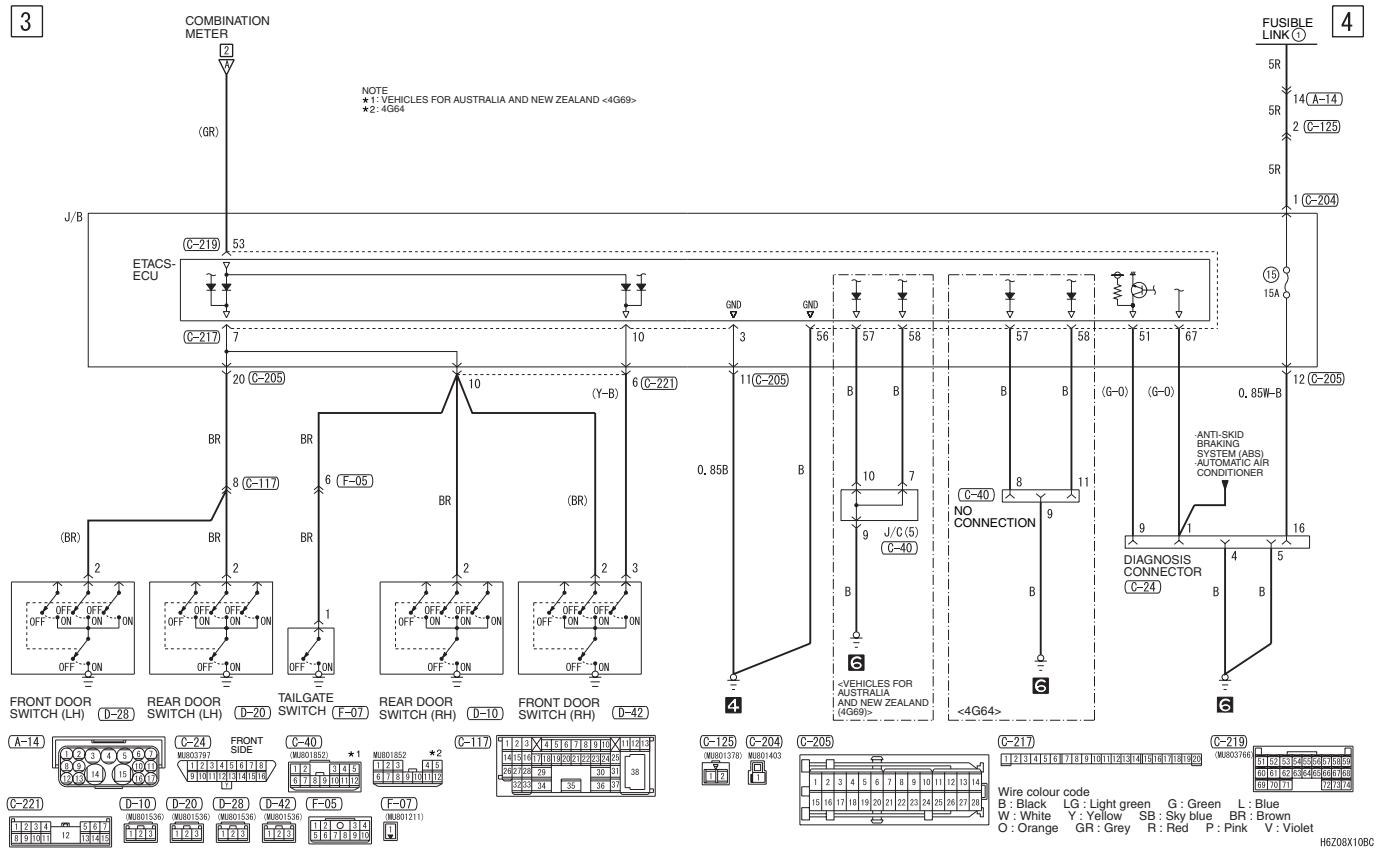
H6Z08X09CC

FRONT ROOM LAMP, REAR ROOM LAMP AND IGNITION KEY CYLINDER ILLUMINATION LAMP <R.H. drive vehicles with keyless entry system>

M1901023200092

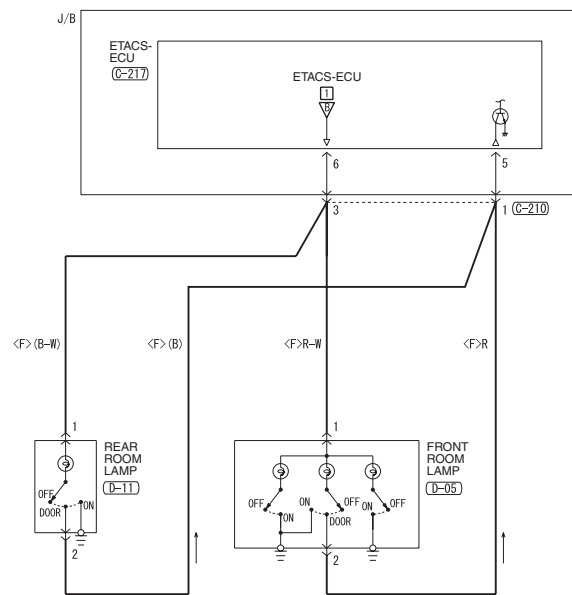


FRONT ROOM LAMP, REAR ROOM LAMP AND IGNITION KEY CYLINDER ILLUMINATION LAMP <R.H. drive vehicles with keyless entry system> (CONTINUED)



FRONT ROOM LAMP, REAR ROOM LAMP AND IGNITION KEY CYLINDER ILLUMINATION LAMP <R.H. drive vehicles with keyless entry system> (CONTINUED)

5



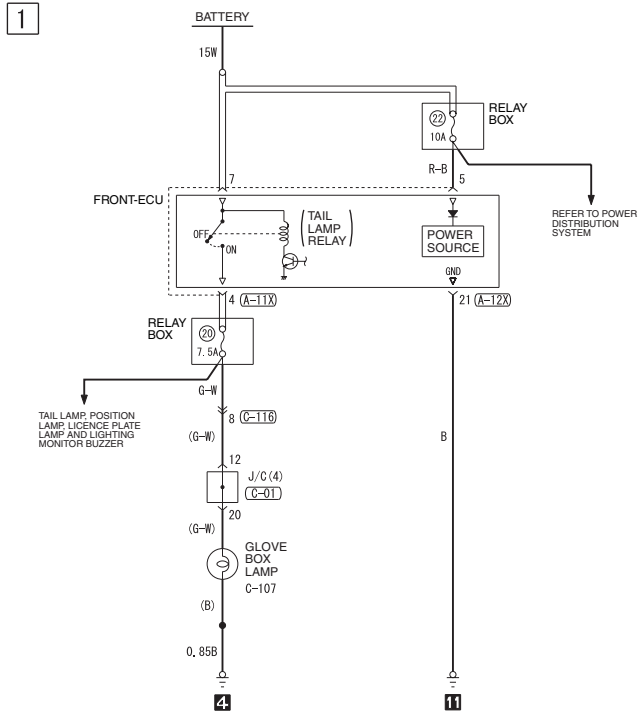
Wire colour code
B : Black LG : Light green G : Green L : Blue W : White Y : Yellow SB : Sky blue
BR : Brown O : Orange GR : Grey R : Red P : Pink V : Violet

H6Z08X10CC

GLOVE BOX LAMP

GLOVE BOX LAMP <L.H. drive vehicles>

M1901002200901



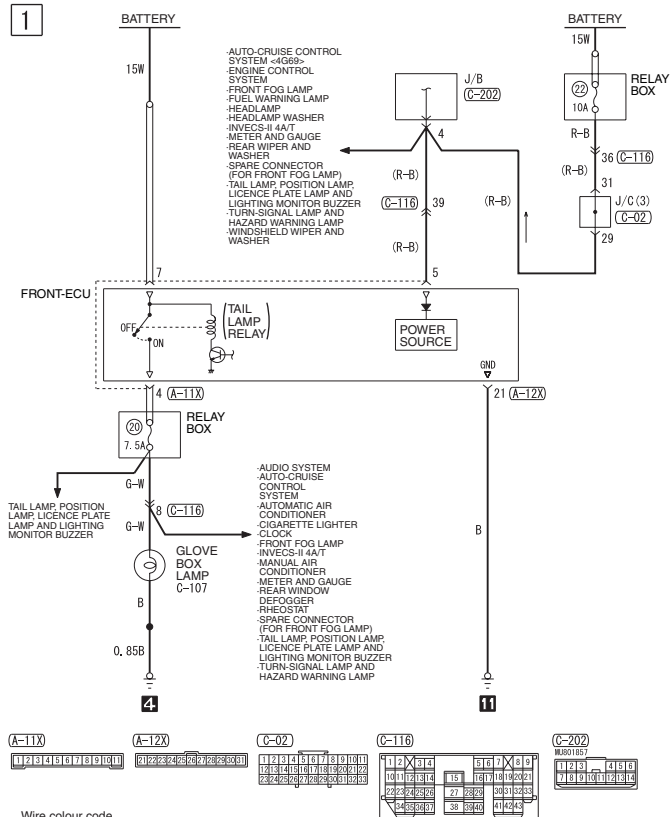
(A-11X)	(A-12X)	(C-01)	(C-116)
1 2 3 4 5 6 7 8 9 10 11	12 13 14 15 16 17 18 19 20 21	22 23 24 25 26 27 28 29 30 31	32 33 34 35 36 37 38 39 40 41 42 43

Wire colour code
B : Black LG : Light green G : Green L : Blue
W : White Y : Yellow SB : Sky blue BR : Brown
O : Orange GR : Grey R : Red P : Pink V : Violet

H6Z08X11AC

GLOVE BOX LAMP <R.H. drive vehicles>

M1901002200912



Wire colour code

B: Black LG: Light green G: Green L: Blue W: White Y: Yellow SB: Sky blue
BR: Brown O: Orange GR: Grey R: Red P: Pink V: Violet

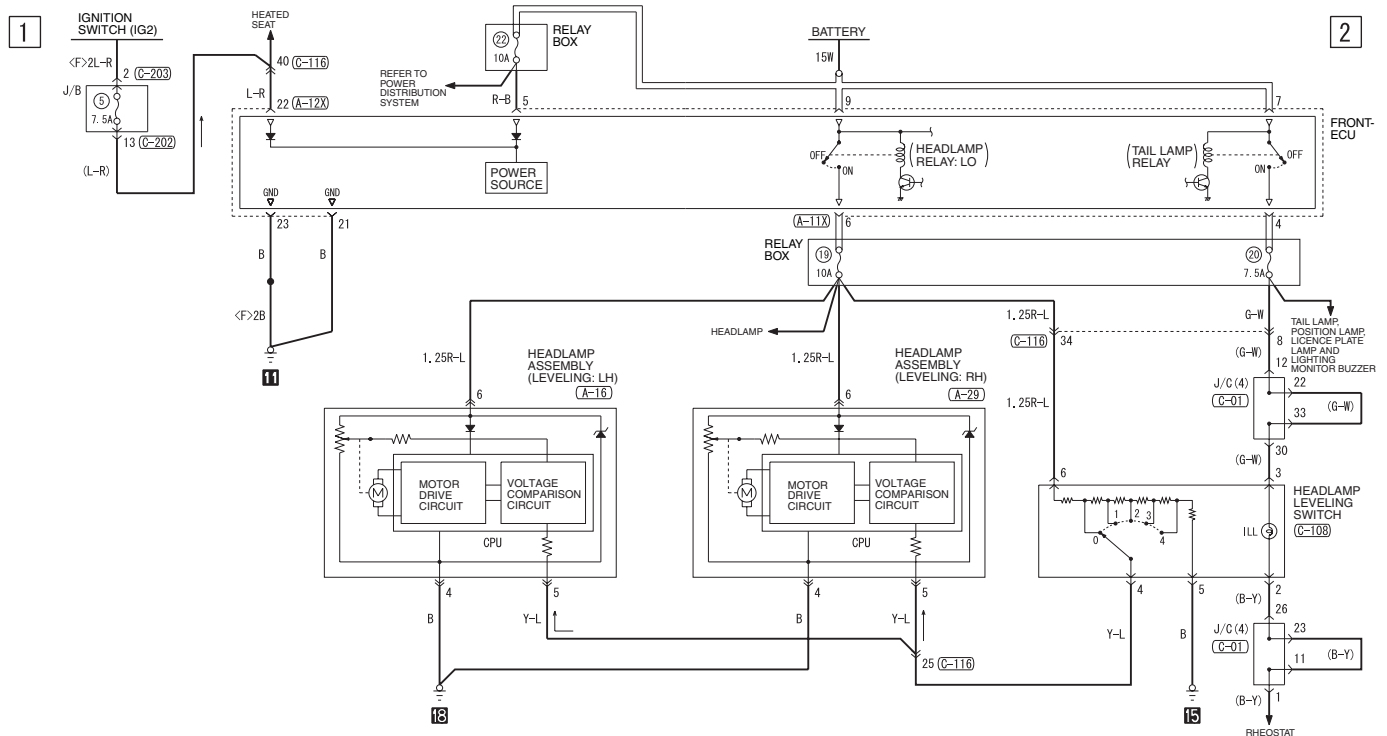
H6Z08X12AC

HEADLAMP LEVELLING SYSTEM

HEADLAMP LEVELLING SYSTEM

<Vehicles for Argentina and GCC>

M1901012500679



A-11X	A-12X	A-16	A-29	C-01	C-108
1 2 3 4 5 6 7 8 9 10 11	20 21 22 23 24 25 26 27 28 29 30	1 2 3 4 5 6 7 8 9 10 11 12 13 14 15 16 17 18 19 20 21 22 23 24 25 26 27 28 29 30 31 32 33 34 35 36 37 38 39 40 41 42 43 44 45 46 47 48 49 50 51 52 53 54 55 56 57 58 59 60 61 62 63 64 65 66 67 68 69 70 71 72 73 74 75 76 77 78 79 80 81 82 83 84 85 86 87 88 89 90 91 92 93 94 95 96 97 98 99 100	1 2 3 4 5 6 7 8 9 10 11 12 13 14 15 16 17 18 19 20 21 22 23 24 25 26 27 28 29 30 31 32 33 34 35 36 37 38 39 40 41 42 43 44 45 46 47 48 49 50 51 52 53 54 55 56 57 58 59 60 61 62 63 64 65 66 67 68 69 70 71 72 73 74 75 76 77 78 79 80 81 82 83 84 85 86 87 88 89 90 91 92 93 94 95 96 97 98 99 100	1 2 3 4 5 6 7 8 9 10 11 12 13 14 15 16 17 18 19 20 21 22 23 24 25 26 27 28 29 30 31 32 33 34 35 36 37 38 39 40 41 42 43 44 45 46 47 48 49 50 51 52 53 54 55 56 57 58 59 60 61 62 63 64 65 66 67 68 69 70 71 72 73 74 75 76 77 78 79 80 81 82 83 84 85 86 87 88 89 90 91 92 93 94 95 96 97 98 99 100	1 2 3 4 5 6 7 8 9 10 11 12 13 14 15 16 17 18 19 20 21 22 23 24 25 26 27 28 29 30 31 32 33 34 35 36 37 38 39 40 41 42 43 44 45 46 47 48 49 50 51 52 53 54 55 56 57 58 59 60 61 62 63 64 65 66 67 68 69 70 71 72 73 74 75 76 77 78 79 80 81 82 83 84 85 86 87 88 89 90 91 92 93 94 95 96 97 98 99 100

C-116	C-202	C-203
1 2 3 4 5 6 7 8 9 10 11 12 13 14 15 16 17 18 19 20 21 22 23 24 25 26 27 28 29 30 31 32 33 34 35 36 37 38 39 40 41 42 43 44 45 46 47 48 49 50 51 52 53 54 55 56 57 58 59 60 61 62 63 64 65 66 67 68 69 70 71 72 73 74 75 76 77 78 79 80 81 82 83 84 85 86 87 88 89 90 91 92 93 94 95 96 97 98 99 100	1 2 3 4 5 6 7 8 9 10 11 12 13 14 15 16 17 18 19 20 21 22 23 24 25 26 27 28 29 30 31 32 33 34 35 36 37 38 39 40 41 42 43 44 45 46 47 48 49 50 51 52 53 54 55 56 57 58 59 60 61 62 63 64 65 66 67 68 69 70 71 72 73 74 75 76 77 78 79 80 81 82 83 84 85 86 87 88 89 90 91 92 93 94 95 96 97 98 99 100	1 2 3 4 5 6 7 8 9 10 11 12 13 14 15 16 17 18 19 20 21 22 23 24 25 26 27 28 29 30 31 32 33 34 35 36 37 38 39 40 41 42 43 44 45 46 47 48 49 50 51 52 53 54 55 56 57 58 59 60 61 62 63 64 65 66 67 68 69 70 71 72 73 74 75 76 77 78 79 80 81 82 83 84 85 86 87 88 89 90 91 92 93 94 95 96 97 98 99 100

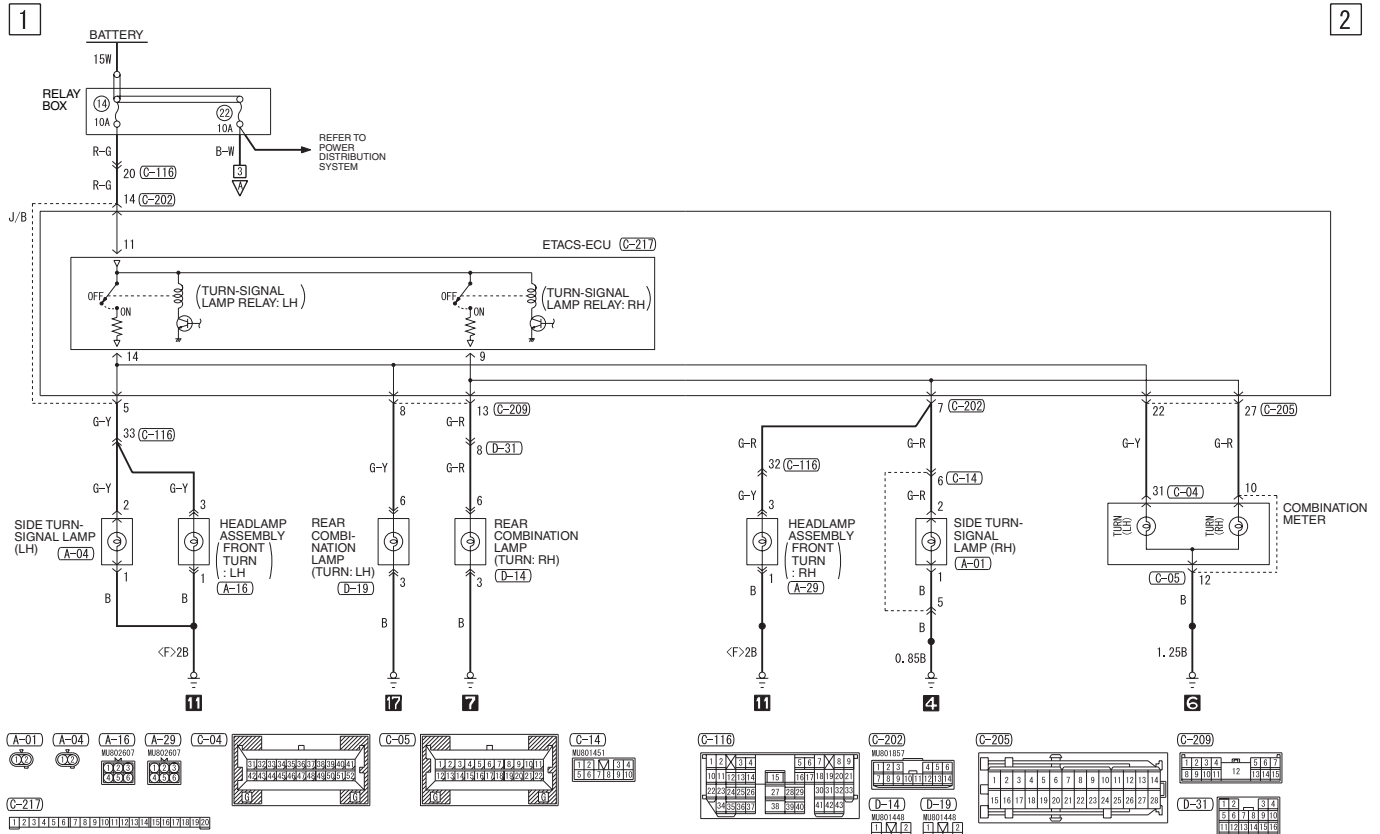
Wire colour code
B : Black LG : Light green G : Green L : Blue
W : White Y : Yellow SB : Sky blue BR : Brown
O : Orange GR : Grey R : Red P : Pink V : Violet

H6208X13AC

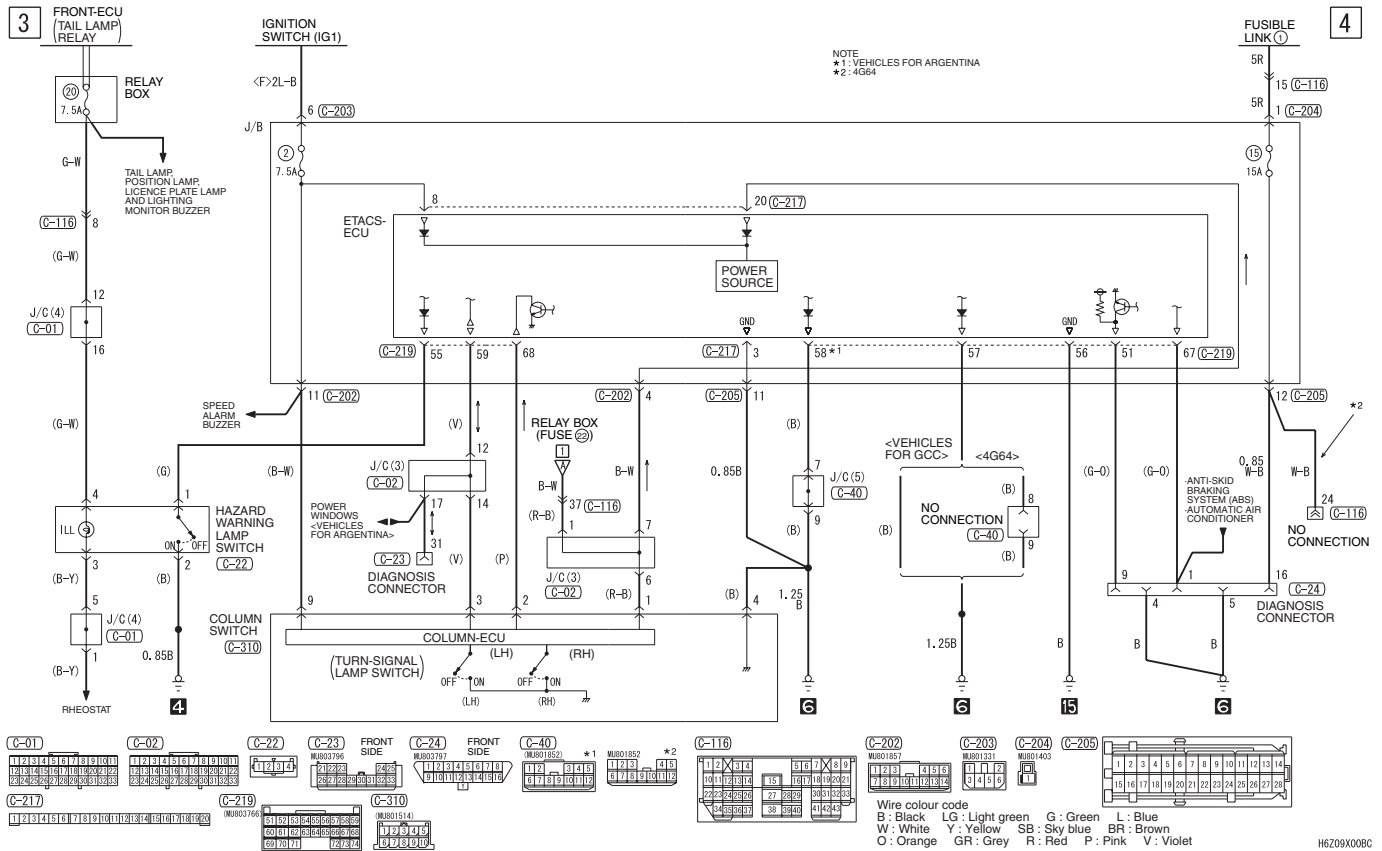
TURN-SIGNAL LAMP AND HAZARD WARNING LAMP

TURN-SIGNAL LAMP AND HAZARD WARNING LAMP <L.H. drive vehicles>

M1901002901743

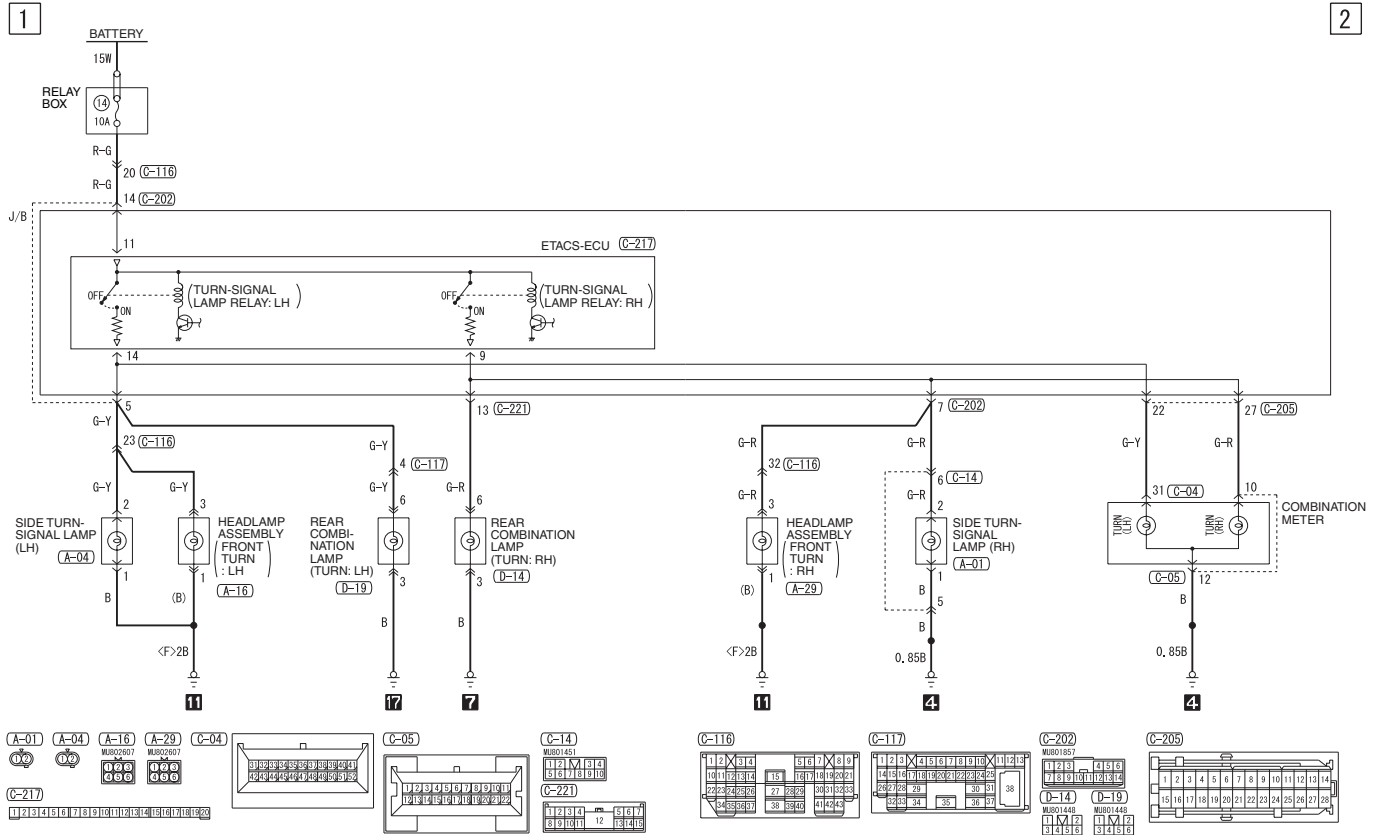


TURN-SIGNAL LAMP AND HAZARD WARNING LAMP <L.H. drive vehicles> (CONTINUED)



TURN-SIGNAL LAMP AND HAZARD
WARNING LAMP <R.H. drive vehicles>

M1901020400161

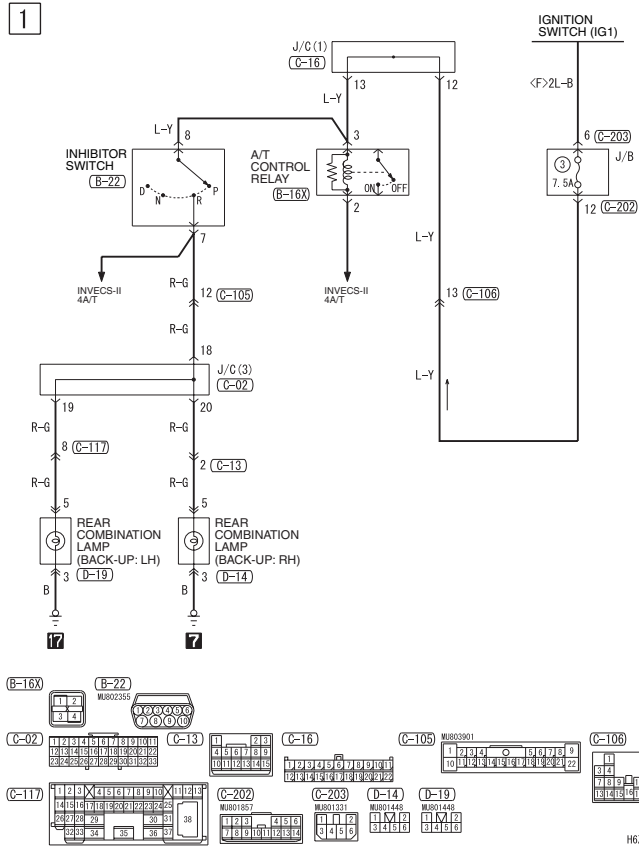


[illegible]

BACK-UP LAMP

BACK-UP LAMP <L.H.drive vehicles>

M1901003101966

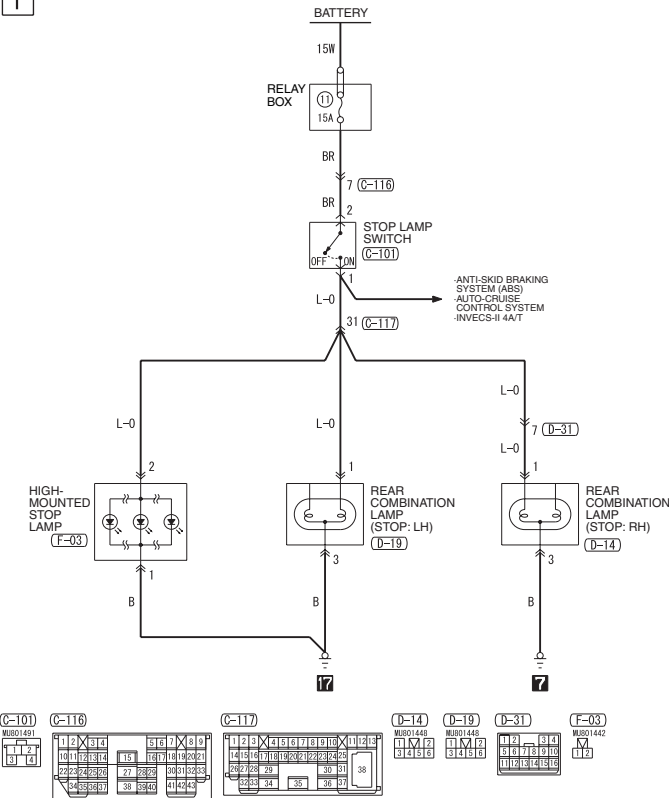


STOP LAMP

STOP LAMP <L.H. drive vehicles>

M1901003001817

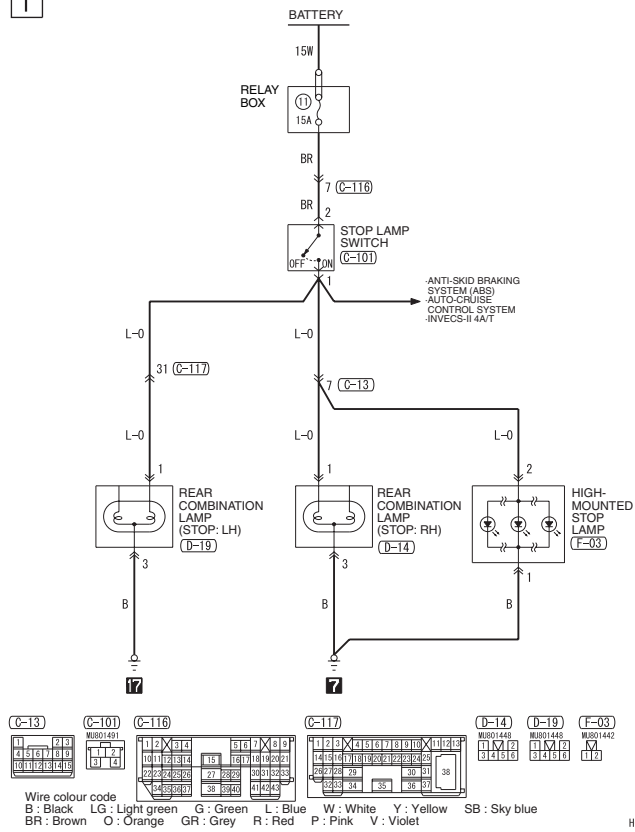
1



STOP LAMP <R.H. drive vehicles>

M1901003001828

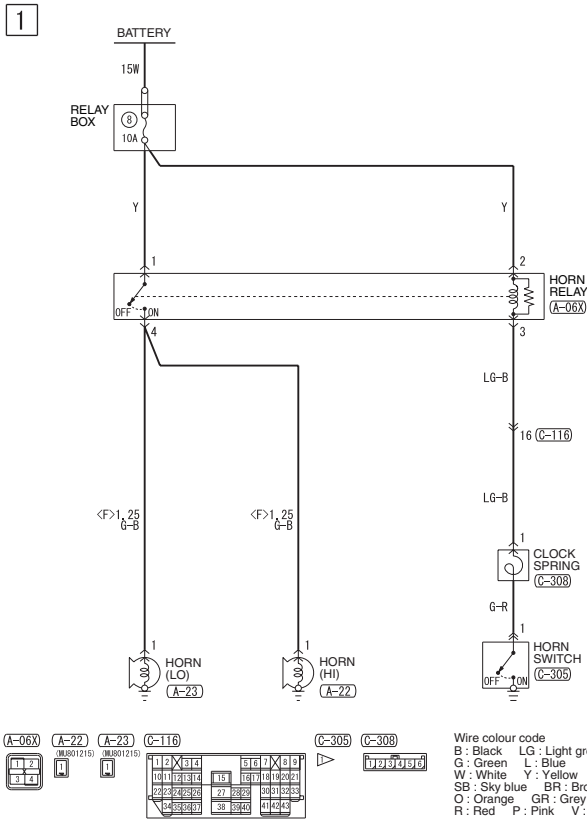
1



H6Z09X05AC

HORN

M1901003301391



METER AND GAUGE <L.H. drive vehicles>

1

FRONT-ECU (TAIL LAMP RELAY)

J/C (4) (C-01)

(G-W)

12

13

38

COMBINATION METER (C-04)

(G-W)

7.5A

RELAY BOX

8 (C-116)

TAIL LAMP POSITION LAMP LICENCE PLATE LAMP AND LIGHTING MONITOR BUZZER

F/GA

TACHO

T/GA

SPEED

CONTROL CIRCUIT

LCD ODO/TRIP

TRIP KNOB

J/C (3)

(R-B)

35

(B-W)

25

42

J/B (FUSE ②)

4

25 (C-205)

12

(C-202)

J/B (FUSE ③)

4

12

(C-106)

L-Y

13

L-Y

12

J/C (1) (C-16)

15

L-Y

3

OUTPUT SHAFT SPEED SENSOR (B-20)

1

2

22

J/C (1) (C-16)

17

B-W

16

(C-112)*3

(C-136)*4

104

(C-109)*3

73

(C-136)*4

5V

NOTE

*1: VEHICLES FOR BRAZIL AND CHILE

*2: EXCEPT FOR BRAZIL AND CHILE

*3: 4G64

*4: 4G69

ENGINE COOLANT TEMPERATURE GAUGE UNIT (B-109)

RHEOSTAT (B-20)

FUEL GAUGE UNIT (B-15)

FUEL GAUGE UNIT (SUB) (B-12)

FUEL PUMP AND GAUGE UNIT (MAIN) (B-16)

ENGINE-A/T-ECU

ENGINE CONTROL SYSTEM IGNITION SYSTEM

W-G

43 (C-111)*3

87 (C-136)*4

W-L

22 (C-105)

23

25

26

J/C (3) (C-02)

W-L

W-L

9

80 (C-110)*3

79 (C-136)*4

46

47

40

41

43

44

45

46

47

48

49

50

51

52

53

54

55

56

57

58

59

60

61

62

63

64

65

66

67

68

69

70

71

72

73

74

75

76

77

78

79

80

81

82

83

84

85

86

87

88

89

90

91

92

93

94

95

96

97

98

99

100

101

102

103

104

105

106

107

108

109

110

111

112

113

114

115

116

117

118

119

120

121

122

123

124

125

126

127

128

129

130

131

132

133

134

135

136

137

138

139

140

141

142

143

144

145

146

147

148

149

150

151

152

153

154

155

156

157

158

159

160

161

162

163

164

165

166

167

168

169

170

171

172

173

174

175

176

177

178

179

180

181

182

183

184

185

186

187

188

189

190

191

192

193

194

195

196

197

198

199

200

201

202

203

204

205

206

207

208

209

210

211

212

213

214

215

216

217

218

219

220

221

222

223

224

225

226

227

228

229

230

231

232

233

234

235

236

237

238

239

240

241

242

243

244

245

246

247

248

249

250

251

252

253

254

255

256

257

258

259

260

261

262

263

264

265

266

267

268

269

270

271

272

273

274

275

276

277

278

279

280

281

282

283

284

285

286

287

288

289

290

291

292

293

294

295

296

297

298

299

300

301

302

303

304

305

306

307

308

309

310

311

312

313

314

315

316

317

318

319

320

321

322

323

324

325

326

327

328

329

330

331

332

333

334

335

336

337

338

339

340

341

342

343

344

345

346

347

348

349

350

351

352

353

354

355

356

357

358

359

360

361

362

363

364

365

366

367

368

369

370

371

372

373

374

375

376

377

378

379

380

381

382

383

384

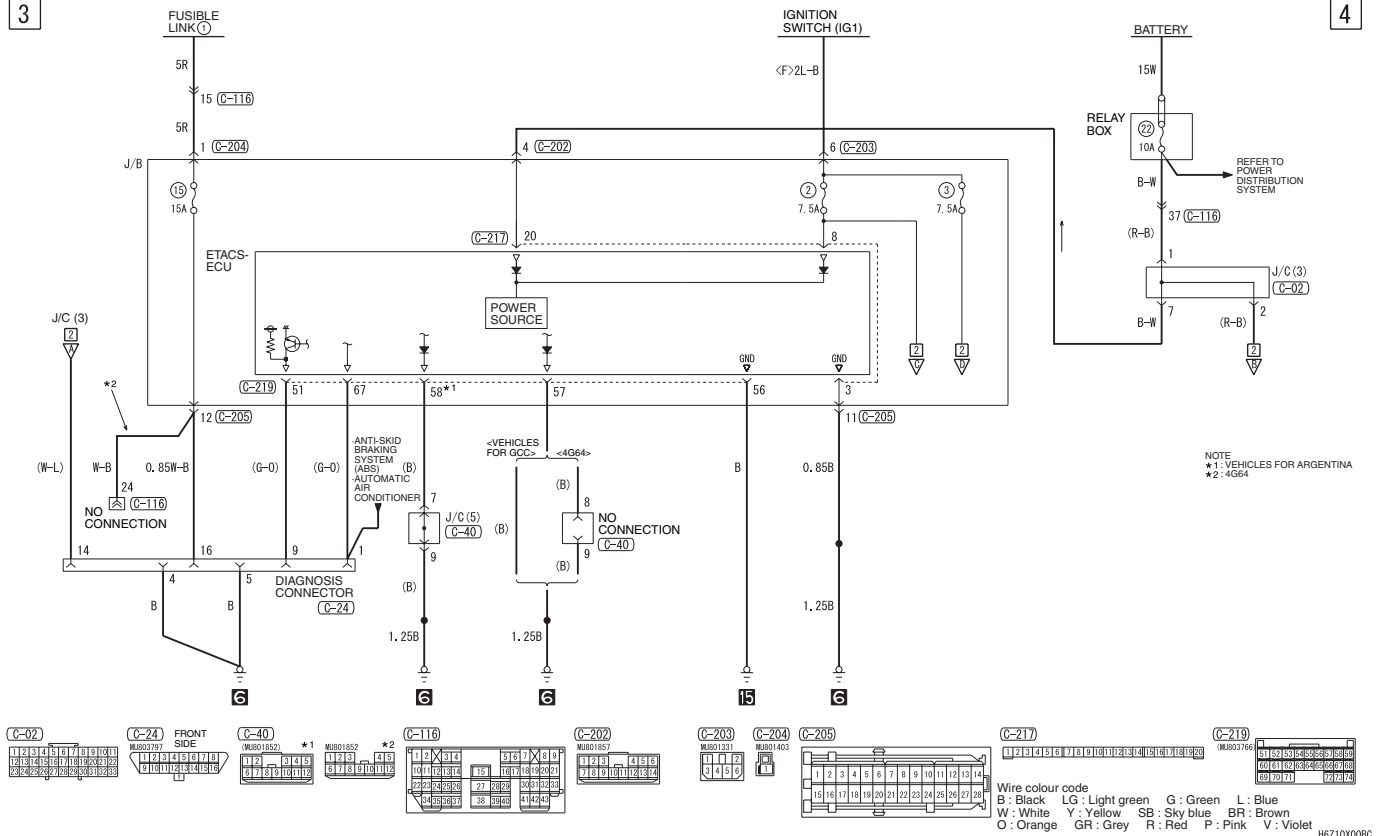
385

386

METER AND GAUGE <L.H. drive vehicles> (CONTINUED)

3

4

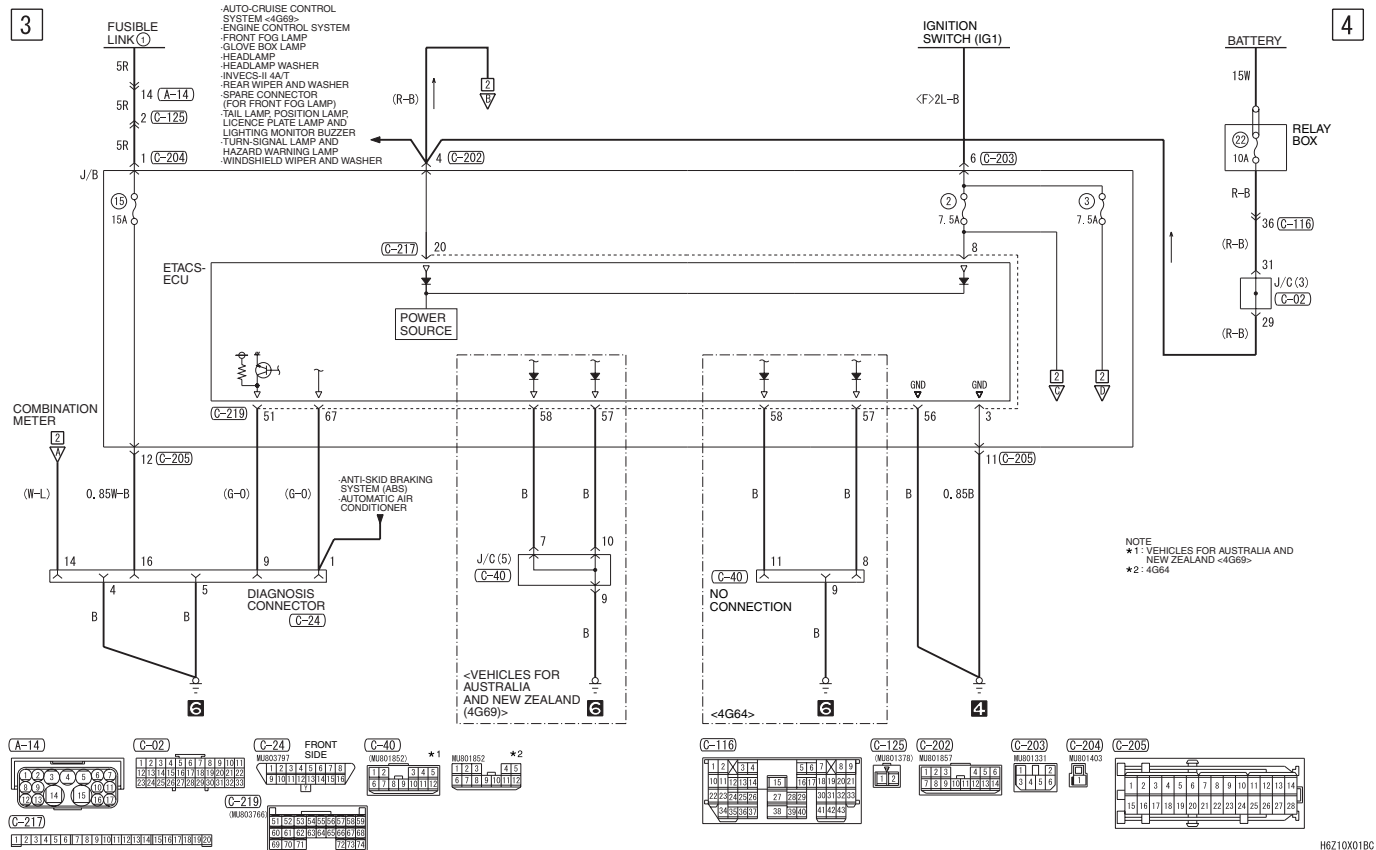


H6Z10X00BC

M1901003502064

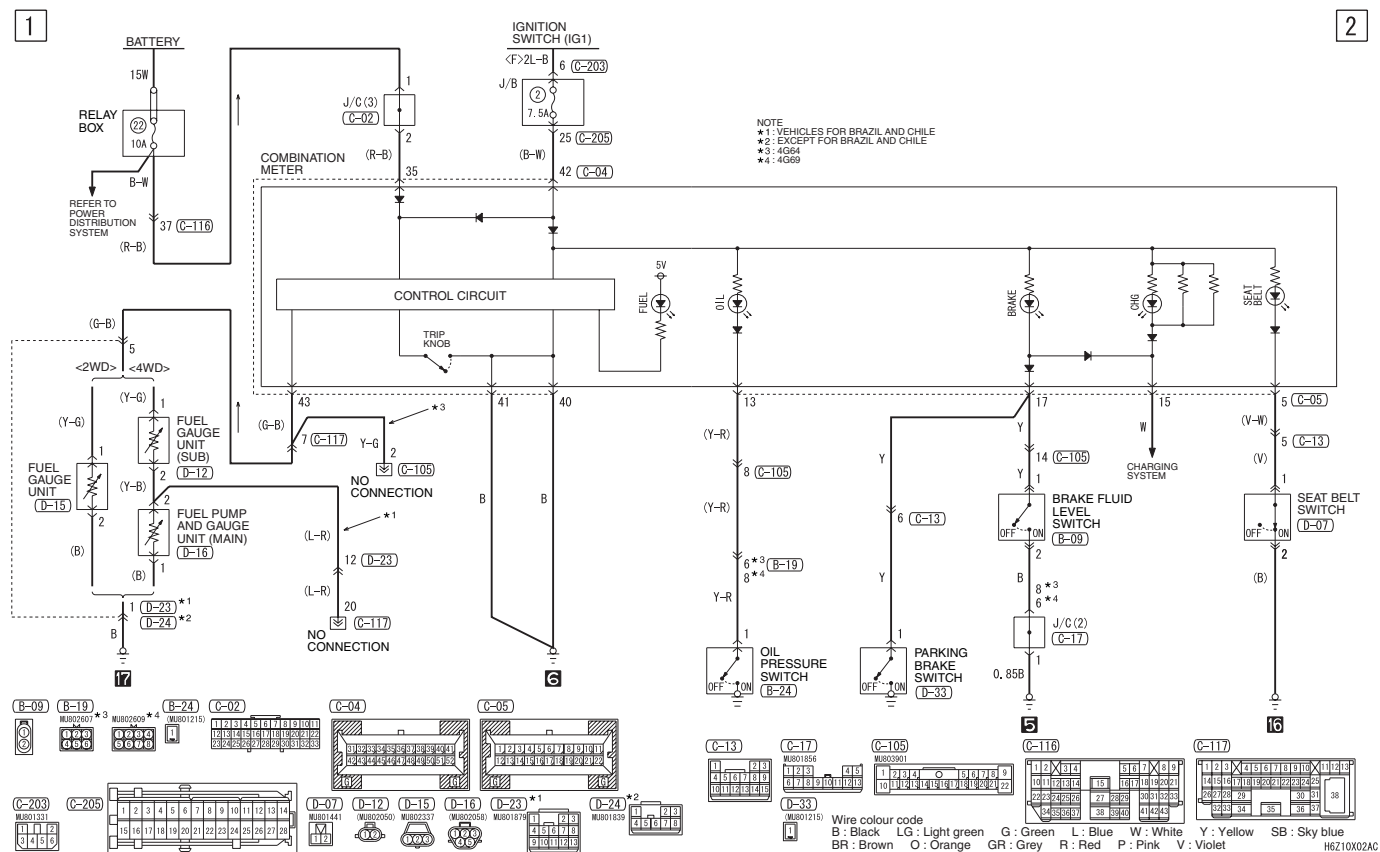


METER AND GAUGE <R.H. drive vehicles> (CONTINUED)



FUEL WARNING LAMP, OIL PRESSURE WARNING LAMP AND BRAKE WARNING LAMP <L.H. drive vehicles> SEAT BELT WARNING LAMP <Vehicles for GCC>

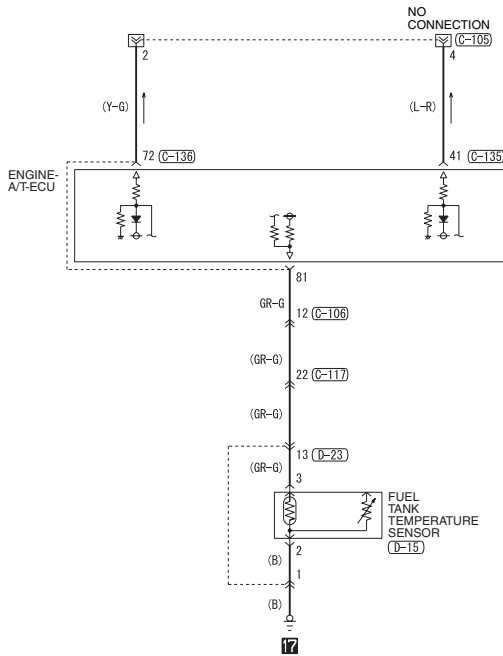
2



FUEL WARNING LAMP, OIL PRESSURE WARNING LAMP AND BRAKE WARNING LAMP <L.H. drive vehicles> SEAT BELT WARNING LAMP <Vehicles for GCC> (CONTINUED)

3

<VEHICLES FOR BRAZIL AND CHILE>



(C-105)

1	2	3	4	5	6	7	8	9	10
11	12	13	14	15	16	17	18	19	20
21	22	23	24	25	26	27	28	29	30

(C-106)

1	2	3	4	5	6	7	8	9	10
11	12	13	14	15	16	17	18	19	20
21	22	23	24	25	26	27	28	29	30

(C-117)

1	2	3	4	5	6	7	8	9	10
11	12	13	14	15	16	17	18	19	20
21	22	23	24	25	26	27	28	29	30

(C-135)

1	2	3	4	5	6	7	8	9	10
11	12	13	14	15	16	17	18	19	20
21	22	23	24	25	26	27	28	29	30

(C-136)

1	2	3	4	5	6	7	8	9	10
11	12	13	14	15	16	17	18	19	20
21	22	23	24	25	26	27	28	29	30

(D-15)

1	2	3	4	5	6	7	8	9	10
11	12	13	14	15	16	17	18	19	20
21	22	23	24	25	26	27	28	29	30

(D-23)

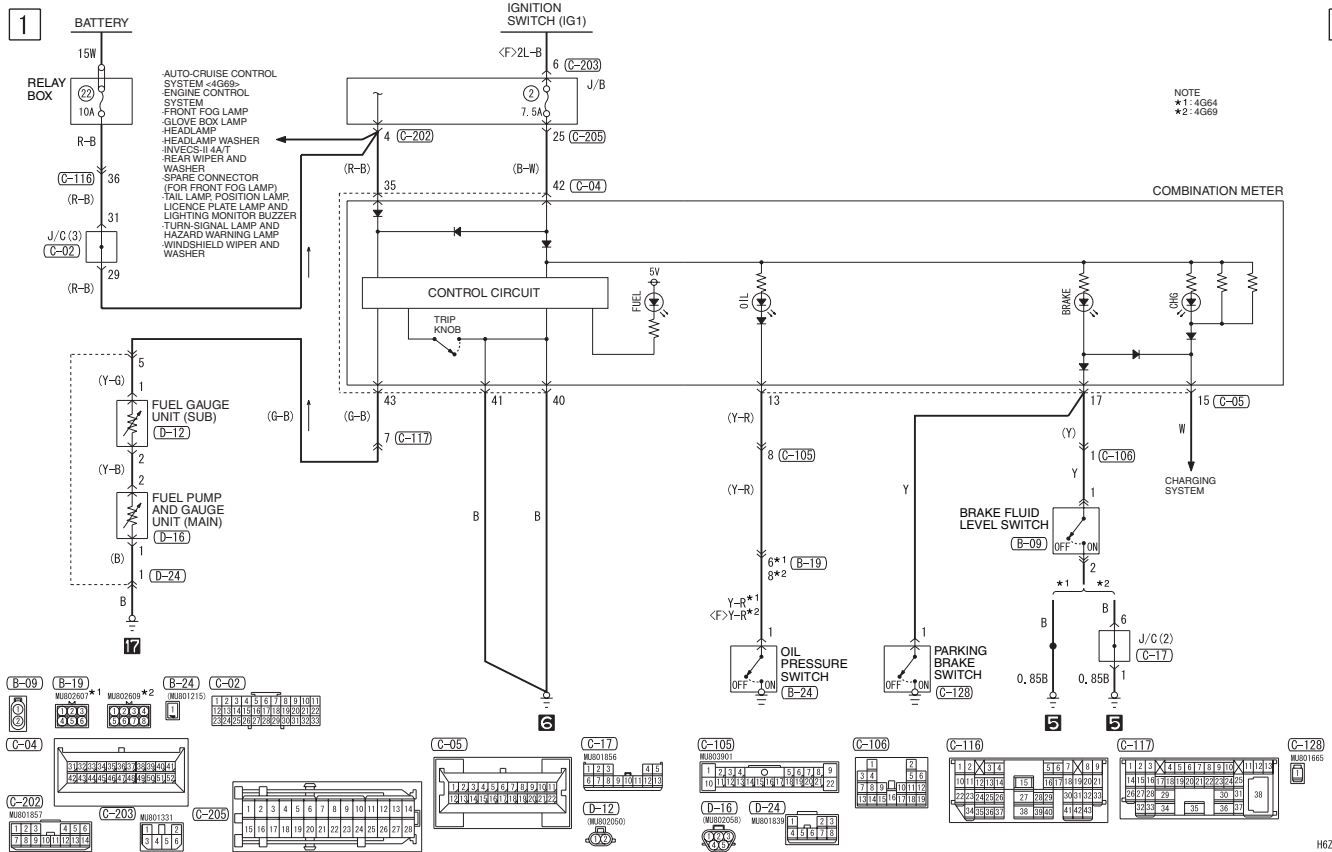
1	2	3	4	5	6	7	8	9	10
11	12	13	14	15	16	17	18	19	20
21	22	23	24	25	26	27	28	29	30

Wire colour code

B : Black LG : Light green G : Green L : Blue
 W : White Y : Yellow SB : Sky blue BR : Brown
 O : Orange GR : Grey R : Red P : Pink V : Violet H6Z10X028C

FUEL WARNING LAMP, OIL PRESSURE WARNING LAMP AND BRAKE WARNING LAMP <R.H. drive vehicles>

M1901011801250



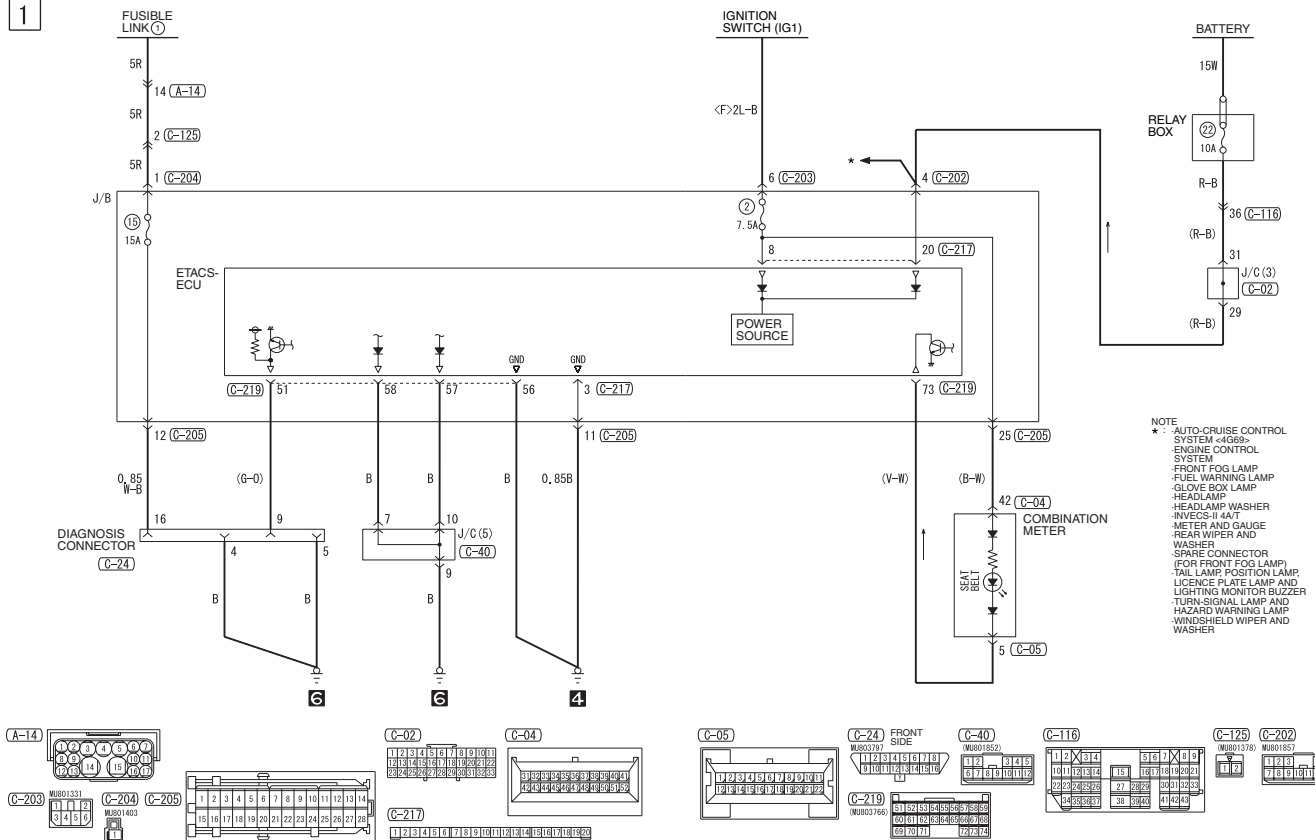
H6Z10X03AC

SEAT BELT WARNING LAMP <Vehicles
for Australia and New Zealand (4G69)>

M1901015700230

1

2



H6Z10X04AC

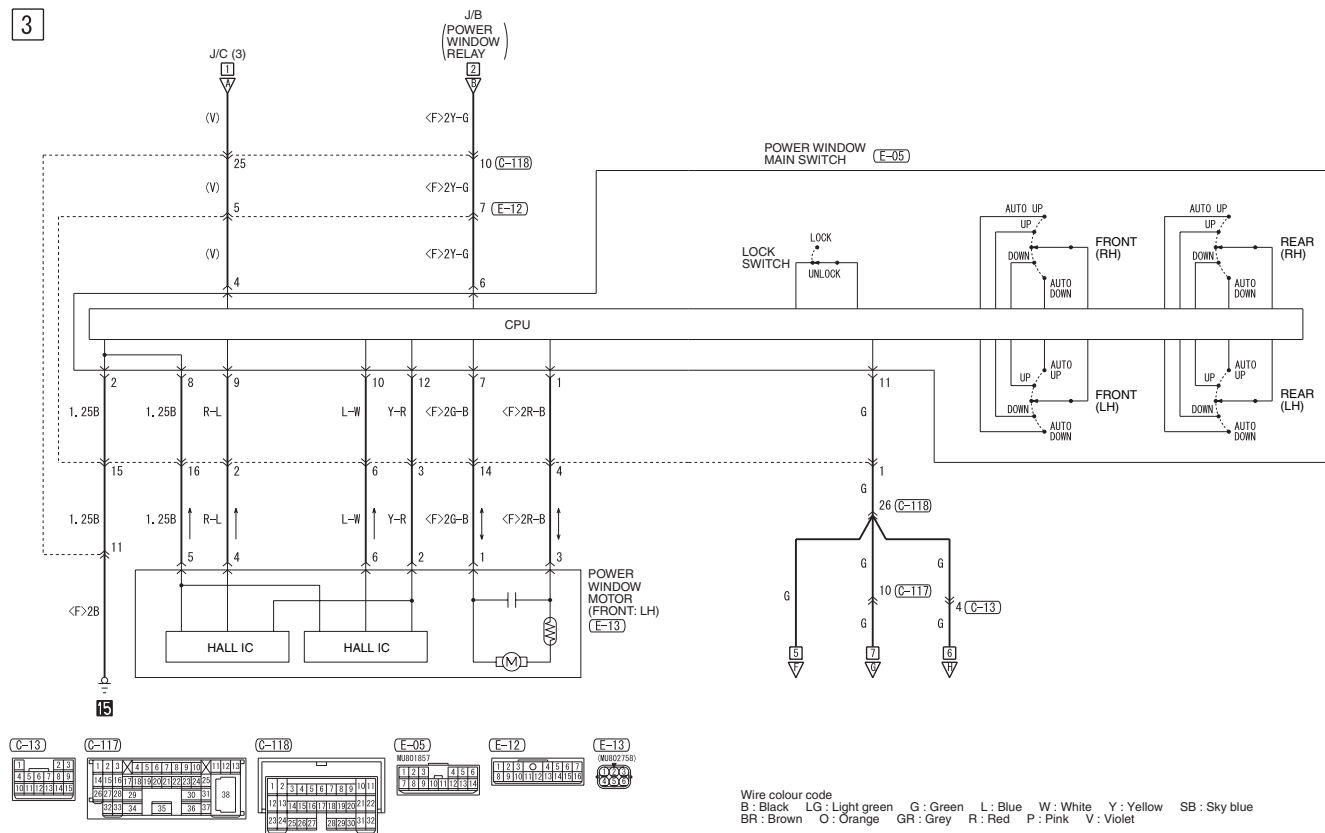
POWER WINDOWS <L.H. drive vehicles for Argentina>

[illegible]

POWER WINDOWS <L.H. drive vehicles for Argentina> (CONTINUED)

3

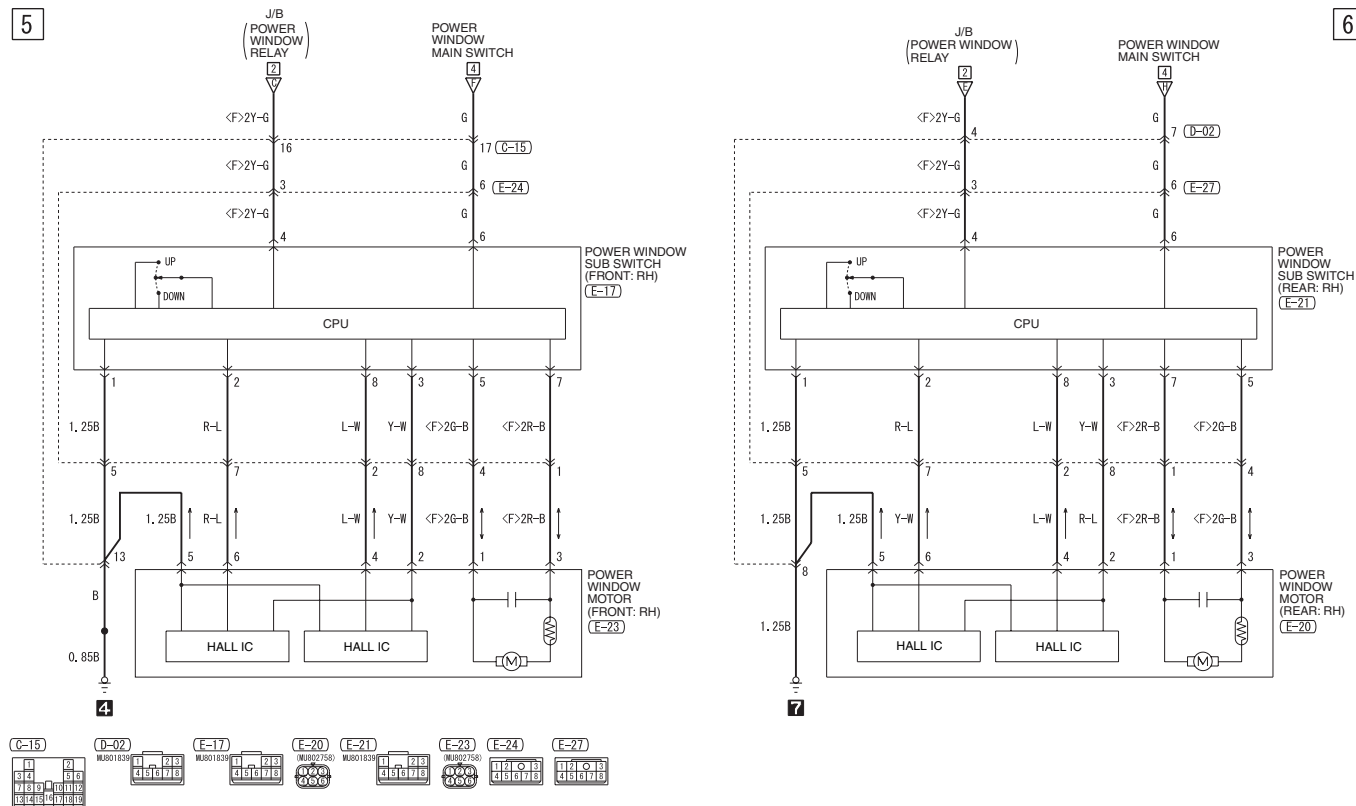
4



POWER WINDOWS <L.H. drive vehicles for Argentina> (CONTINUED)

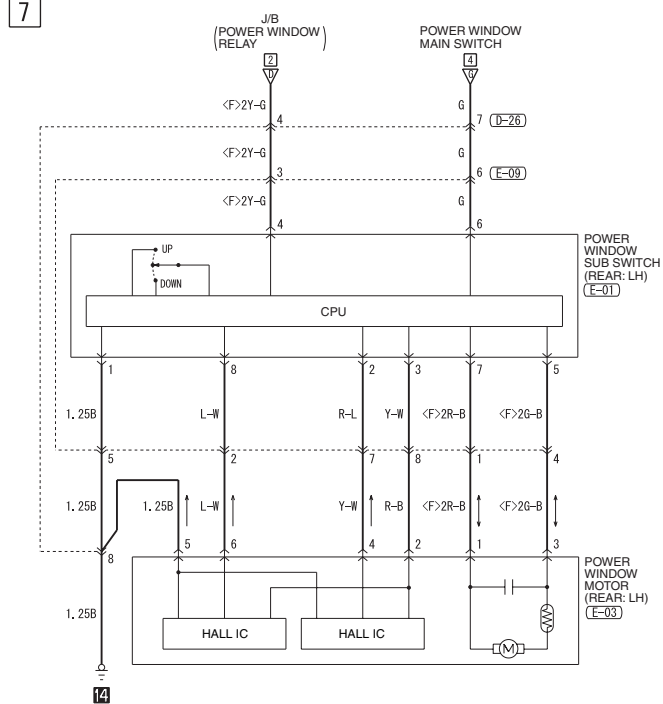
5

6



POWER WINDOWS <L.H. drive vehicles for Argentina> (CONTINUED)

7

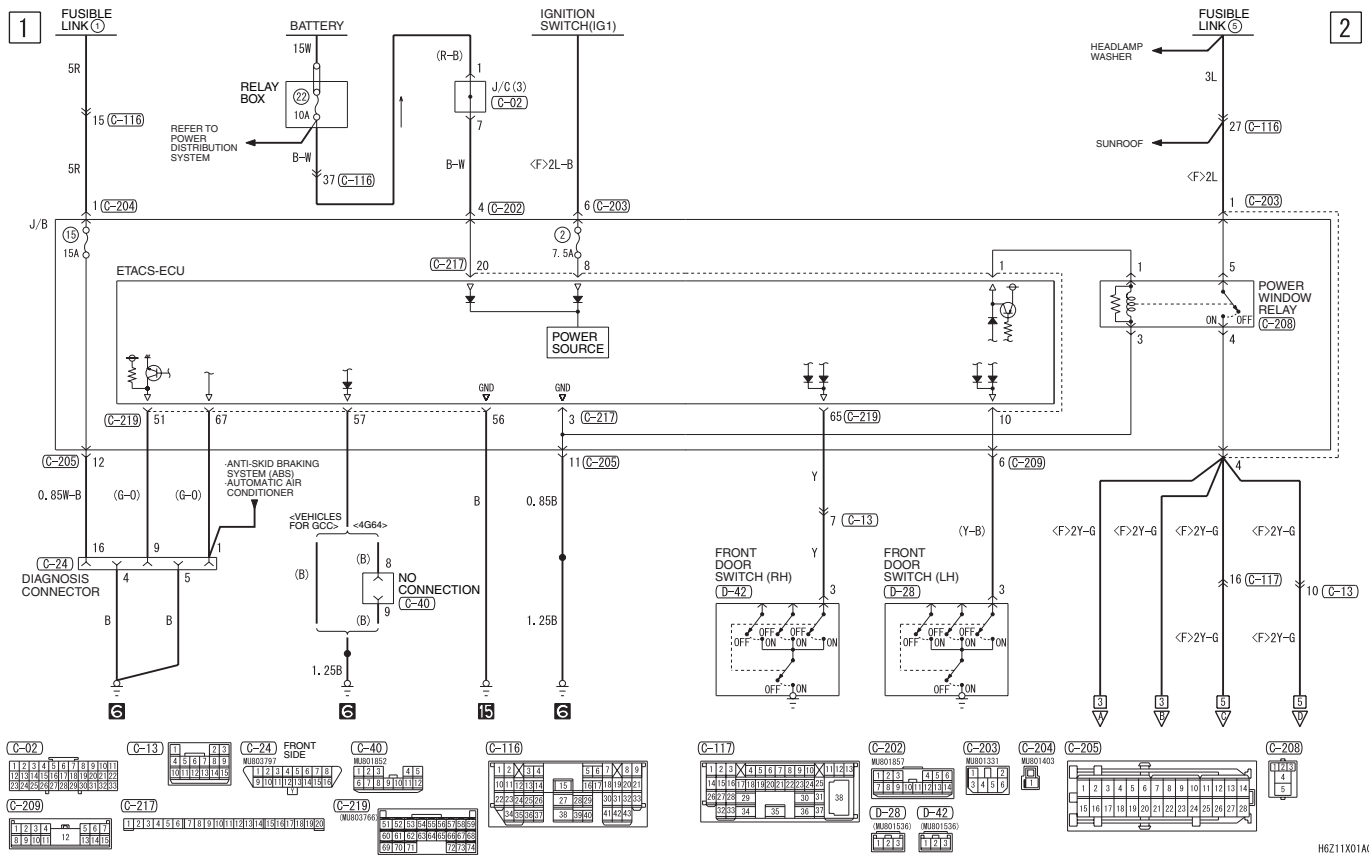


Wire colour code
B : Black LG : Light green G : Green L : Blue W : White Y : Yellow SB : Sky blue
BR : Brown O : Orange GR : Grey R : Red P : Pink V : Violet

H6Z11X000C

POWER WINDOWS <L.H. drive vehicles
(Except for Argentina)>

M1901004601964



H6Z11X01AC

4



H6Z11X01BC

5

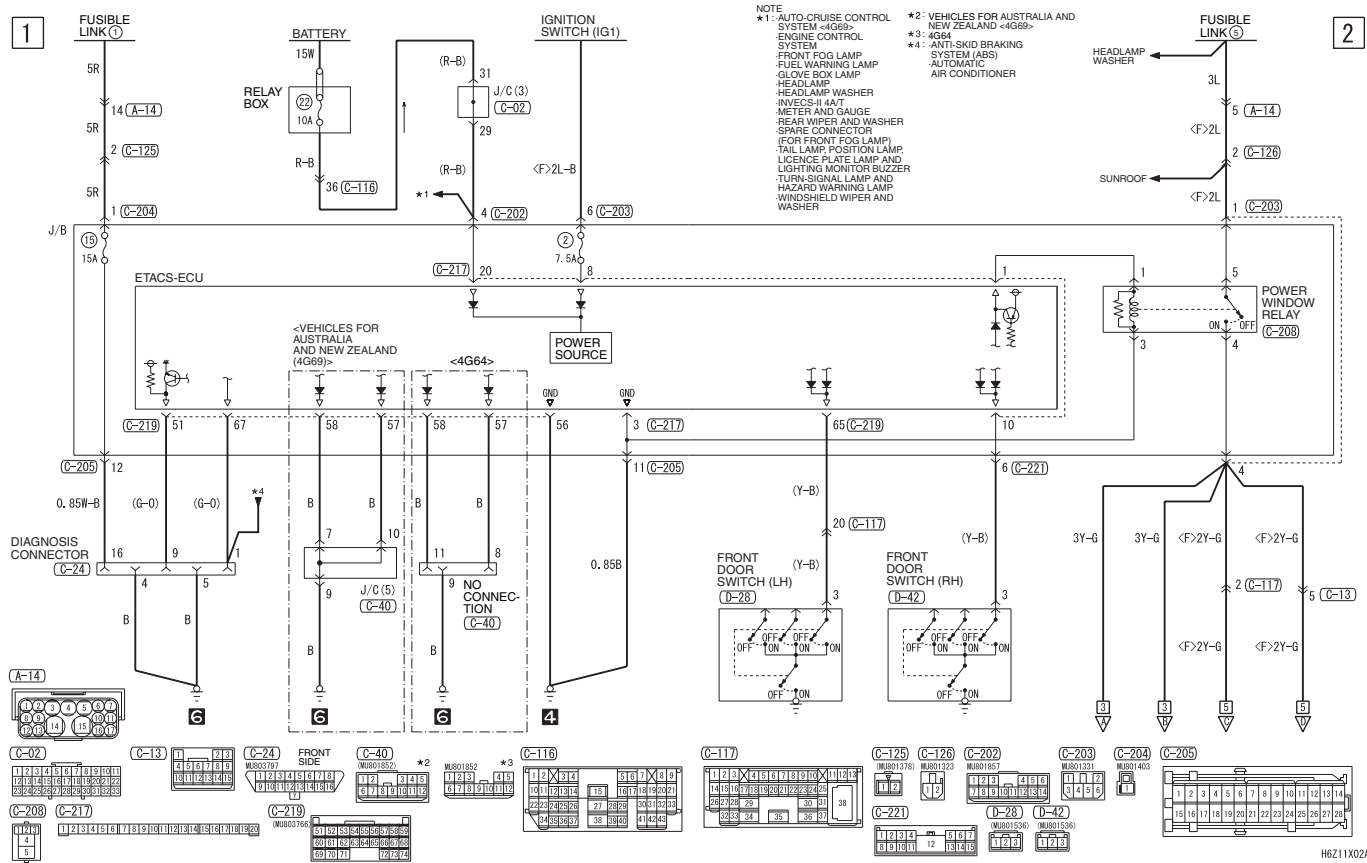


Wire colour code
B: Black LG: Light green G: Green L: Blue W: White Y: Yellow SB: Sky blue
BR: Brown O: Orange GR: Grey R: Red P: Pink V: Violet

H6Z11X01CC

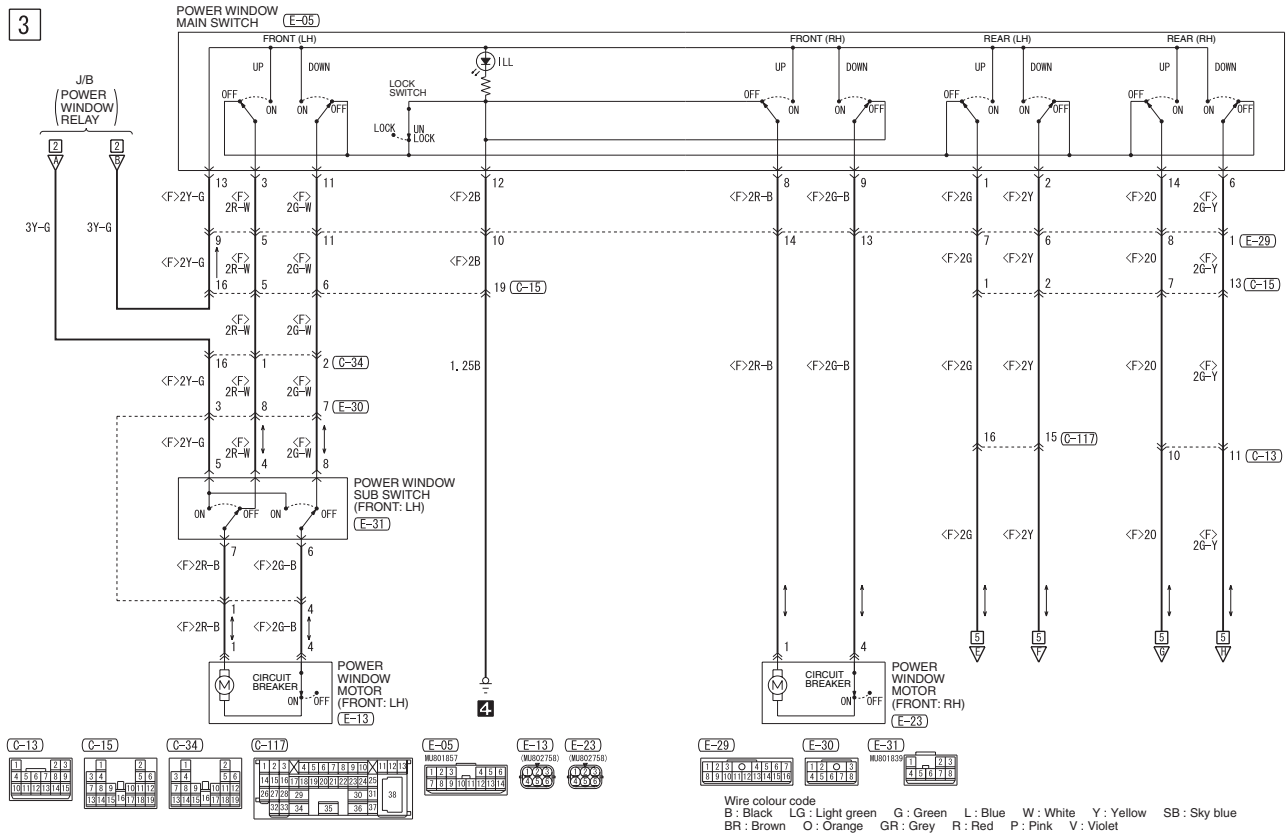
POWER WINDOWS <R.H. drive vehicles>

M1901004601975

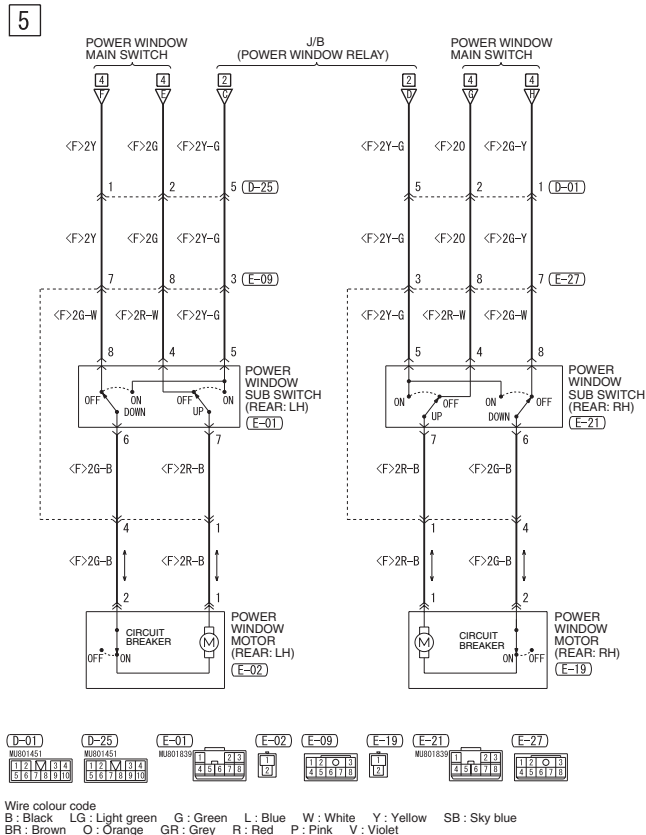


H6Z11X02AC

POWER WINDOWS <R.H. drive vehicles> (CONTINUED)



POWER WINDOWS <R.H. drive vehicles> (CONTINUED)



H6Z11X02BC

H6Z11X02CC

CENTRAL DOOR LOCKING SYSTEM

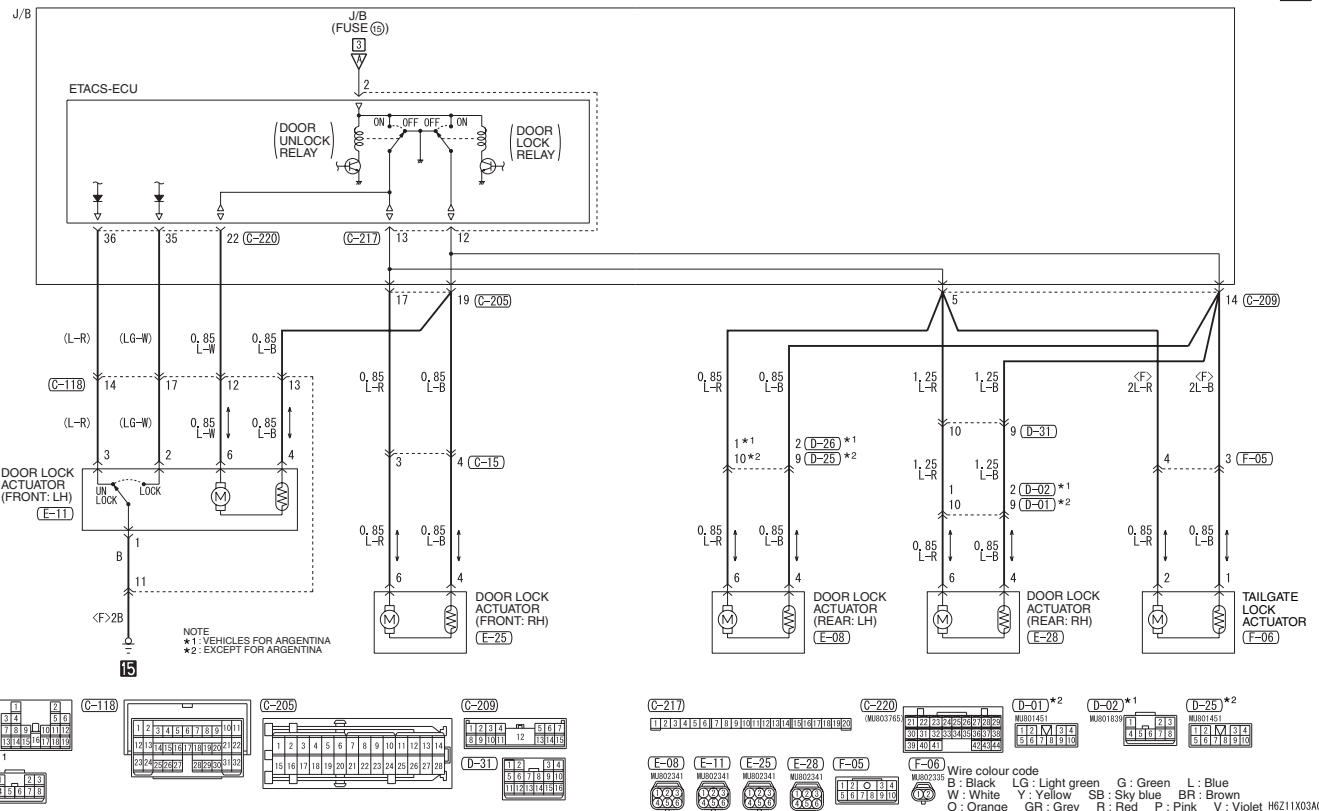
CENTRAL DOOR LOCKING SYSTEM

<L.H. drive vehicles without keyless entry system>

M1901004703019

1

2

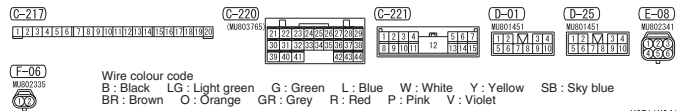
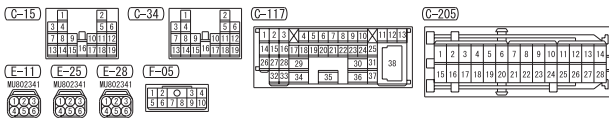
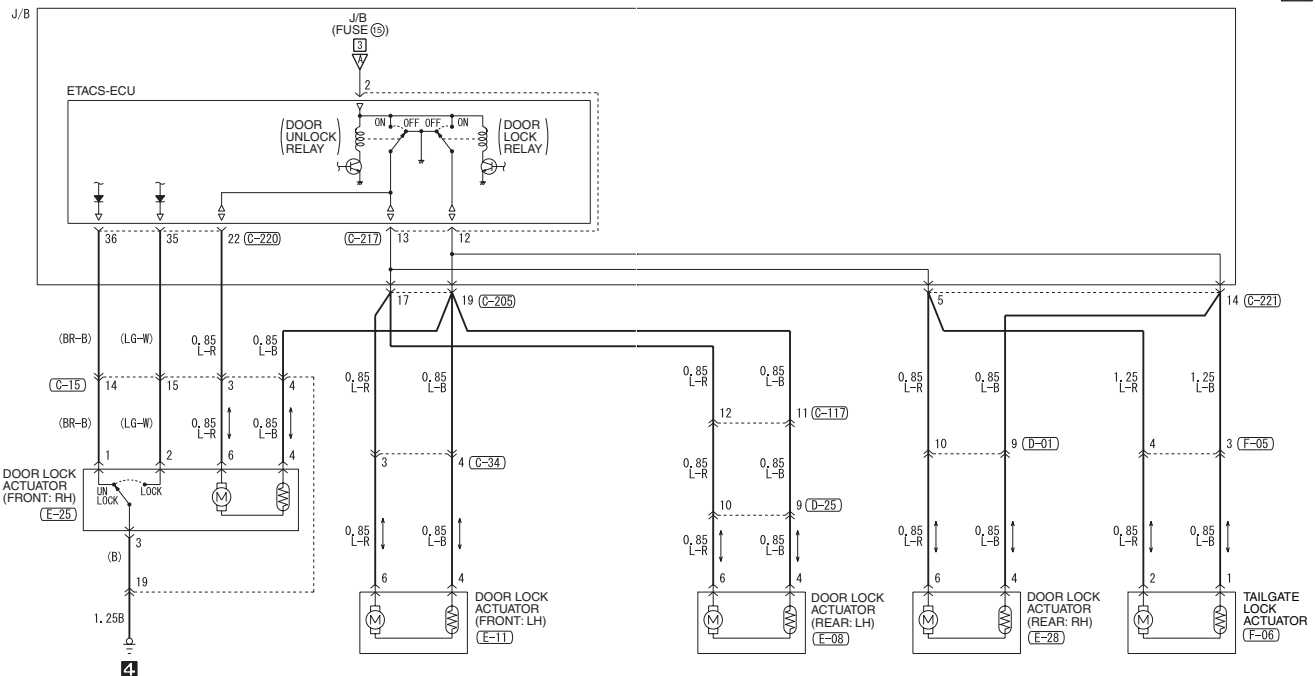


CENTRAL DOOR LOCKING SYSTEM
<R.H. drive vehicles without keyless
entry system>

M1901004703020

1

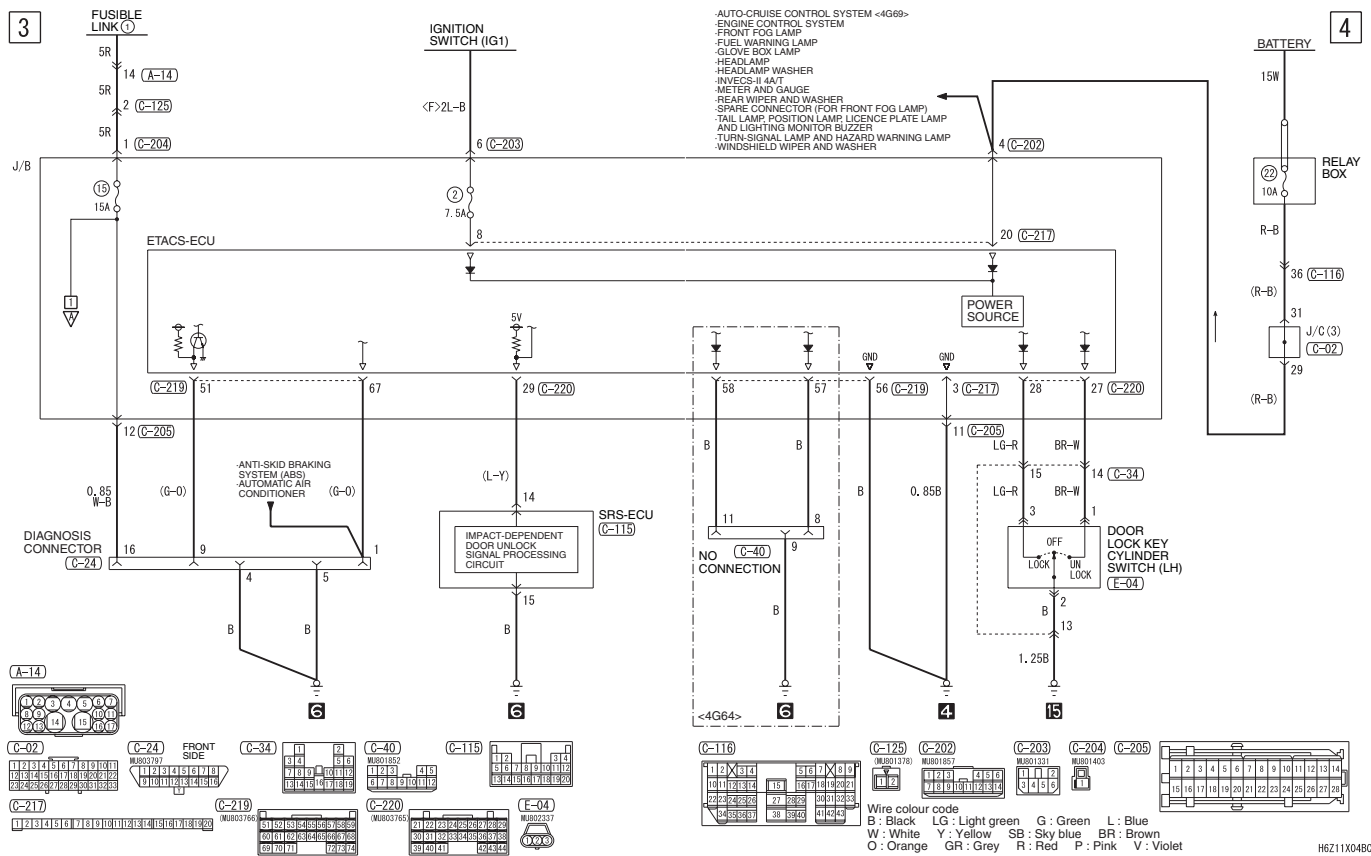
2



Wire colour code
 B : Black LG : Light green G : Green L : Blue W : White Y : Yellow SB : Sky blue
 BR : Brown O : Orange GR : Grey R : Red P : Pink V : Violet

H6211X04AC

CENTRAL DOOR LOCKING SYSTEM <R.H. drive vehicles without keyless entry system> (CONTINUED)

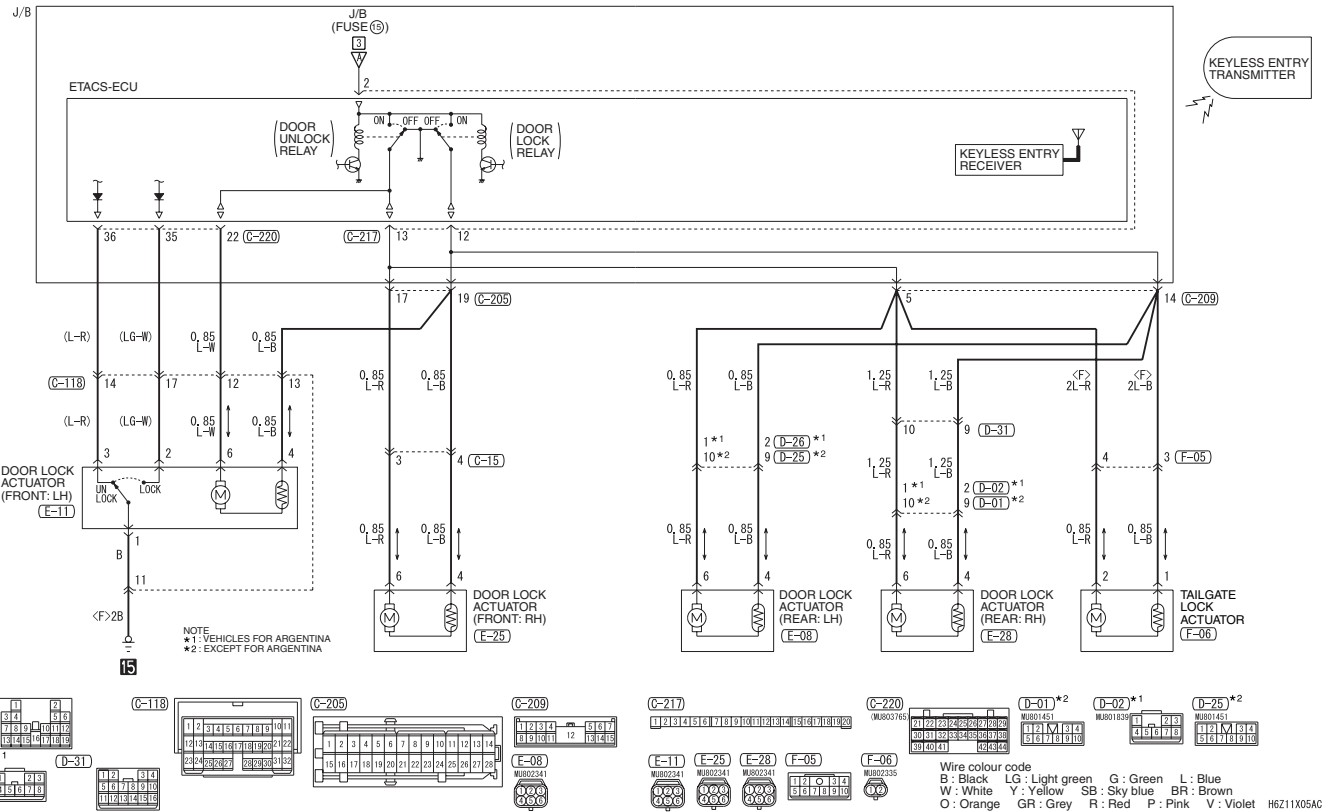


CENTRAL DOOR LOCKING SYSTEM
<L.H. drive vehicles with keyless entry system>

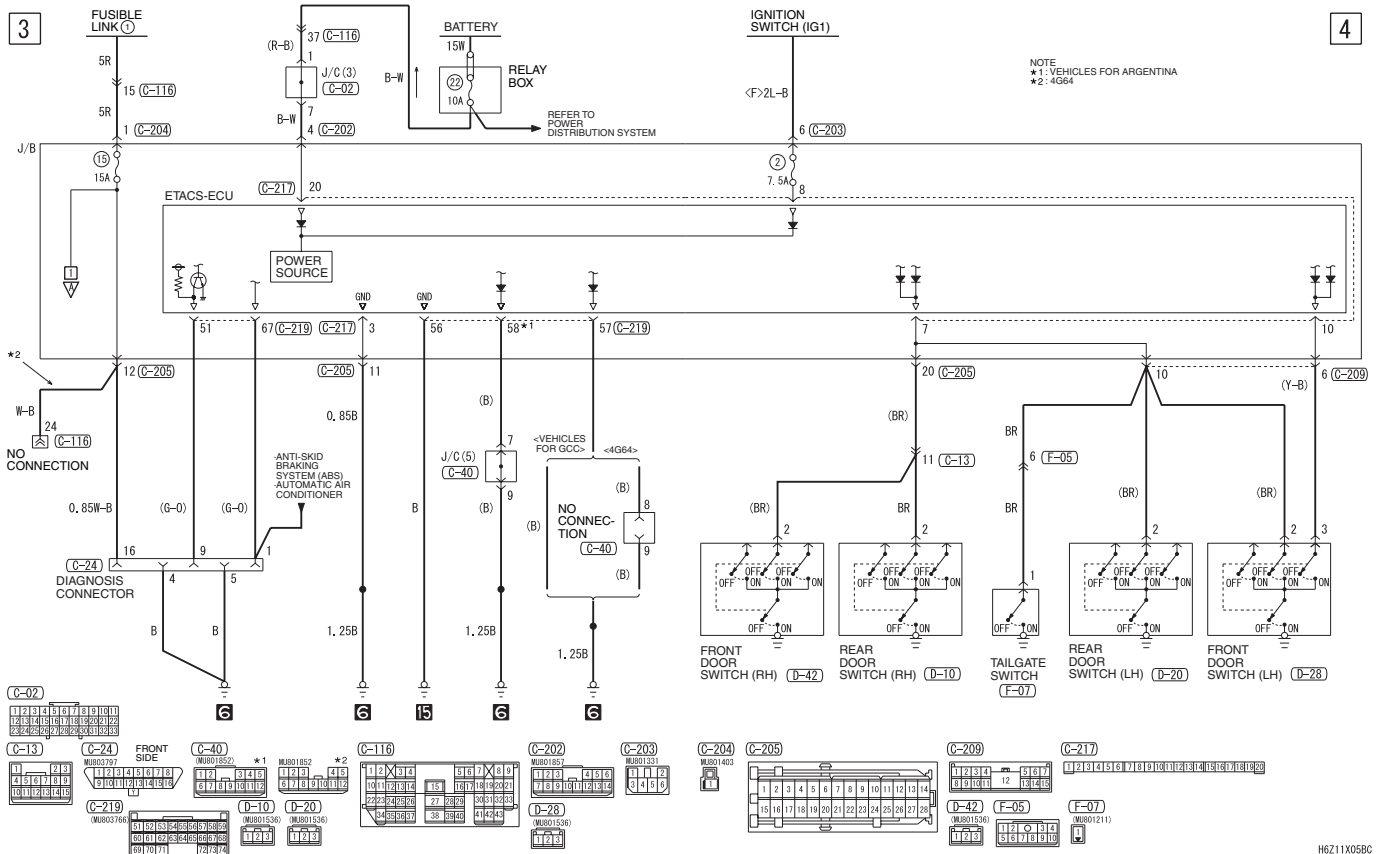
M1901004703031

1

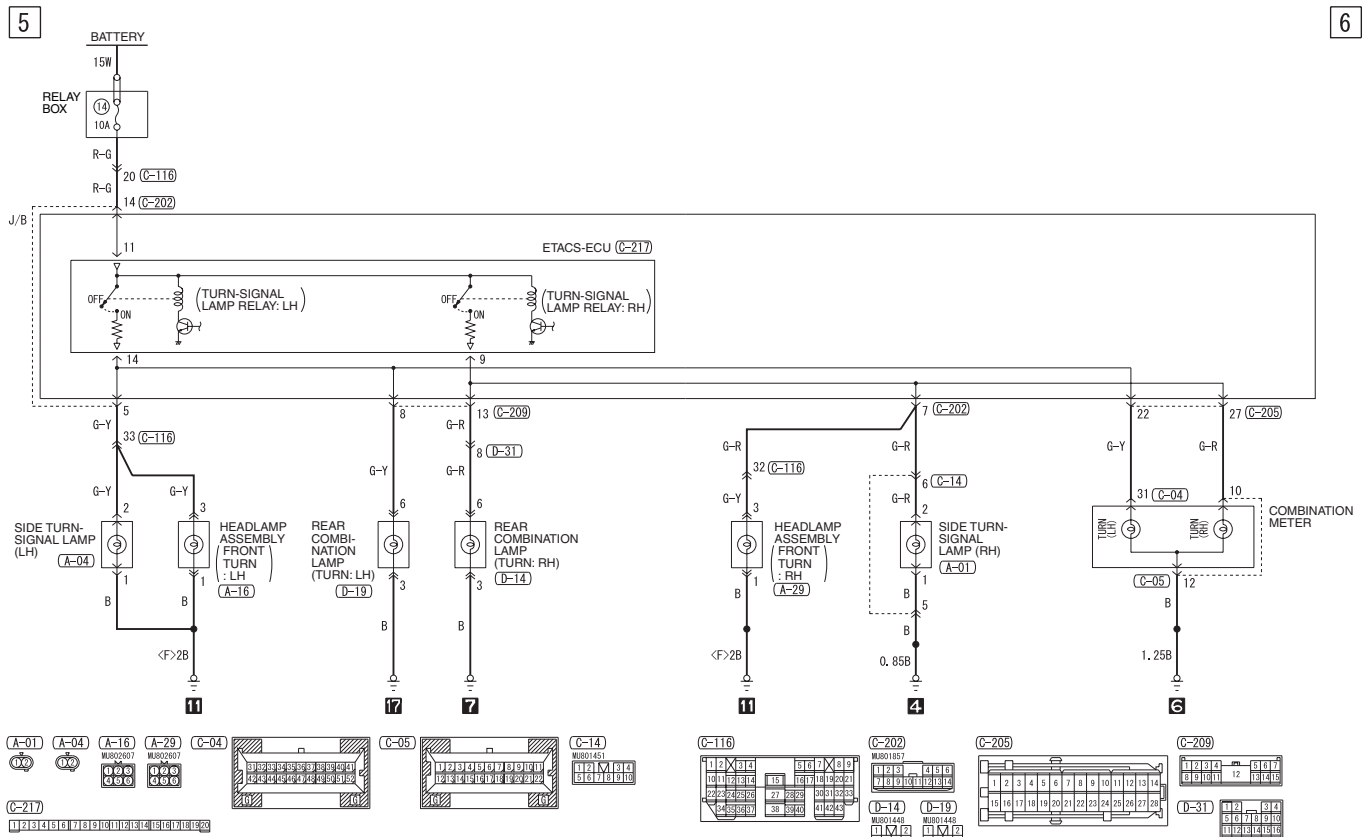
2



CENTRAL DOOR LOCKING SYSTEM <L.H. drive vehicles with keyless entry system> (CONTINUED)



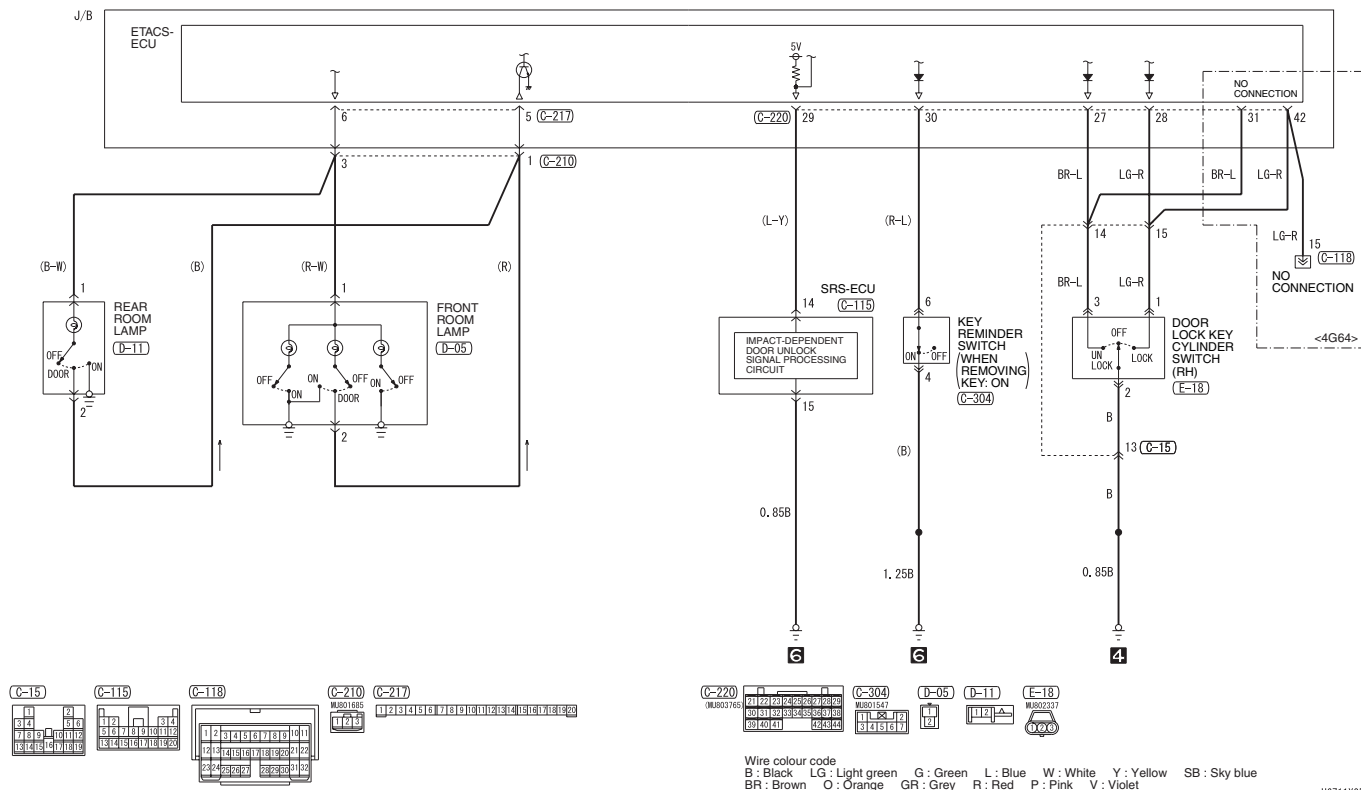
CENTRAL DOOR LOCKING SYSTEM <L.H. drive vehicles with keyless entry system> (CONTINUED)



CENTRAL DOOR LOCKING SYSTEM <L.H. drive vehicles with keyless entry system> (CONTINUED)

7

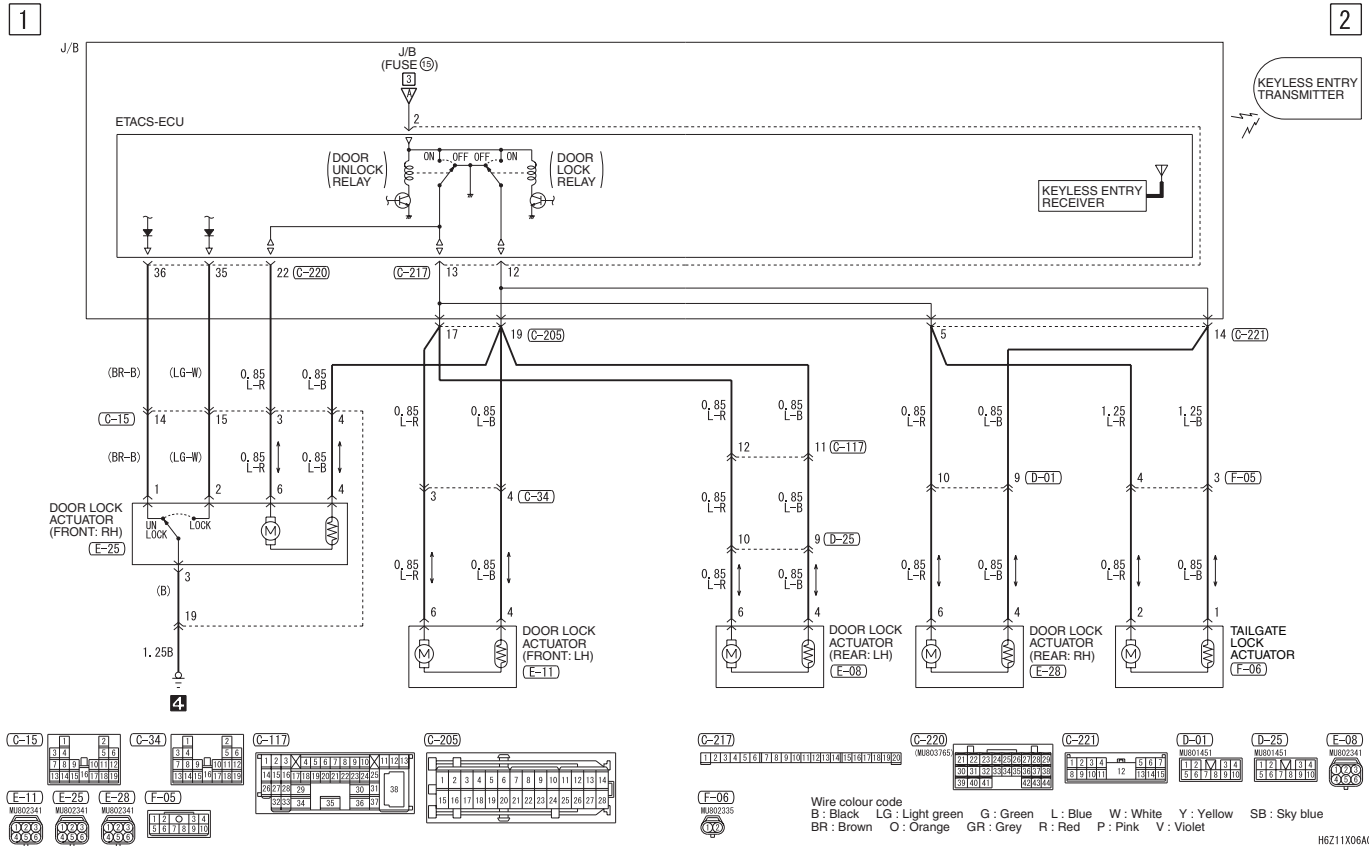
8



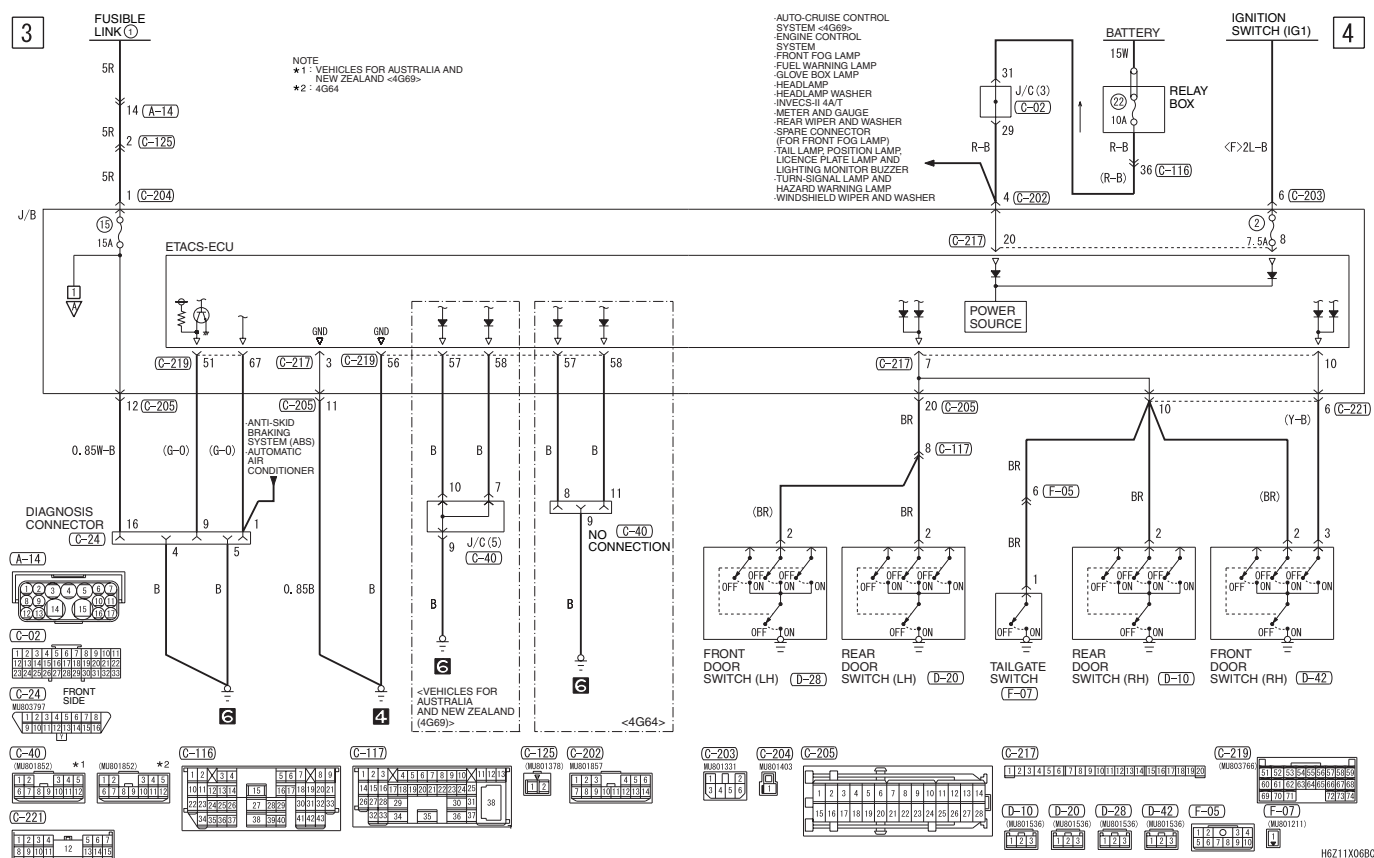
CENTRAL DOOR LOCKING SYSTEM

<R.H. drive vehicles with keyless entry system>

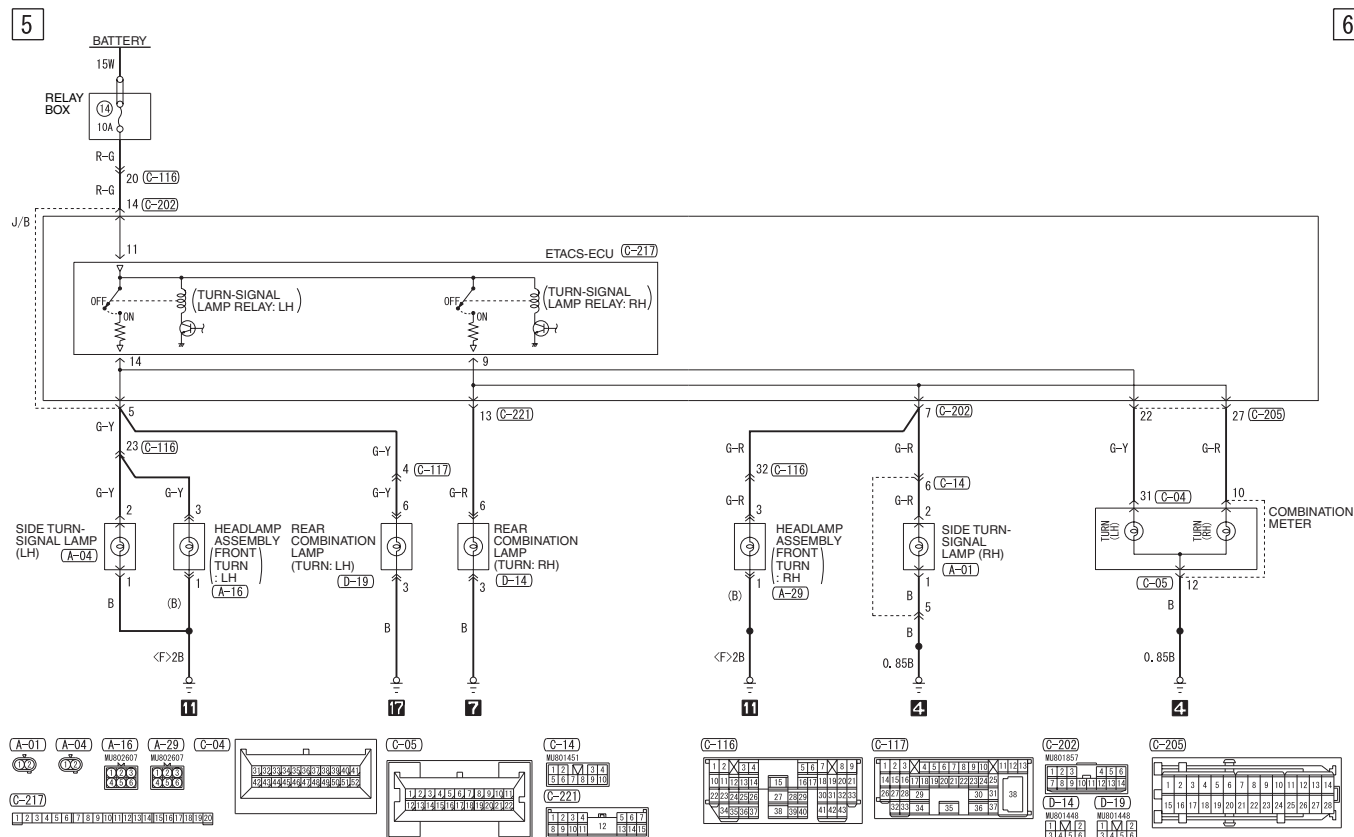
M1901004703042



CENTRAL DOOR LOCKING SYSTEM <R.H. drive vehicles with keyless entry system> (CONTINUED)



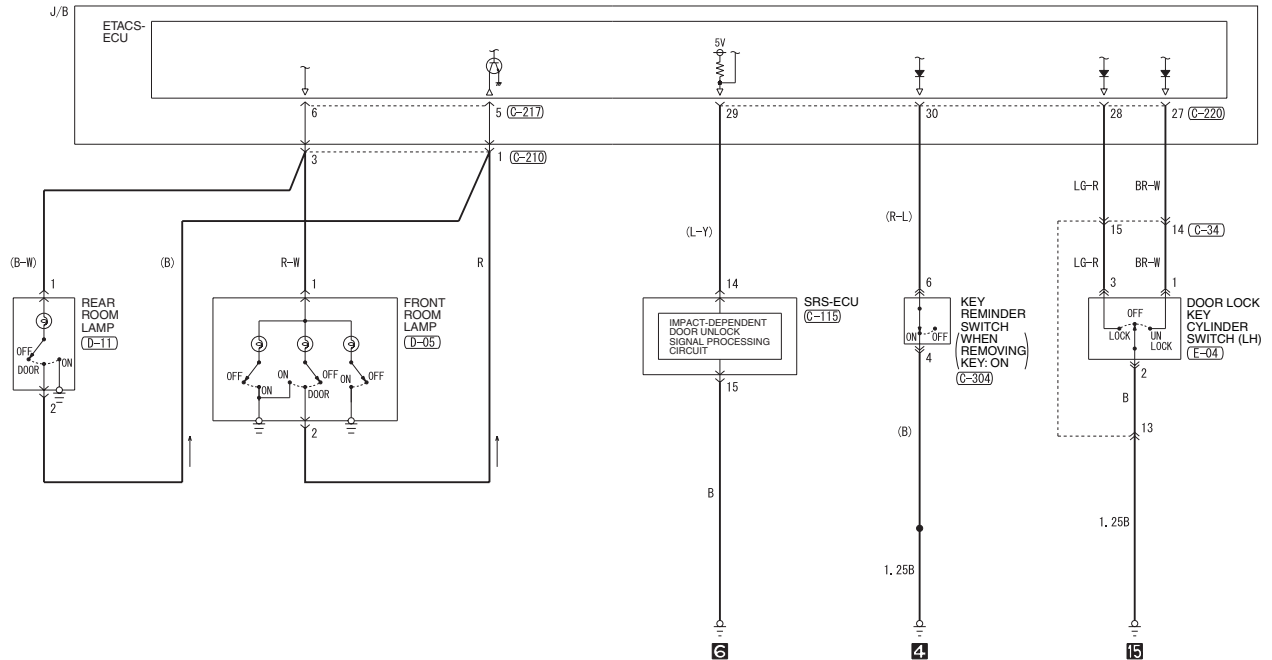
CENTRAL DOOR LOCKING SYSTEM <R.H. drive vehicles with keyless entry system> (CONTINUED)



CENTRAL DOOR LOCKING SYSTEM <R.H. drive vehicles with keyless entry system> (CONTINUED)

7

8



(C-34)

1	2
3	4
5	6
7	8
9	10
11	12
13	14
15	16
17	18
19	20
21	22
23	24
25	26
27	28
29	30

(C-115)

1	2
3	4
5	6
7	8
9	10
11	12
13	14
15	16
17	18
19	20
21	22
23	24
25	26
27	28
29	30

(C-210)

1	2
3	4
5	6
7	8
9	10
11	12
13	14
15	16
17	18
19	20
21	22
23	24
25	26
27	28
29	30

(C-217)

1	2
3	4
5	6
7	8
9	10
11	12
13	14
15	16
17	18
19	20
21	22
23	24
25	26
27	28
29	30

(C-220)

1	2
3	4
5	6
7	8
9	10
11	12
13	14
15	16
17	18
19	20
21	22
23	24
25	26
27	28
29	30

(C-304)

1	2
3	4
5	6
7	8
9	10
11	12
13	14
15	16
17	18
19	20
21	22
23	24
25	26
27	28
29	30

(D-05)

1	2
3	4
5	6
7	8
9	10
11	12
13	14
15	16
17	18
19	20
21	22
23	24
25	26
27	28
29	30

(D-11)

1	2
3	4
5	6
7	8
9	10
11	12
13	14
15	16
17	18
19	20
21	22
23	24
25	26
27	28
29	30

(E-04)

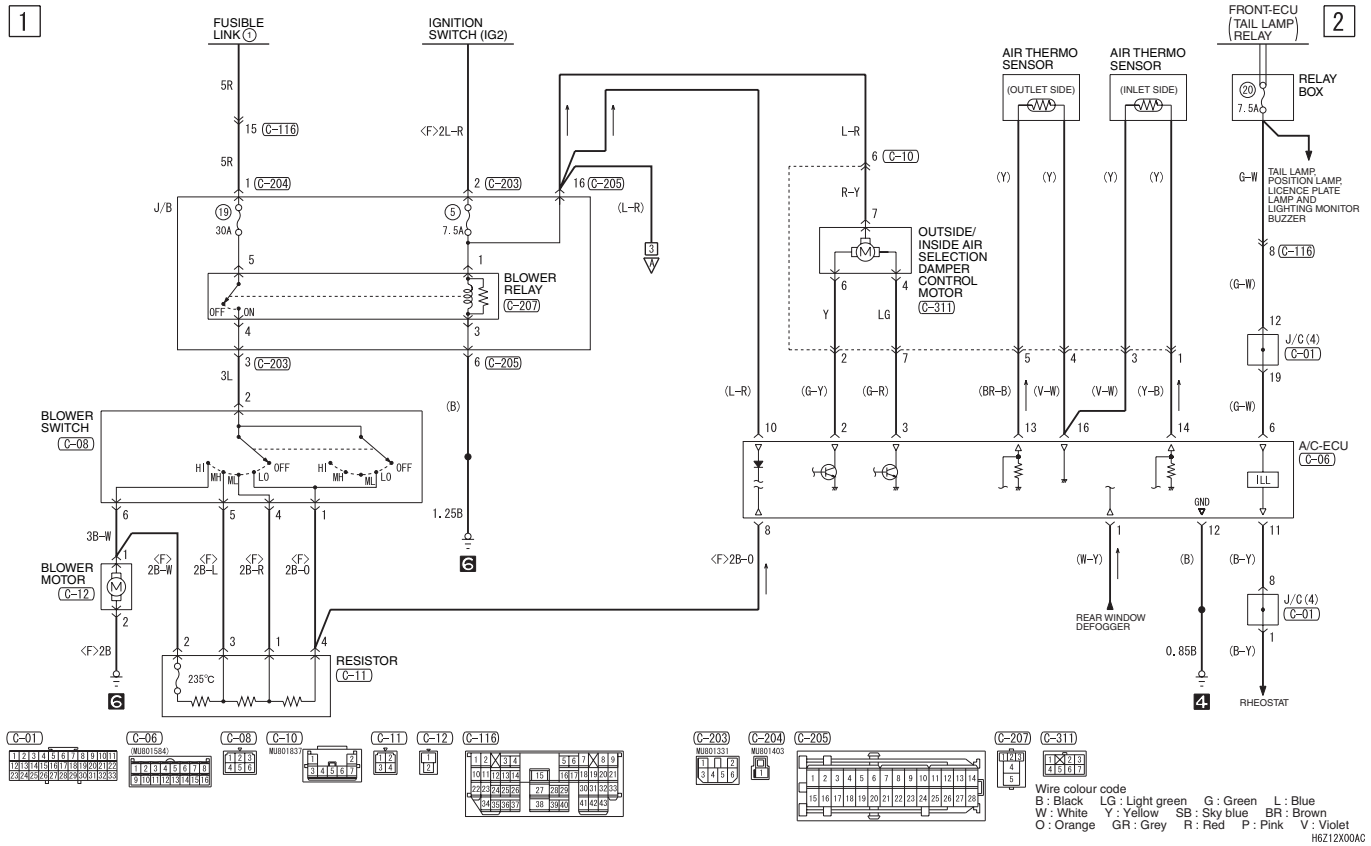
1	2
3	4
5	6
7	8
9	10
11	12
13	14
15	16
17	18
19	20
21	22
23	24
25	26
27	28
29	30

Wire colour code
B : Black LG : Light green G : Green L : Blue W : White Y : Yellow SB : Sky blue
BR : Brown O : Orange GR : Grey R : Red P : Pink V : Violet

MANUAL AIR CONDITIONER

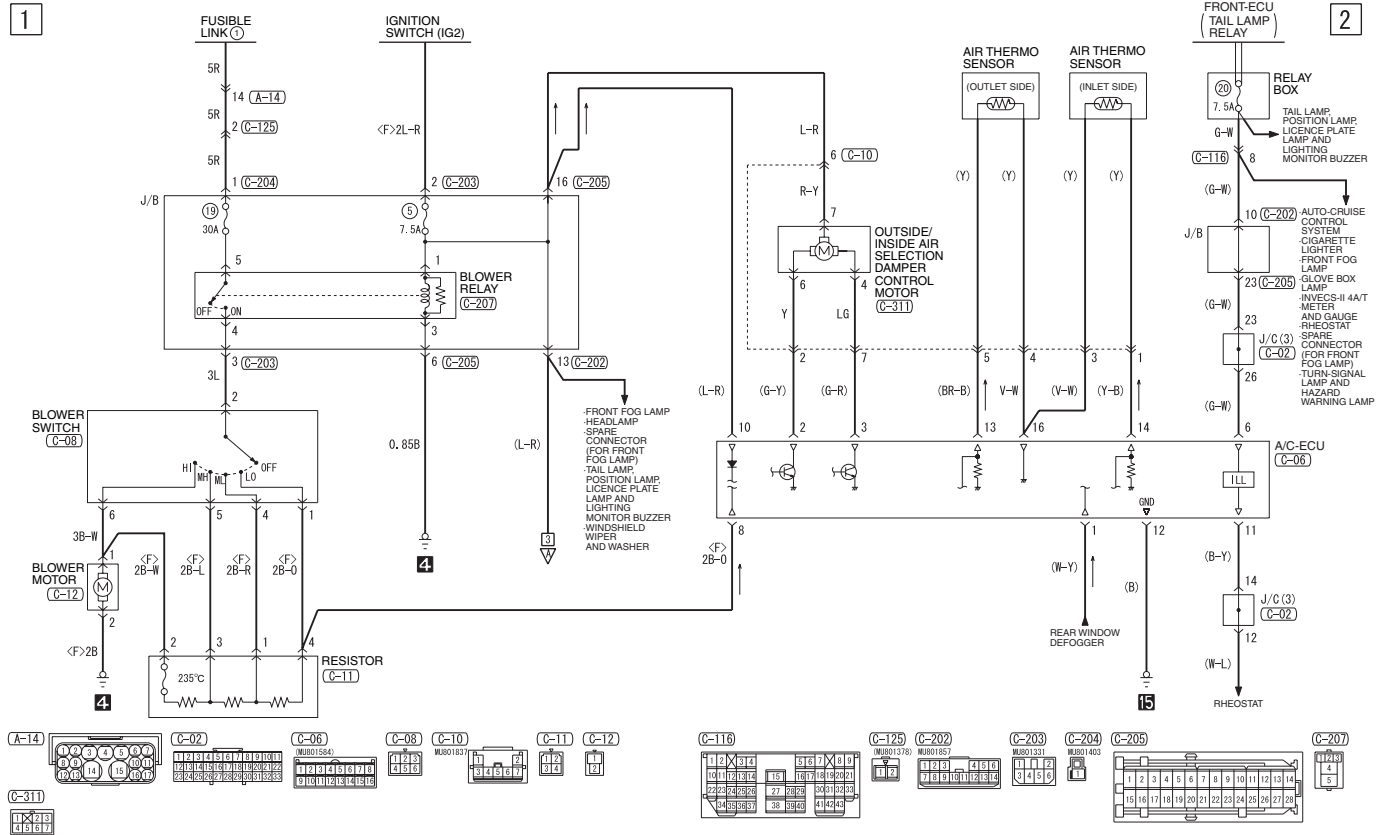
MANUAL AIR CONDITIONER <L.H. drive vehicles>

M1901005501960



MANUAL AIR CONDITIONER <R.H. drive
vehicles>

M1901005501971



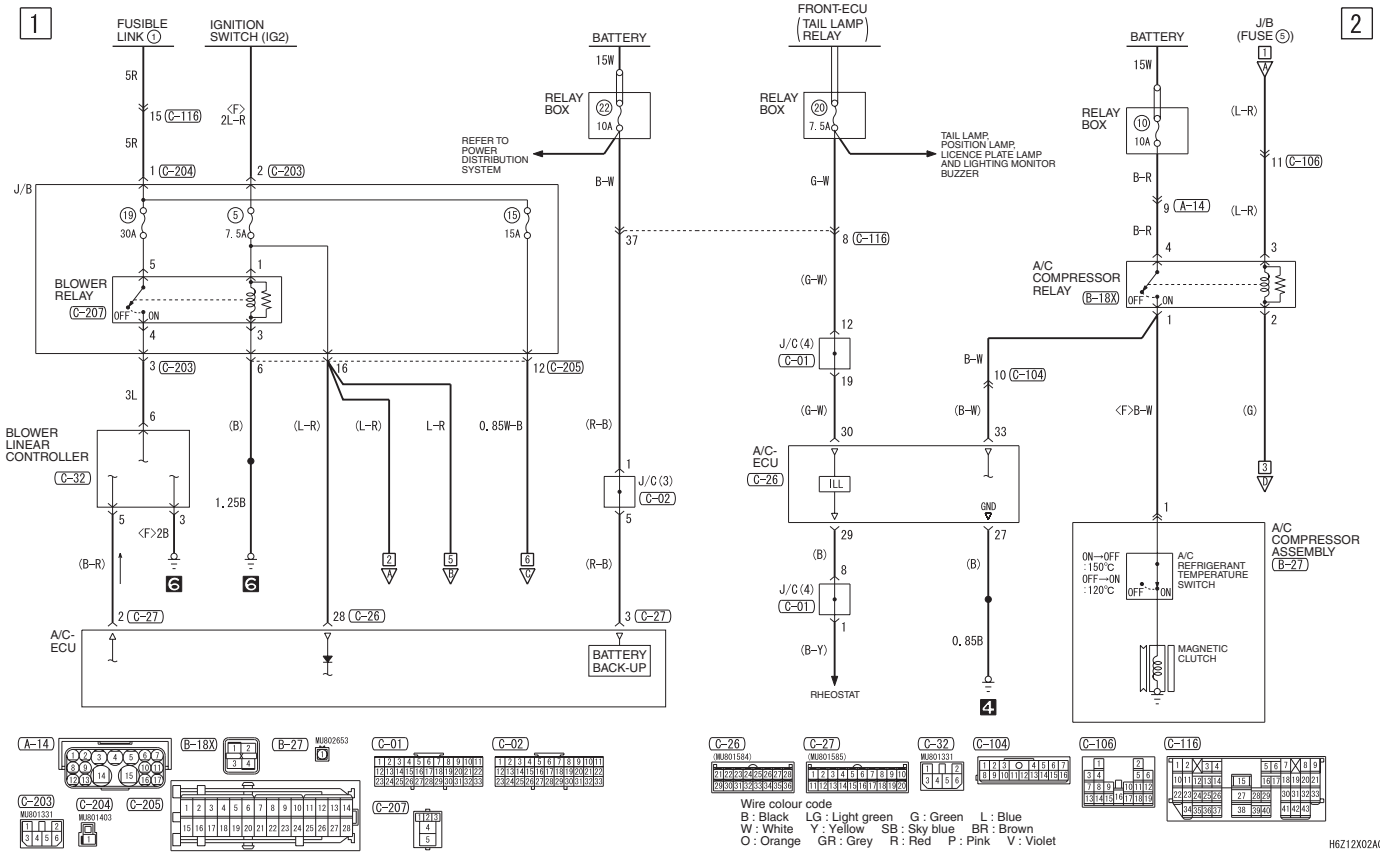
H6Z12X01AC

[illegible]

AUTOMATIC AIR CONDITIONER

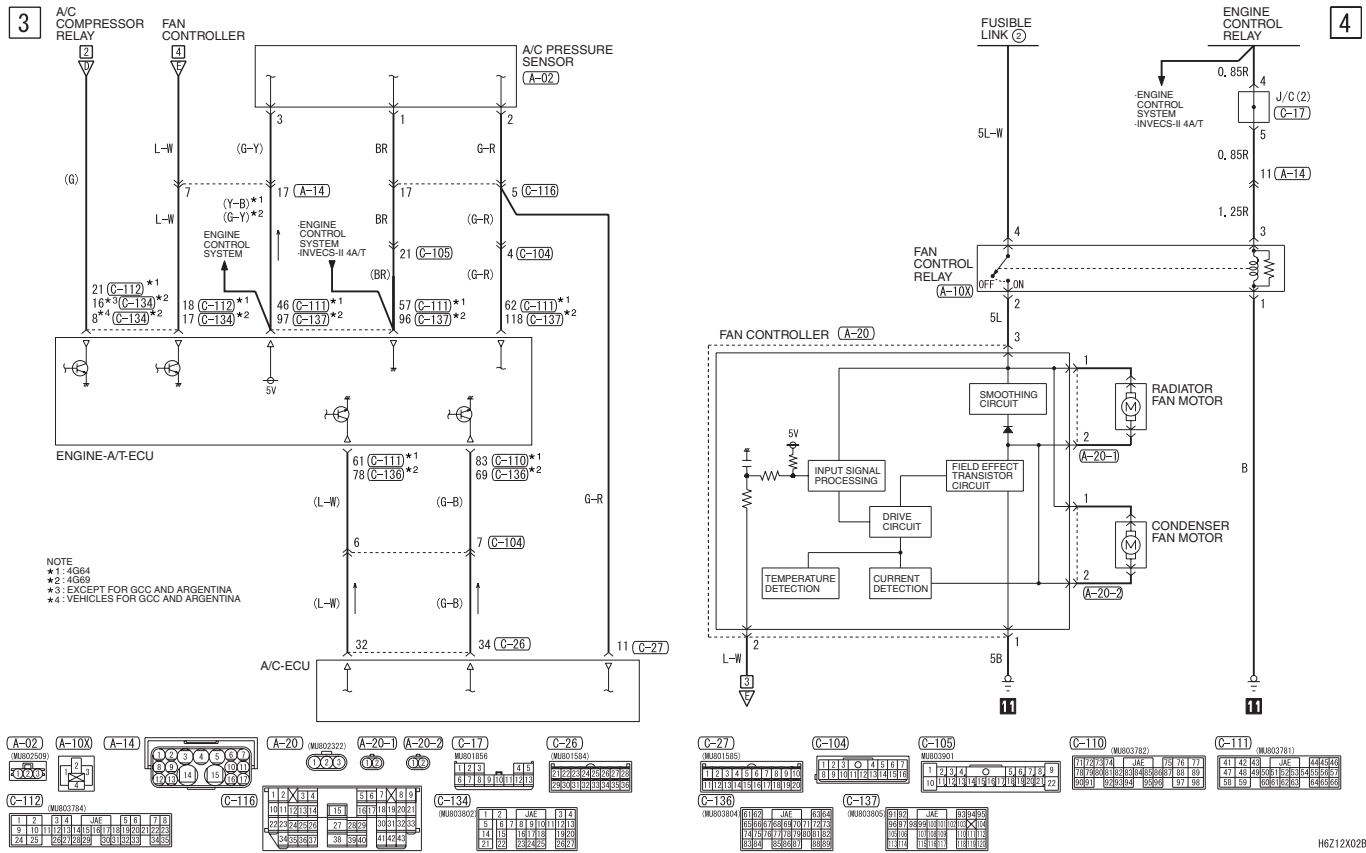
AUTOMATIC AIR CONDITIONER <L.H.
drive vehicles>

M1901005600878

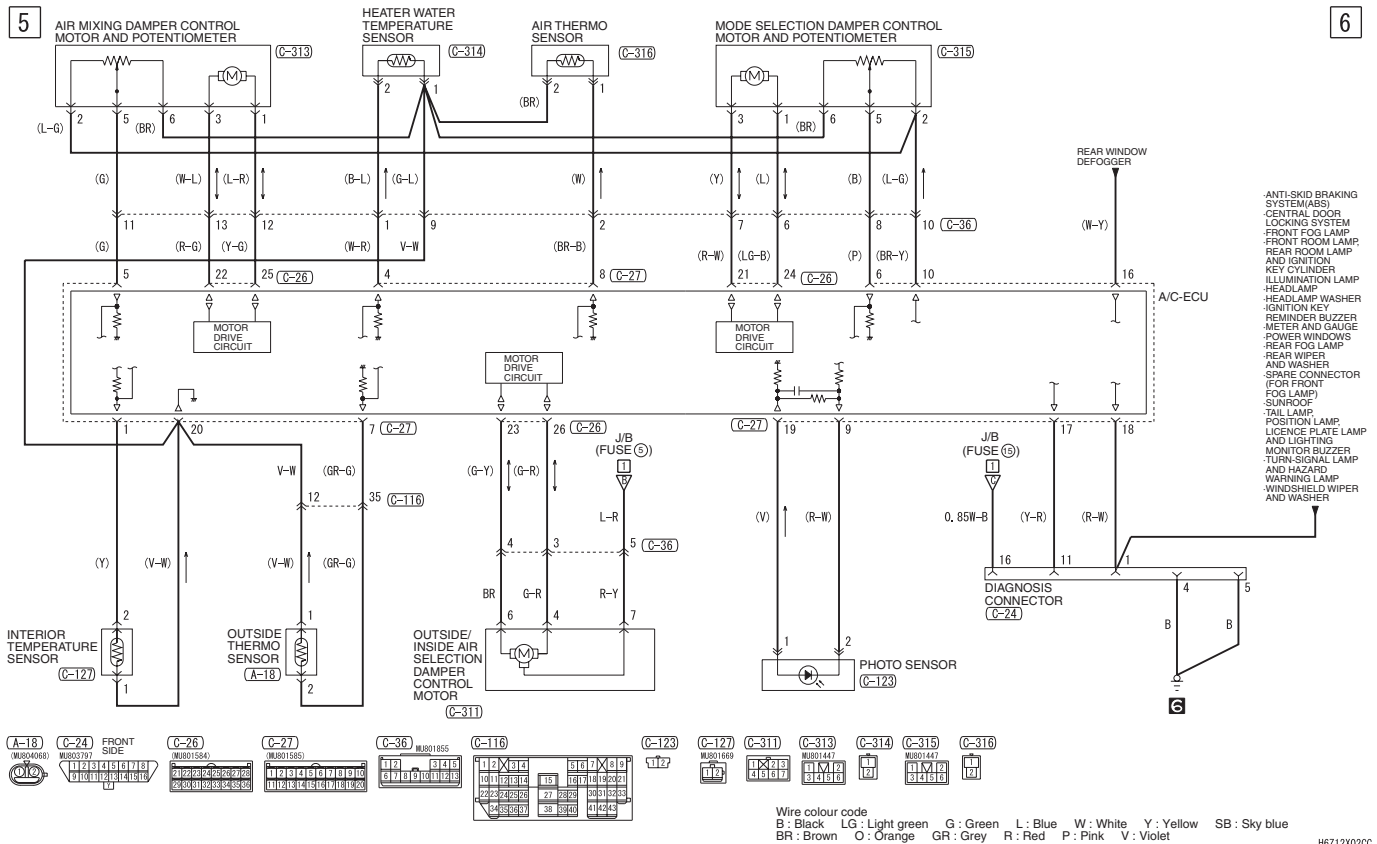


H6Z12X02AC

AUTOMATIC AIR CONDITIONER <L.H. drive vehicles> (CONTINUED)

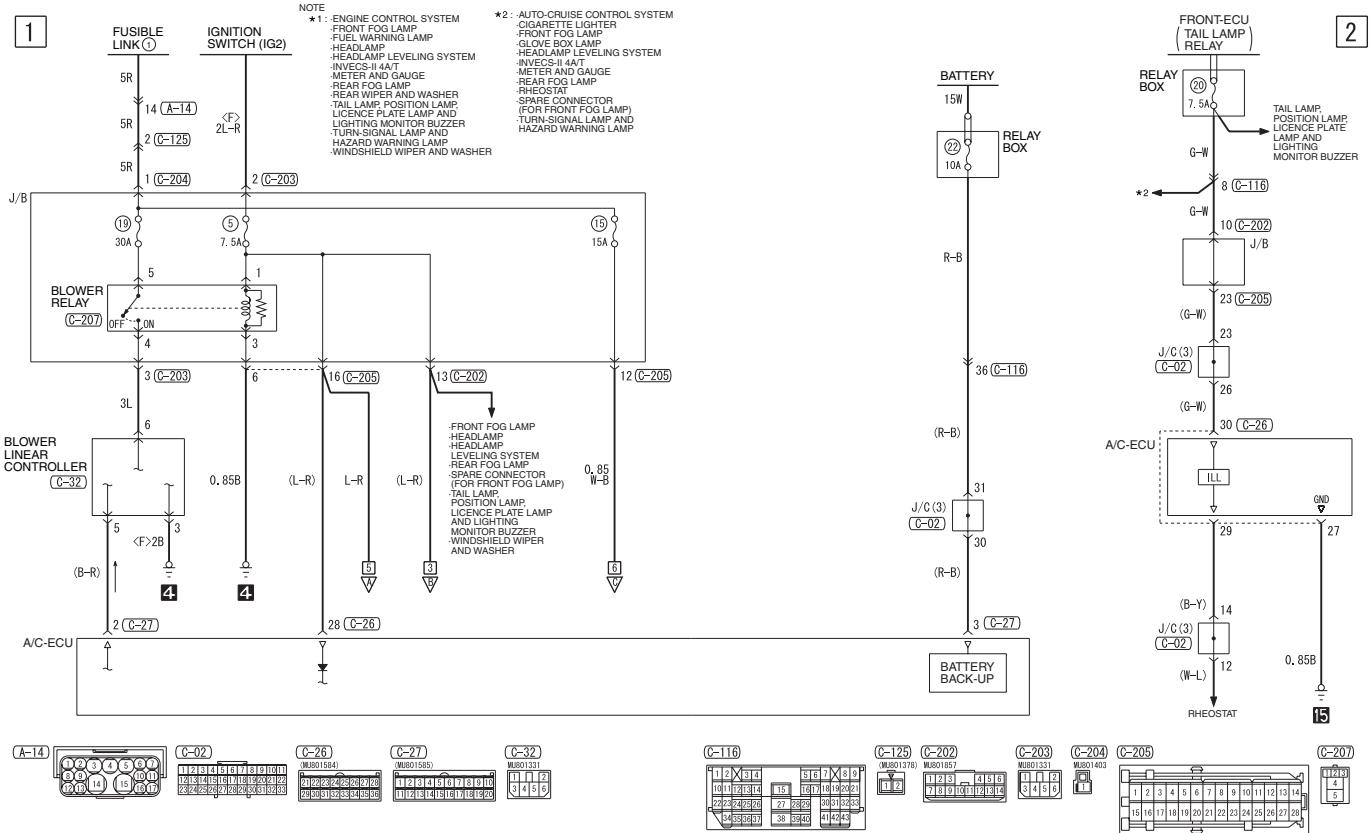


AUTOMATIC AIR CONDITIONER <L.H. drive vehicles> (CONTINUED)



AUTOMATIC AIR CONDITIONER <R.H.
drive vehicles>

M1901005600867



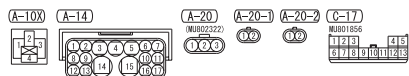
H6Z12X03AC

[illegible]

H6Z12X03BC

[illegible]

H6Z12X03CC



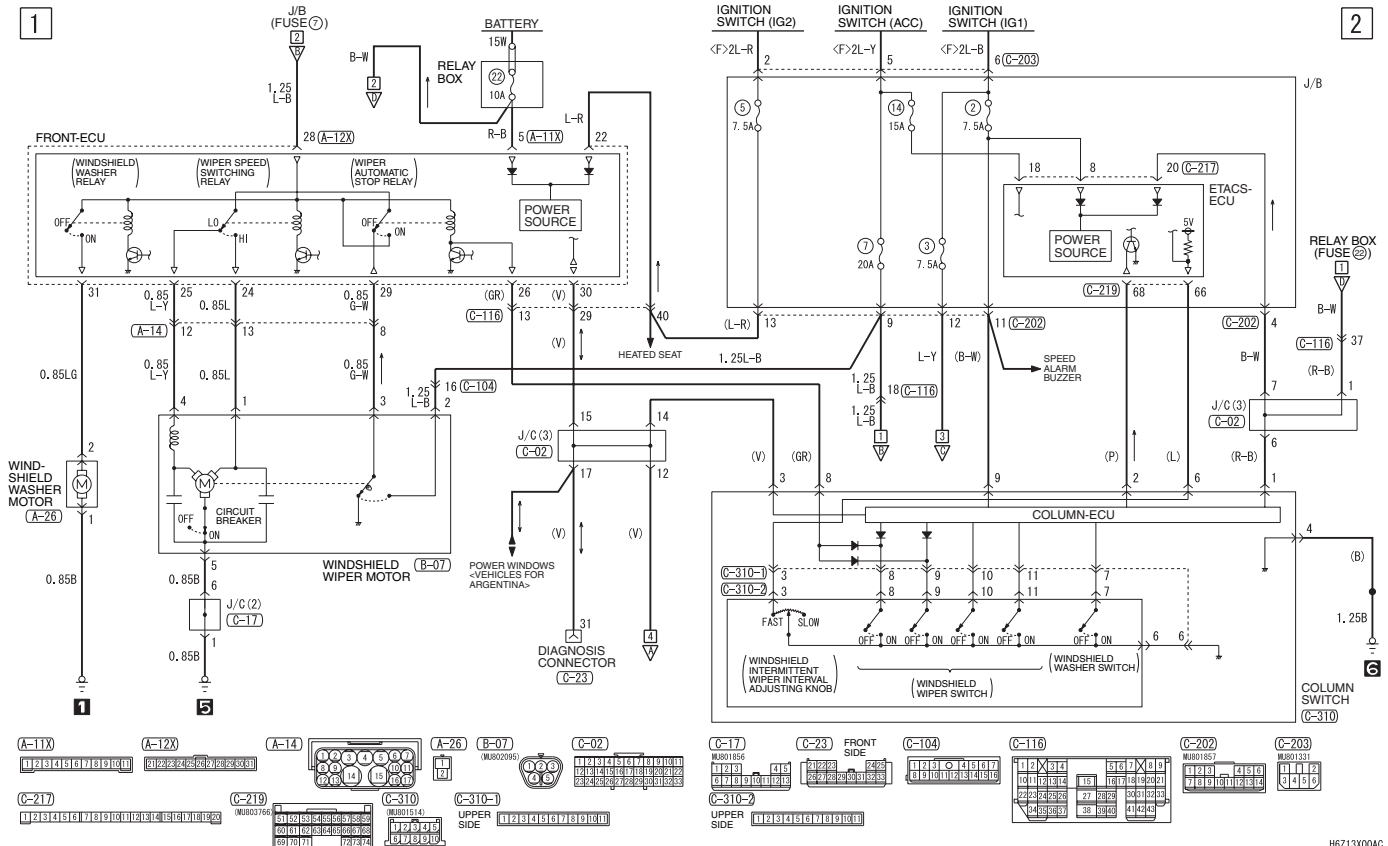
Wire colour code
B : Black LG : Light green G : Green L : Blue W : White Y : Yellow SB : Sky blue
BR : Brown O : Orange GR : Grey R : Red P : Pink V : Violet

H6Z12X03DC

WINDSHIELD WIPER AND WASHER

WINDSHIELD WIPER AND WASHER <L.H.
drive vehicles>

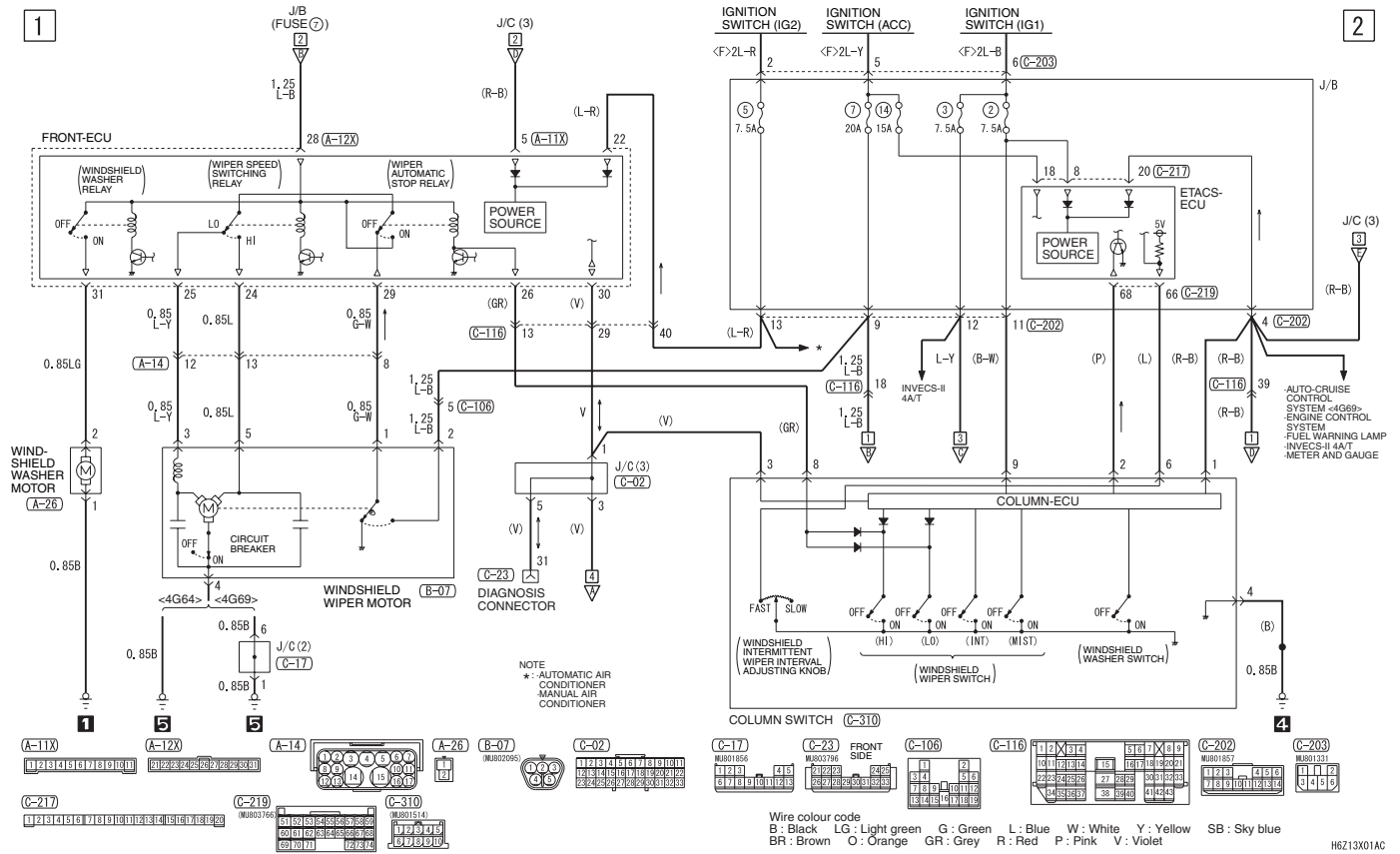
M1901006101909

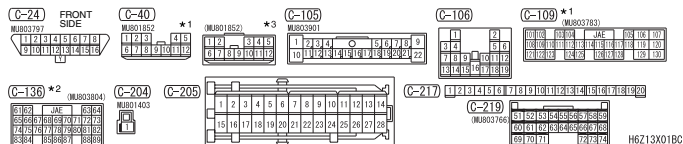
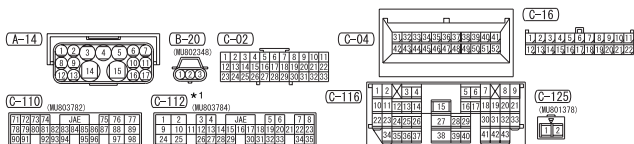


H6213X00AC

WINDSHIELD WIPER AND WASHER <R.H. drive vehicles>

M1901006101910



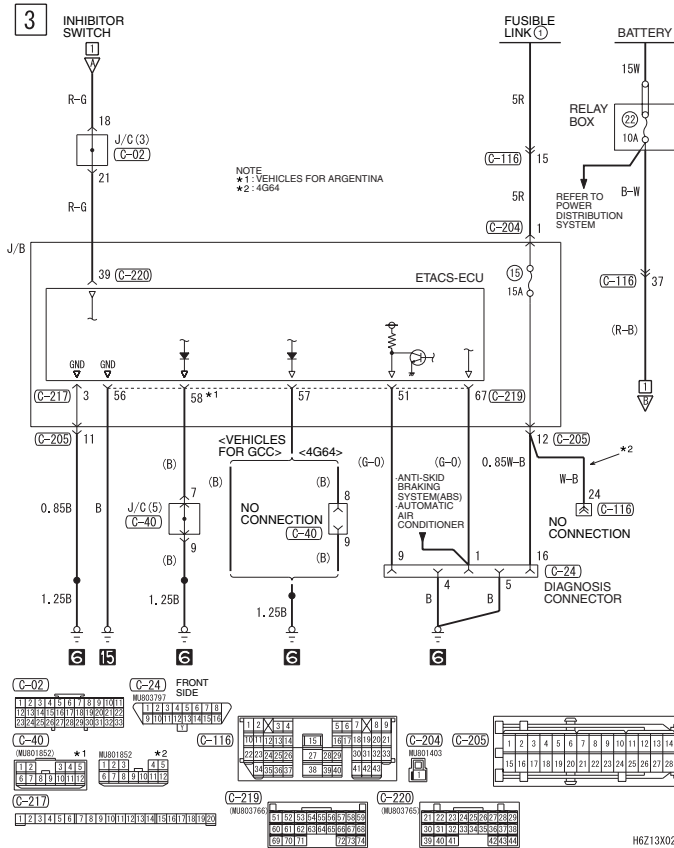
[illegible]

REAR WIPER AND WASHER <L.H. drive vehicles>

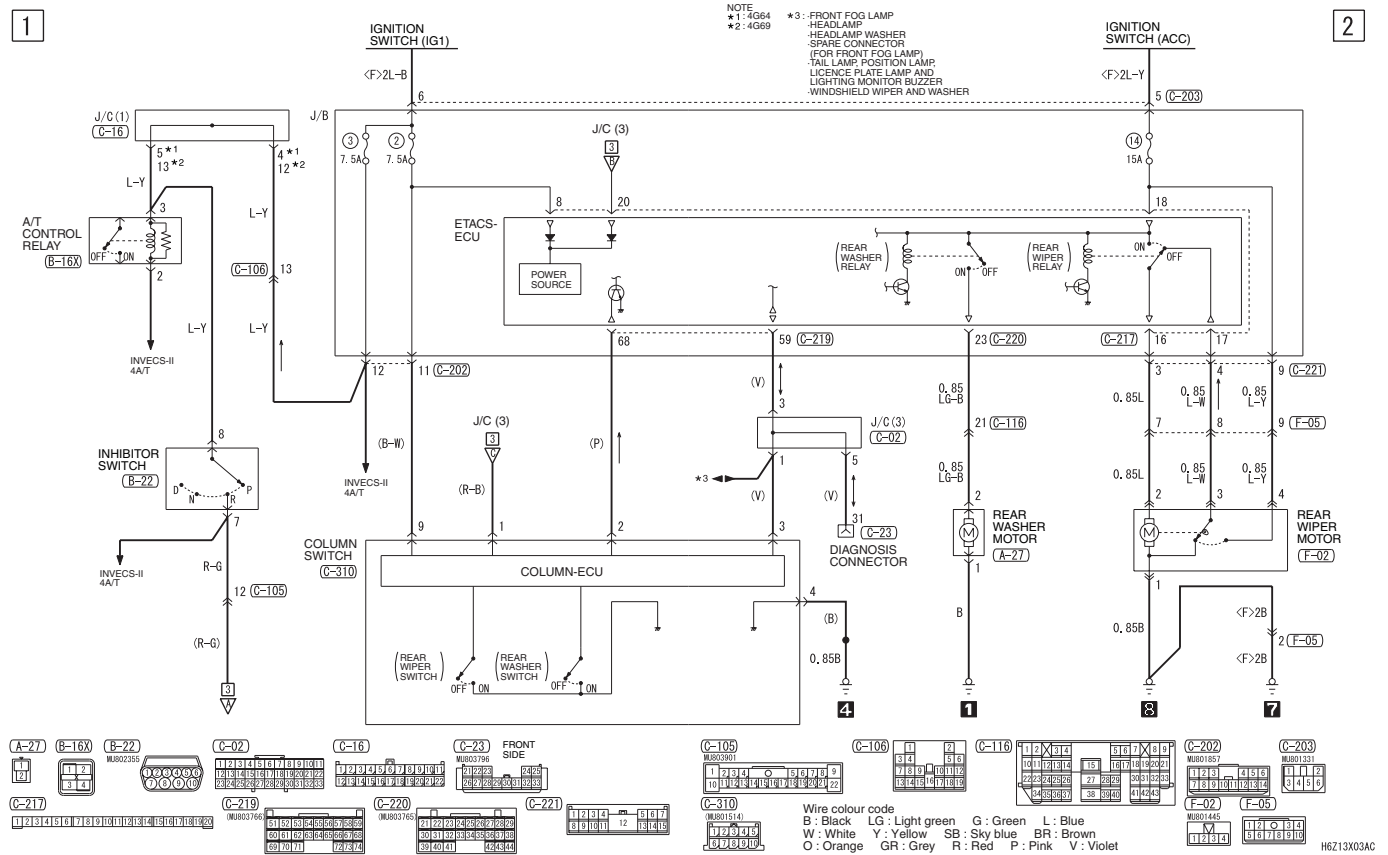
2



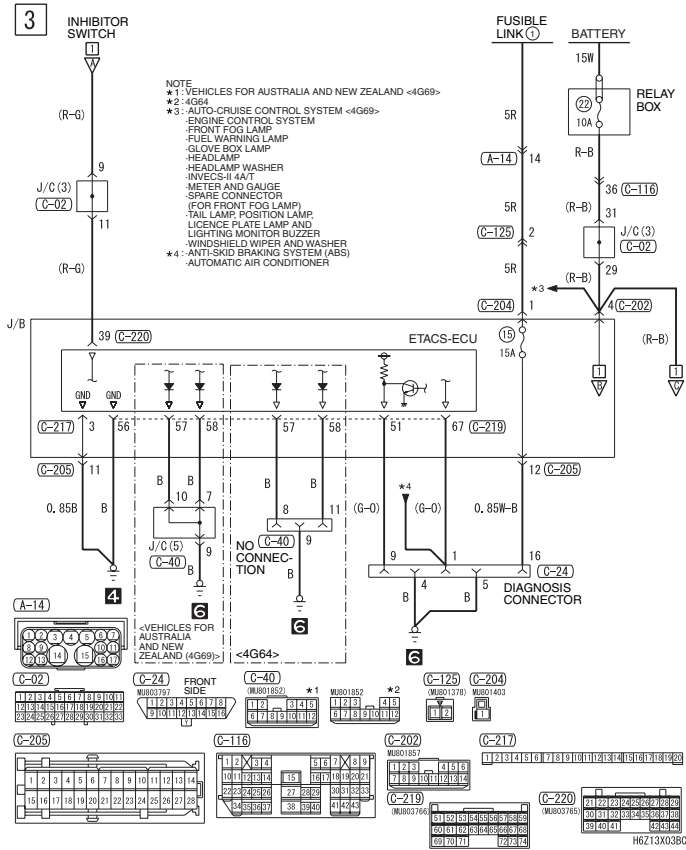
REAR WIPER AND WASHER <L.H. drive vehicles> (CONTINUED)



M1901006201553



REAR WIPER AND WASHER <R.H. drive vehicles> (CONTINUED)



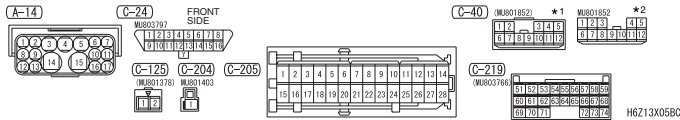
3



M1901006300331

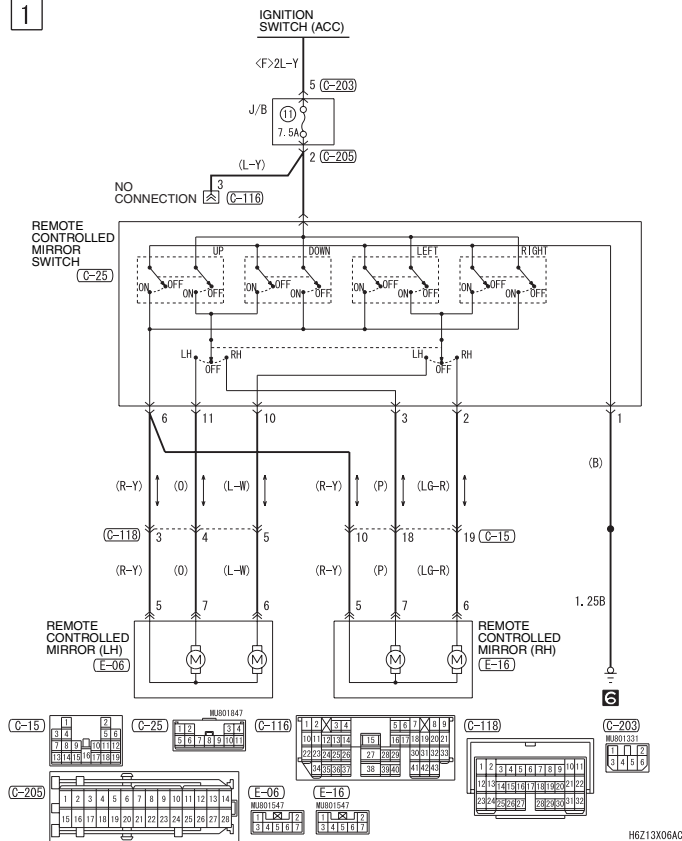


3



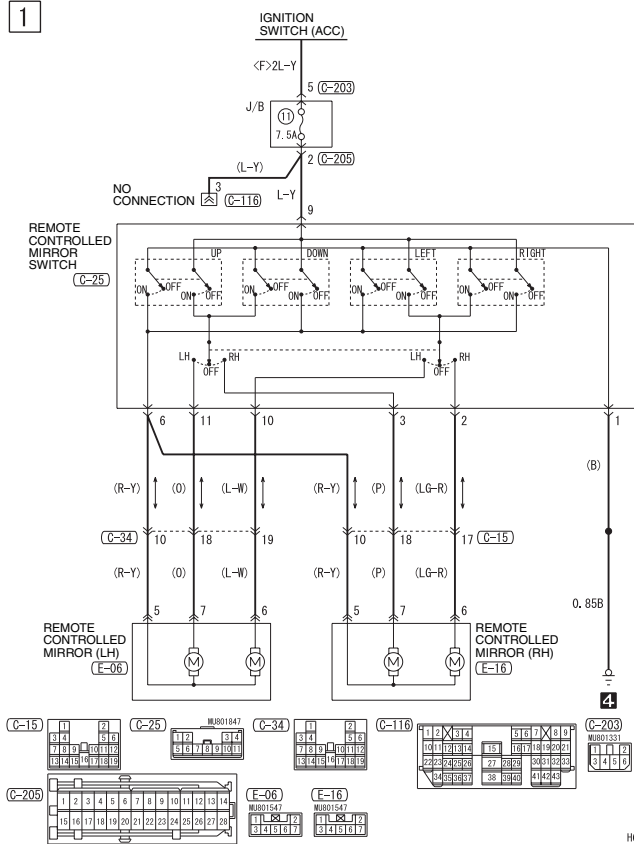
REMOTE CONTROLLED MIRROR <L.H. drive vehicles>

1



REMOTE CONTROLLED MIRROR <R.H.
drive vehicles>

M1901006501598

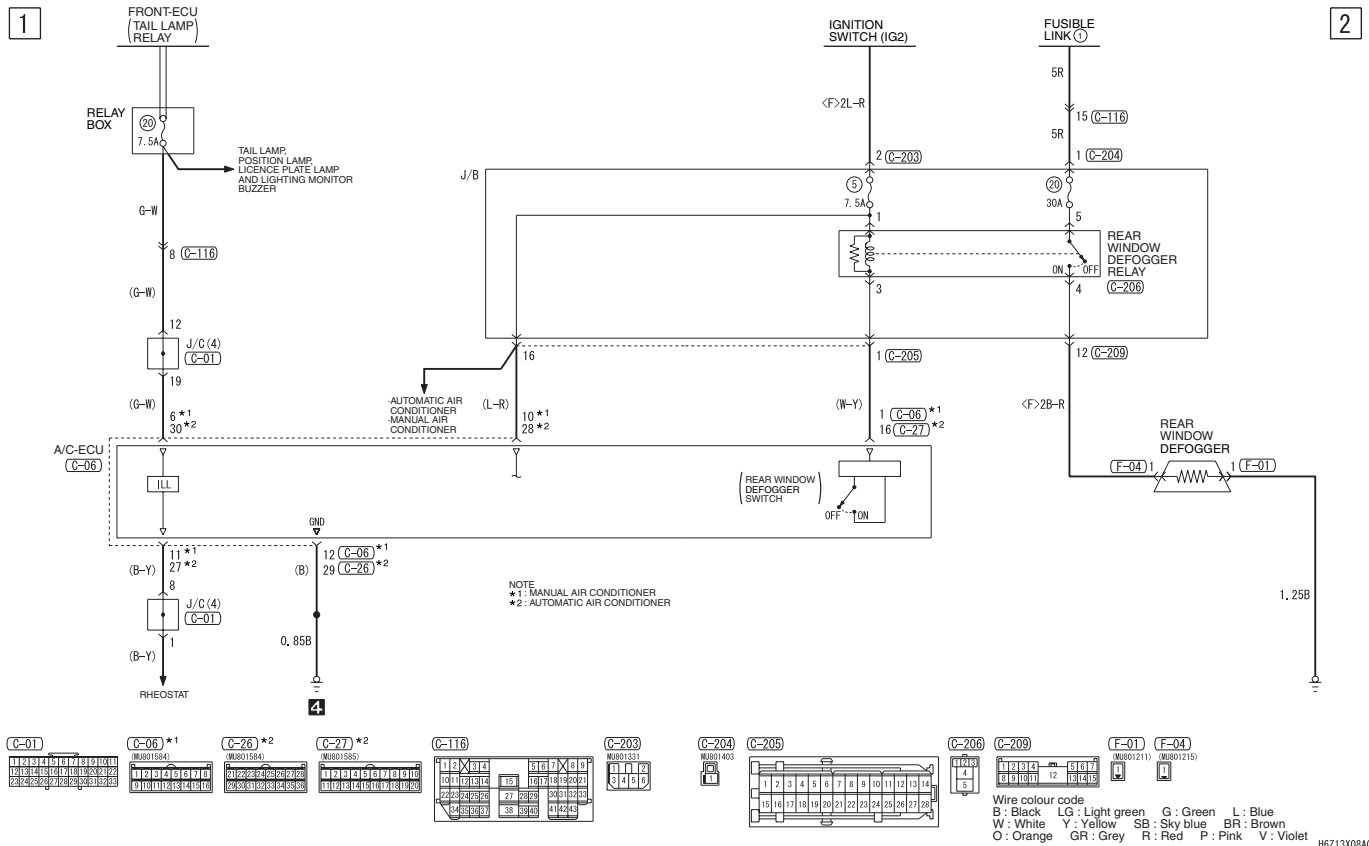


HGZ13X07AC

REAR WINDOW DEFOGGER

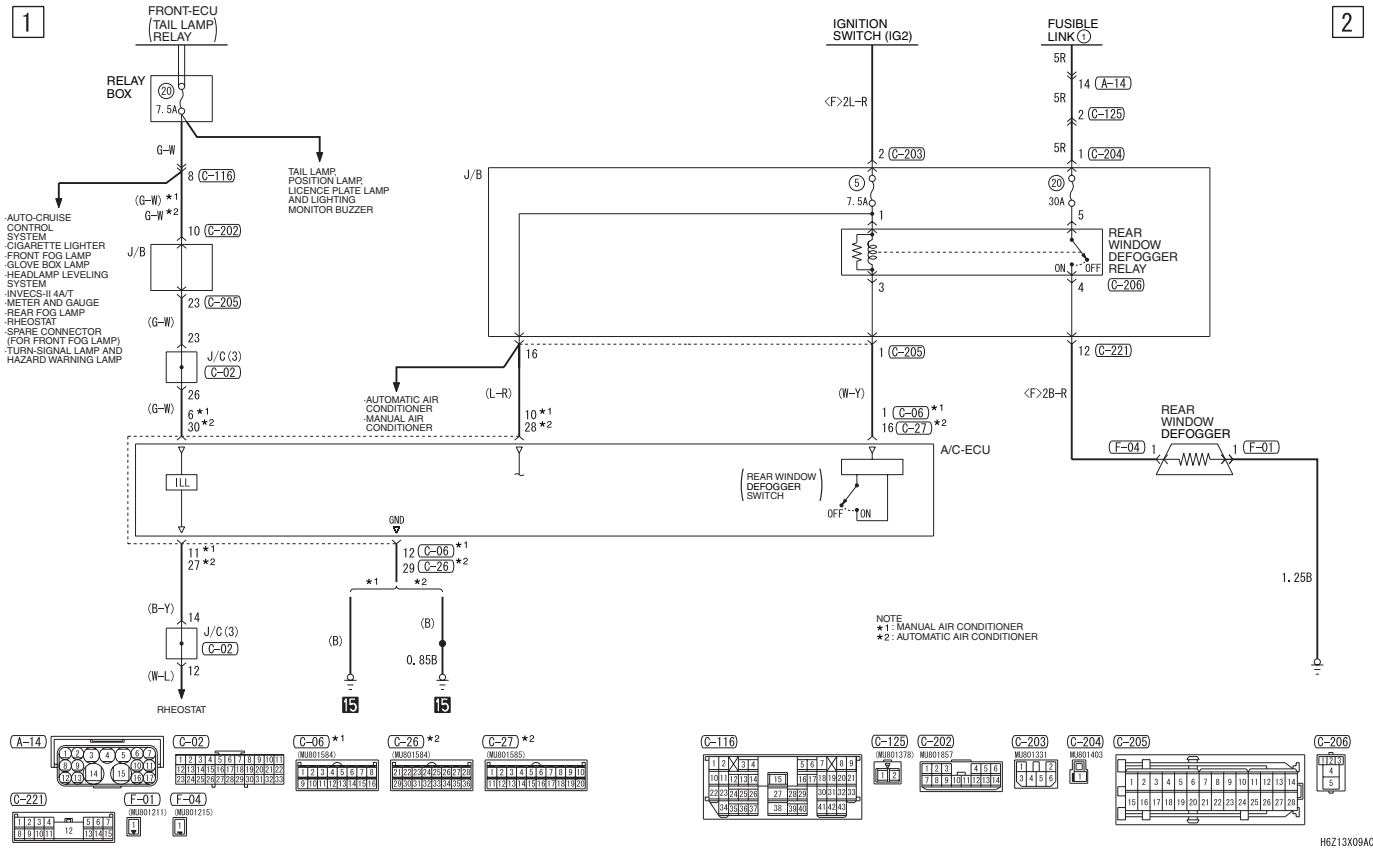
REAR WINDOW DEFOGGER <L.H. drive vehicles>

M1901006401085



REAR WINDOW DEFOGGER <R.H. drive
vehicles>

M1901006401096



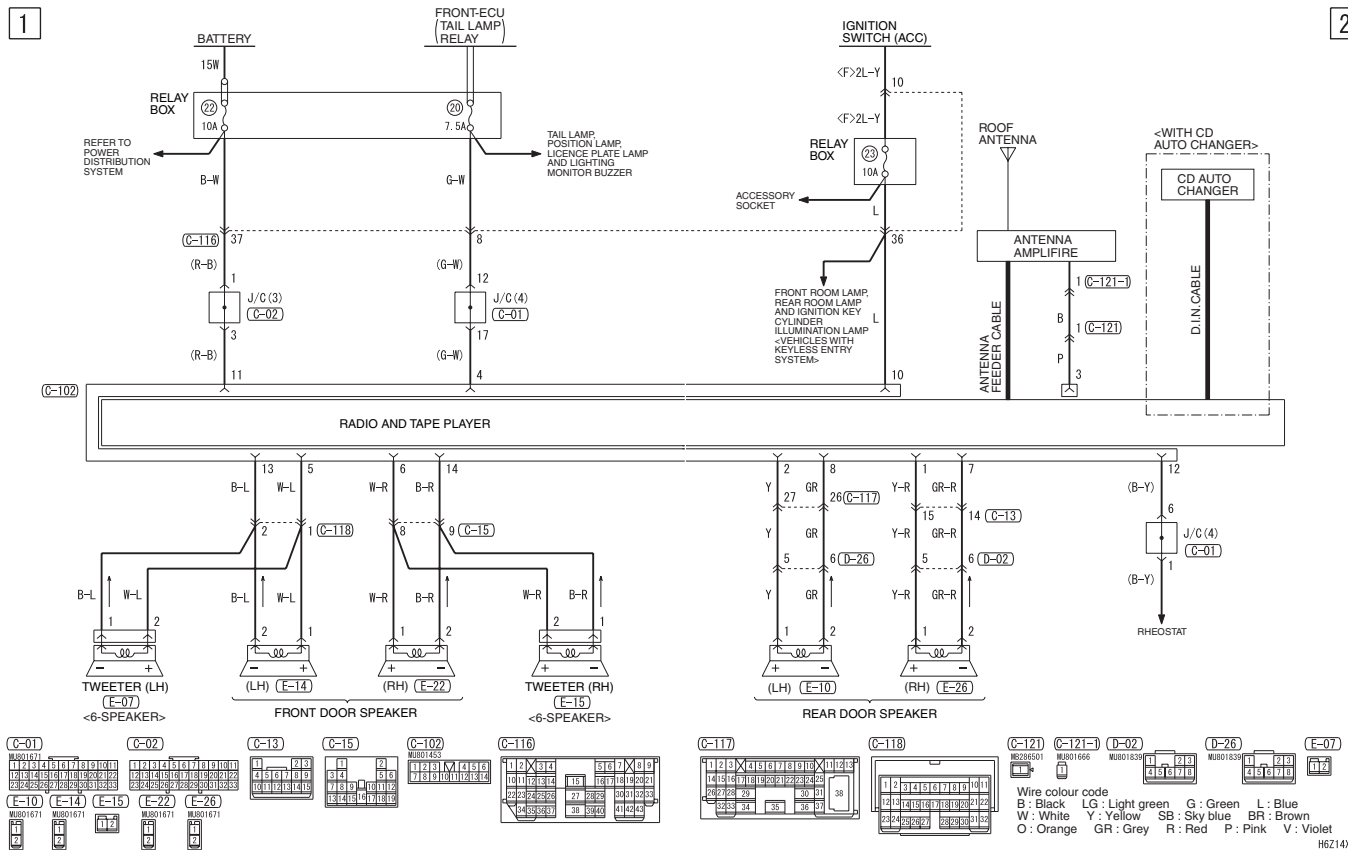
AUDIO SYSTEM

AUDIO SYSTEM <L.H. drive vehicles for
Argentina>

M1901015602024

1

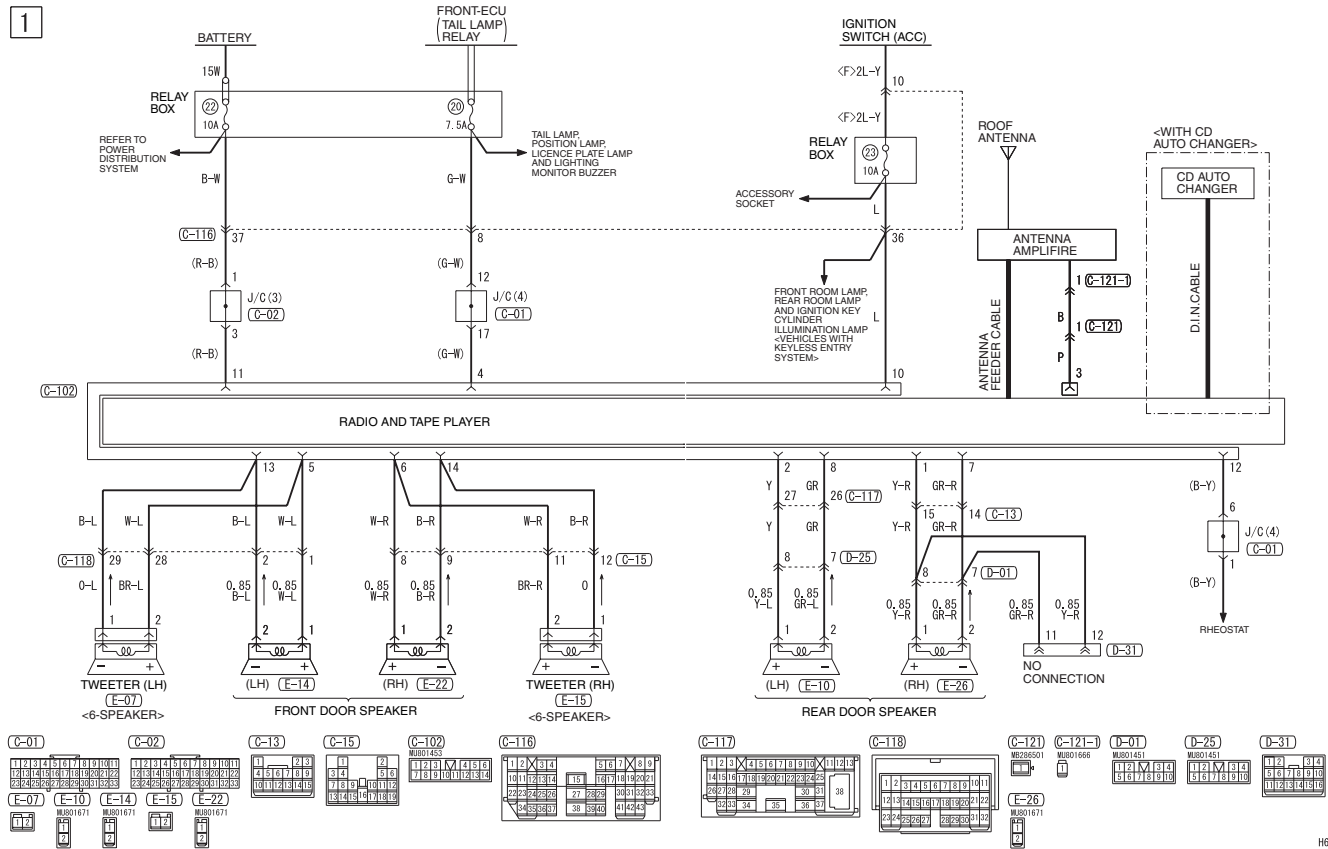
2



AUDIO SYSTEM <L.H. drive vehicles
(Except for Argentina)>

M1901015602035

2



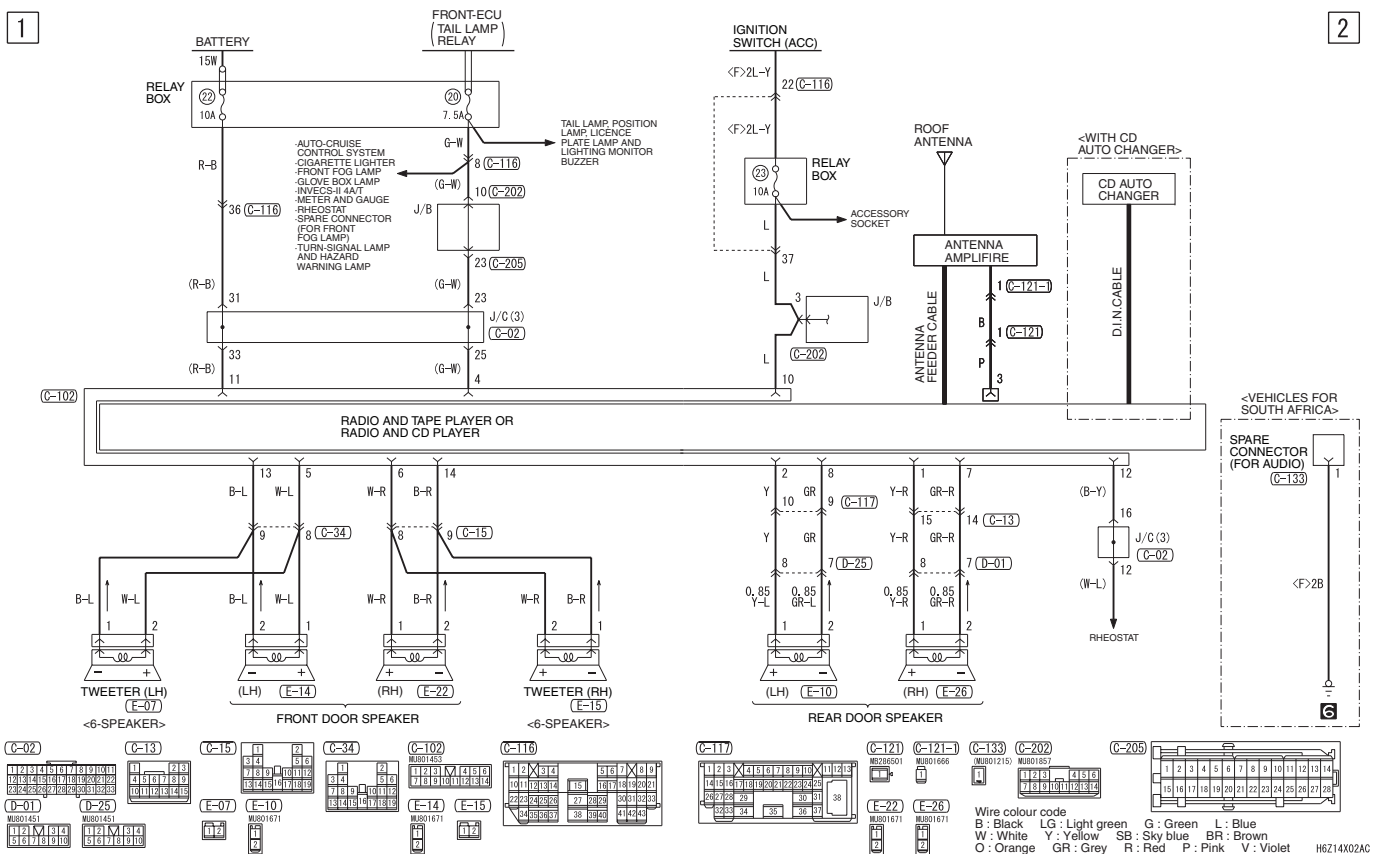
H6Z14X01AC

AUDIO SYSTEM <R.H. drive vehicles>

M1901015602046

1

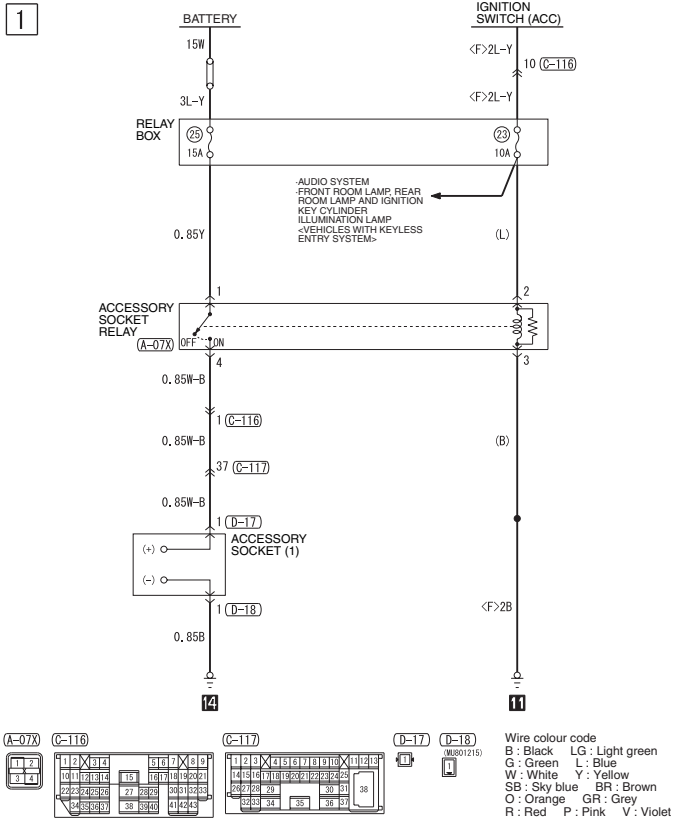
2



ACCESSORY SOCKET

ACCESSORY SOCKET <L.H. drive
vehicles>

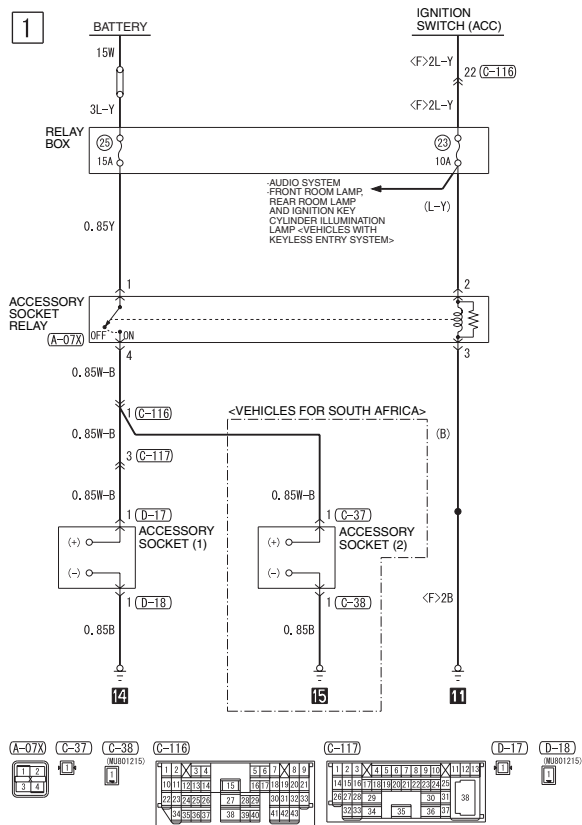
M1901019100371



H6Z14X03AC

**ACCESSORY SOCKET <R.H. drive
vehicles>**

M1901019100382

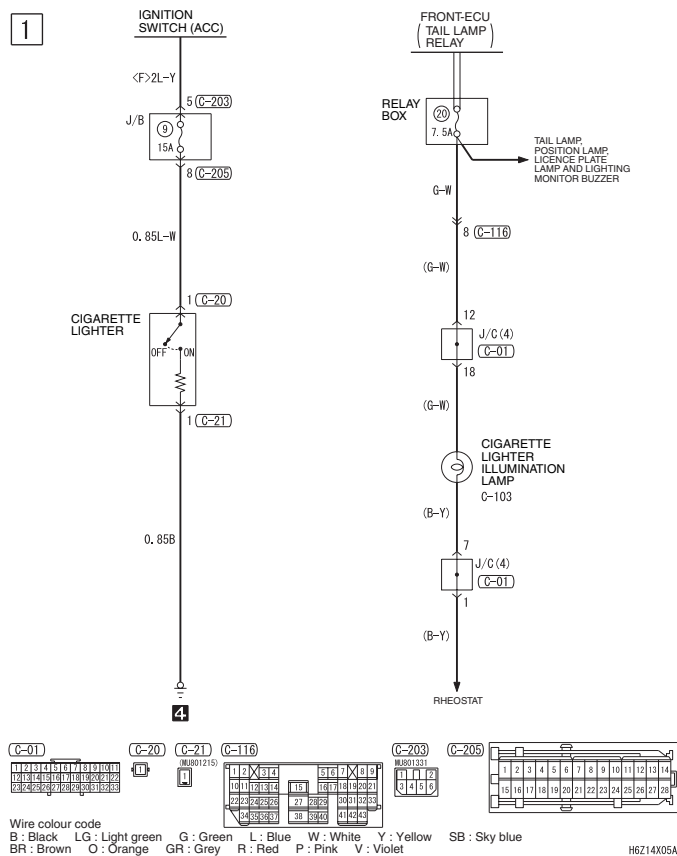


H6Z14X04AC

CIGARETTE LIGHTER

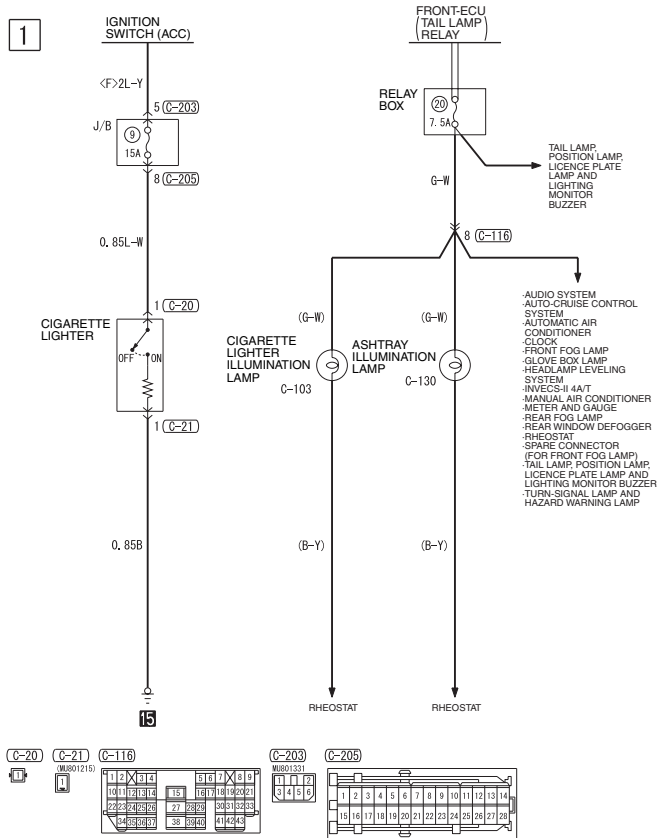
CIGARETTE LIGHTER <L.H. drive
vehicles>

M1901007801138



CIGARETTE LIGHTER <R.H. drive vehicles>

M1901007801149

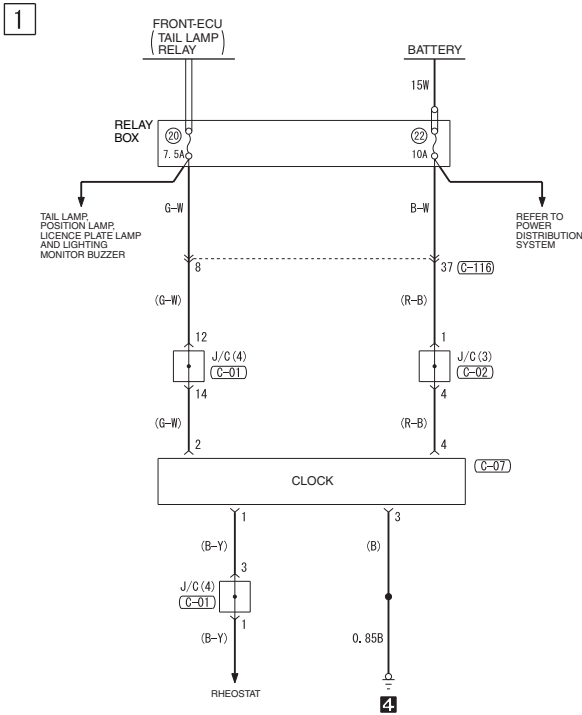


H6Z14X06AC

CLOCK

CLOCK <L.H. drive vehicles>

M1901007701142

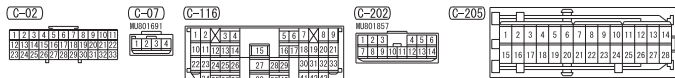
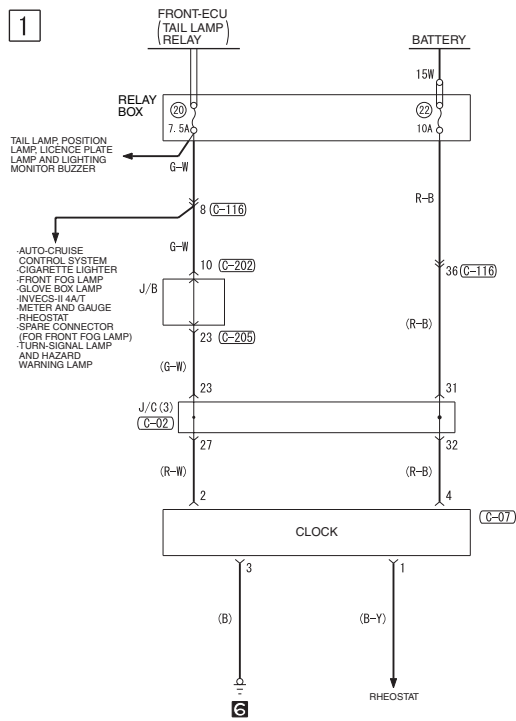


Wire colour code
B : Black LG : Light green G : Green L : Blue W : White Y : Yellow SB : Sky blue
BR : Brown O : Orange GR : Grey R : Red P : Pink V : Violet

H6Z14X07AC

CLOCK <R.H. drive vehicles>

M1901007701153



Wire colour code
B : Black LG : Light green G : Green L : Blue W : White Y : Yellow SB : Sky blue
BR : Brown O : Orange GR : Grey R : Red P : Pink V : Violet

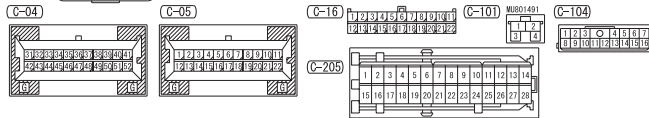
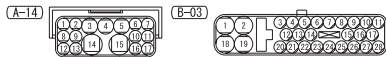
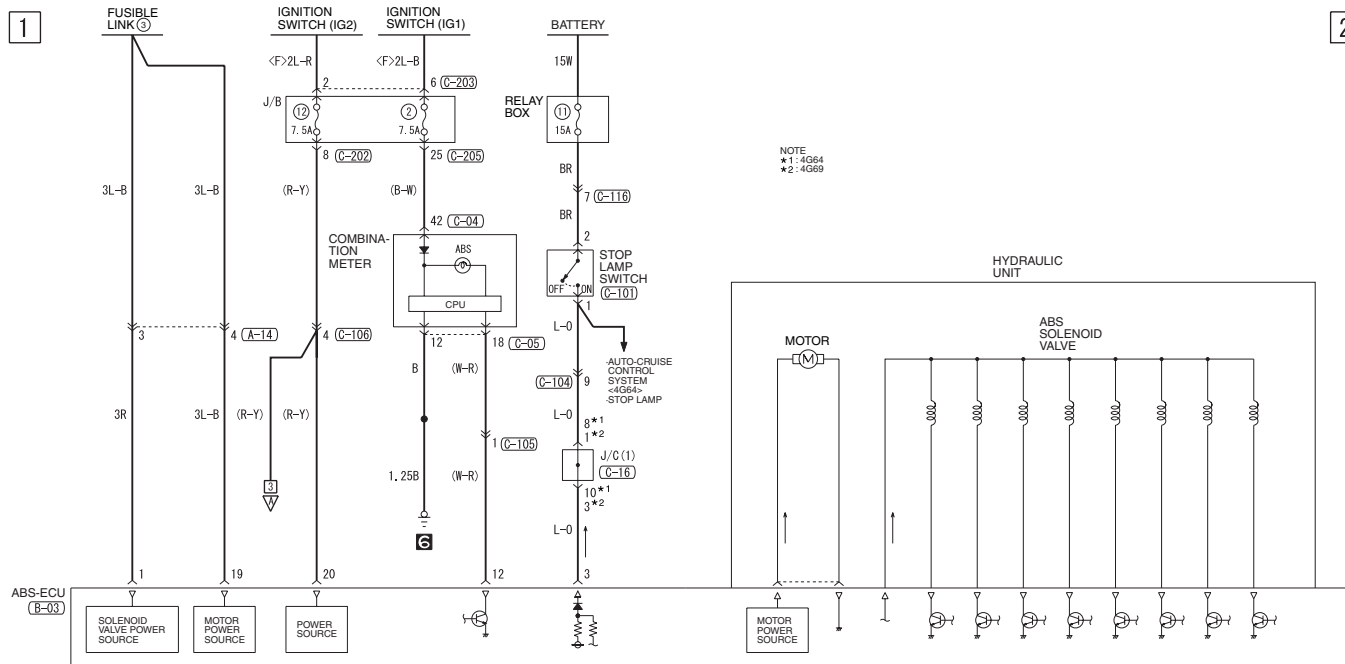
H6Z14X08AC

ANTI-SKID BRAKING SYSTEM (ABS)

ANTI-SKID BRAKING SYSTEM (ABS)

<L.H. drive vehicles>

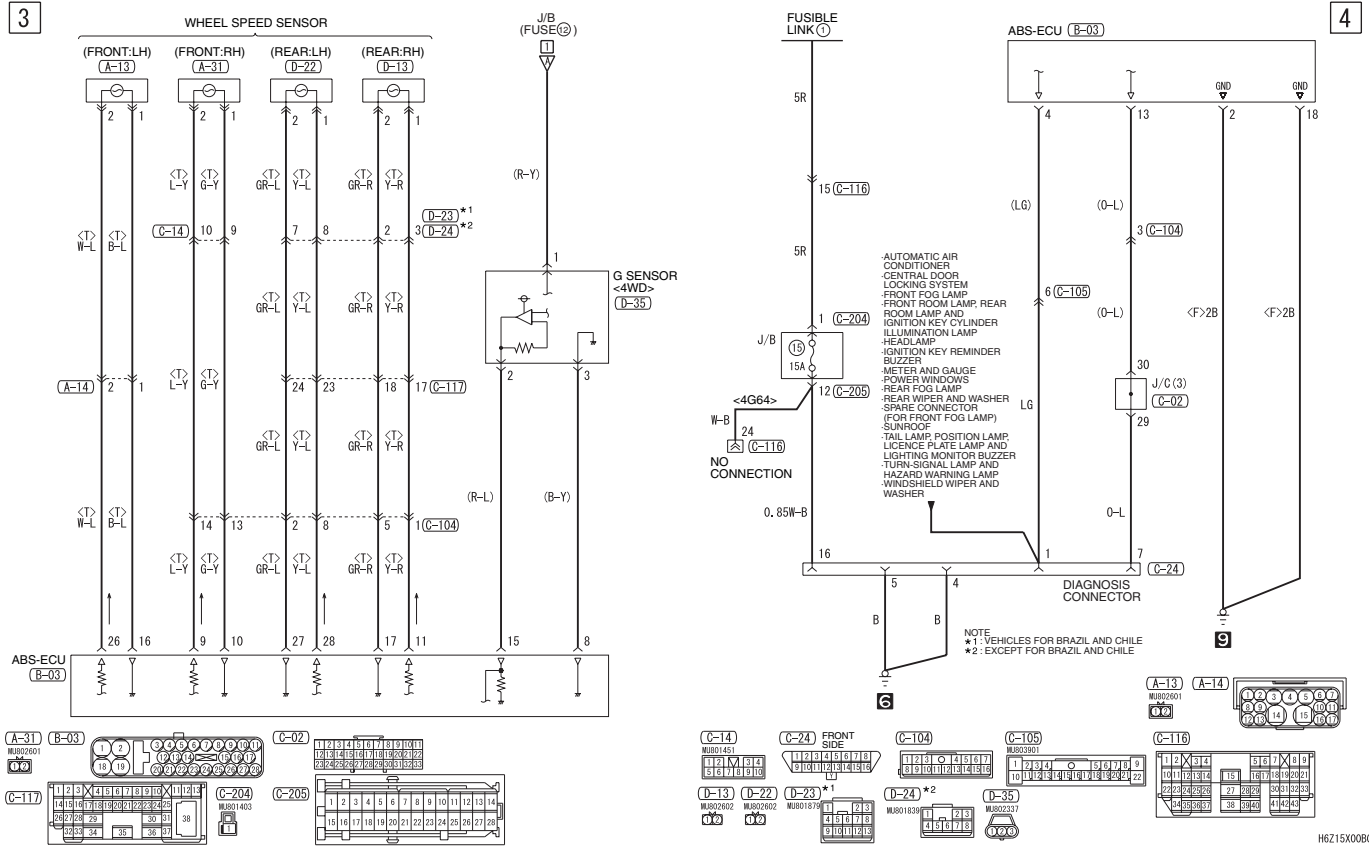
M1901008401371



Wire colour code
B : Black LG : Light green G : Green L : Blue W : White Y : Yellow SB : Sky blue
BR : Brown O : Orange GR : Grey R : Red P : Pink V : Violet

H6Z15X004C

ANTI-SKID BRAKING SYSTEM (ABS) <L.H. drive vehicles> (CONTINUED)

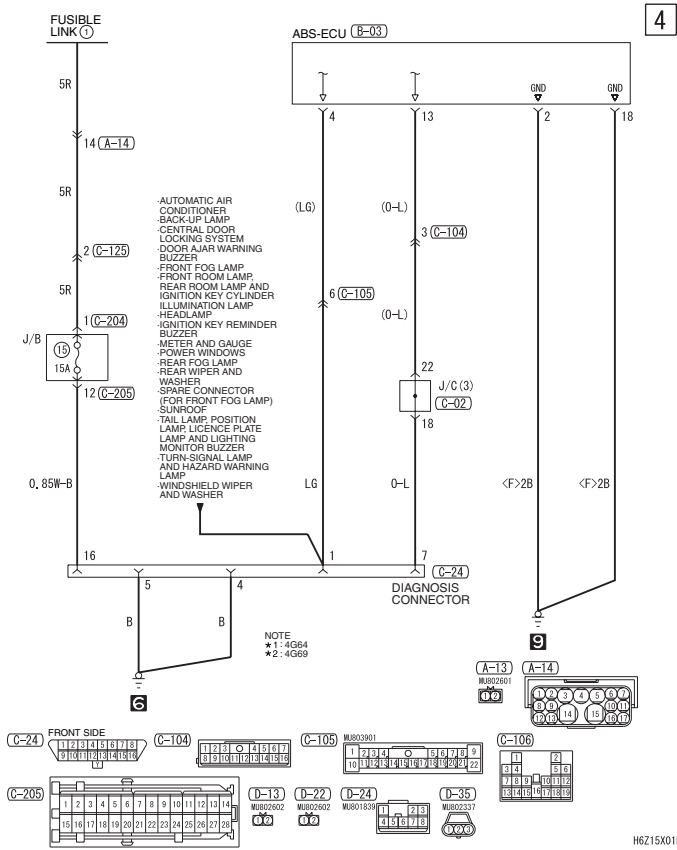
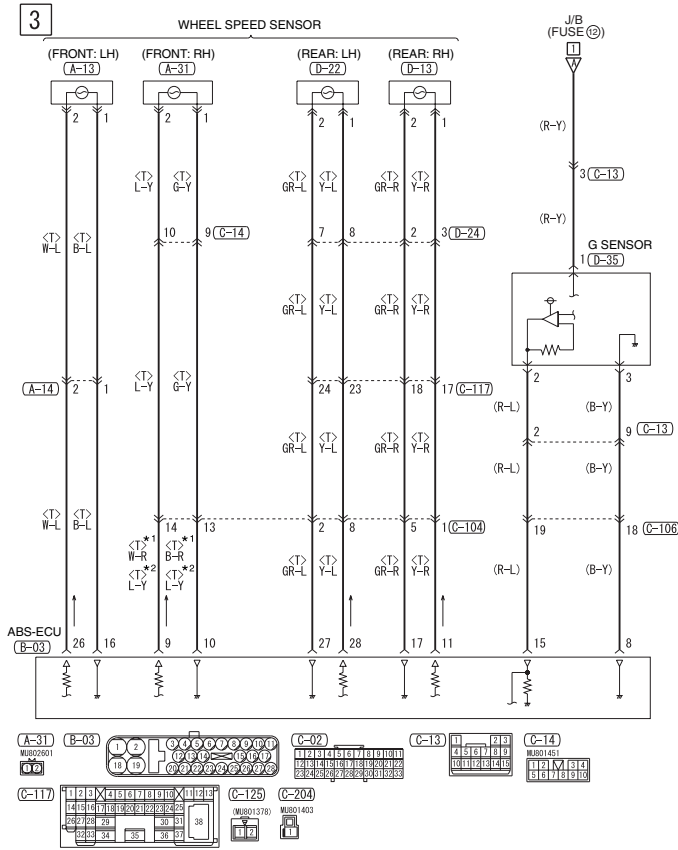


<R.H. drive vehicles>

M1901008401382



ANTI-SKID BRAKING SYSTEM (ABS) <R.H. drive vehicles> (CONTINUED)

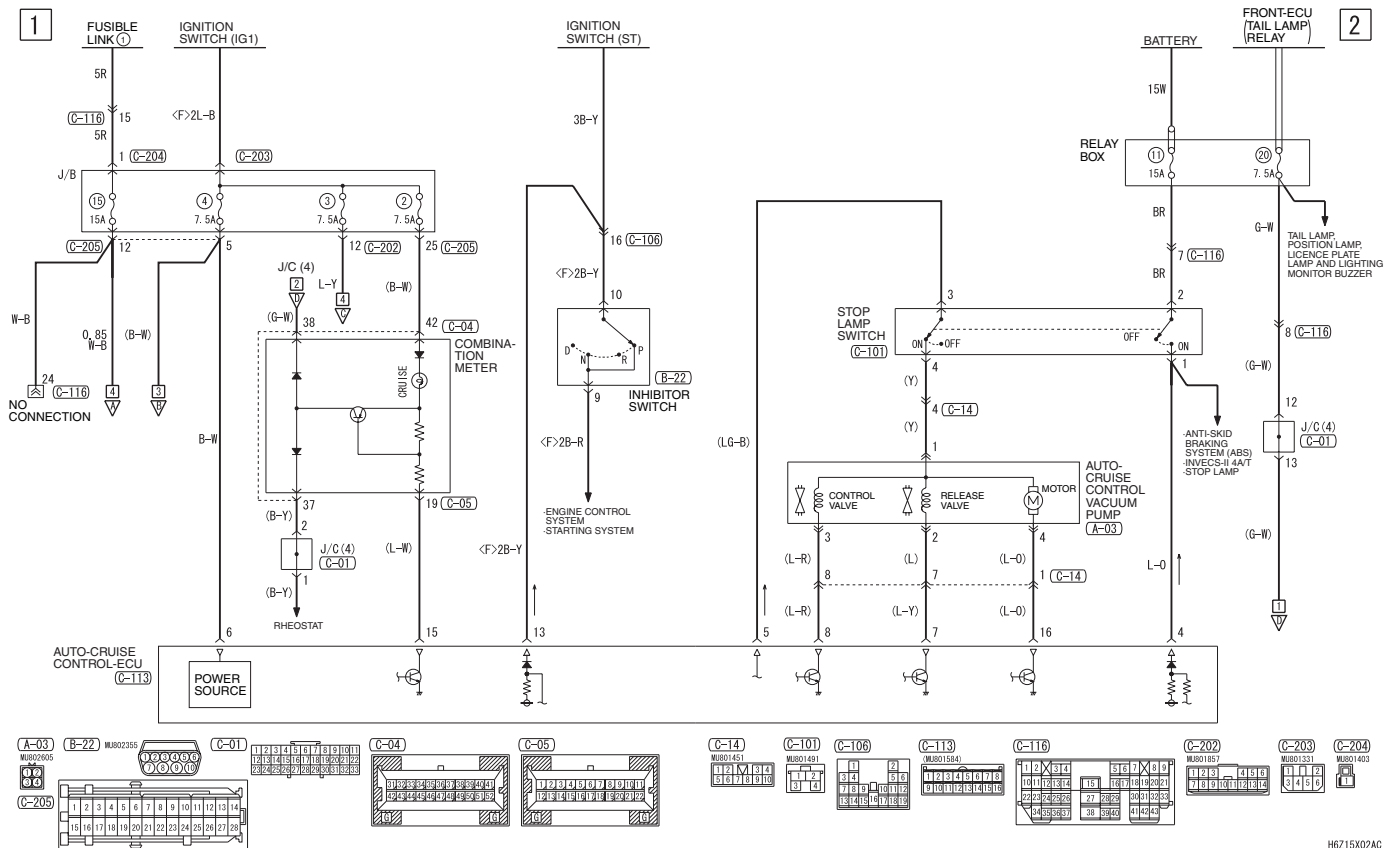


AUTO-CRUISE CONTROL SYSTEM

AUTO-CRUISE CONTROL SYSTEM

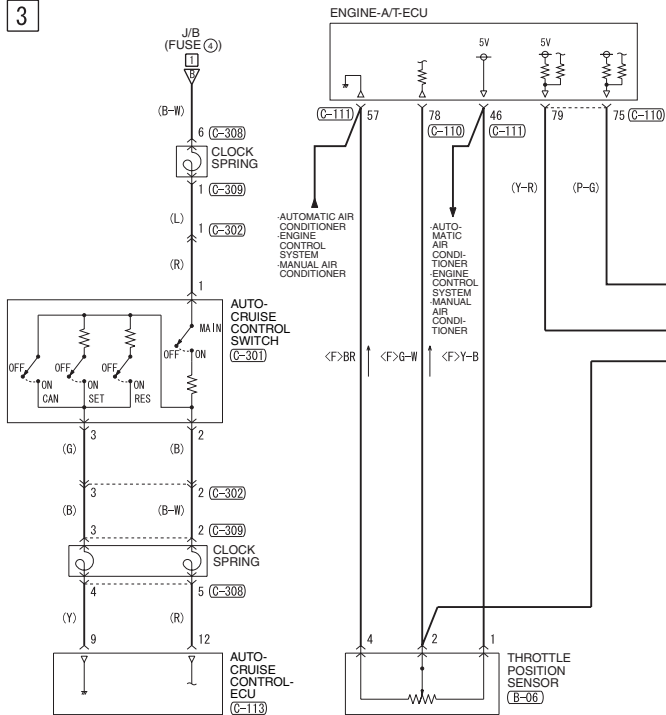
<4G64 (L.H. drive vehicles)>

M1901009302035



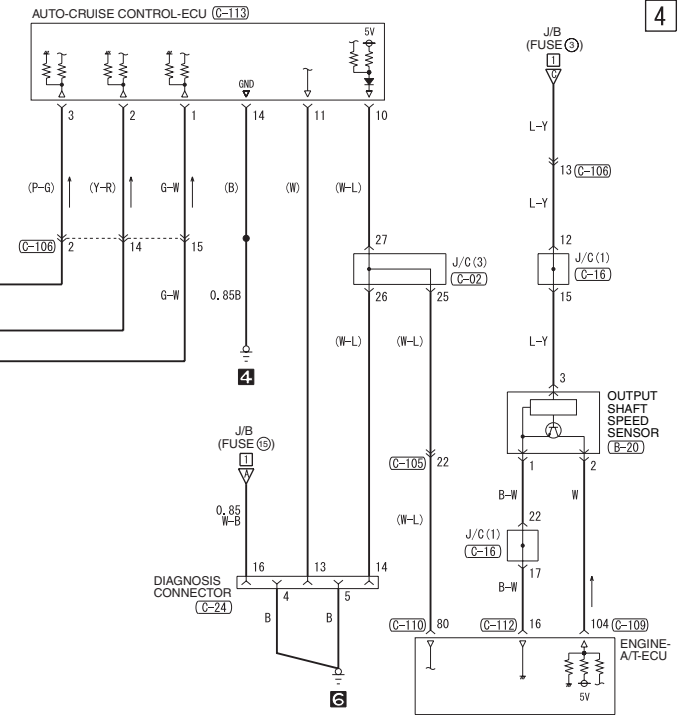
AUTO-CRUISE CONTROL SYSTEM <4G64 (L.H. drive vehicles)> (CONTINUED)

3



(B-06) MUR02724	(B-20) MUR0348	(C-02) MUR03784	(C-16) MUR03784	(C-24) FRONT SIDE MUR03787	(C-105) MUR03901
(C-112) MUR03784	(C-113) MUR03784	(C-301) MUR03784	(C-302) MUR03784	(C-303) MUR03784	(C-309) MUR03784

4



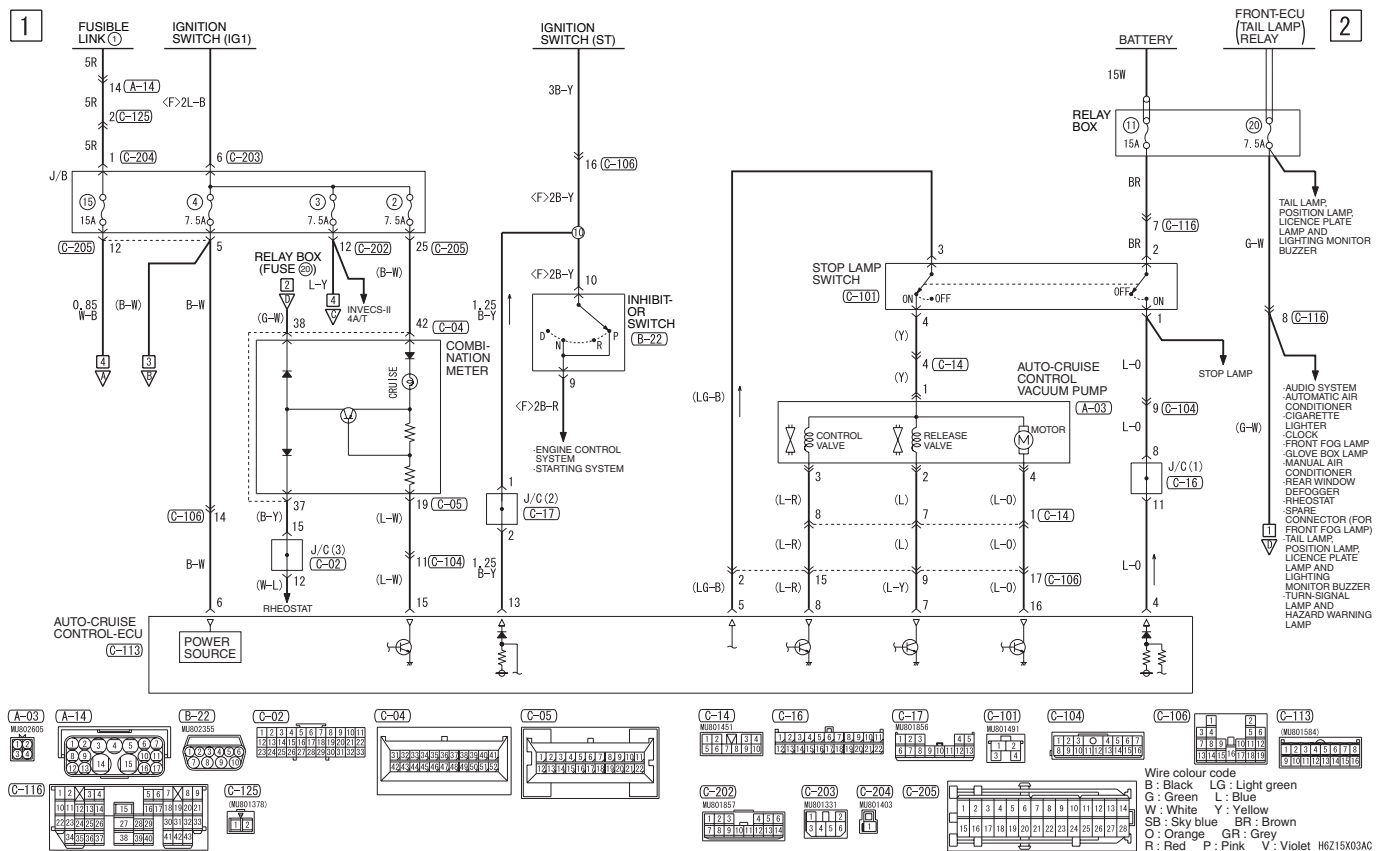
(C-106) MUR03784	(C-109) MUR03784	(C-110) MUR03784	(C-111) MUR03784
----------------------------	----------------------------	----------------------------	----------------------------

Wire colour code
B : Black LG : Light green G : Green L : Blue W : White Y : Yellow SB : Sky blue
BR : Brown O : Orange GR : Grey R : Red P : Pink V : Violet

AUTO-CRUISE CONTROL SYSTEM

<4G64 (R.H. drive vehicles)>

M1901009302046



3



Wire colour code
B: Black LG: Light green G: Green L: Blue W: White Y: Yellow SB: Sky blue
BR: Brown O: Orange GR: Grey R: Red P: Pink V: Violet

H6Z15X03BC

<4G69 (L.H. drive vehicles)>

M1901009302057

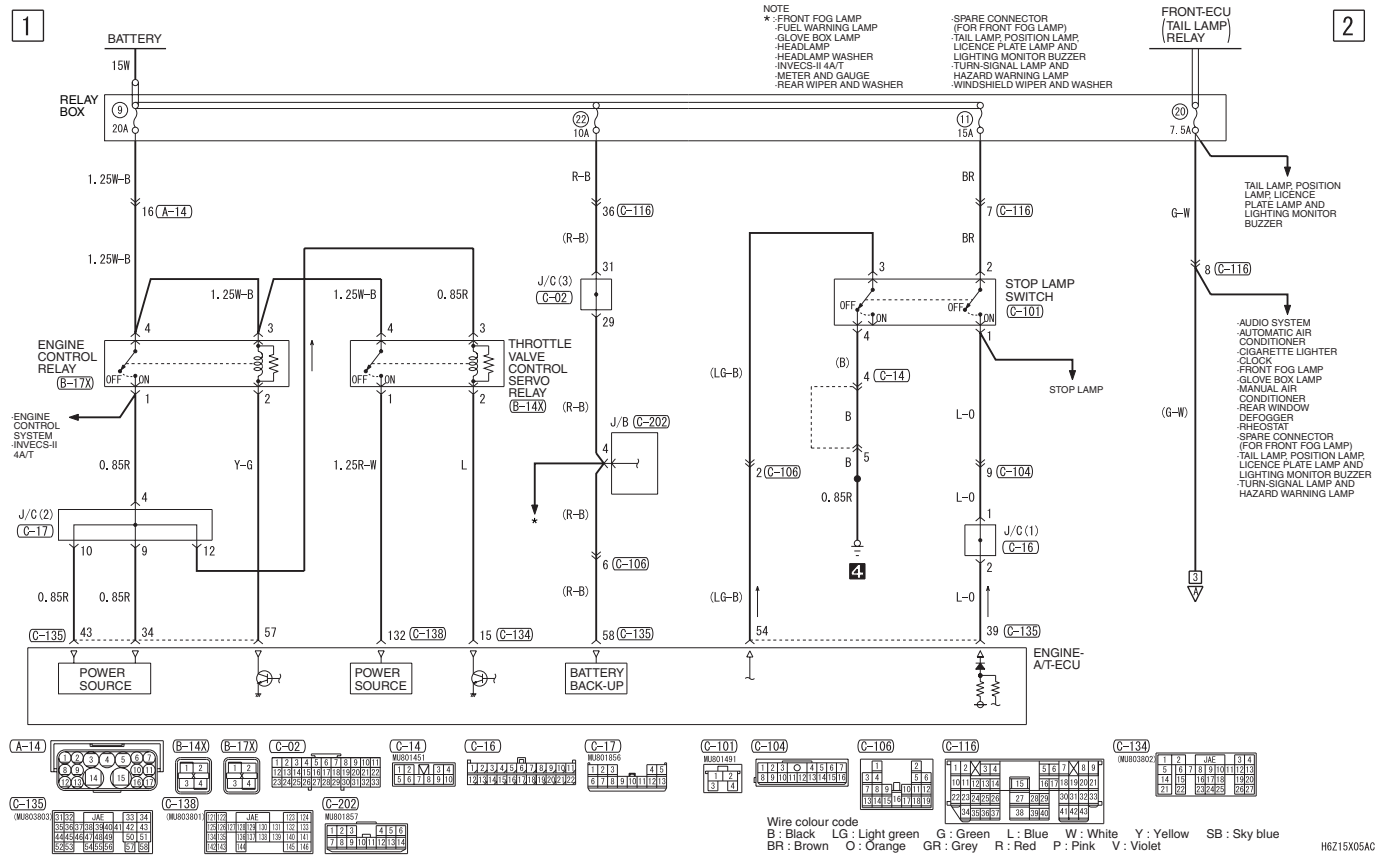


H6Z15X04CC

AUTO-CRUISE CONTROL SYSTEM

<4G69 (R.H. drive vehicles)>

M1901009302068



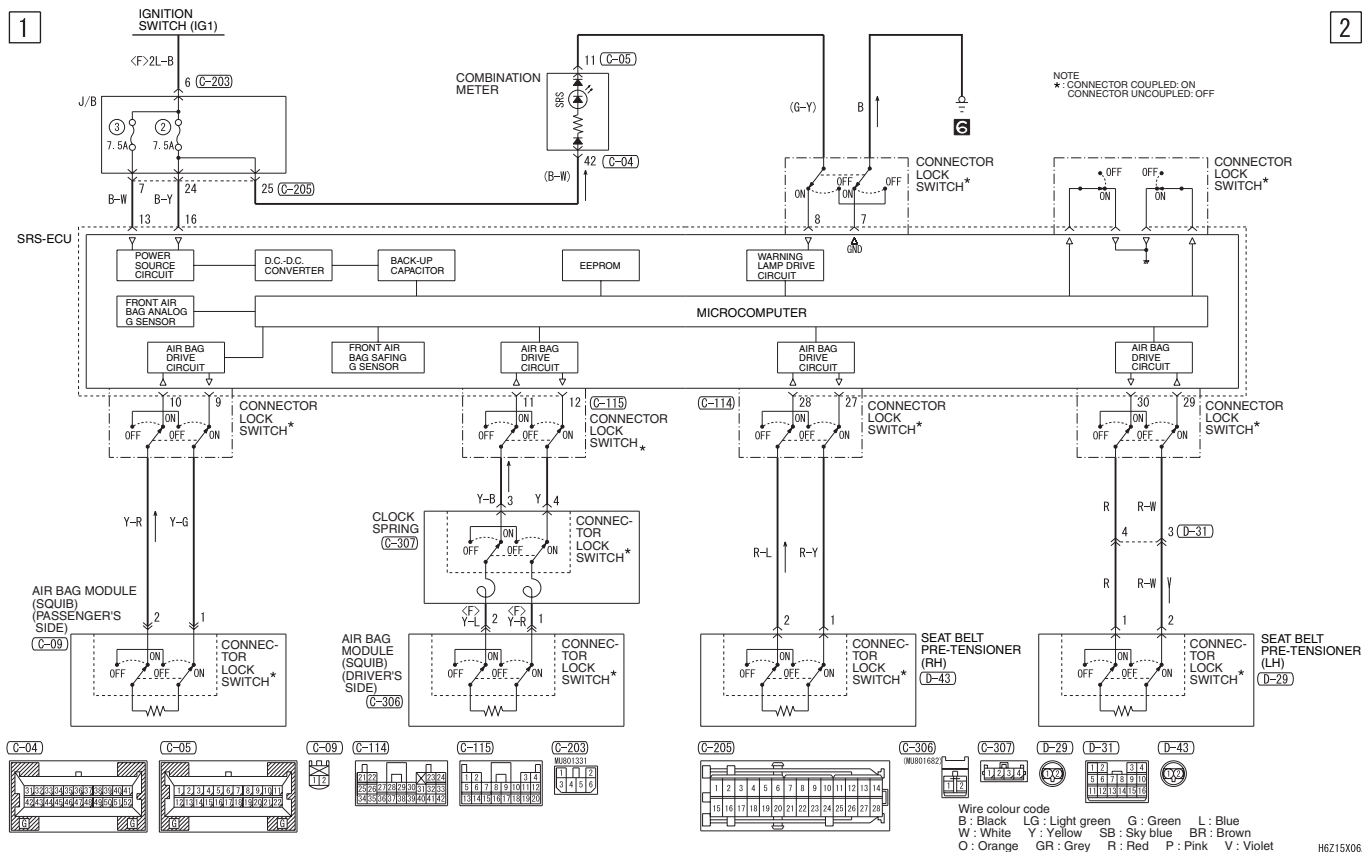
H6215X05AC

H6Z15X05CC

SUPPLEMENTAL RESTRAINT SYSTEM (SRS)

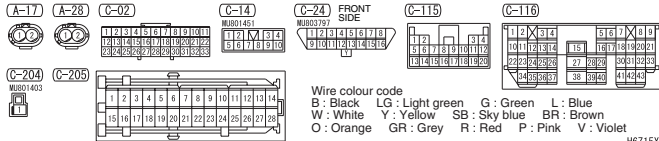
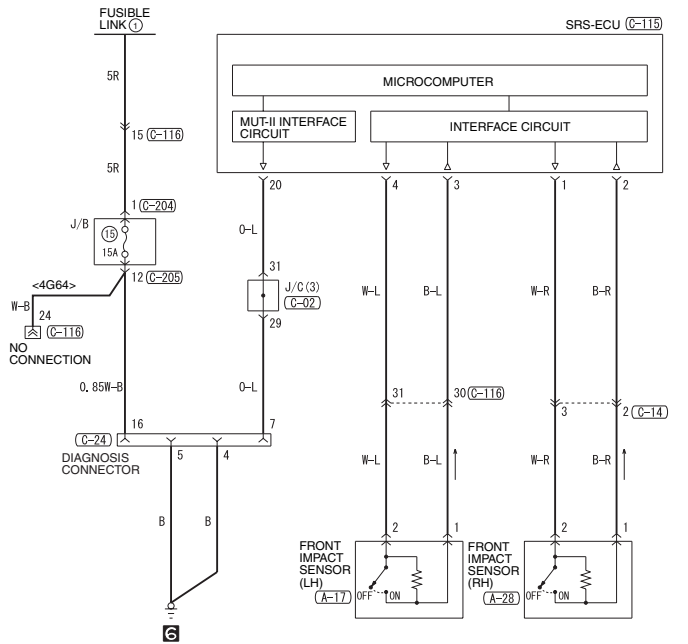
SUPPLEMENTAL RESTRAINT SYSTEM
(SRS) <L.H. drive vehicles>

M1901009701911



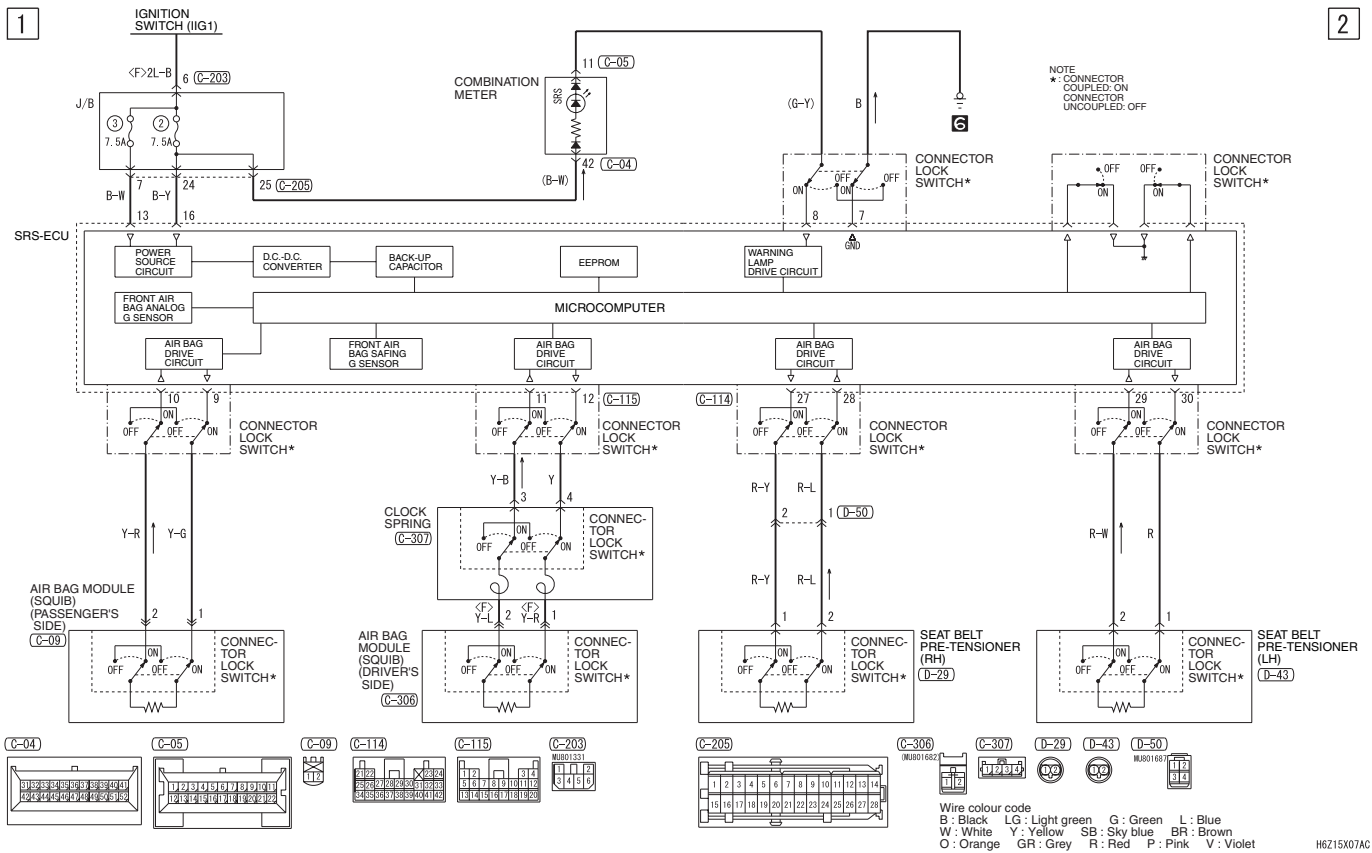
SUPPLEMENTAL RESTRAINT SYSTEM (SRS) <L.H. drive vehicles> (CONTINUED)

3



HEZ15X06BC

M1901009701922



[illegible]

SUNROOF <L.H. drive vehicles>

2



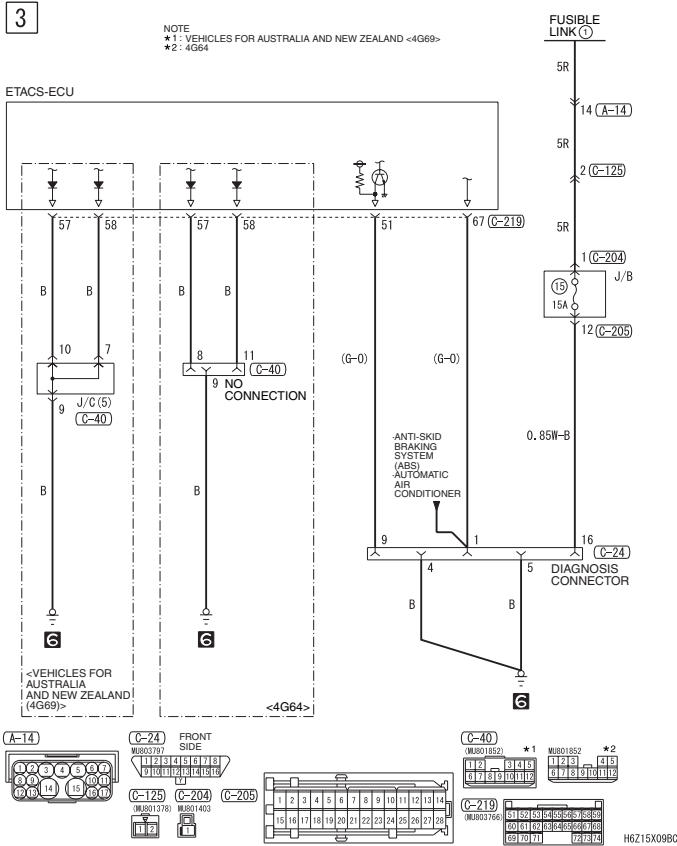
3



M1901009901380



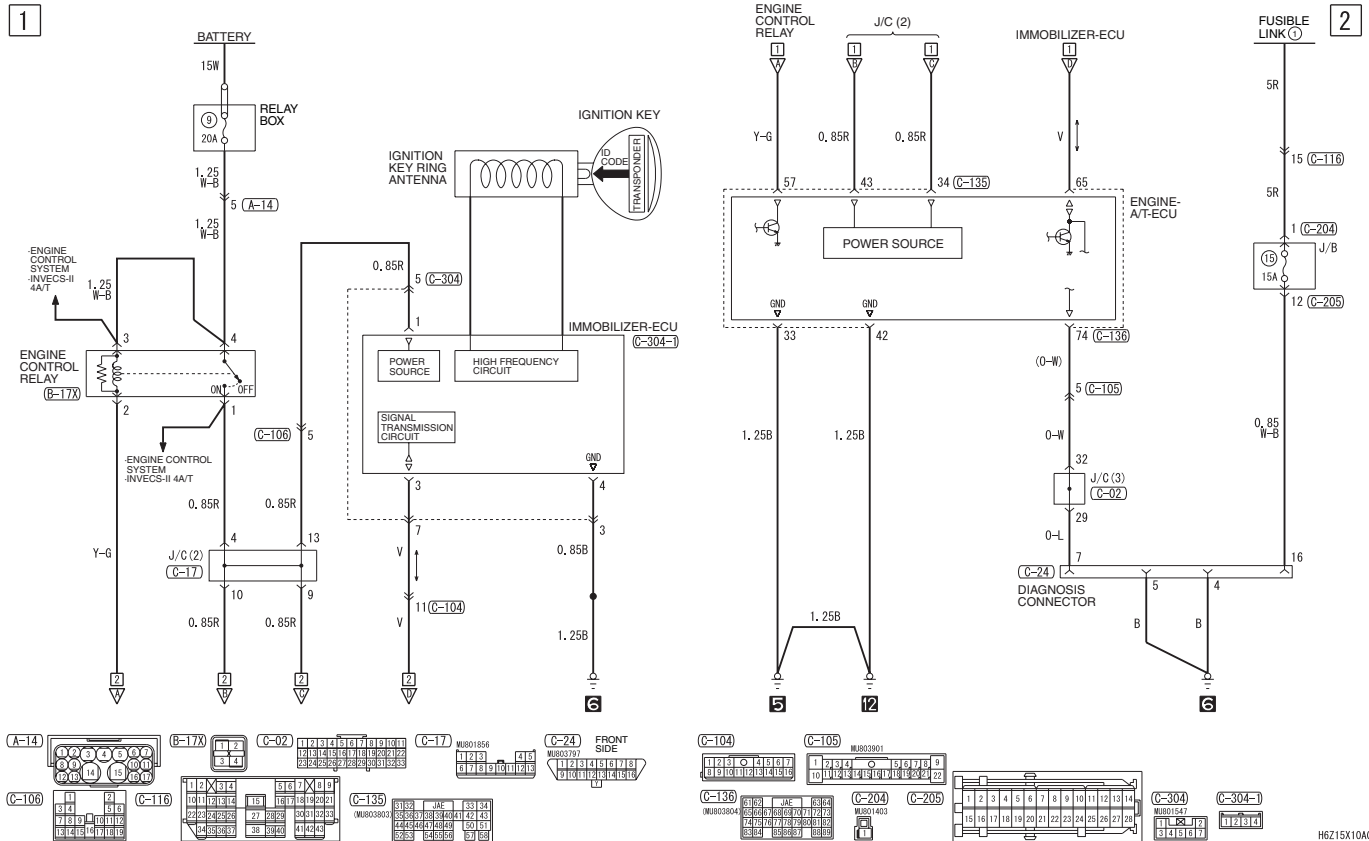
SUNROOF <R.H. drive vehicles> (CONTINUED)



IMMOBILIZER SYSTEM

IMMOBILIZER SYSTEM <Vehicles for
GCC and Argentina>

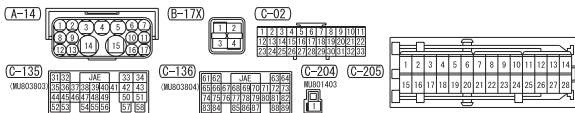
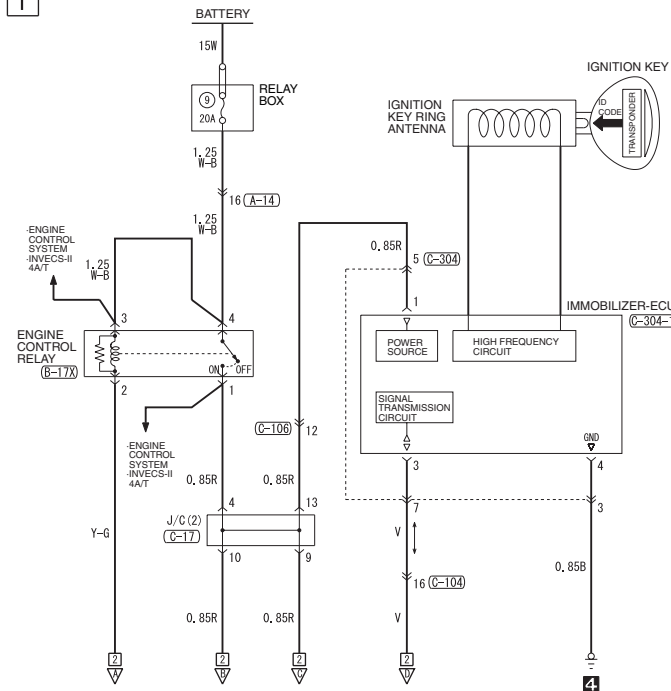
M1901013602125



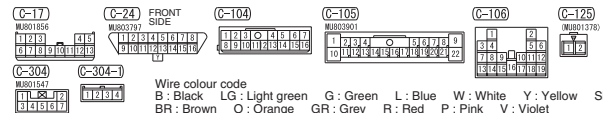
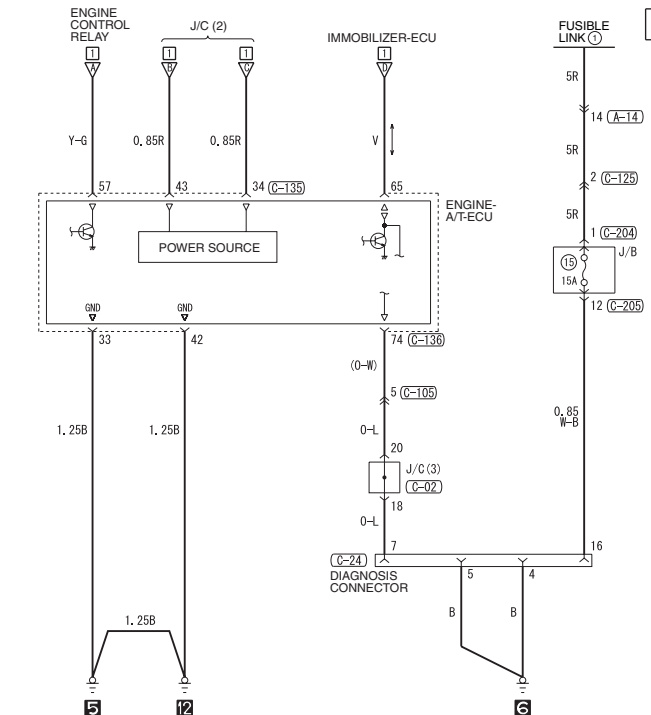
IMMOBILIZER SYSTEM <Vehicles for Australia, New Zealand (4G69) and South Africa>

M1901013602136

1



2



Wire colour code
 B : Black LG : Light green G : Green L : Blue W : White Y : Yellow SB : Sky blue
 BR : Brown O : Orange GR : Grey R : Red P : Pink V : Violet

H6Z15X1AC

IGNITION KEY REMINDER BUZZER <L.H. drive vehicles>

1

FUSIBLE LINK ①

BATTERY

RELAY BOX

REFER TO POWER DISTRIBUTION SYSTEM

ETACS-ECU

BUZZER

POWER SOURCE

KEY REMINDER SWITCH (WHEN REMOVING KEY: ON) (C-304)

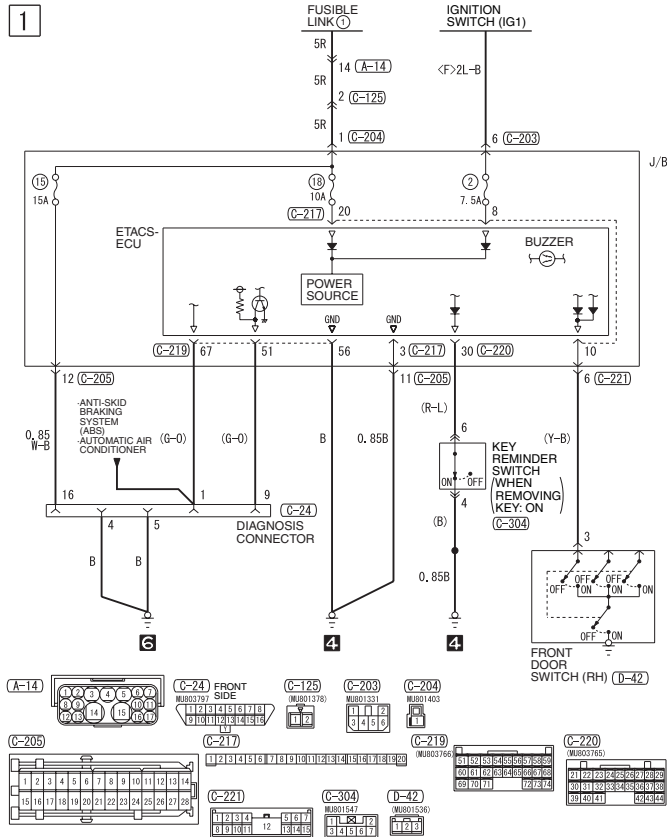
FRONT DOOR SWITCH (LH) (D-28)

Wiring Diagram Details:

- Wires:** 5R, 15 (C-116), 5R, 1 (C-204), 15A, 15, 12 (C-205), 0.85 W-B, 16, 5, 4, 9, 1, 67, 51, 56, 67, 11 (C-205), 30 (C-220), 6, 4, 3, 10, 6, 3, 12, 13, 14, 15, 16, 17, 18, 19, 20, 21, 22, 23, 24, 25, 26, 27, 28, 29, 30, 31, 32, 33, 34, 35, 36, 37, 38, 39, 40, 41, 42, 43, 44, 45, 46, 47, 48, 49, 50, 51, 52, 53, 54, 55, 56, 57, 58, 59, 60, 61, 62, 63, 64, 65, 66, 67, 68, 69, 70, 71, 72, 73, 74, 75, 76, 77, 78, 79, 80, 81, 82, 83, 84, 85, 86, 87, 88, 89, 90, 91, 92, 93, 94, 95, 96, 97, 98, 99, 100, 101, 102, 103, 104, 105, 106, 107, 108, 109, 110, 111, 112, 113, 114, 115, 116, 117, 118, 119, 120, 121, 122, 123, 124, 125, 126, 127, 128, 129, 130, 131, 132, 133, 134, 135, 136, 137, 138, 139, 140, 141, 142, 143, 144, 145, 146, 147, 148, 149, 150, 151, 152, 153, 154, 155, 156, 157, 158, 159, 160, 161, 162, 163, 164, 165, 166, 167, 168, 169, 170, 171, 172, 173, 174, 175, 176, 177, 178, 179, 180, 181, 182, 183, 184, 185, 186, 187, 188, 189, 190, 191, 192, 193, 194, 195, 196, 197, 198, 199, 200, 201, 202, 203, 204, 205, 206, 207, 208, 209, 210, 211, 212, 213, 214, 215, 216, 217, 218, 219, 220, 221, 222, 223, 224, 225, 226, 227, 228, 229, 230, 231, 232, 233, 234, 235, 236, 237, 238, 239, 240, 241, 242, 243, 244, 245, 246, 247, 248, 249, 250, 251, 252, 253, 254, 255, 256, 257, 258, 259, 260, 261, 262, 263, 264, 265, 266, 267, 268, 269, 270, 271, 272, 273, 274, 275, 276, 277, 278, 279, 280, 281, 282, 283, 284, 285, 286, 287, 288, 289, 290, 291, 292, 293, 294, 295, 296, 297, 298, 299, 300, 301, 302, 303, 304, 305, 306, 307, 308, 309, 310, 311, 312, 313, 314, 315, 316, 317, 318, 319, 320, 321, 322, 323, 324, 325, 326, 327, 328, 329, 330, 331, 332, 333, 334, 335, 336, 337, 338, 339, 340, 341, 342, 343, 344, 345, 346, 347, 348, 349, 350, 351, 352, 353, 354, 355, 356, 357, 358, 359, 360, 361, 362, 363, 364, 365, 366, 367, 368, 369, 370, 371, 372, 373, 374, 375, 376, 377, 378, 379, 380, 381, 382, 383, 384, 385, 386, 387, 388, 389, 390, 391, 392, 393, 394, 395, 396, 397, 398, 399, 400, 401, 402, 403, 404, 405, 406, 407, 408, 409, 410, 411, 412, 413, 414, 415, 416, 417, 418, 419, 420, 421, 422, 423, 424, 425, 426, 427, 428, 429, 430, 431, 432, 433, 434, 435, 436, 437, 438, 439, 440, 441, 442, 443, 444, 445, 446, 447, 448, 449, 450, 451, 452, 453, 454, 455, 456, 457, 458, 459, 460, 461, 462, 463, 464, 465, 466, 467, 468, 469, 470, 471, 472, 473, 474, 475, 476, 477, 478, 479, 480, 481, 482, 483, 484, 485, 486, 487, 488, 489, 490, 491, 492, 493, 494, 495, 496, 497, 498, 499, 500, 501, 502, 503, 504, 505, 506, 507, 508, 509, 510, 511, 512, 513, 514, 515, 516, 517, 518, 519, 520, 521, 522, 523, 524, 525, 526, 527, 528, 529, 530, 531, 532, 533, 534, 535, 536, 537, 538, 539, 540, 541, 542, 543, 544, 545, 546, 547, 548, 549, 550, 551, 552, 553, 554, 555, 556, 557, 558, 559, 560, 561, 562, 563, 564, 565, 566, 567, 568, 569, 570, 571, 572, 573, 574, 575, 576, 577, 578, 579, 580, 581, 582, 583, 584, 585, 586, 587, 588, 589, 590, 591, 592, 593, 594, 595, 596, 597, 598, 599, 600, 601, 602, 603, 604, 605, 606, 607, 608, 609, 610, 611, 612, 613, 614, 615, 616, 617, 618, 619, 620, 621, 622, 623, 624, 625, 626, 627, 628, 629, 630, 631, 632, 633, 634, 635, 636, 637, 638, 639, 640, 641, 642, 643, 644, 645, 646, 647, 648, 649, 650, 651, 652, 653, 654, 655, 656, 657, 658, 659, 660, 661, 662, 663, 664, 665, 666, 667, 668, 669, 670, 671, 672, 673, 674, 675, 676, 677, 678, 679, 680, 681, 682, 683, 684, 685, 686, 687, 688, 689, 690, 691, 692, 693, 694, 695, 696, 697, 698, 699, 700, 701, 702, 703, 704, 705, 706, 707, 708, 709, 710, 711, 712, 713, 714, 715, 716, 717, 718, 719, 720, 721, 722, 723, 724, 725, 726, 727, 728, 729, 730, 731, 732, 733, 734, 735, 736, 737, 738, 739, 740, 741, 742, 743, 744, 745, 746, 747, 748, 749, 750, 751, 752, 753, 754, 755, 756, 757, 758, 759, 760, 761, 762, 763, 764, 765, 766, 767, 768, 769, 770, 771, 772, 773,

IGNITION KEY REMINDER BUZZER <R.H.
drive vehicles>

M1901011301006



HG215X13AC

M1901019900076



RHEOSTAT <L.H. drive vehicles>

1 FRONT-ECU (TAIL LAMP RELAY)

RELAY BOX

20 7.5A

G-W

8 (C-116)

12 J/C (4) (C-01)

22 (G-W)

33 (G-W)

31 (G-W)

2 (B-Y)

3 (B-Y)

4 (B-Y)

5 (B-Y)

6 (B-Y)

7 (B-Y)

8 (B-Y)

9 (B-Y)

11 (B-Y)

23 (B-Y)

26 J/C (4) (C-01)

1 (B-Y)

3 (B-Y)

ILL

RHEOSTAT (C-119)

4 (B)

1.25B

GROUND

TAIL LAMP POSITION LAMP LICENCE PLATE LAMP AND LIGHTING MONITOR BUZZER

AUTO-CRUISE CONTROL SYSTEM INVECS-II 4AT METER AND GAUGE

FRONT FOG LAMP REAR FOG LAMP SPARE CONNECTOR (FOR FRONT FOG LAMP)

AUDIO SYSTEM

TURN-SIGNAL LAMP AND HAZARD WARNING LAMP

CIGARETTE LIGHTER

HEATED SEAT

HEADLAMP LEVELING SYSTEM

AUTOMATIC AIR CONDITIONER

MANUAL AIR CONDITIONER

REAR WINDOW DEFOGGER

C-01
1 2 3 4 5 6 7 8 9 10 11
12 13 14 15 16 17 18 19 20 21 22
23 24 25 26 27 28 29 30 31 32 33

(C-116)

1	2	3	4		5	6	7	8	9
10	11	12	13	14	15	16	17	18	19
20	21	22	23	24	25	26	27	28	29
30	31	32	33	34	35	36	37	38	39
40	41	42	43	44	45	46	47	48	49

(C-119)

Wire colour code
B : Black LG : Light green G : Green L : Blue
W : White Y : Yellow SB : Sky blue BR : Brown
O : Orange GR : Grey R : Red P : Pink V : Violet

H6Z15X15AC

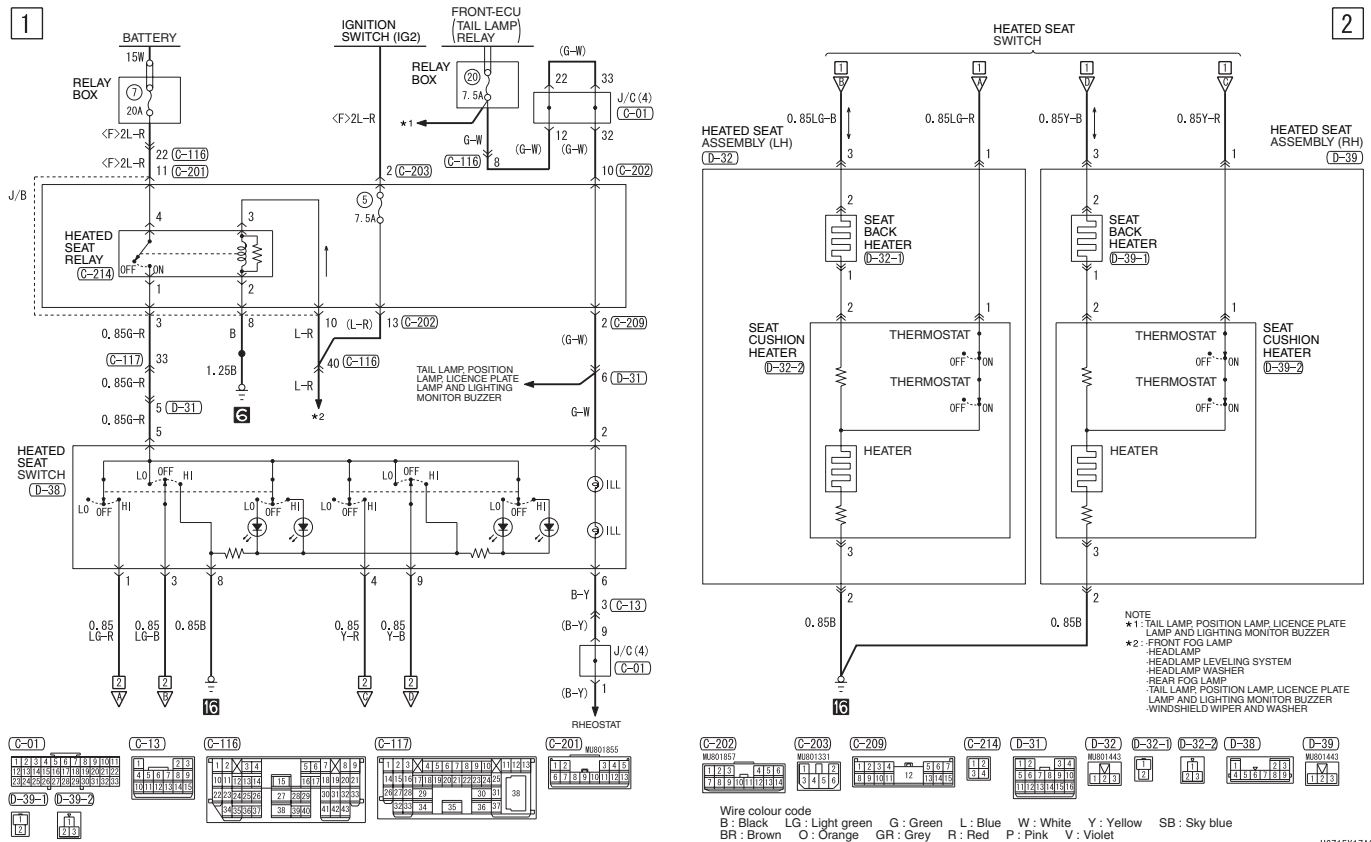
M1901011101273



Wire colour code
B: Black LG: Light green G: Green L: Blue
W: White Y: Yellow SB: Sky blue BR: Brown
O: Orange GR: Grey R: Red P: Pink V: Violet

HEATED SEAT <Vehicles for Argentina>

M1901010700699

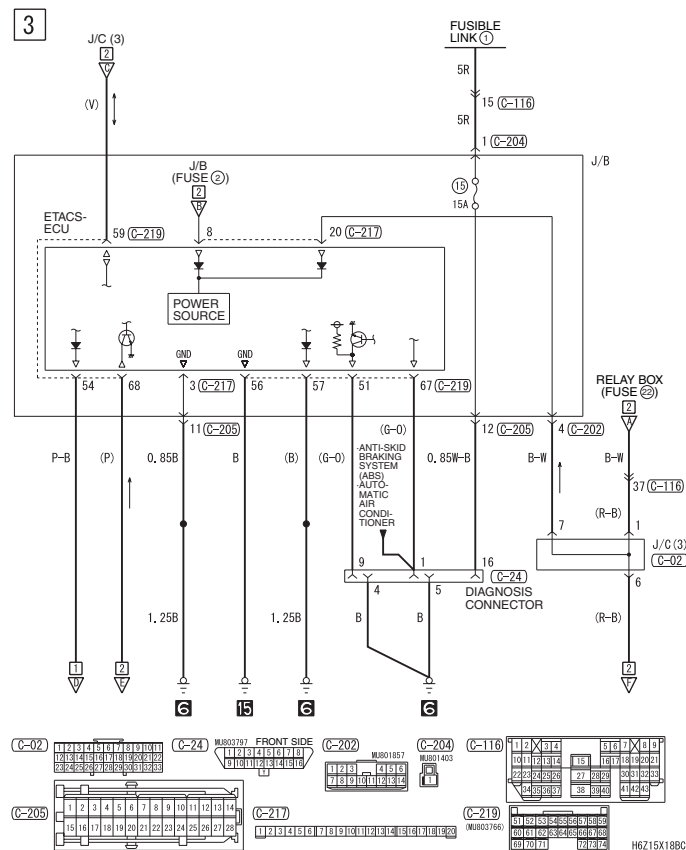


H6Z15X17AC

SPARE CONNECTOR (FOR FRONT FOG LAMP) <L.H. drive vehicles>

[illegible]

SPARE CONNECTOR (FOR FRONT FOG LAMP) <L.H. drive vehicles> (CONTINUED)



M1901019300289



The diagram illustrates the electrical connections for the ETACS-ECU. Key components and their connections include:

- Power and Ground:**
 - POWER SOURCE:** Connected to terminal 54 (P) and terminal 68 (P).
 - GROUND:** Multiple ground points are shown, including terminals 56, 57, 58, 51, and 67.
 - ETACS-ECU:** The central control unit with terminals 3, 4, 6, 7, 8, 9, 10, 11, 12, 15, 16, 20, 21, 22, 23, 24, 25, 26, 27, 28.
- Inputs and Outputs:**
 - ANTI-SKID BRAKING SYSTEM (ABS):** Connected to terminal 12 (R-B).
 - AUTOMATIC AIR CONDITIONER:** Connected to terminal 16 (R-B).
 - DIAGNOSIS CONNECTOR:** Connected to terminal 16 (R-B).
 - AUTO-CRUISE CONTROL SYSTEM <4G69>:** Connected to terminal 4 (R-B).
 - ENGINE CONTROL SYSTEM:** Connected to terminal 4 (R-B).
 - FUEL WARNING LAMP:** Connected to terminal 4 (R-B).
 - INVECS-II 4A/T METER AND GAUGE:** Connected to terminal 4 (R-B).
- Other Connections:**
 - FUSIBLE LINK (1):** Connected to terminal 15 (15A).
 - J/C (3):** Connected to terminal 2 (V).
 - J/B (FUSE (2)):** Connected to terminal 8.
 - J/C (5):** Connected to terminal 9.
 - J/C (4):** Connected to terminal 4.
 - J/C (6):** Connected to terminal 6.
 - J/C (7):** Connected to terminal 7.
 - J/C (8):** Connected to terminal 8.
 - J/C (9):** Connected to terminal 9.
 - J/C (10):** Connected to terminal 10.
 - J/C (11):** Connected to terminal 11.
 - J/C (12):** Connected to terminal 12.
 - J/C (13):** Connected to terminal 13.
 - J/C (14):** Connected to terminal 14.
 - J/C (15):** Connected to terminal 15.
 - J/C (16):** Connected to terminal 16.
 - J/C (17):** Connected to terminal 17.
 - J/C (18):** Connected to terminal 18.
 - J/C (19):** Connected to terminal 19.
 - J/C (20):** Connected to terminal 20.
 - J/C (21):** Connected to terminal 21.
 - J/C (22):** Connected to terminal 22.
 - J/C (23):** Connected to terminal 23.
 - J/C (24):** Connected to terminal 24.
 - J/C (25):** Connected to terminal 25.
 - J/C (26):** Connected to terminal 26.
 - J/C (27):** Connected to terminal 27.
 - J/C (28):** Connected to terminal 28.

Legend:

- (P):** Power
- (V):** Voltage
- (R-B):** Resistance/Battery
- (G-O):** Ground/Over
- (B):** Battery
- (GND):** Ground

Legend:

- (A-14):** 14-pin connector
- (C-24) FRONT SIDE:** 24-pin connector
- (C-40):** 40-pin connector
- (C-125):** 125-pin connector
- (C-202):** 202-pin connector
- (C-204):** 204-pin connector
- (C-205):** 205-pin connector
- (C-217):** 217-pin connector
- (C-219):** 219-pin connector