

---

## GROUP 51

# EXTERIOR

### CONTENTS

GENERAL INFORMATION .....	51-2	TAILGATE SPOILER .....	51-5
BUMPER .....	51-3	WIPER AND WASHER.....	51-6
RADIATOR GRILLE.....	51-3	WINDSHIELD WIPER AND WASHER ....	51-6
OVERFENDER <GLS, XLS, VR-X>..	51-4	REAR WIPER AND WASHER .....	51-6
SIDE SILL GARNISH.....	51-5	HEADLAMP WASHER .....	51-8
		OUTSIDE MIRROR.....	51-9

## GENERAL INFORMATION

M2510000101380

The bumper and tailgate spoiler is designed to impart a uniformity with the body to feature an impression of high quality and an innovative image.

### FEATURES

#### BETTER APPEARANCE

1. Comes with a radiator grille.
2. Comes with a front bumper that imparts uniformity with the body.
3. Comes with a side sill garnish.
4. Comes with an overfender. <GLS, GLX, VR-X>
5. Comes with a rear bumper that imparts uniformity with the body.
6. Comes with a tailgate spoiler that imparts uniformity with the body.
7. Comes with a rear mud guard. <LS, XLS, VR-X: standard, GLS, GLX: optional>

#### BETTER AERODYNAMIC CHARACTERISTICS

8. Comes with a tailgate spoiler that impart uniformity with the body.

9. Compact door mirrors.

#### BETTER USER-FRIENDLINESS

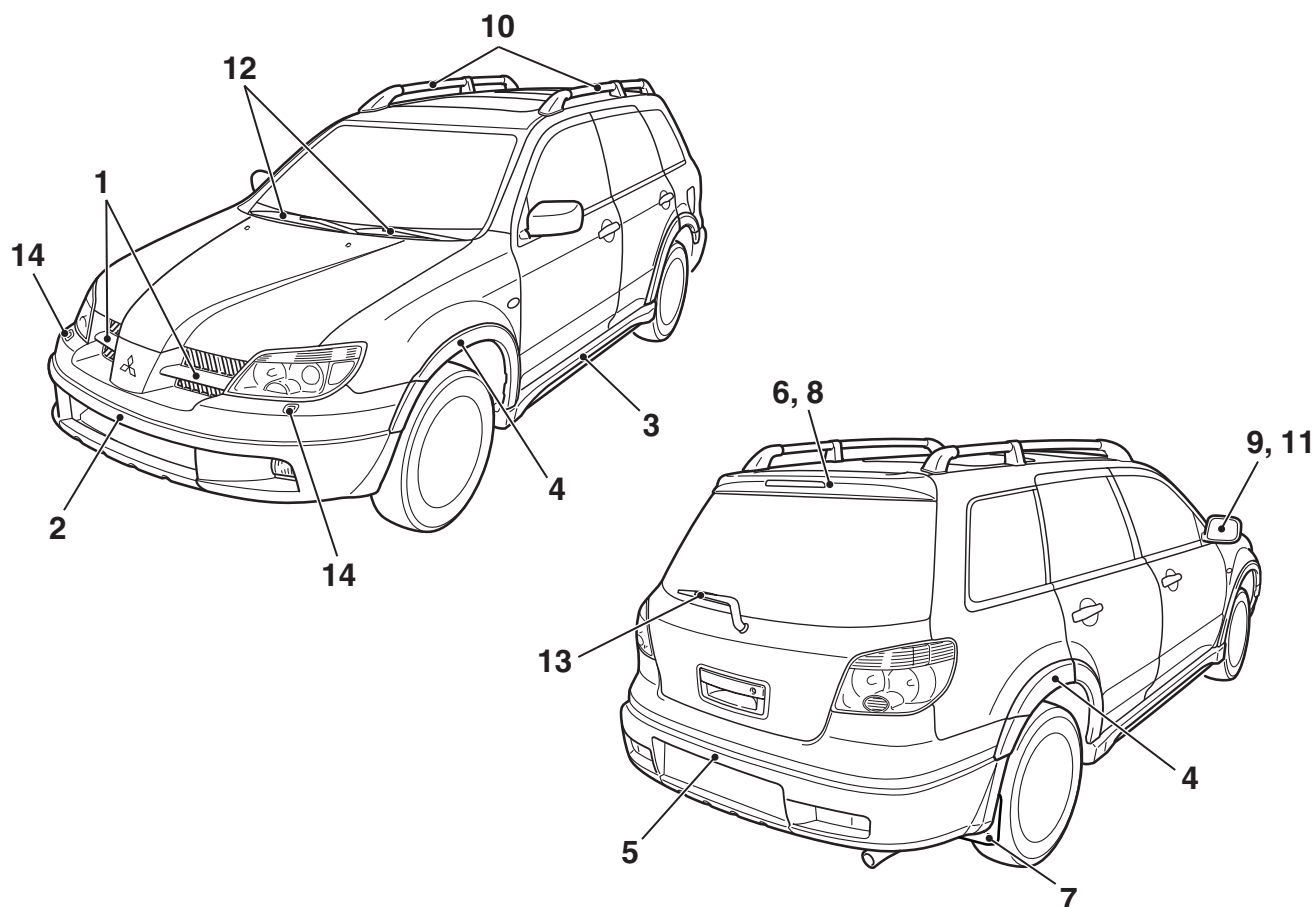
10. Comes with a roof rail.
11. Features remote control door mirrors.

#### BETTER PRODUCT PACKAGE

12. Comes with a vehicle speed sensitive intermittent time variable windshield wiper.
13. Comes with an initial continuous operation and reverse interlocked operating rear intermittent wiper.
14. Comes with a headlamp washer. <VR-X: standard, Except VR-X: optional>

#### SUPPORT RECYCLING OF RESOURCES

Aggressively uses PP (polypropylene) materials that are easy to recycle and easy to stamp material symbols on the plastic (resin) parts.



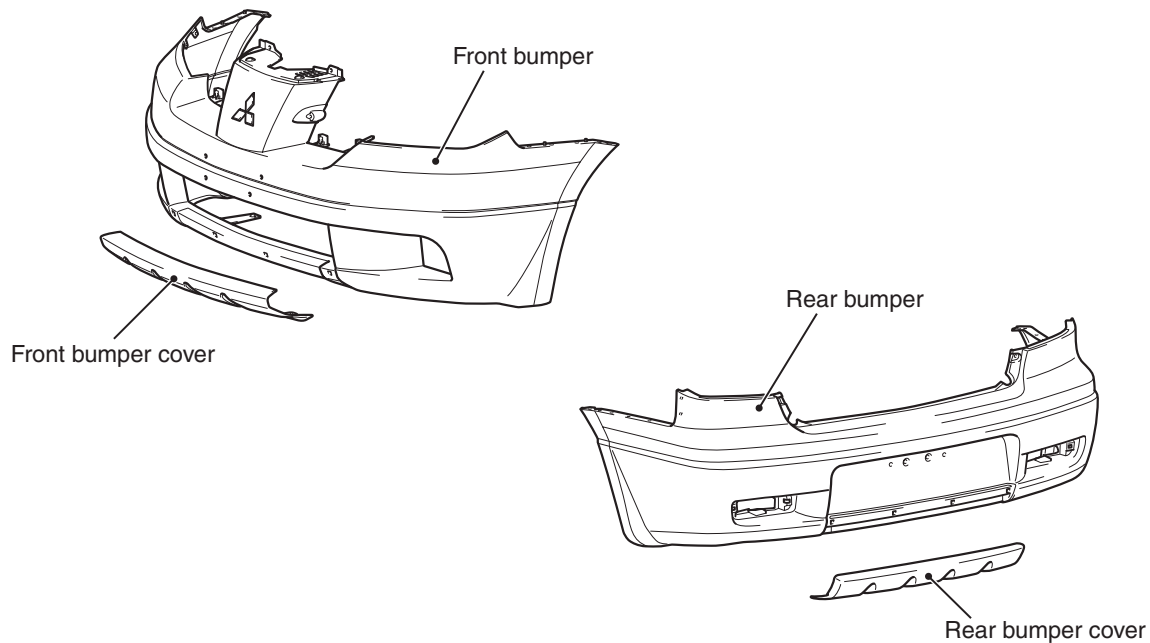
AC504444AB

## BUMPER

M2510002000609

Bumper covers have been added on the bottom of the front and rear bumpers, creating a more aggressive look as sport utility vehicle.

### CONSTRUCTION DIAGRAM



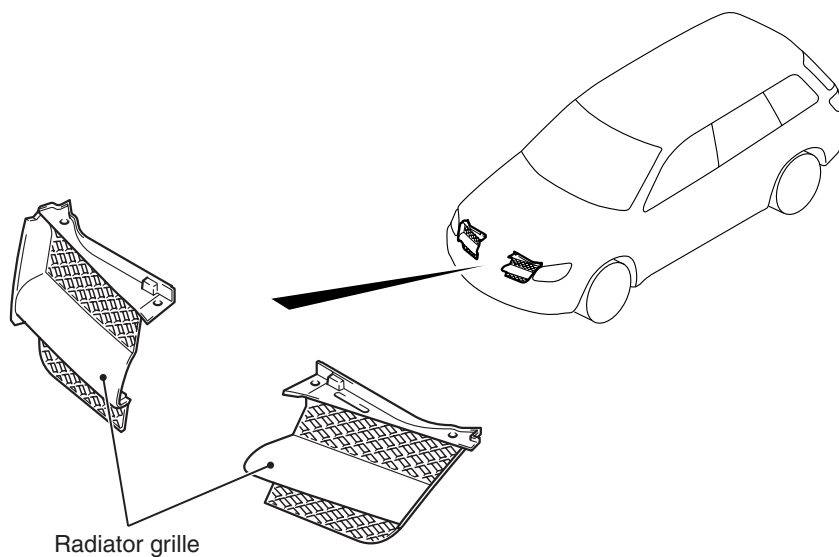
AC504449AB

## RADIATOR GRILLE

M2510001000372

Radiator grille is designed to create a more aggressive look as sport utility vehicle.

### CONSTRUCTION DIAGRAM

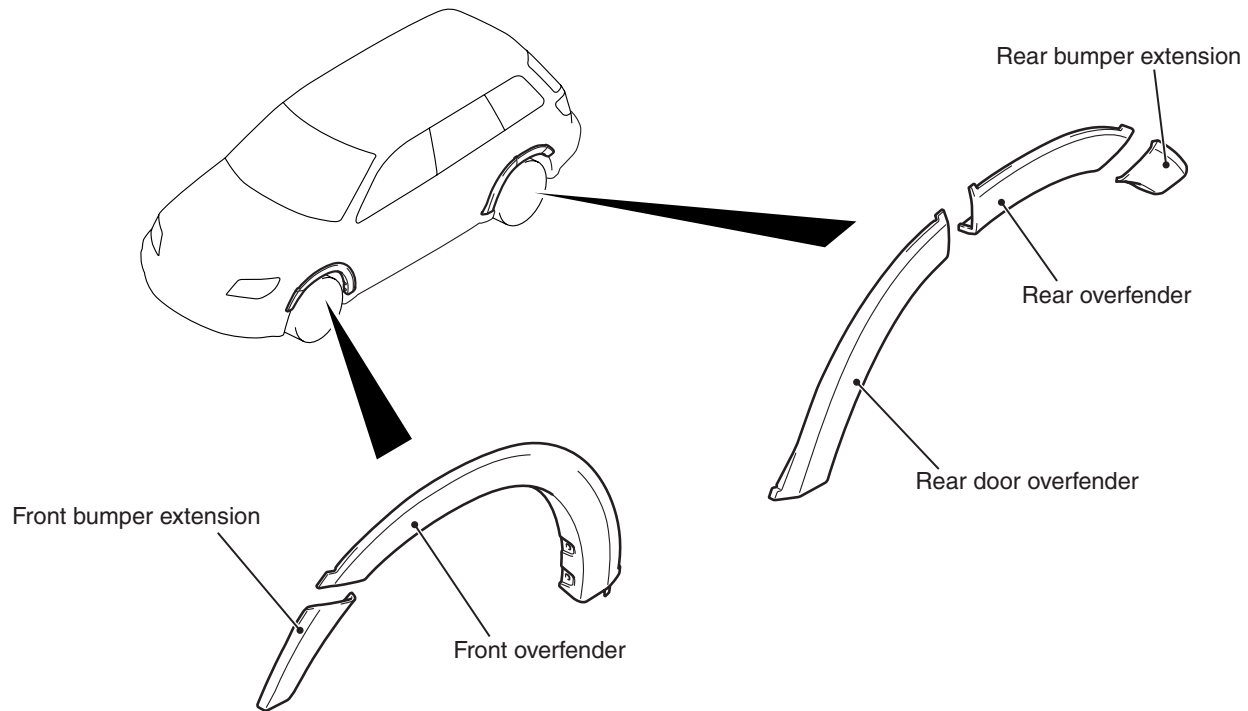


AC504450AB

**OVERFENDER <GLS, XLS, VR-X>**

M2510000700077

Overfenders have been added on the front and rear wheel arches in order to realize robust wheeling, which appeals as sport utility vehicle.

**CONSTRUCTION DIAGRAM**

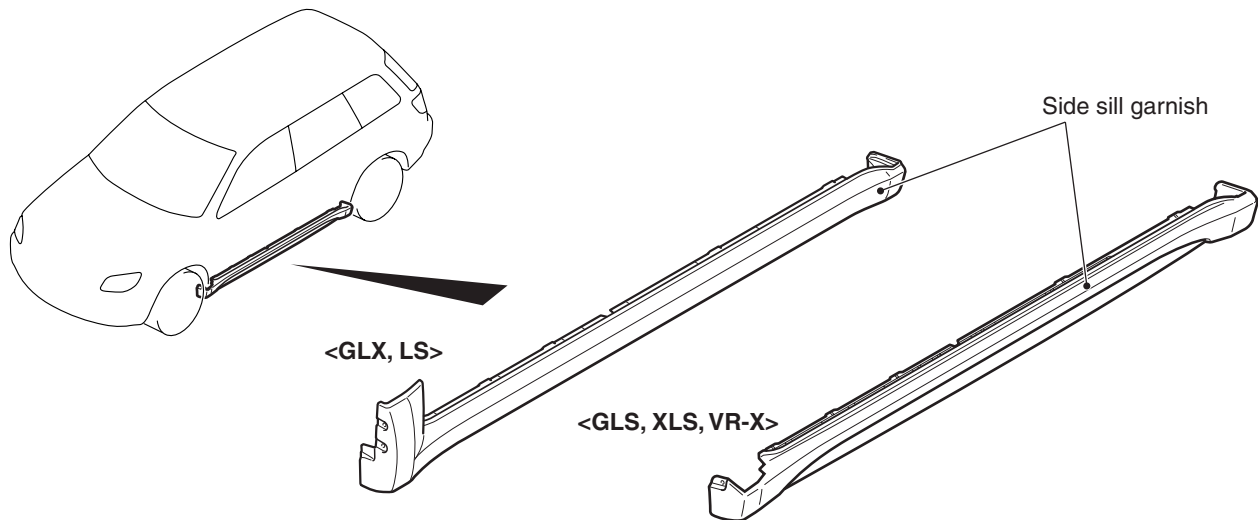
AC504451AB

## SIDE SILL GARNISH

M2510000400054

Side sill garnish design gives two types. One is designed to impart a uniformity with the front and rear overfenders, the other is designed to show a dynamism.

### CONSTRUCTION DIAGRAM




AC504453AB

## TAILGATE SPOILER

M2510000200146

The tailgate spoiler is designed to be robust and powerful, thus improving aerodynamic performance and appearance.

### CONSTRUCTION DIAGRAM



AC504446AB

## WIPER AND WASHER

### WINDSHIELD WIPER AND WASHER

M2510007000455

#### WASHER NOZZLE

The windshield washer is a 2 nozzle, 4 jet type. It also features a washer interlocked wiper function.

#### WIPER LINK ASSEMBLY

Employment of a module structure wiper link assembly has increased durability of the wiper link area, provides smoother wiper operations and quieter wiper operations.

### INTERMITTENT WIPER

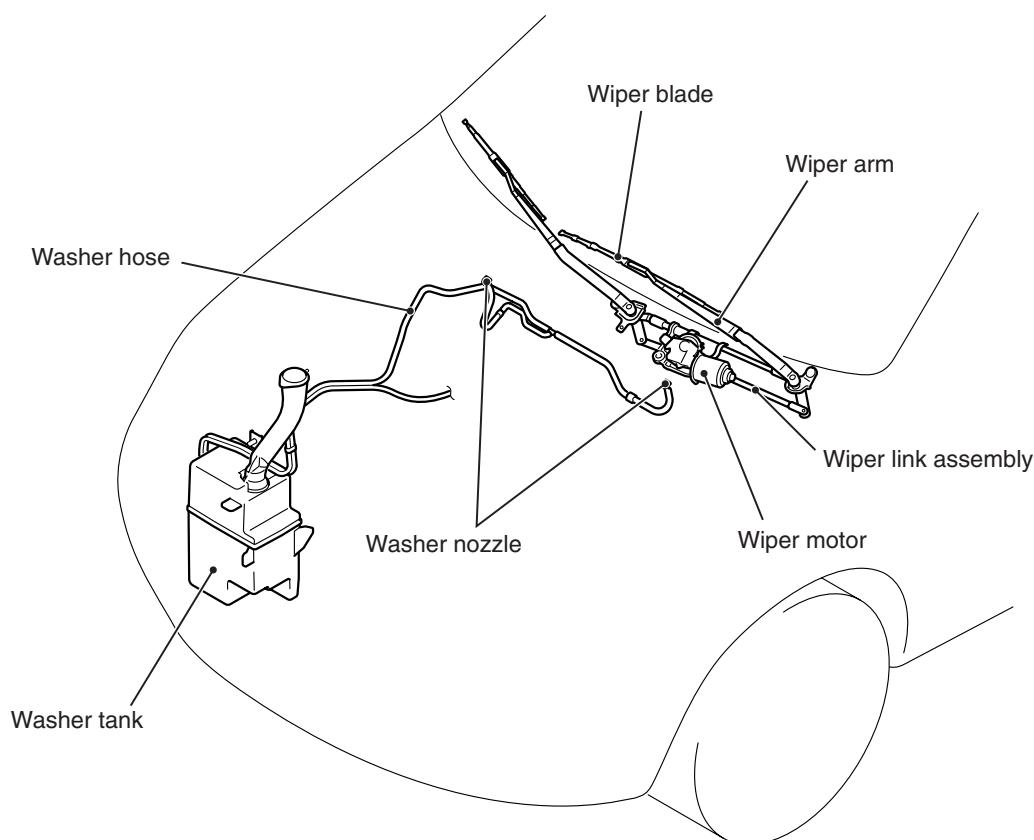
The intermittent wiper features a vehicle speed sensitive intermittent time variable system. The vehicle speed sensitive intermittent function can be turned OFF. It is factory preset (default setting) to ON.

*NOTE: Refer to Group 54B, SWS [P.54B-22](#) to change the functions.*

### MIST WIPER FUNCTION

Features a mist wiper function that rigorously wipes away rain with high speed wiping when the mist switch is ON, slows down when the mist switch is OFF and operates until stopped. When the mist switch is temporarily turned ON the wiper wipes once at low speed.

### CONSTRUCTION DIAGRAM



AC201021AC

### REAR WIPER AND WASHER

M2510008000373

#### WASHER NOZZLE

Improved appearance with the washer nozzle inside the high mounted stop lamp.

## INTERMITTENT WIPER

The rear wiper moves a couple of times at low speed when the switch is turned on (initial continuous movement), and operates at a fixed interval afterwards to provide a clear rear view in rainy weather. The adjusting function also allows setting the intermittent interval at 0, 4, 8 and 16 seconds selectively. The factory setting is 8 seconds interval.

*NOTE: The adjusting function allows changing intermittent times of the intermittent wiper (Refer to GROUP 54B, SWS P.54B-22 to change the functions).*

## INTERLOCKED OPERATIONS IN REVERSE

When the rear wiper switch is in the intermittent position and the selector lever (gear) in reverse (R), the rear wiper will continuously wipe 2 to 3 times in low speed after about 1 second, and thereafter continue with intermittent wiping with the reverse interlocked wiper function employed.

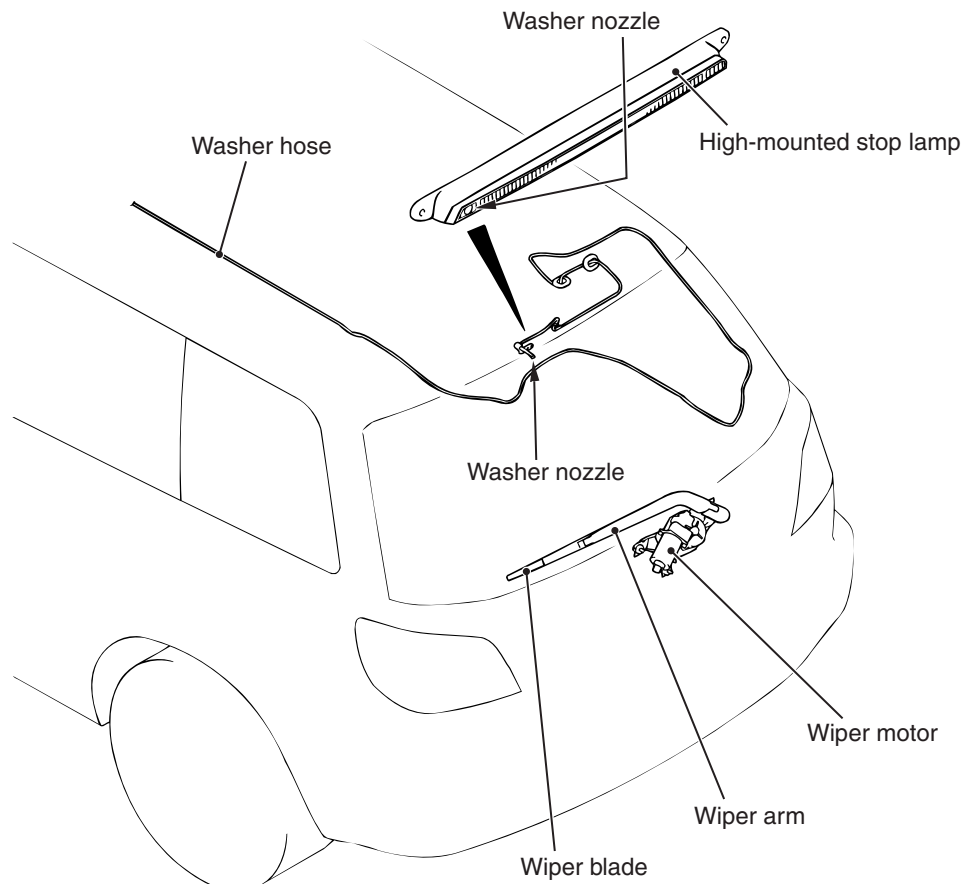
## WIPER ARM AND BLADE

Comes with a plastic (resin) wiper arm and blade for light weightness. The uniformity between the arm and blade was also emphasized for better appearance.

## WASHER TANK

The washer tank is commonly shared with the windshield washer.

## CONSTRUCTION DIAGRAM

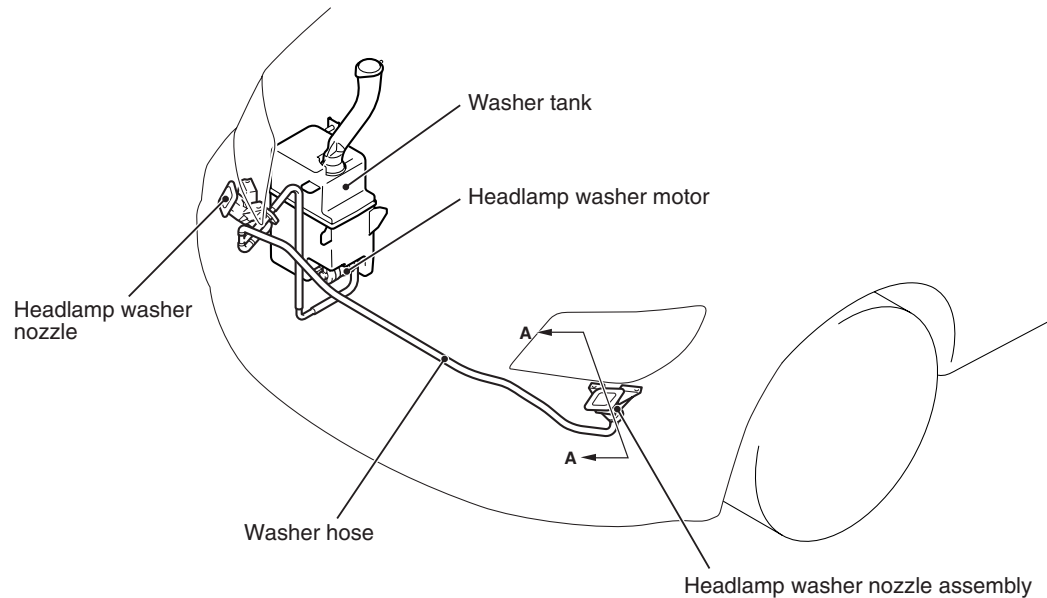
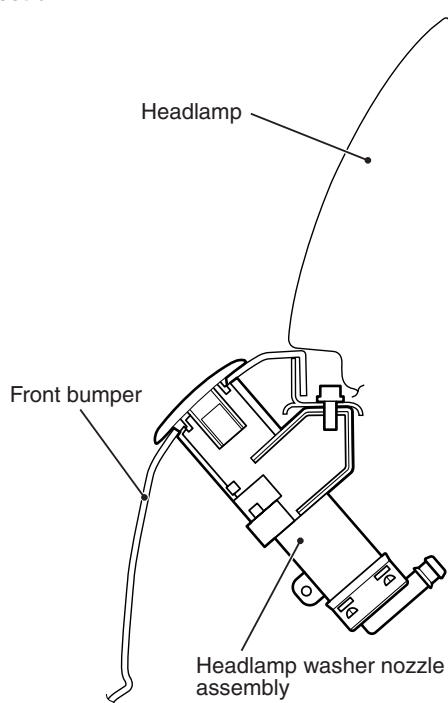
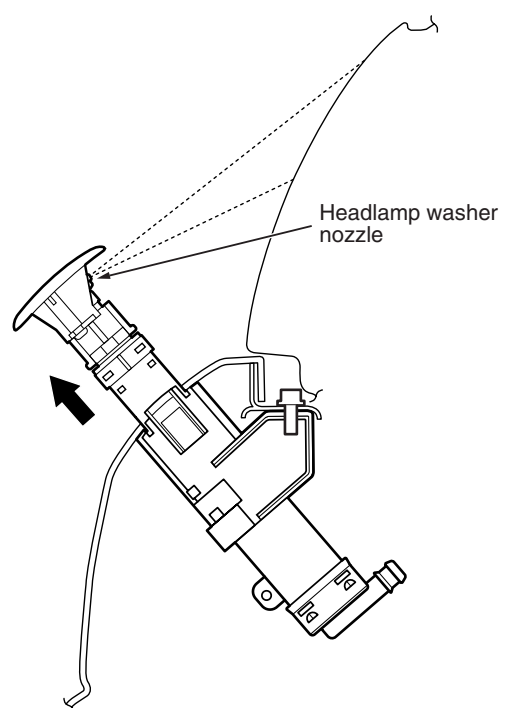


**HEADLAMP WASHER**

M2510000500158

We have adopted a headlamp washer mechanism that thrusts out and retracts nozzles, utilizing the water pressure produced by motors. This mechanism contributes to better appearances of vehicles when their washer nozzles are not in use. The headlamp washer tank used for this mechanism is also used for the windshield and rear window washers.

<VR-X: standard, Except VR-X: optional>

**CONSTRUCTION DIAGRAM****Section A – A****Section A – A <When headlamp washer operated>**



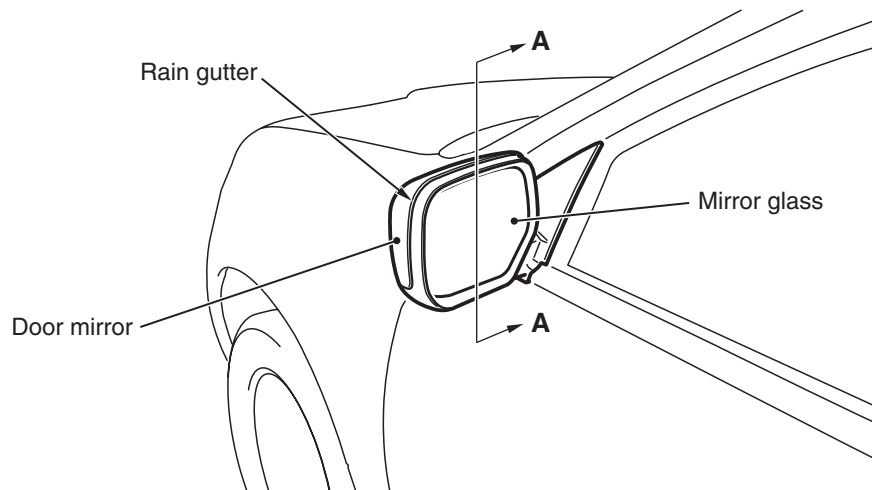
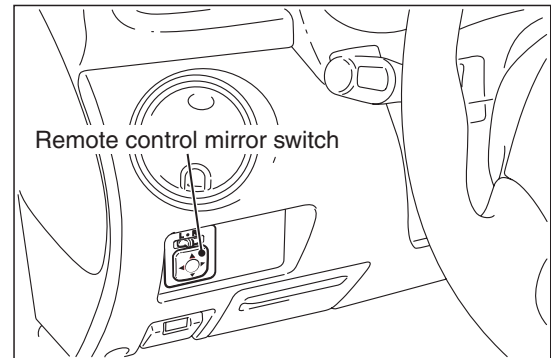
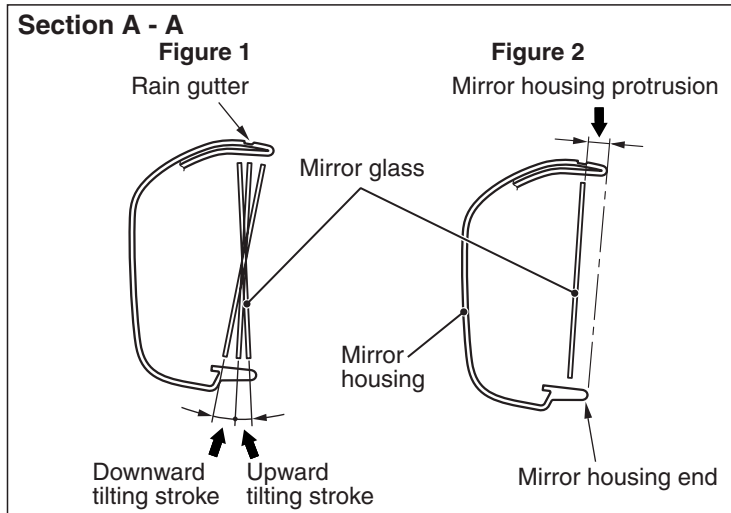
# OUTSIDE MIRROR

M2510005000299

The door mirror has the following characteristics.

- Features a remote control door mirror.
- Features a pentagonal mirror surface door mirror that is compact, but provides an actual effective area of the mirror glass.
- Improved downward adjustment angle of the mirror glass to heighten visibility around the rear tyres upon parking (Figure 1).
- A rain gutter has been provided on the mirror housing to alleviate rain adhering on the mirror surface (Figure 1).
- The mirror housing end is designed to protrude from the mirror surface to suppress aerodynamic vibration of the mirror surface (Figure 2).

## CONSTRUCTION DIAGRAM



AC504455AB

---

## NOTES