

GROUP 80A

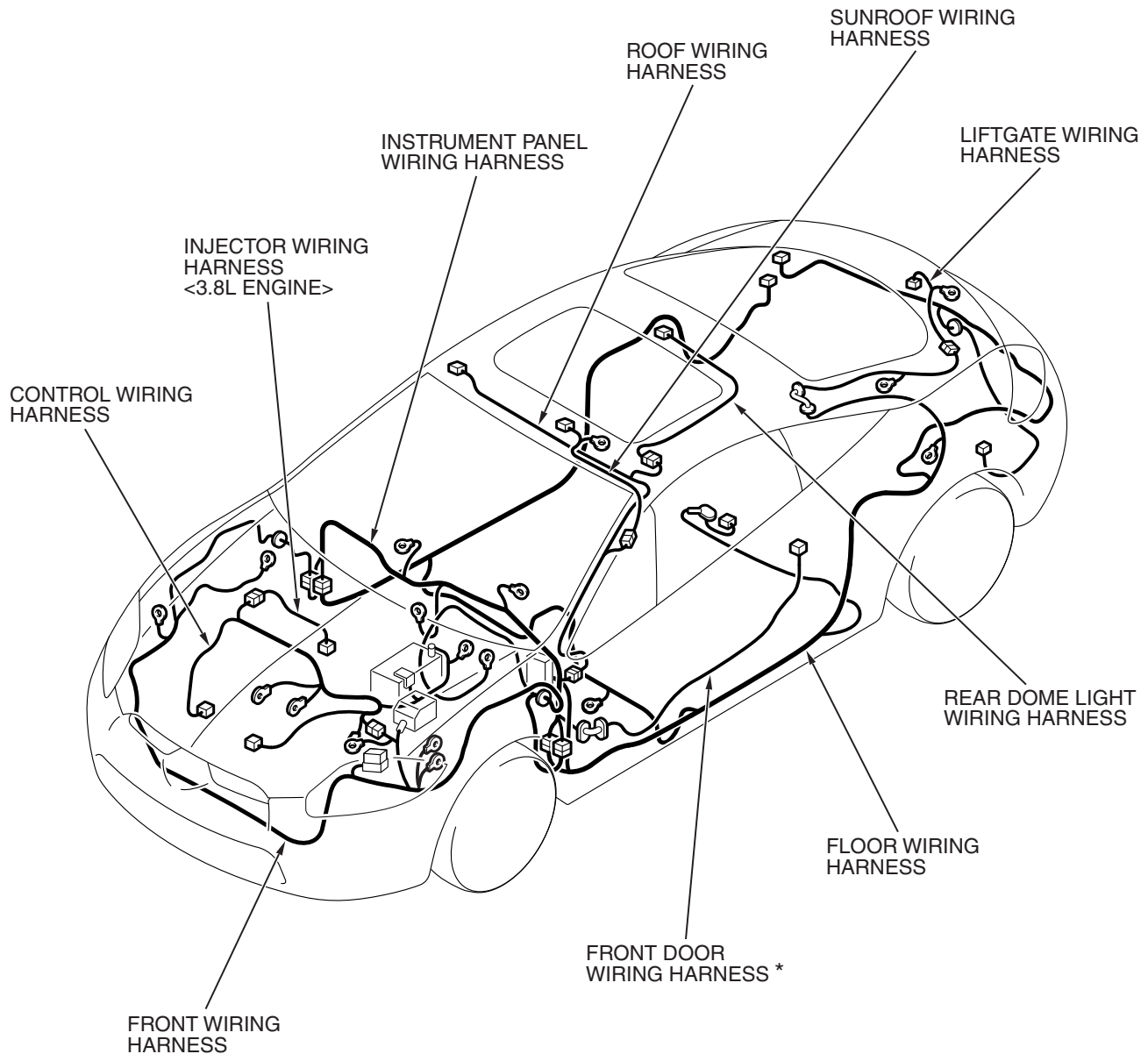
CONFIGURATION DIAGRAMS

CONTENTS

OVERALL CONFIGURATION DIAGRAM <ECLIPSE>	80A-2	DASH PANEL	80A-16
OVERALL CONFIGURATION DIAGRAM <ECLIPSE SPYDER> ...	80A-3	FLOOR AND ROOF <ECLIPSE>	80A-22
HOW TO READ CONFIGURATION DIAGRAMS	80A-4	FLOOR AND ROOF <ECLIPSE SPYDER>	80A-24
ENGINE COMPARTMENT	80A-6	DOOR	80A-26
ENGINE AND TRANSAXLE <2.4L ENGINE>	80A-8	LUGGAGE COMPARTMENT <ECLIPSE>	80A-27
ENGINE AND TRANSAXLE <3.8L ENGINE>	80A-12	LUGGAGE COMPARTMENT <ECLIPSE SPYDER>	80A-28

OVERALL CONFIGURATION DIAGRAM <ECLIPSE>

M1801000101443



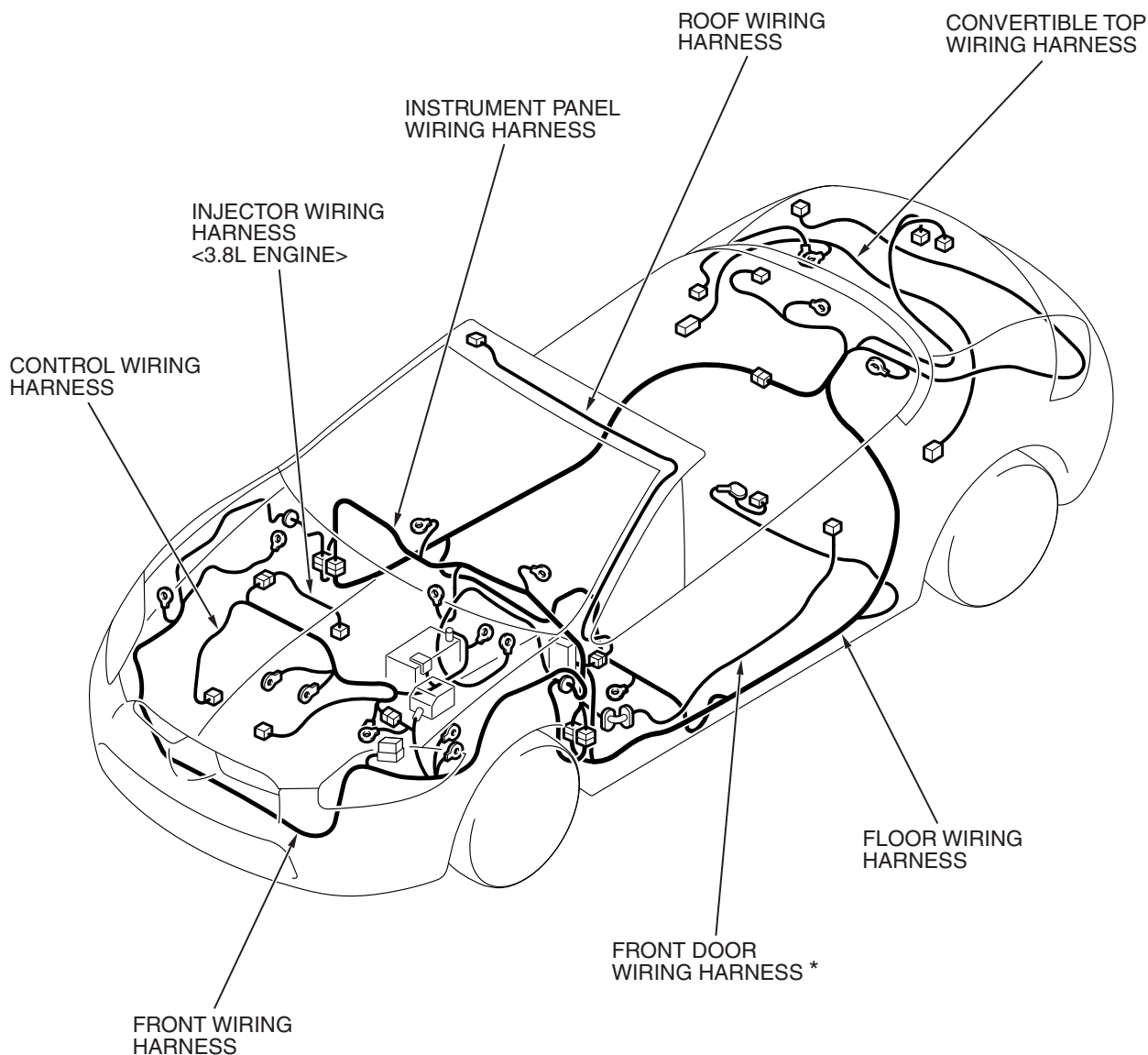
AC509440AB

NOTE:

1. This illustration shows only major wiring harnesses.
2. *: also equipped at the right side.

OVERALL CONFIGURATION DIAGRAM <ECLIPSE SPYDER>

M1801000101937



AC611500AB

NOTE:

1. This illustration shows only major wiring harnesses.
2. *: also equipped at the right side.

HOW TO READ CONFIGURATION DIAGRAMS

M1801000200555

The wiring harness diagrams clearly show the connector locations and harness configurations on actual vehicles. Some variations are included in one configuration diagram. Accordingly, some diagrams may not be applicable for individual vehicles.

Denotes connector No.

The same connector No. is used throughout the circuit diagrams to facilitate connector location searches.

The first alphabetical symbol indicates the location site of the connector and a number that follows is the unique number. Numbers are usually assigned to parts in clockwise order on the diagram.

Example: A-19

Number specific to connector (serial number)

Connector location site symbol
A: ENGINE COMPARTMENT
B: ENGINE AND TRANSAXLE
C: DASH PANEL

D: FLOOR AND ROOF

E: DOOR

F: LUGGAGE COMPARTMENT

Denotes ground point.

Same ground number is used throughout circuit diagrams to facilitate search of ground point. Refer to GROUP 70 COMPONENT LOCATIONS -GROUND MOUNTING LOCATIONS for details of ground points.

Denotes harness name.

FRONT
WIRING
HARNESS
(RH)

Denotes a section covered by a corrugated tube.

The mark ★ shows the standard mounting position of wiring harness.

Denotes the color of the tube
(If not specified, it is black).
R: Red
Y: Yellow

The number of connector pins and the connector color (except milk white)* are shown for ease of retrieval.

Example: (2-B)

Connector color
(milk white if no color is indicated)

Number of connector pins

*: Typical connector colors

B: Black	BR: Brown
Y: Yellow	V: Violet
L: Blue	O: Orange
G: Green	GR: Gray
R: Red	NONE: Milk white

A-19

A-18

A-17

A-16

A-15

A-15 (2)
A-16 (2-GR)
A-17 (2-B)
A-18 (2-B)
A-19 (2-GR)

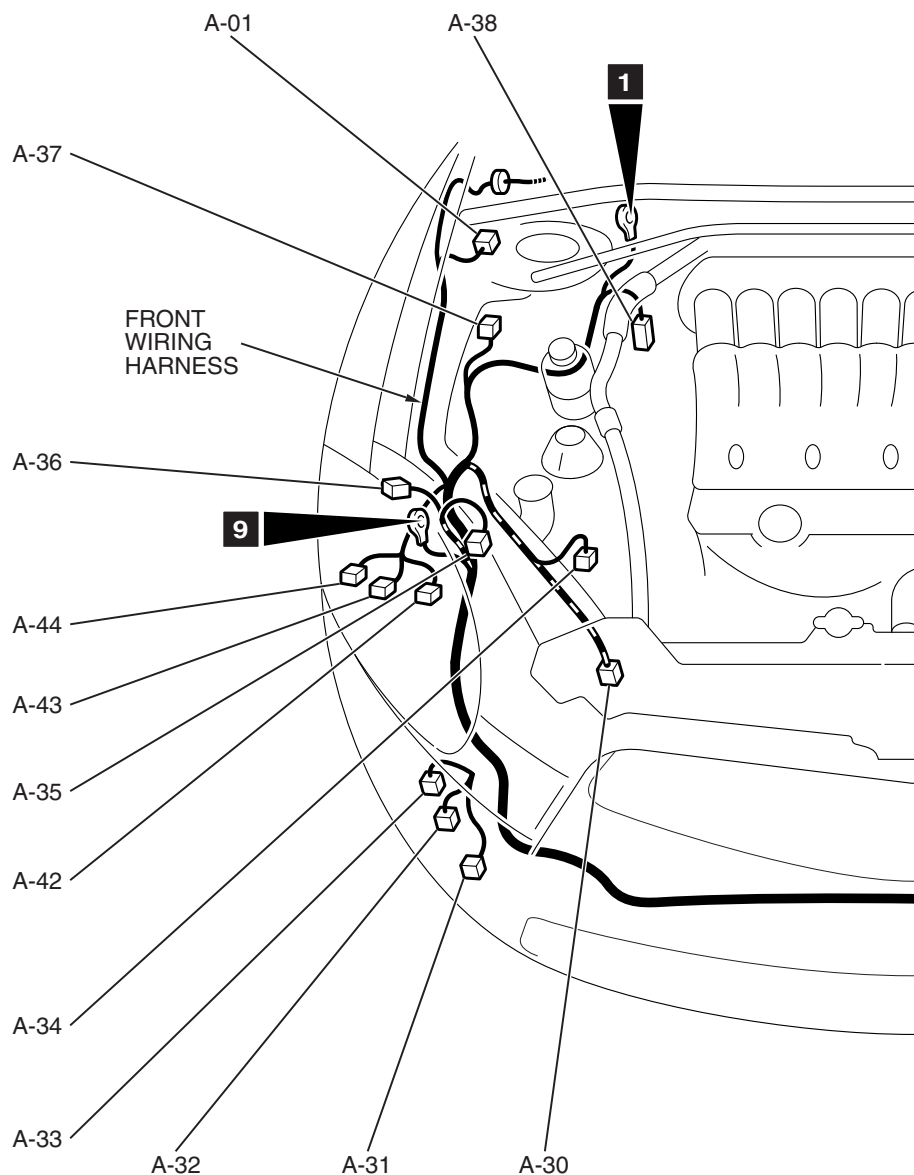
FOG LIGHT (RH)
HORN (LOW)
HEADLIGHT (RH)
WINDSHIELD WASHER MOTOR
DUAL PRESSURE SWITCH

Indicates the device to which the connector is connected.

NOTES

ENGINE COMPARTMENT

M1801000305881

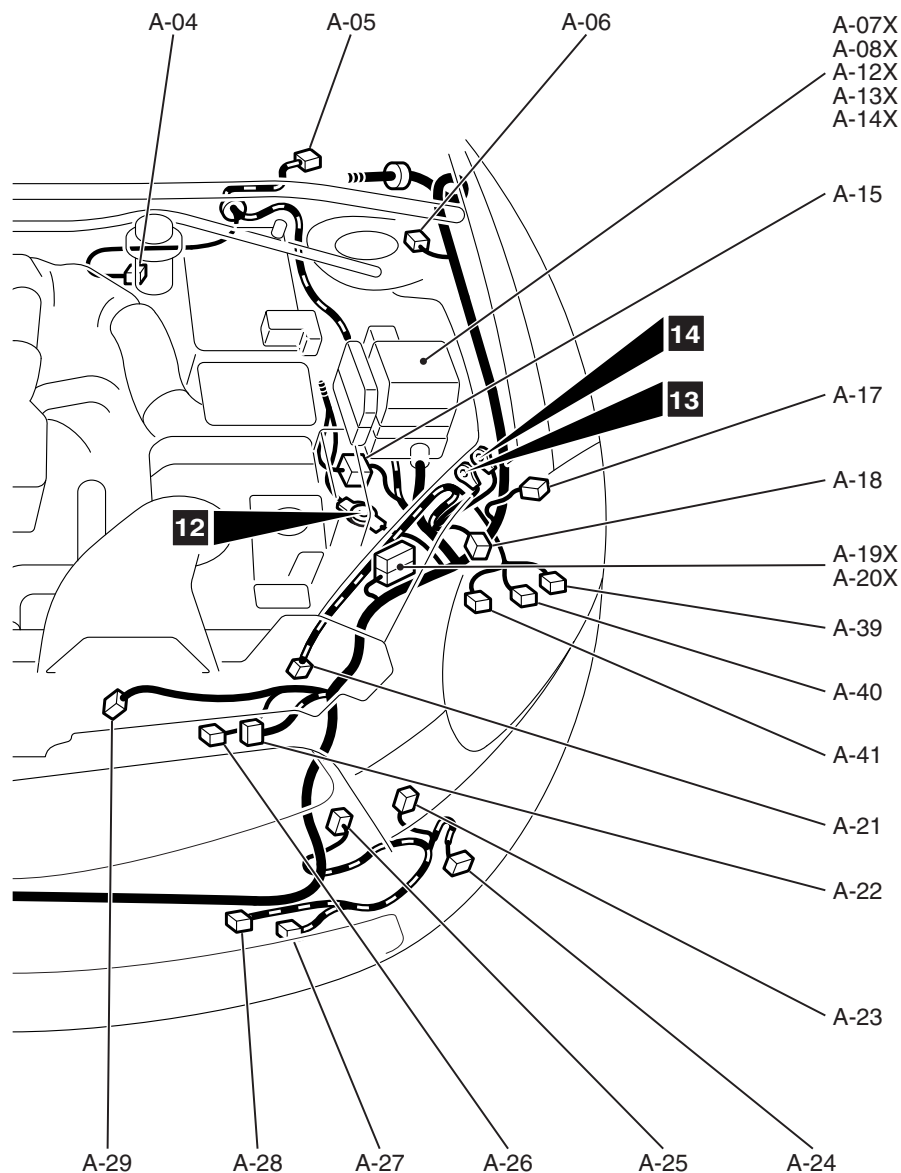
Connector
symbol**A**CONNECTOR COLOR
CODE

B: BLACK
 BR: BROWN
 G: GREEN
 GR: GRAY
 L: BLUE
 NONE: MILK WHITE
 O: ORANGE
 R: RED
 V: VIOLET
 Y: YELLOW

AC710976AC

A-01	(2-B)	WHEEL SPEED SENSOR (FRONT: RH)	A-19X	(4)	CONDENSER FAN RELAY <2.4L ENGINE>
A-04	(2-GR)	BRAKE FLUID LEVEL SWITCH	A-20X	(5)	RADIATOR FAN RELAY <2.4L ENGINE>
A-05	(5-GR)	WINDSHIELD WIPER MOTOR	A-21	(2-Y)	FRONT IMPACT SENSOR (LH)
A-06	(2-B)	WHEEL SPEED SENSOR (FRONT: LH)	A-22	(3-GR)	FAN CONTROL MODULE <3.8L ENGINE>
A-07X	(4)	FRONT FOG LIGHT RELAY	A-23	(1-B)	HORN (LOW)
A-08X	(4)	HORN RELAY	A-24	(2)	FRONT FOG LIGHT (LH)
A-12X	(4)	FAN CONTROL RELAY	A-25	(1-B)	HORN (HIGH)
A-13X	(11)	FRONT-ECU	A-26	(2-GR)	RADIATOR FAN MOTOR <2.4L ENGINE>
A-14X	(11)	FRONT-ECU	A-27	(2-BR)	AMBIENT TEMPERATURE SENSOR <MULTI-CENTER DISPLAY>
A-15	(17-GR)	FRONT WIRING HARNESS AND CONTROL WIRING HARNESS COMBINATION			
A-17	(3-B)	FRONT COMBINATION LIGHT (LH) <HALOGEN TYPE HEADLIGHT>			
A-18	(3-G)	HEADLIGHT (LH) <HALOGEN TYPE HEADLIGHT>			

TSB Revision

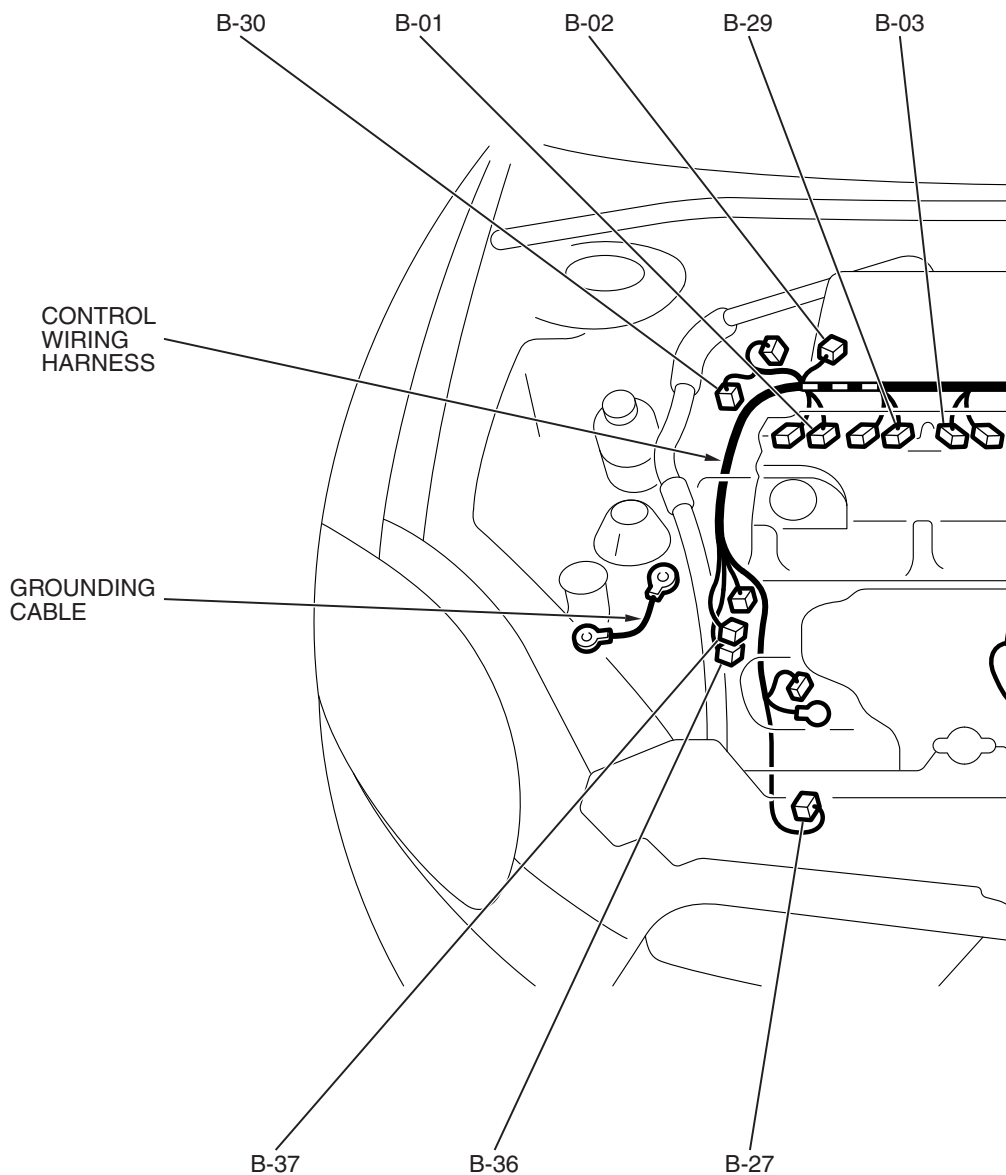
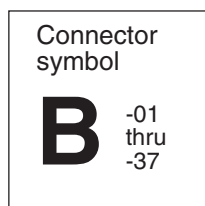


AC710977AB

A-28	(2-BR)	AMBIENT TEMPERATURE SENSOR <A/C>	A-38	(47-B)	TCL/ASC-ECU
A-29	(2-B)	CONDENSER FAN MOTOR <2.4L ENGINE>	A-39	(2-B)	PARKING AND SIDE-MARKER LIGHT (LH) <DISCHARGE TYPE HEADLIGHT>
A-30	(2-Y)	FRONT IMPACT SENSOR (RH)	A-40	(3)	FRONT TURN-SIGNAL LIGHT (LH) <DISCHARGE TYPE HEADLIGHT>
A-31	(2)	FRONT FOG LIGHT (RH)	A-41	(5-B)	HEADLIGHT ASSEMBLY (LH) <DISCHARGE TYPE HEADLIGHT>
A-32	(2)	WINDSHIELD AND REAR WASHER MOTOR <ECLIPSE>	A-42	(5-B)	HEADLIGHT ASSEMBLY (RH) <DISCHARGE TYPE HEADLIGHT>
A-33	(2)	WINDSHIELD WASHER MOTOR <ECLIPSE SPYDER>	A-43	(3)	FRONT TURN-SIGNAL LIGHT (RH) <DISCHARGE TYPE HEADLIGHT>
A-34	(3-B)	A/C PRESSURE SENSOR	A-44	(2-B)	PARKING AND SIDE-MARKER LIGHT (RH) <DISCHARGE TYPE HEADLIGHT>
A-35	(3-G)	HEADLIGHT (RH) <HALOGEN TYPE HEADLIGHT>			
A-36	(3-B)	FRONT COMBINATION LIGHT (RH) <HALOGEN TYPE HEADLIGHT>			
A-37	(2-B)	HOOD SWITCH			

ENGINE AND TRANSAXLE <2.4L ENGINE>

M1801000402436

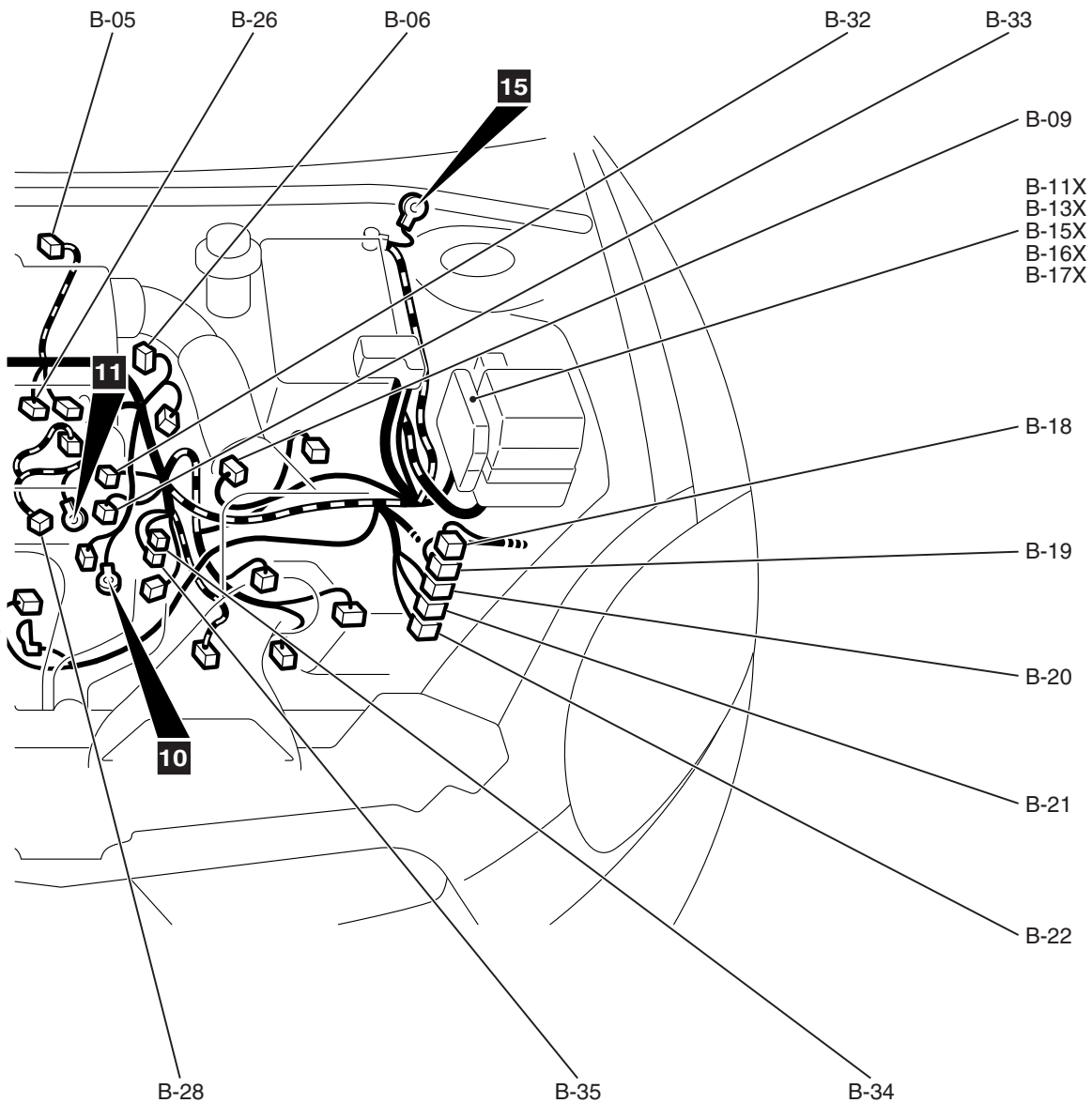
CONNECTOR COLOR
CODE

B: BLACK
BR: BROWN
G: GREEN
GR: GRAY
L: BLUE
NONE: MILK WHITE
O: ORANGE
R: RED
V: VIOLET
Y: YELLOW

AC509390AB

B-01	(2-GR)	FUEL INJECTOR 1
B-02	(3-B)	MANIFOLD ABSOLUTE PRESSURE SENSOR
B-03	(2-GR)	FUEL INJECTOR 3
B-05	(2-B)	EVAPORATIVE EMISSION PURGE SOLENOID
B-06	(6-B)	THROTTLE BODY ASSEMBLY
B-09	(4-GR)	MASS AIRFLOW SENSOR
B-11X	(5)	STARTER RELAY <M/T>
B-13X	(4)	THROTTLE ACTUATOR CONTROL MOTOR RELAY
B-15X	(4)	A/T CONTROL RELAY

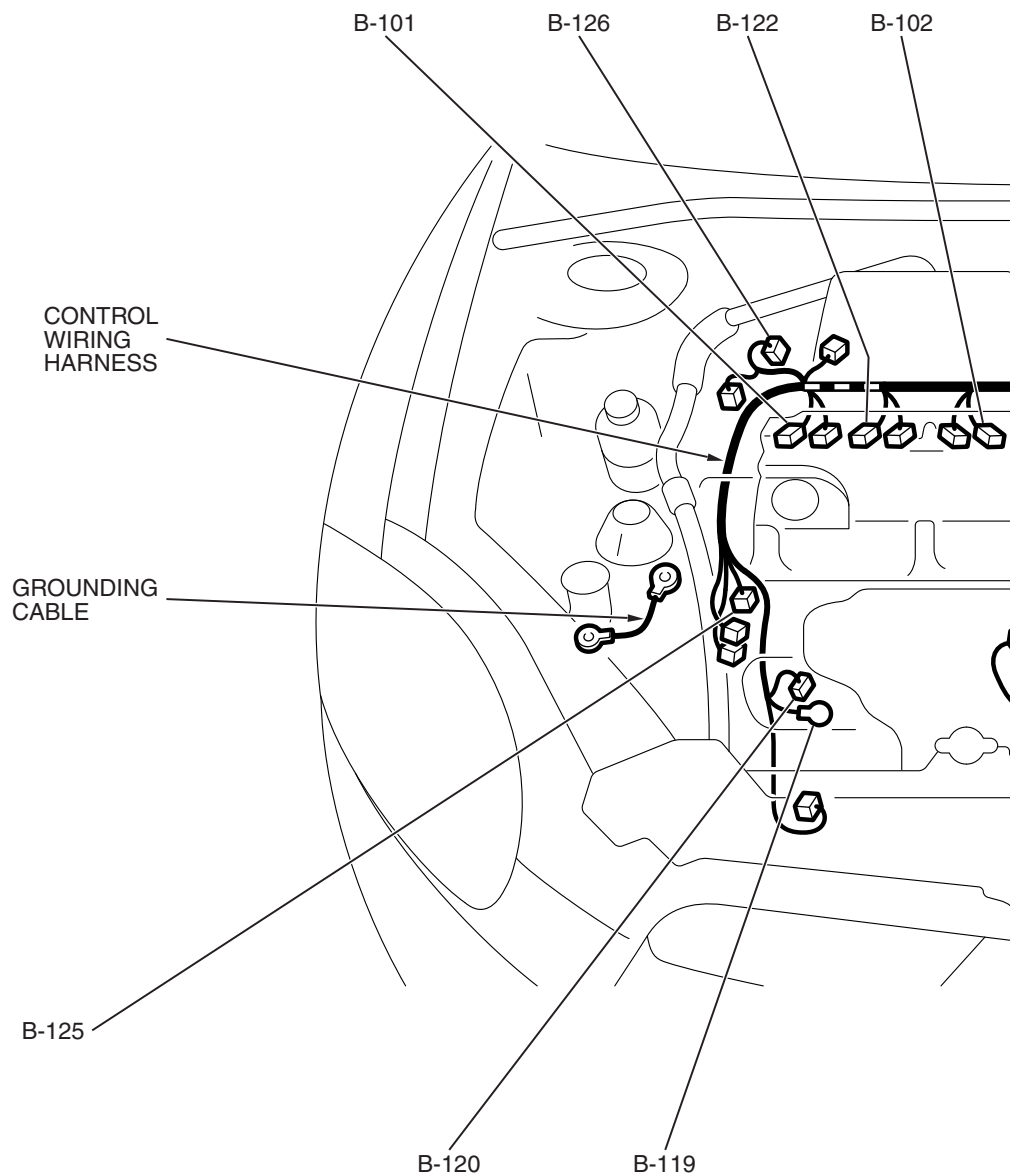
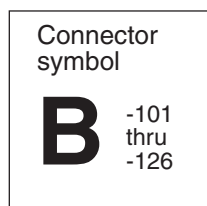
B-16X	(4)	MFI RELAY
B-17X	(4)	A/C COMPRESSOR CLUTCH RELAY
B-18	(18-B)	ENGINE CONTROL MODULE <M/T> OR POWERTRAIN CONTROL MODULE <A/T>
B-19	(23)	ENGINE CONTROL MODULE <M/T> OR POWERTRAIN CONTROL MODULE <A/T>
B-20	(33-B)	ENGINE CONTROL MODULE <M/T> OR POWERTRAIN CONTROL MODULE <A/T>



AC509391AB

B-21	(23-B)	ENGINE CONTROL MODULE <M/T> OR POWERTRAIN CONTROL MODULE <A/T>	B-32	(2-B)	ENGINE OIL CONTROL VALVE
B-22	(33)	ENGINE CONTROL MODULE <M/T> OR POWERTRAIN CONTROL MODULE <A/T>	B-33	(1-B)	ENGINE OIL PRESSURE SWITCH (FOR ENGINE OIL CONTROL VALVE)
B-26	(2-GR)	FUEL INJECTOR 4	B-34	(4-B)	CYLINDER 2, 3 HEATED OXYGEN SENSOR (REAR)
B-27	(1-B)	A/C COMPRESSOR ASSEMBLY	B-35	(4-GR)	CYLINDER 2, 3 HEATED OXYGEN SENSOR (FRONT)
B-28	(1-B)	ENGINE OIL PRESSURE SWITCH	B-36	(4-GR)	CYLINDER 1, 4 HEATED OXYGEN SENSOR (FRONT)
B-29	(2-GR)	FUEL INJECTOR 2	B-37	(4-B)	CYLINDER 1, 4 HEATED OXYGEN SENSOR (REAR)
B-30	(1-GR)	POWER STEERING PRESSURE SWITCH			

ENGINE AND TRANSAXLE <2.4L ENGINE> (CONTINUED)

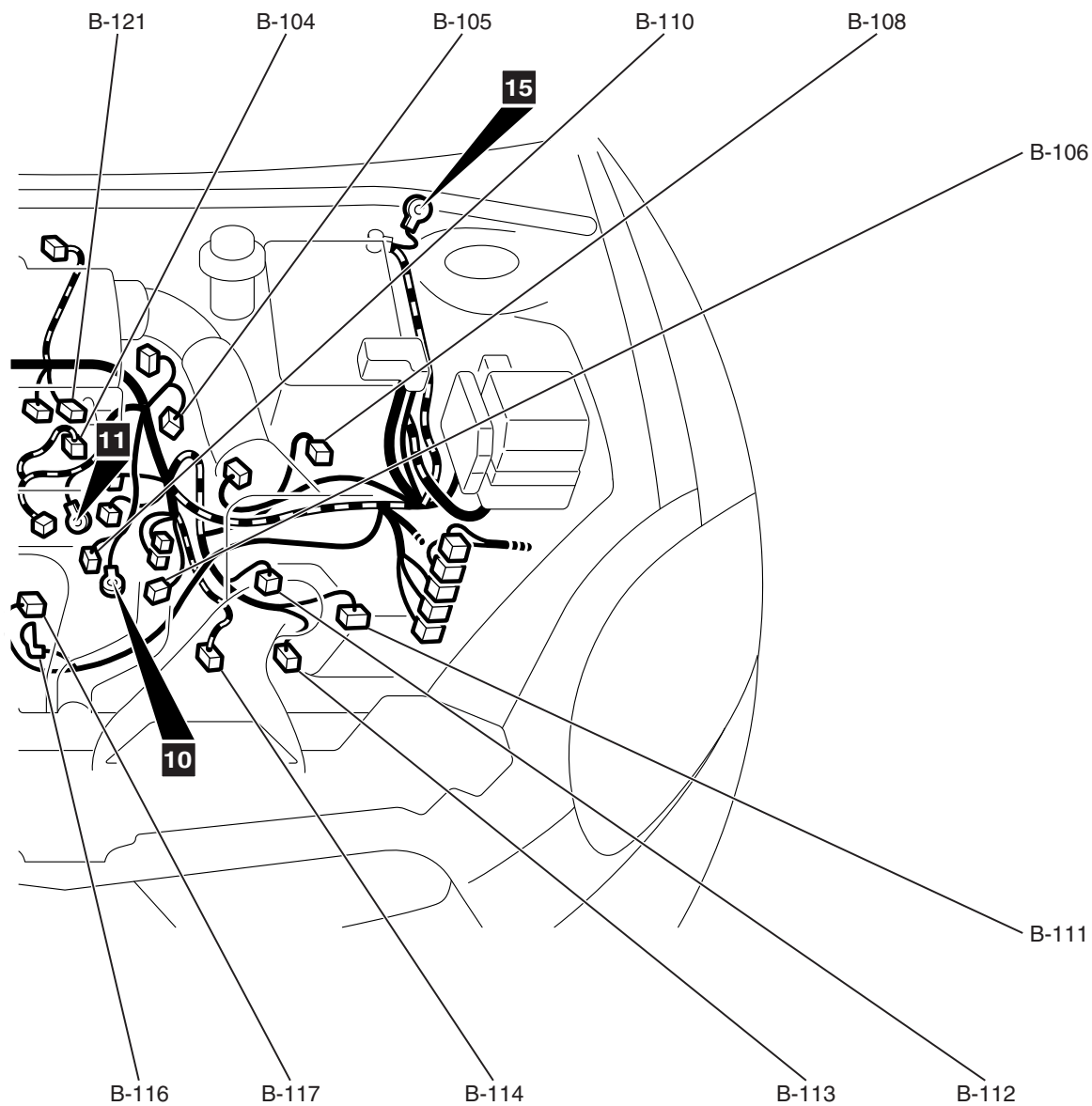
CONNECTOR COLOR
CODE

B: BLACK
BR: BROWN
G: GREEN
GR: GRAY
L: BLUE
NONE: MILK WHITE
O: ORANGE
R: RED
V: VIOLET
Y: YELLOW

AC509390AC

B-101 (3-GR)	IGNITION COIL 1
B-102 (3-GR)	IGNITION COIL 3
B-104 (3-B)	VEHICLE SPEED SENSOR <M/T>
B-105 (6-GR)	EXHAUST GAS RECIRCULATION VALVE
B-106 (2-B)	ENGINE COOLANT TEMPERATURE SENSOR
B-108 (3-GR)	OUTPUT SHAFT SPEED SENSOR <A/T>

B-110 (3-B)	CAMSHAFT POSITION SENSOR
B-111 (10-GR)	A/T CONTROL SOLENOID VALVE ASSEMBLY
B-112 (3-B)	INPUT SHAFT SPEED SENSOR <A/T>
B-113 (10-B)	TRANSMISSION RANGE SWITCH <A/T>



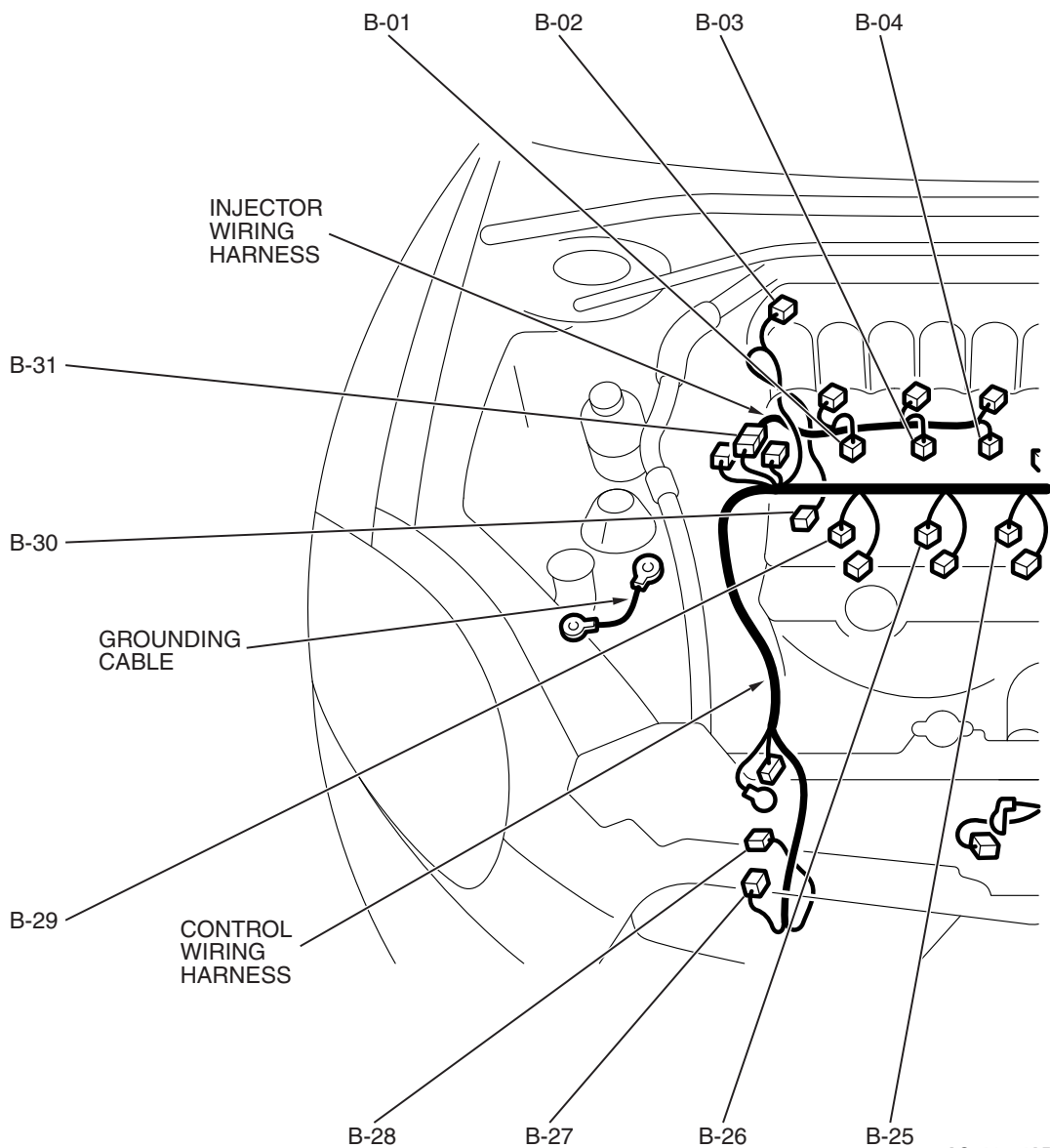
AC509391AC

B-114 (2-B) BACKUP LIGHT SWITCH <M/T>
B-116 (1) STARTER
B-117 (1-B) STARTER
B-119 (1) GENERATOR
B-120 (4-GR) GENERATOR

B-121 (3-GR) IGNITION COIL 4
B-122 (3-GR) IGNITION COIL 2
B-125 (3-GR) CRANKSHAFT POSITION SENSOR
B-126 (2-GR) KNOCK SENSOR

ENGINE AND TRANSAXLE <3.8L ENGINE>

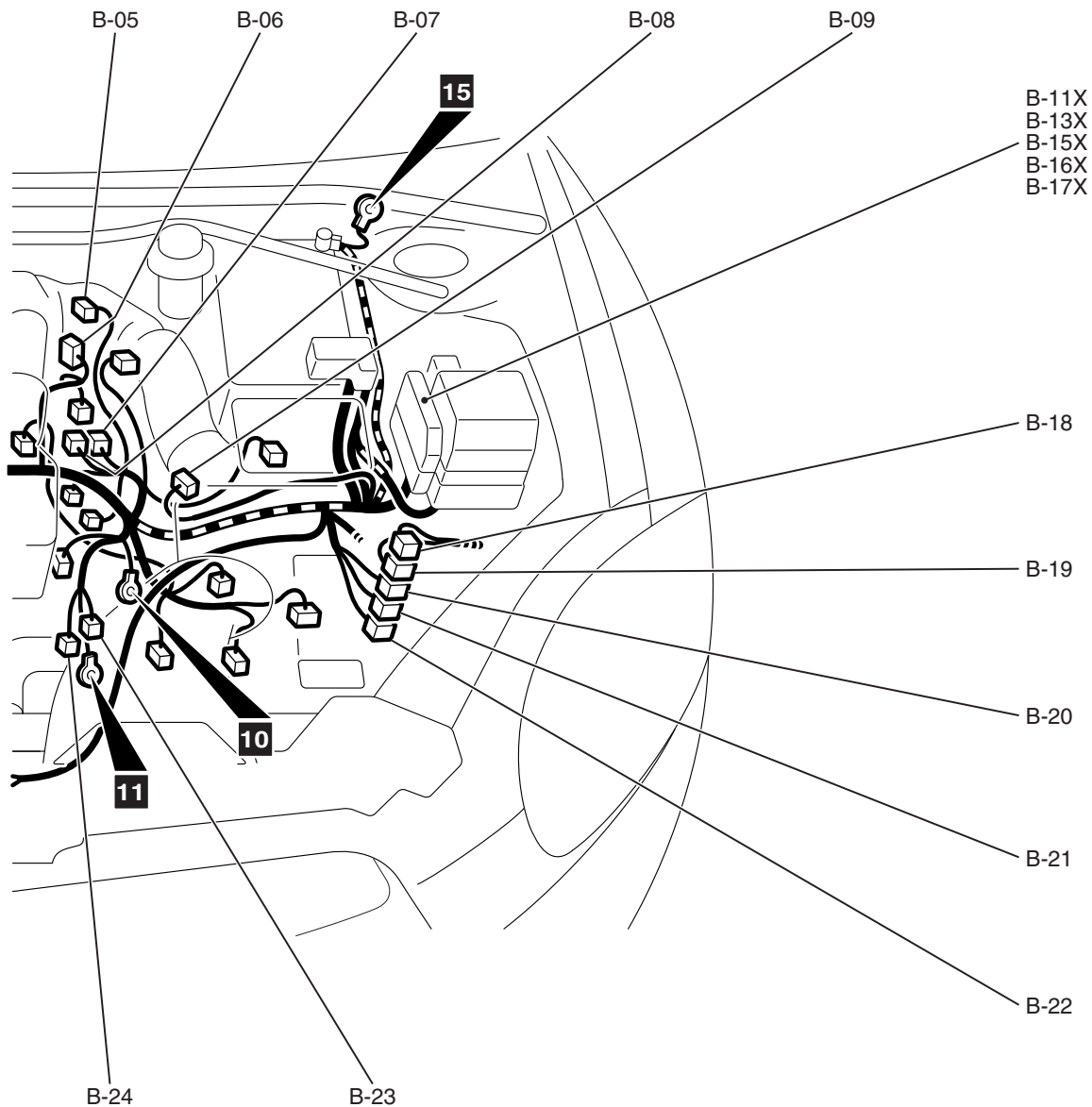
M1801000403332

Connector
symbol**B** -01
thru
-31

AC611501AB

B-01	(2-GR)	FUEL INJECTOR 1
B-02	(3-B)	MANIFOLD ABSOLUTE PRESSURE SENSOR
B-03	(2-GR)	FUEL INJECTOR 3
B-04	(2-GR)	FUEL INJECTOR 5
B-05	(2-B)	EVAPORATIVE EMISSION PURGE SOLENOID
B-06	(6-B)	THROTTLE BODY ASSEMBLY
B-07	(4-GR)	RIGHT BANK HEATED OXYGEN SENSOR (REAR)
B-08	(4-B)	RIGHT BANK HEATED OXYGEN SENSOR (FRONT)
B-09	(4-GR)	MASS AIRFLOW SENSOR

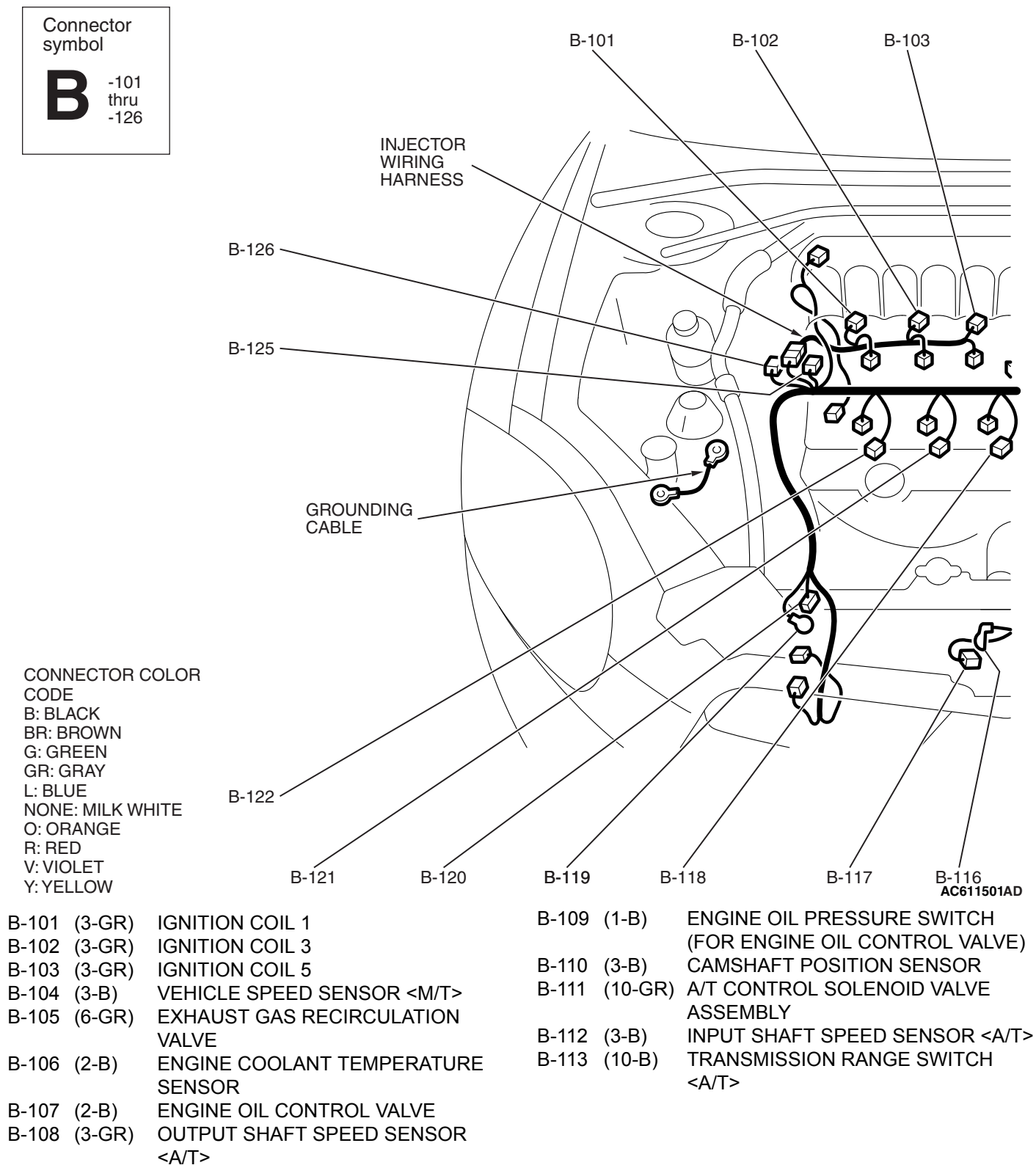
B-11X	(5)	STARTER RELAY <M/T>
B-13X	(4)	THROTTLE ACTUATOR CONTROL MOTOR RELAY
B-15X	(4)	A/T CONTROL RELAY
B-16X	(4)	MFI RELAY
B-17X	(4)	A/C COMPRESSOR CLUTCH RELAY
B-18	(18-B)	ENGINE CONTROL MODULE <M/T> OR POWERTRAIN CONTROL MODULE <A/T>
B-19	(23)	ENGINE CONTROL MODULE <M/T> OR POWERTRAIN CONTROL MODULE <A/T>

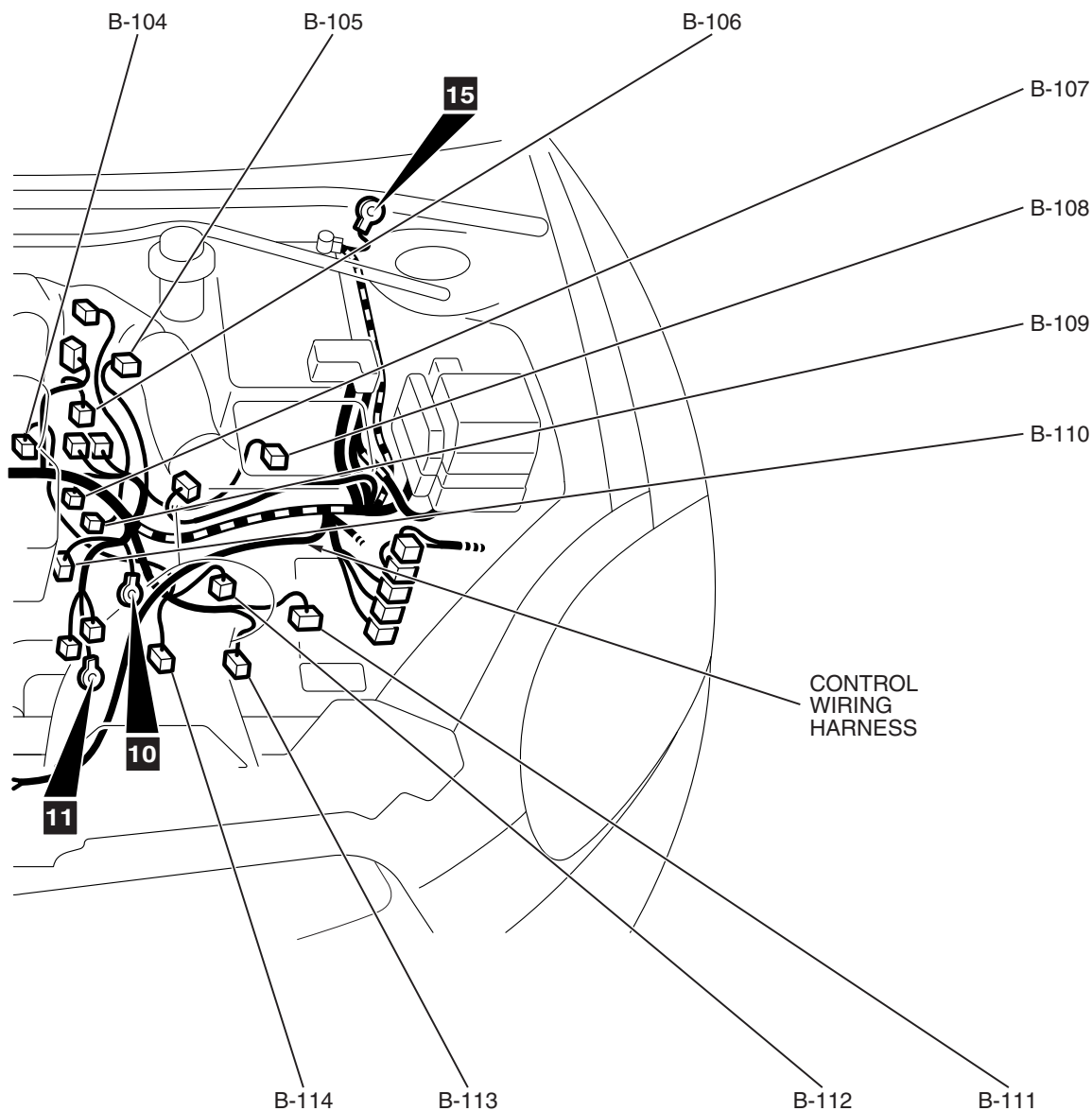


AC710979AB

B-20	(33-B)	ENGINE CONTROL MODULE <M/T> OR POWERTRAIN CONTROL MODULE <A/T>	B-25	(2-GR)	FUEL INJECTOR 6
B-21	(23-B)	ENGINE CONTROL MODULE <M/T> OR POWERTRAIN CONTROL MODULE <A/T>	B-26	(2-GR)	FUEL INJECTOR 4
B-22	(33)	ENGINE CONTROL MODULE <M/T> OR POWERTRAIN CONTROL MODULE <A/T>	B-27	(1-B)	A/C COMPRESSOR ASSEMBLY
B-23	(4-GR)	LEFT BANK HEATED OXYGEN SENSOR (REAR)	B-28	(1-GR)	ENGINE OIL PRESSURE SWITCH
B-24	(4-B)	LEFT BANK HEATED OXYGEN SENSOR (FRONT)	B-29	(2-GR)	FUEL INJECTOR 2
			B-30	(1-B)	POWER STEERING PRESSURE SWITCH
			B-31	(10-B)	CONTROL WIRING HARNESS AND INJECTOR WIRING HARNESS COMBINATION

ENGINE AND TRANSAXLE <3.8L ENGINE> (CONTINUED)





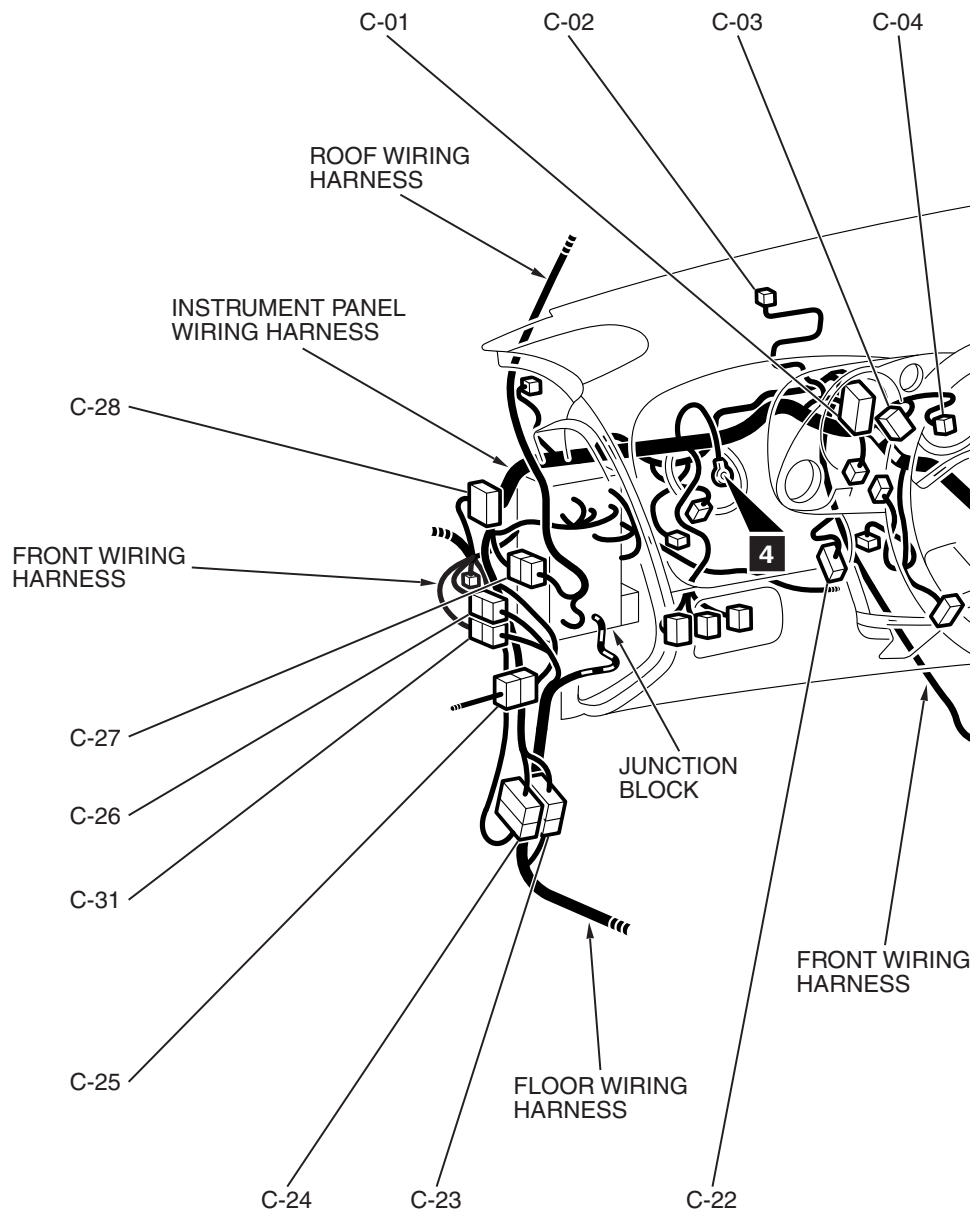
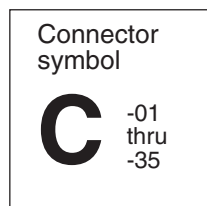
AC710979AC

B-114 (2-B) BACKUP LIGHT SWITCH <M/T>
 B-116 (1) STARTER
 B-117 (1-B) STARTER
 B-118 (3-GR) IGNITION COIL 6
 B-119 (1) GENERATOR

B-120 (4-GR) GENERATOR
 B-121 (3-GR) IGNITION COIL 4
 B-122 (3-GR) IGNITION COIL 2
 B-125 (3-B) CRANKSHAFT POSITION SENSOR
 B-126 (2-GR) KNOCK SENSOR

DASH PANEL

M1801000603541

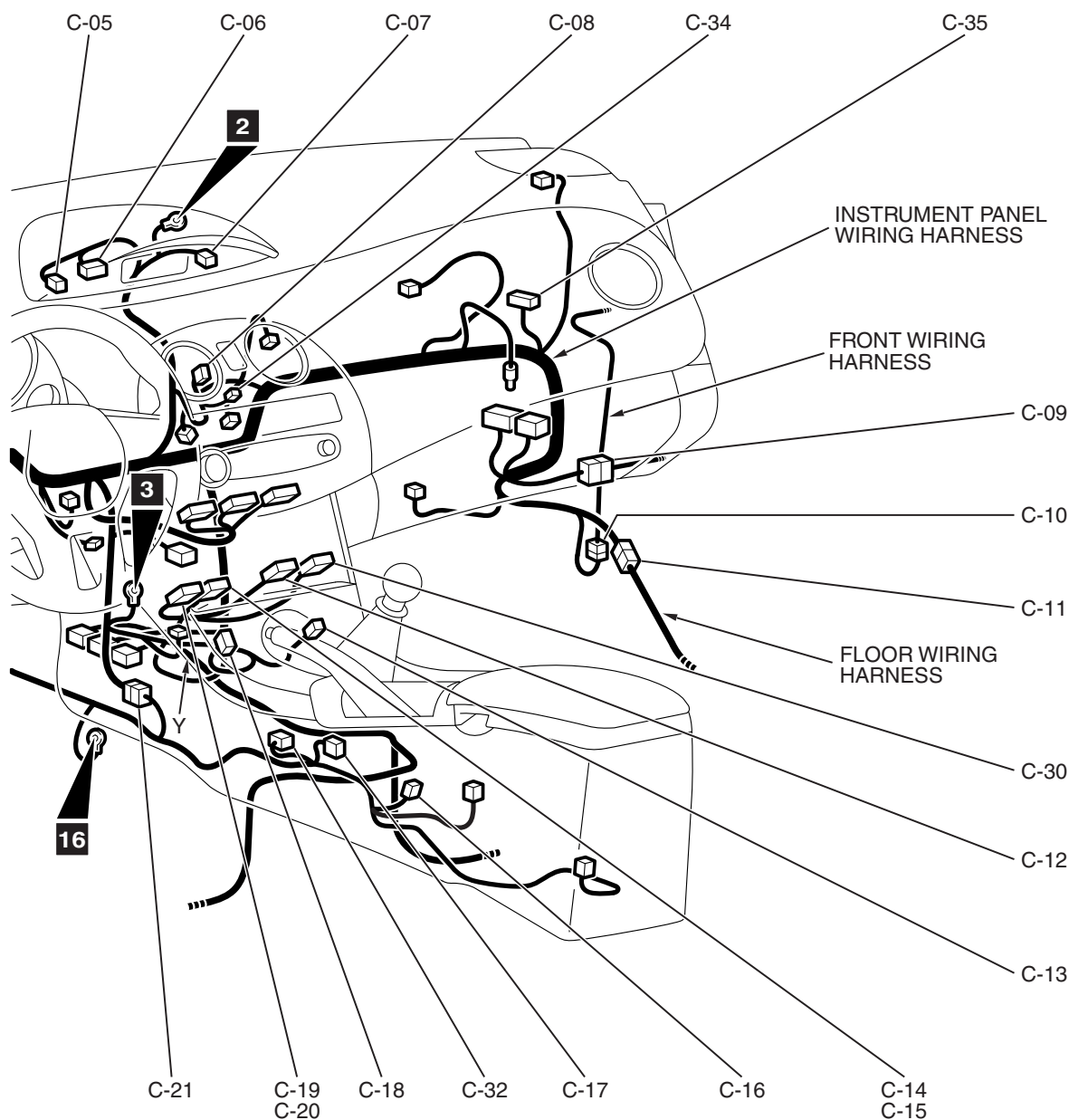


CONNECTOR COLOR CODE
 B: BLACK
 BR: BROWN
 G: GREEN
 GR: GRAY
 L: BLUE
 NONE: MILK WHITE
 O: ORANGE
 R: RED
 V: VIOLET
 Y: YELLOW

AC807696AB

C-01	(33)	JOINT CONNECTOR (2)
C-02	(4)	SECURITY INDICATOR
C-03	(22)	JOINT CONNECTOR (3)
C-04	(18)	COMBINATION METER
C-05	(3)	AIR BAG OFF INDICATOR LIGHT (PASSENGER'S SIDE)
C-06	(20-B)	MULTI-CENTER DISPLAY UNIT
C-07	(4)	SEAT BELT WARNING LIGHT (PASSENGER'S SIDE)
C-08	(4)	HAZARD WARNING LIGHT SWITCH
C-09	(19)	INSTRUMENT PANEL WIRING HARNESS AND FRONT DOOR WIRING HARNESS (RH) COMBINATION
C-10	(2)	INSTRUMENT PANEL WIRING HARNESS AND FRONT WIRING HARNESS COMBINATION

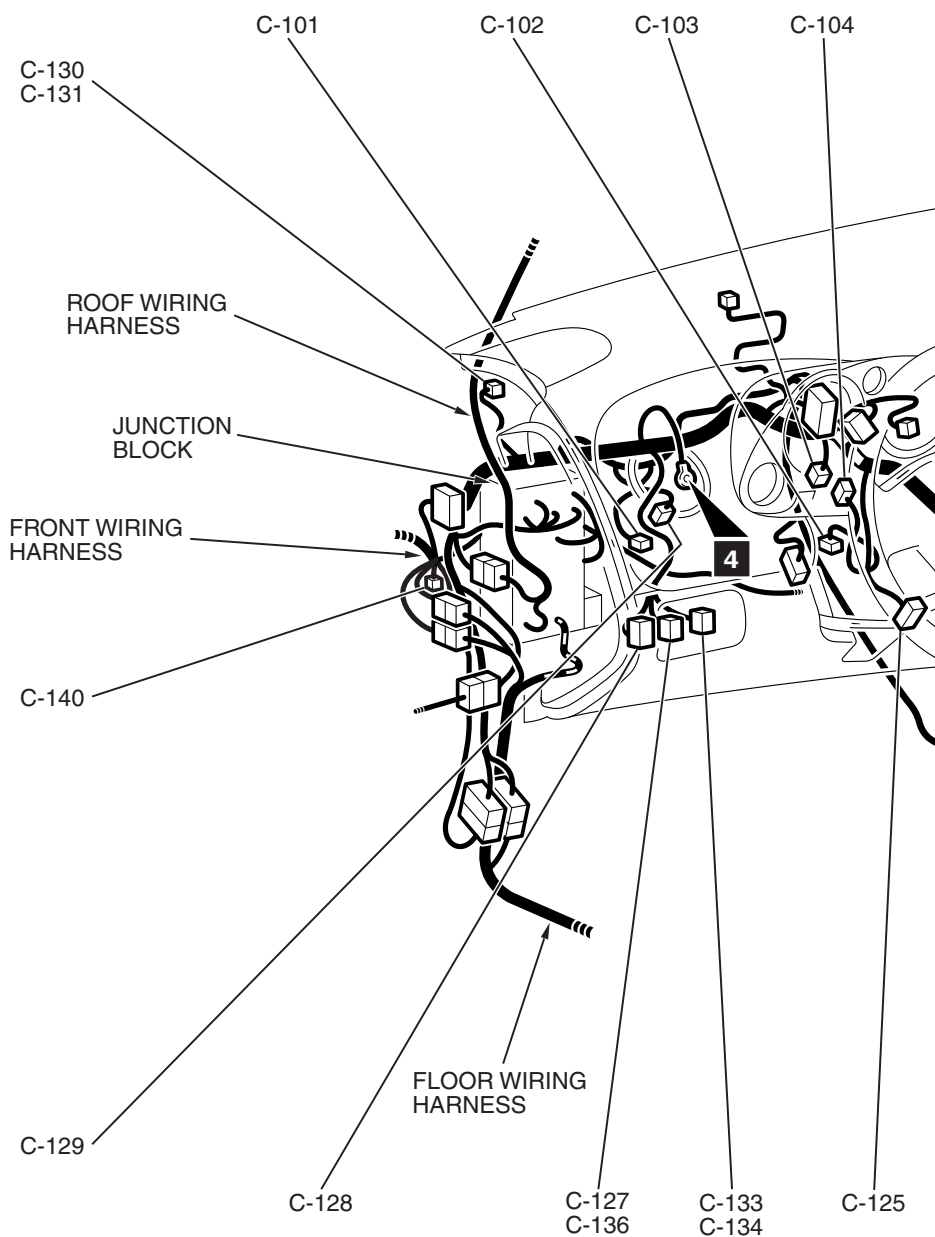
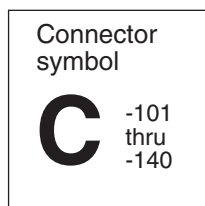
C-11	(16)	INSTRUMENT PANEL WIRING HARNESS AND FLOOR WIRING HARNESS COMBINATION
C-12	(6)	BLOWER SWITCH <MANUAL A/C>
C-13	(2)	ACCESSORY SOCKET (ACC)
C-14	(16-B)	A/C-ECU <MANUAL A/C>
C-15	(20-B)	A/C-ECU <AUTOMATIC A/C>
C-16	(1-B)	PARKING BRAKE SWITCH
C-17	(8)	SHIFT SWITCH ASSEMBLY <A/T>
C-18	(9)	HEATED SEAT SWITCH
C-19	(12-B)	A/C-ECU <MANUAL A/C>
C-20	(16-B)	A/C-ECU <AUTOMATIC A/C>
C-21	(20)	INSTRUMENT PANEL WIRING HARNESS AND FRONT WIRING HARNESS COMBINATION



AC807697AB

C-22	(6-B)	ACCELERATOR PEDAL POSITION SENSOR	C-27	(13)	INSTRUMENT PANEL WIRING HARNESS AND ROOF WIRING HARNESS COMBINATION
C-23	(43)	INSTRUMENT PANEL WIRING HARNESS AND FLOOR WIRING HARNESS COMBINATION	C-28	(33)	JOINT CONNECTOR (1)
C-24	(38)	INSTRUMENT PANEL WIRING HARNESS AND FRONT WIRING HARNESS COMBINATION	C-30	(4)	CONVERTIBLE TOP SWITCH <ECLIPSE SPYDER>
C-25	(32)	INSTRUMENT PANEL WIRING HARNESS AND FRONT DOOR WIRING HARNESS (LH) COMBINATION	C-31	(2-B)	FRONT WIRING HARNESS AND FLOOR WIRING HARNESS COMBINATION <ECLIPSE SPYDER>
C-26	(16)	FRONT WIRING HARNESS AND FLOOR WIRING HARNESS COMBINATION	C-32	(6-GR)	G AND YAW RATE SENSOR
			C-34	(4)	MICROPHONE SWITCH <WITH HANDS-FREE CELLULAR PHONE SYSTEM>
			C-35	(24)	HANDS-FREE MODULE <WITH HANDS-FREE CELLULAR PHONE SYSTEM>

DASH PANEL (CONTINUED)

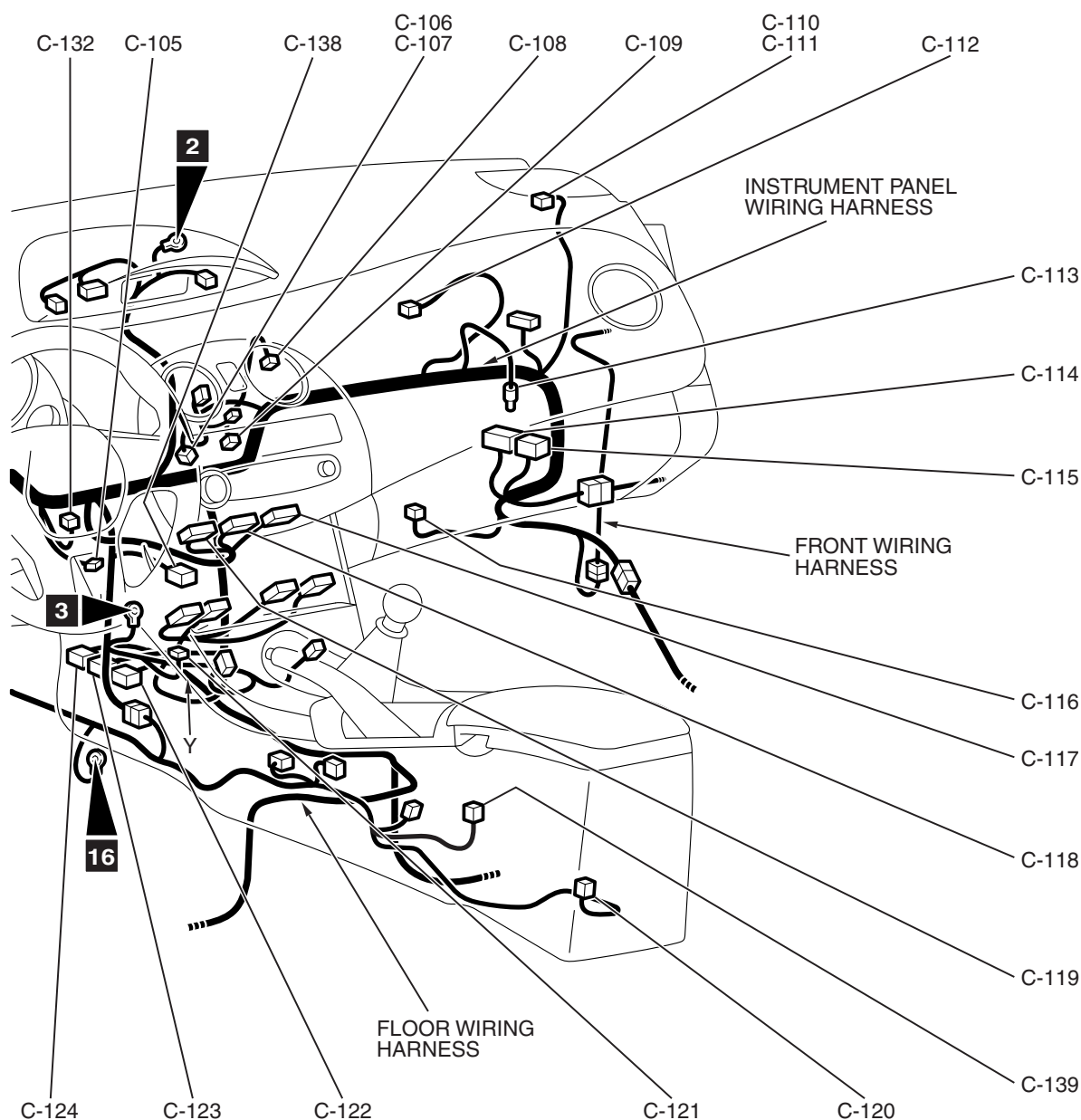


AC807696AC

CONNECTOR COLOR
CODE
B: BLACK
BR: BROWN
G: GREEN
GR: GRAY
L: BLUE
NONE: MILK WHITE
O: ORANGE
R: RED
V: VIOLET
Y: YELLOW

C-101 (2)	INTERLOCK SWITCH <M/T>
C-102 (2)	AIR THERMO SENSOR
C-103 (4)	STOPLIGHT SWITCH
C-104 (7)	MODE SELECTION DAMPER CONTROL MOTOR AND POTENTIOMETER
C-105 (2)	HEATER AIR INTAKE DUCT SENSOR <AUTOMATIC A/C>
C-106 (4)	RESISTOR <MANUAL A/C>
C-107 (4)	POWER TRANSISTOR <AUTOMATIC A/C>
C-108 (5)	OUTSIDE/INSIDE AIR SELECTION DAMPER CONTROL MOTOR
C-109 (7)	AIR MIXING DAMPER CONTROL MOTOR AND POTENTIOMETER

C-110 (2-B)	TWEETER (RH) <WITHOUT AUDIO AMPLIFIER>
C-111 (2)	TWEETER (RH) <WITH AUDIO AMPLIFIER>
C-112 (4-Y)	AIR BAG MODULE (SQUIB) (PASSENGER'S SIDE)
C-113 (2)	GLOVE BOX LIGHT
C-114 (18)	AUDIO AMPLIFIER
C-115 (14)	AUDIO AMPLIFIER
C-116 (2)	BLOWER MOTOR
C-117 (14)	RADIO AND CD PLAYER OR RADIO, CD PLAYER AND CD CHANGER
C-118 (10)	RADIO AND CD PLAYER
C-119 (22-B)	RADIO, CD PLAYER AND CD CHANGER



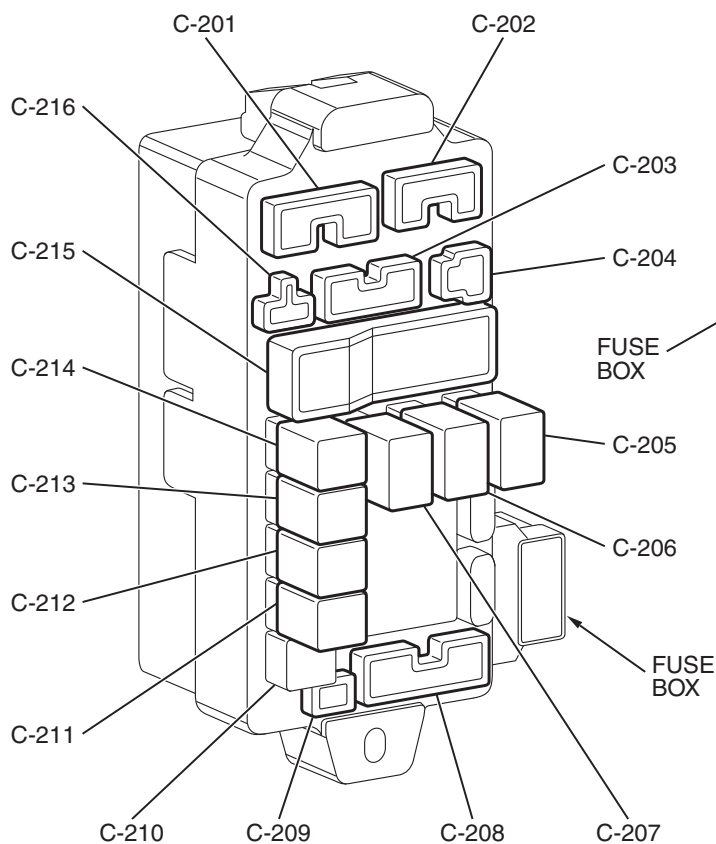
AC807697AC

C-120 (2)	NO CONNECTION	C-131 (2)	TWEETER (LH) <WITH AUDIO AMPLIFIER>
C-121 (10)	TPMS RECEIVER	C-132 (2-GR)	CONVERTIBLE TOP BUZZER <ECLIPSE SPYDER>
C-122 (20-Y)	SRS-ECU	C-133 (6-GR)	ASC OFF SWITCH <HALOGEN TYPE HEADLIGHT>
C-123 (28-Y)	SRS-ECU	C-134 (6-GR)	HEADLIGHT LEVELING SWITCH
C-124 (20-Y)	SRS-ECU	C-136 (6)	FRONT FOG LIGHT/ASC OFF SWITCH <DISCHARGE TYPE HEADLIGHT>
C-125 (16-B)	DATA LINK CONNECTOR	C-138 (4)	AUX BOX
C-127 (6)	FRONT FOG LIGHT SWITCH <HALOGEN TYPE HEADLIGHT>	C-139 (4-B)	AUX ADAPTER
C-128 (11)	REMOTE CONTROLLED MIRROR SWITCH	C-140 (1)	SPARE CONNECTOR (FOR REMOTE CONTROLLED ENGINE STARTER) <A/T>
C-129 (4)	CLUTCH PEDAL POSITION SWITCH <M/T>		
C-130 (2-B)	TWEETER (LH) <WITHOUT AUDIO AMPLIFIER>		

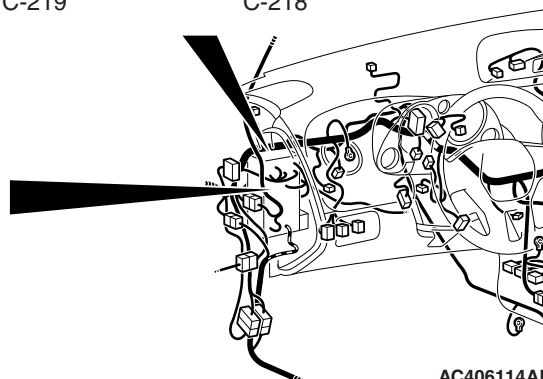
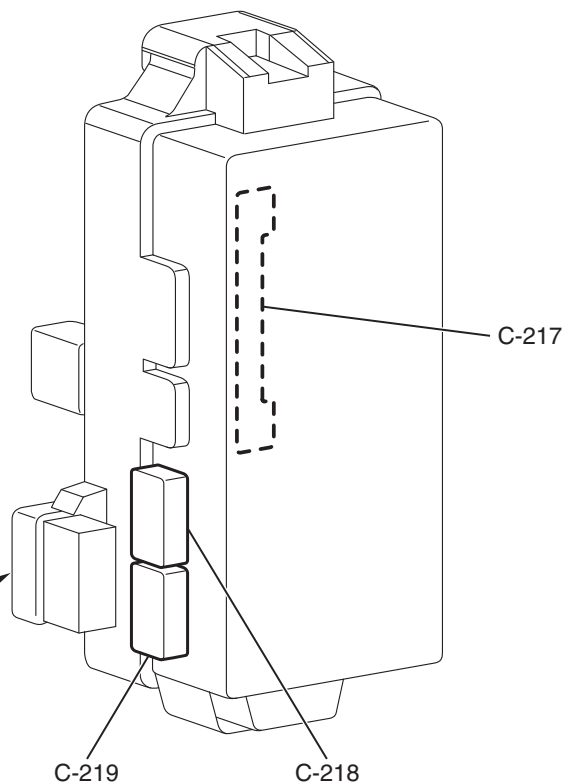
DASH PANEL (CONTINUED)

Connector
symbol**C** -201
thru
-219

JUNCTION BLOCK (FRONT VIEW)



JUNCTION BLOCK (REAR VIEW)



AC406114AB

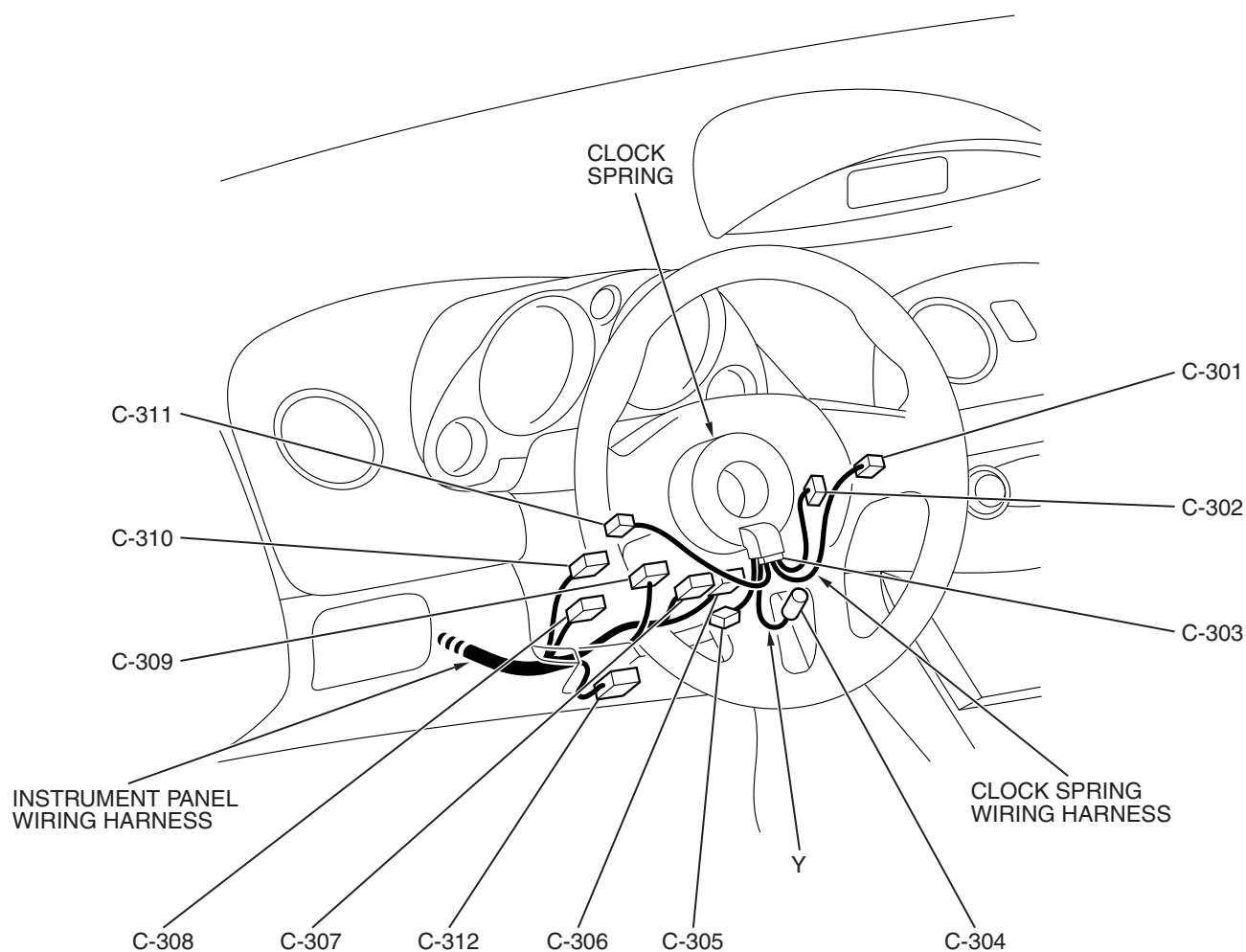
C-201 (13)	INSTRUMENT PANEL WIRING HARNESS AND JUNCTION BLOCK COMBINATION
C-202 (6)	INSTRUMENT PANEL WIRING HARNESS AND JUNCTION BLOCK COMBINATION
C-203 (14)	INSTRUMENT PANEL WIRING HARNESS AND JUNCTION BLOCK COMBINATION
C-204 (1-B)	INSTRUMENT PANEL WIRING HARNESS AND JUNCTION BLOCK COMBINATION
C-205 (5)	REAR WINDOW DEFOGGER RELAY
C-206 (5)	BLOWER RELAY
C-207 (5)	POWER WINDOW RELAY
C-208 (15)	FLOOR WIRING HARNESS AND JUNCTION BLOCK COMBINATION

C-209 (3)	ROOF WIRING HARNESS AND JUNCTION BLOCK COMBINATION
C-210 (4)	NO CONNECTION
C-211 (4)	HEATED SEAT RELAY
C-212 (4)	FUEL PUMP RELAY (2)
C-213 (4)	ACCESSORY SOCKET RELAY
C-214 (4)	FUEL PUMP RELAY (1)
C-215 (28)	INSTRUMENT PANEL WIRING HARNESS AND JUNCTION BLOCK COMBINATION
C-216 (2)	INSTRUMENT PANEL WIRING HARNESS AND JUNCTION BLOCK COMBINATION
C-217 (20)	ETACS-ECU
C-218 (24-GR)	ETACS-ECU
C-219 (24)	ETACS-ECU

Connector
symbol

C -301
thru
-312

STEERING COLUMN

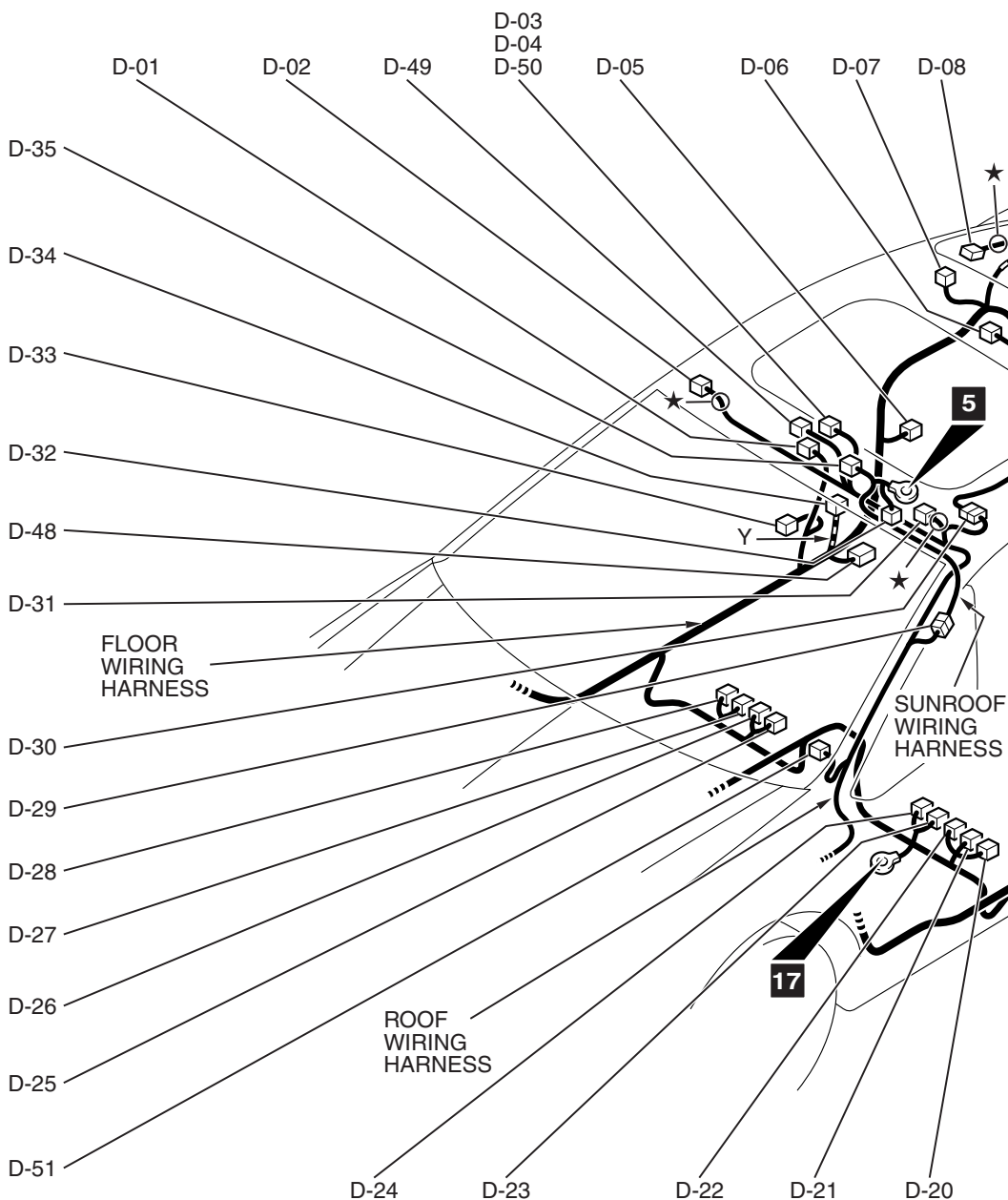


AC611506AB

C-301 (2-B)	REMOTE CONTROLLED RADIO SWITCH (RH)	C-306 (6)	CLOCK SPRING
C-302 (3-Y)	AUTO-CRUISE CONTROL SWITCH	C-307 (4-Y)	CLOCK SPRING
C-303 (5-GR)	CLOCK SPRING AND CLOCK SPRING WIRING HARNESS COMBINATION	C-308 (6)	IGNITION SWITCH
C-304 (1)	HORN SWITCH	C-309 (10)	COLUMN SWITCH
C-305 (4-Y)	AIR BAG MODULE (SQUIB) (DRIVER'S SIDE)	C-310 (7)	KEY REMINDER SWITCH
		C-311 (2-B)	REMOTE CONTROLLED RADIO SWITCH (LH)
		C-312 (5)	STEERING WHEEL SENSOR

FLOOR AND ROOF <ECLIPSE>

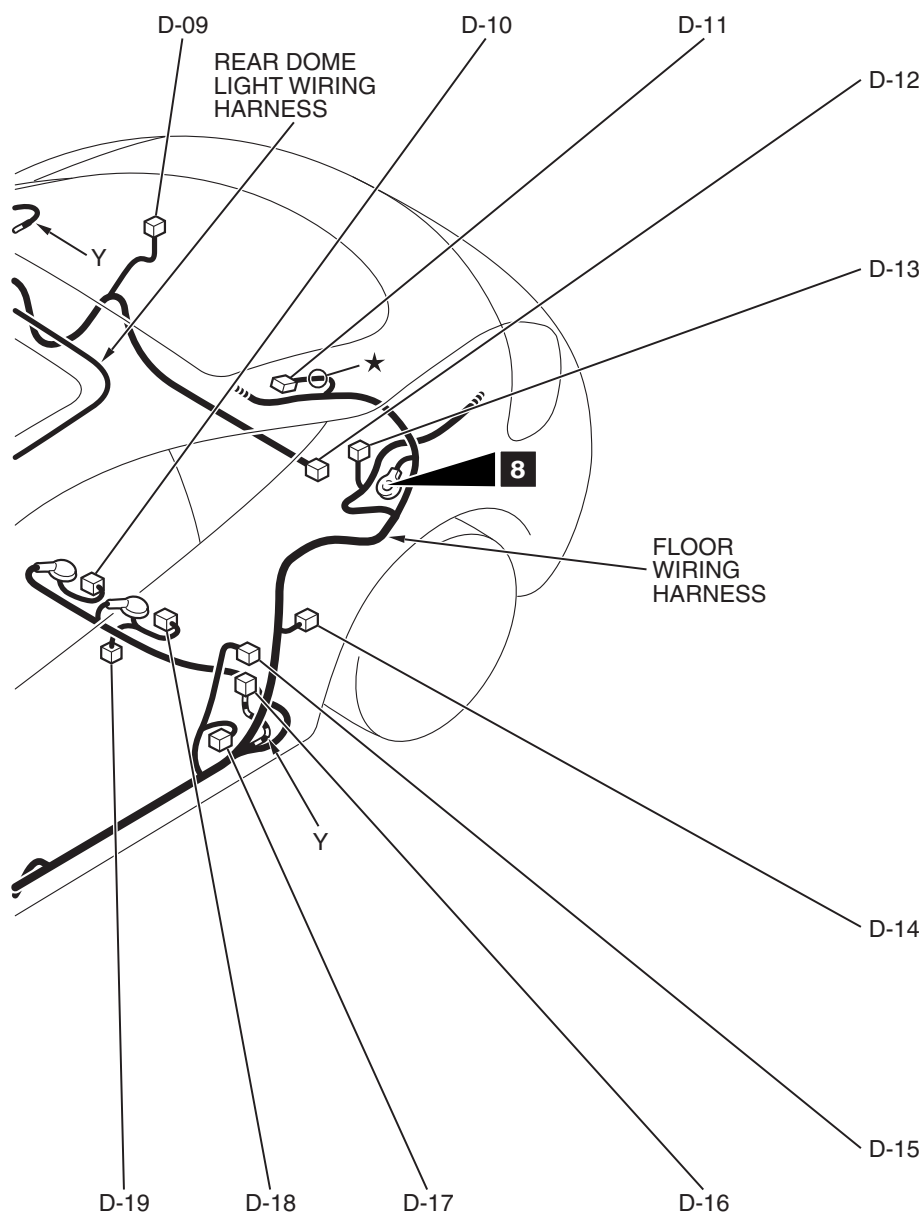
M1801000903951

Connector
symbol**D**CONNECTOR COLOR
CODE

B: BLACK
BR: BROWN
G: GREEN
GR: GRAY
L: BLUE
NONE: MILK WHITE
O: ORANGE
R: RED
V: VIOLET
Y: YELLOW

D-01	(3)	DOOR SWITCH (RH)	D-11	(2-B)	CURTAIN AIR BAG MODULE (SQUIB) (LH)
D-02	(2)	VANITY MIRROR LIGHT (RH)	D-12	(4)	WOOFER
D-03	(3)	FRONT DOME LIGHT <WITHOUT AUTOMATIC ANTI-DAZZLING MIRROR>	D-13	(1-B)	CAPACITOR
D-04	(7-B)	FRONT DOME LIGHT <WITH AUTOMATIC ANTI-DAZZLING MIRROR (WITHOUT REAR VIEW CAMERA)>	D-14	(2)	QUARTER SPEAKER (LH)
D-05	(2)	QUARTER SPEAKER (RH)	D-15	(3)	DOOR SWITCH (LH)
D-06	(3)	REAR DOME LIGHT	D-16	(2-B)	SEAT BELT PRE-TENSIONER (LH)
D-07	(1)	GLASS ANTENNA	D-17	(2-Y)	SIDE IMPACT SENSOR (LH)
D-08	(2-B)	CURTAIN AIR BAG MODULE (SQUIB) (RH)	D-18	(3-B)	FUEL TANK DIFFERENTIAL PRESSURE SENSOR
D-09	(2)	LUGGAGE COMPARTMENT LIGHT	D-19	(5-GR)	FUEL PUMP MODULE
D-10	(2-B)	FUEL LEVEL SENSOR (SUB)	D-20	(2-B)	POWER SEAT ASSEMBLY
			D-21	(3-B)	HEATED SEAT ASSEMBLY (LH)
			D-22	(5-B)	SEAT BELT SWITCH (DRIVER'S SIDE)
			D-23	(2-Y)	SIDE-AIRBAG MODULE (SQUIB) (LH)

AC807698AB

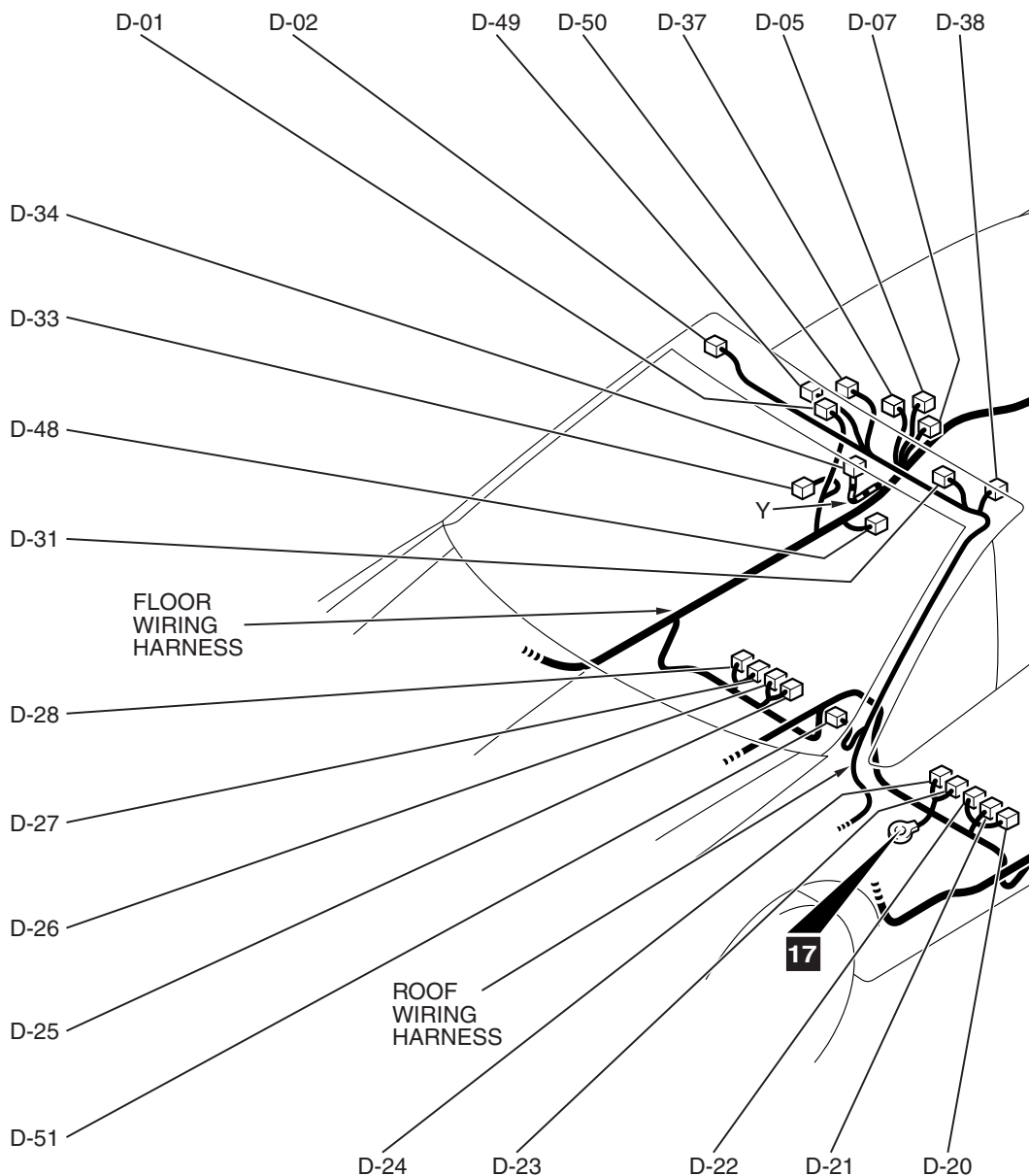


AC509397AB

D-24	(2-GR)	SEAT SLIDE SENSOR	D-33	(2-Y)	SIDE IMPACT SENSOR (RH)
D-25	(3)	SEAT BELT SWITCH (PASSENGER'S SIDE)	D-34	(2-B)	SEAT BELT PRE-TENSIONER (RH)
D-26	(3-GR)	OCCUPANT CLASSIFICATION-ECU	D-35	(14-GR)	SUNROOF MOTOR ASSEMBLY
D-27	(3-B)	HEATED SEAT ASSEMBLY (RH)	D-48	(2)	SATELLITE RADIO TUNER
D-28	(2-Y)	SIDE-AIRBAG MODULE (SQUIB) (RH)	D-49	(12-B)	INSIDE REAR VIEW MIRROR ASSEMBLY <WITH AUTOMATIC ANTI-DAZZLING MIRROR AND REAR VIEW CAMERA>
D-29	(3)	ROOF WIRING HARNESS AND SUNROOF WIRING HARNESS COMBINATION	D-50	(4)	FRONT DOME LIGHT <WITH AUTOMATIC ANTI-DAZZLING MIRROR AND REAR VIEW CAMERA>
D-30	(3)	ROOF WIRING HARNESS AND REAR DOME LIGHT WIRING HARNESS COMBINATION	D-51	(3)	INTERPHONE MICROPHONE <WITH HANDS-FREE CELLULAR PHONE SYSTEM>
D-31	(2)	VANITY MIRROR LIGHT (LH)			
D-32	(6-B)	SUNROOF SWITCH			

FLOOR AND ROOF <ECLIPSE SPYDER>

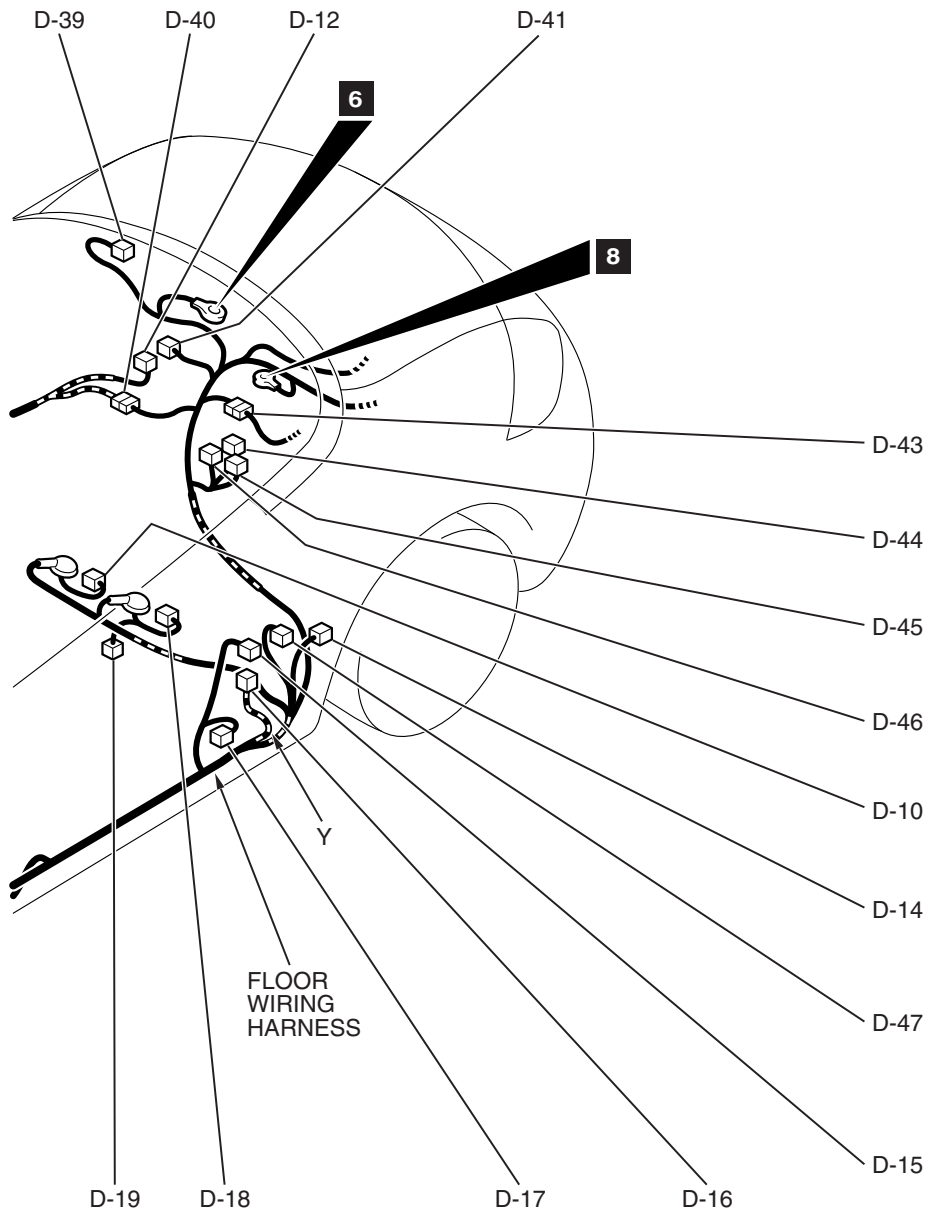
M1801000903962

Connector
symbol**D**

AC807699AB

D-01	(3)	DOOR SWITCH (RH)
D-02	(2)	VANITY MIRROR LIGHT (RH)
D-05	(2)	QUARTER SPEAKER (RH)
D-07	(1)	ANTENNA AMPLIFIER
D-10	(2-B)	FUEL LEVEL SENSOR (SUB)
D-12	(4)	WOOFER
D-14	(2)	QUARTER SPEAKER (LH)
D-15	(3)	DOOR SWITCH (LH)
D-16	(2-B)	SEAT BELT PRE-TENSIONER (LH)
D-17	(2-Y)	SIDE IMPACT SENSOR (LH)
D-18	(3-B)	FUEL TANK DIFFERENTIAL PRESSURE SENSOR
D-19	(5-GR)	FUEL PUMP MODULE

D-20	(2-B)	POWER SEAT ASSEMBLY
D-21	(3-B)	HEATED SEAT ASSEMBLY (LH)
D-22	(5-B)	SEAT BELT SWITCH (DRIVER'S SIDE)
D-23	(2-Y)	SIDE-AIRBAG MODULE (SQUIB) (LH)
D-24	(2-GR)	SEAT SLIDE SENSOR
D-25	(3)	SEAT BELT SWITCH (PASSENGER'S SIDE)
D-26	(3-GR)	OCCUPANT CLASSIFICATION-ECU
D-27	(3-B)	HEATED SEAT ASSEMBLY (RH)
D-28	(2-Y)	SIDE-AIRBAG MODULE (SQUIB) (RH)
D-31	(2)	VANITY MIRROR LIGHT (LH)
D-33	(2-Y)	SIDE IMPACT SENSOR (RH)
D-34	(2-B)	SEAT BELT PRE-TENSIONER (RH)

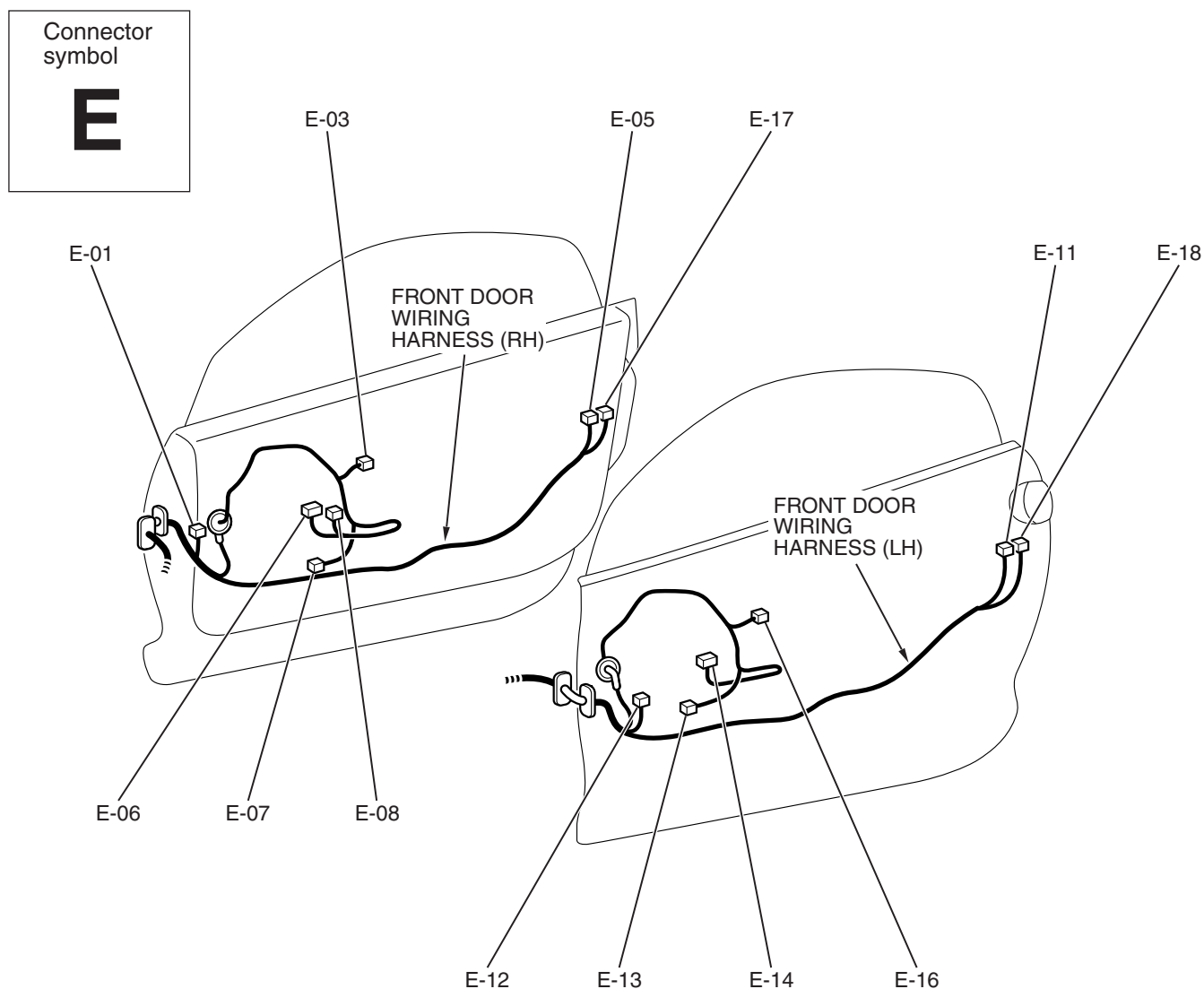


AC611510AB

D-37	(2)	POWER WINDOW MOTOR (QUARTER: RH)	D-45	(22)	CONVERTIBLE TOP CONTROL MODULE
D-38	(2)	HEADER LATCH SWITCH	D-46	(12)	CONVERTIBLE TOP CONTROL MODULE
D-39	(2)	TONNEAU SENSOR (DRIVE CYLINDER: UP)	D-47	(2)	POWER WINDOW MOTOR (QUARTER: LH)
D-40	(2-GR)	FLOOR WIRING HARNESS JOINT CONNECTOR (QUARTER POWER WINDOW MOTOR: RH)	D-48	(2)	SATELLITE RADIO TUNER
D-41	(2)	HYDRAULIC UNIT PUMP MOTOR	D-49	(12-B)	INSIDE REAR VIEW MIRROR ASSEMBLY
D-43	(1-GR)	FLOOR WIRING HARNESS AND REAR WINDOW DEFOGGER SUB WIRING HARNESS	D-50	(4)	FRONT DOME LIGHT
D-44	(4)	CONVERTIBLE TOP RELAY	D-51	(3)	INTERPHONE MICROPHONE

DOOR

M1801001402451



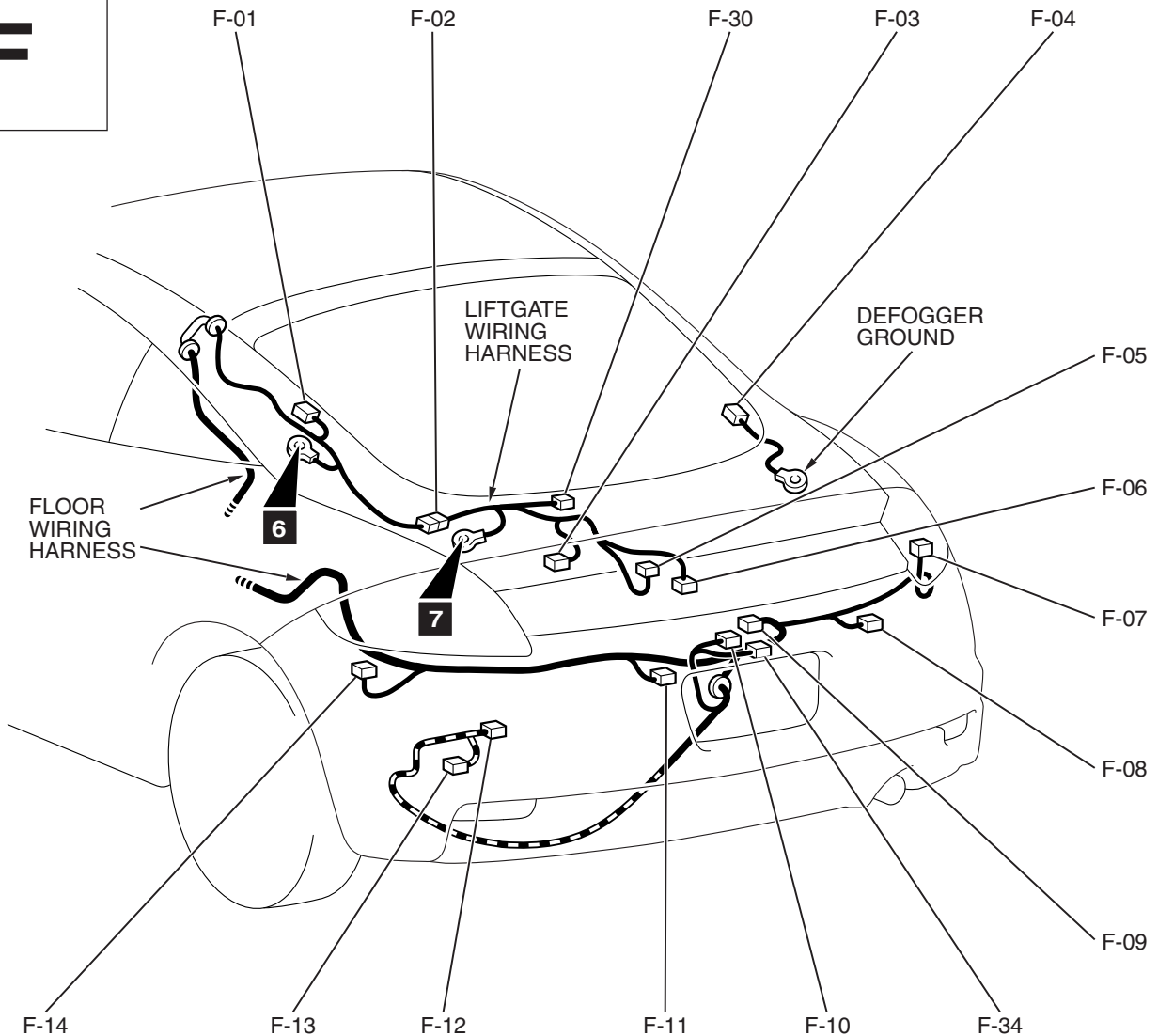
AC710983AB

E-01	(6)	REMOTE CONTROLLED MIRROR (RH)	E-12	(6)	REMOTE CONTROLLED MIRROR (LH)
E-03	(8-GR)	POWER WINDOW MOTOR (RH)	E-13	(2)	DOOR SPEAKER (LH)
E-05	(6-B)	DOOR LOCK ACTUATOR (RH)	E-14	(14)	POWER WINDOW MAIN SWITCH
E-06	(4-L)	POWER WINDOW SUB SWITCH	E-16	(8-GR)	POWER WINDOW MOTOR (LH)
E-07	(2)	DOOR SPEAKER (RH)	E-17	(2-B)	SHORT STROKE SWITCH (RH)
E-08	(6)	POWER WINDOW SUB SWITCH	E-18	(2-B)	SHORT STROKE SWITCH (LH)
E-11	(6-B)	DOOR LOCK ACTUATOR (LH)			

LUGGAGE COMPARTMENT <ECLIPSE>

Connector
symbol

F



AC807693AB

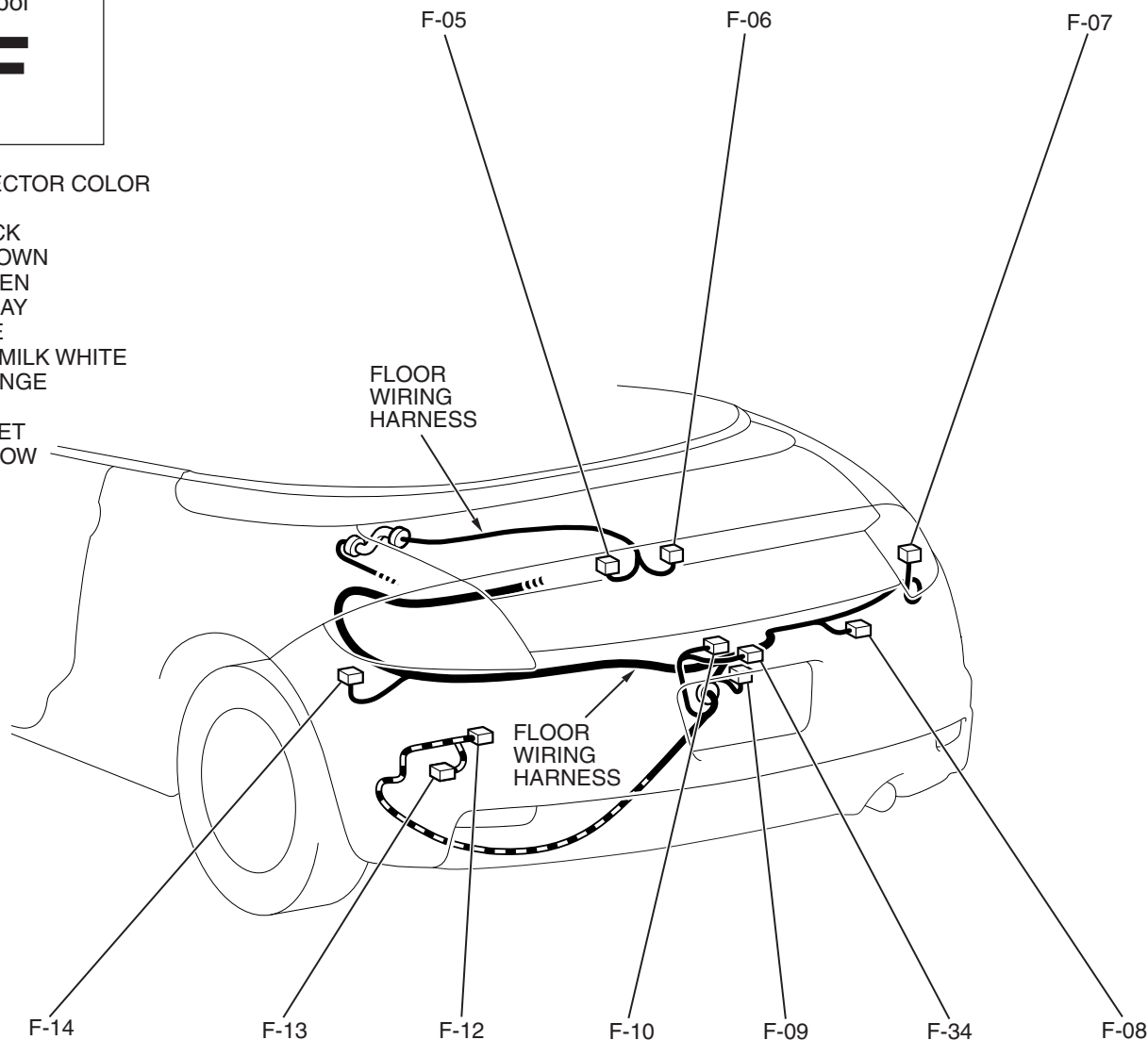
F-01	(1-B)	REAR WINDOW DEFOGGER (+)	F-09	(2)	LIFTGATE LATCH SWITCH
F-02	(6)	FLOOR WIRING HARNESS AND LIFTGATE WIRING HARNESS COMBINATION	F-10	(2-GR)	LICENSE PLATE LIGHT
F-03	(4)	REAR WIPER MOTOR	F-11	(2-B)	LIFTGATE LOCK ACTUATOR
F-04	(1-B)	REAR WINDOW DEFOGGER (-)	F-12	(2-GR)	WHEEL SPEED SENSOR (REAR: LH)
F-05	(2-B)	HIGH-MOUNTED STOPLIGHT <STANDARD TYPE REAR SPOILER>	F-13	(2-B)	EVAPORATIVE EMISSION VENTILATION SOLENOID
F-06	(2)	LIFTGATE LOCK RELEASE HANDLE	F-14	(6)	REAR COMBINATION LIGHT (LH)
F-07	(6)	REAR COMBINATION LIGHT (RH)	F-30	(2)	HIGH-MOUNTED STOPLIGHT <LARGE TYPE REAR SPOILER>
F-08	(2)	WHEEL SPEED SENSOR (REAR: RH)	F-34	(4)	REAR VIEW CAMERA

LUGGAGE COMPARTMENT <ECLIPSE SPYDER>

M1801001501251

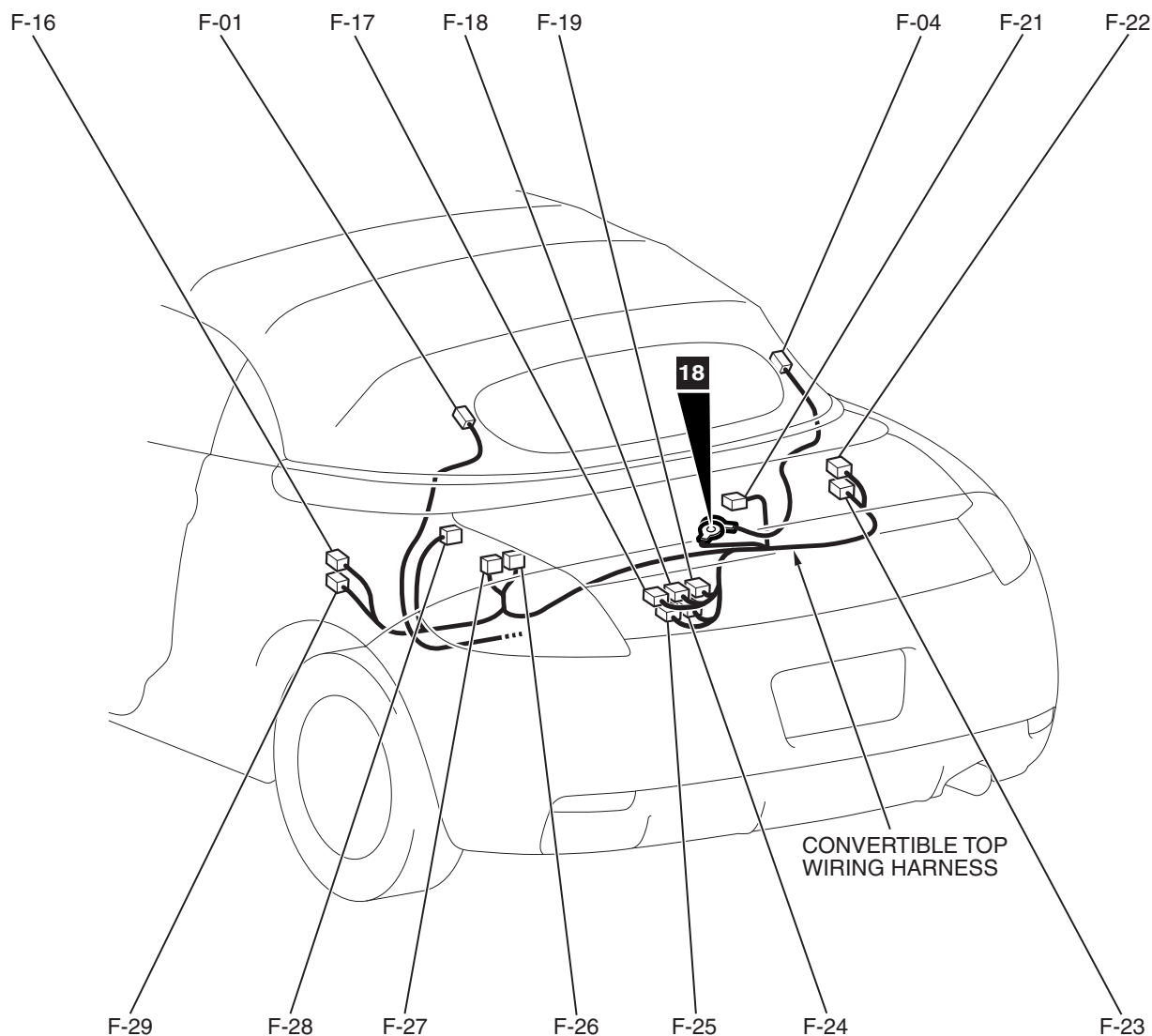
Connector
symbol**F**CONNECTOR COLOR
CODE

B: BLACK
 BR: BROWN
 G: GREEN
 GR: GRAY
 L: BLUE
 NONE: MILK WHITE
 O: ORANGE
 R: RED
 V: VIOLET
 Y: YELLOW



AC807694AB

F-01	(1-B)	REAR WINDOW DEFOGGER (+)	F-09	(2)	TRUNK LID LATCH SWITCH
F-04	(1-B)	REAR WINDOW DEFOGGER (-)	F-10	(2-GR)	LICENSE PLATE LIGHT
F-05	(2-B)	HIGH-MOUNTED STOPLIGHT	F-12	(2-GR)	WHEEL SPEED SENSOR (REAR: LH)
F-06	(2)	TRUNK LID OPENER SWITCH	F-13	(2-B)	EVAPORATIVE EMISSION VENTILATION SOLENOID
F-07	(6)	REAR COMBINATION LIGHT (RH)	F-14	(6)	REAR COMBINATION LIGHT (LH)
F-08	(2)	WHEEL SPEED SENSOR (REAR: RH)			



AC711651AB

F-16	(2)	5-BOW SENSOR (DOWN: LH)	F-25	(2)	SOLENOID VALVE (ROTARY DRIVE)
F-17	(2)	SOLENOID VALVE (TONNEAU DRIVE CYLINDER)	F-26	(14)	CONVERTIBLE TOP CONTROL MODULE
F-18	(2)	SOLENOID VALVE (5-BOW CYLINDER)	F-27	(10)	CONVERTIBLE TOP CONTROL MODULE
F-19	(2)	SOLENOID VALVE (5-BOW LOCKING CYLINDER)	F-28	(3)	TONNEAU LATCH SWITCH
F-21	(2)	TONNEAU LATCH OPEN SENSOR	F-29	(3)	CONVERTIBLE TOP POSITION SWITCH
F-22	(2)	5-BOW SENSOR (DOWN: RH)	F-34	(4)	REAR VIEW CAMERA
F-23	(2)	5-BOW SENSOR (UP: RH)			
F-24	(2)	SOLENOID VALVE (TONNEAU LATCH CYLINDER)			

NOTES