

GROUP 80A

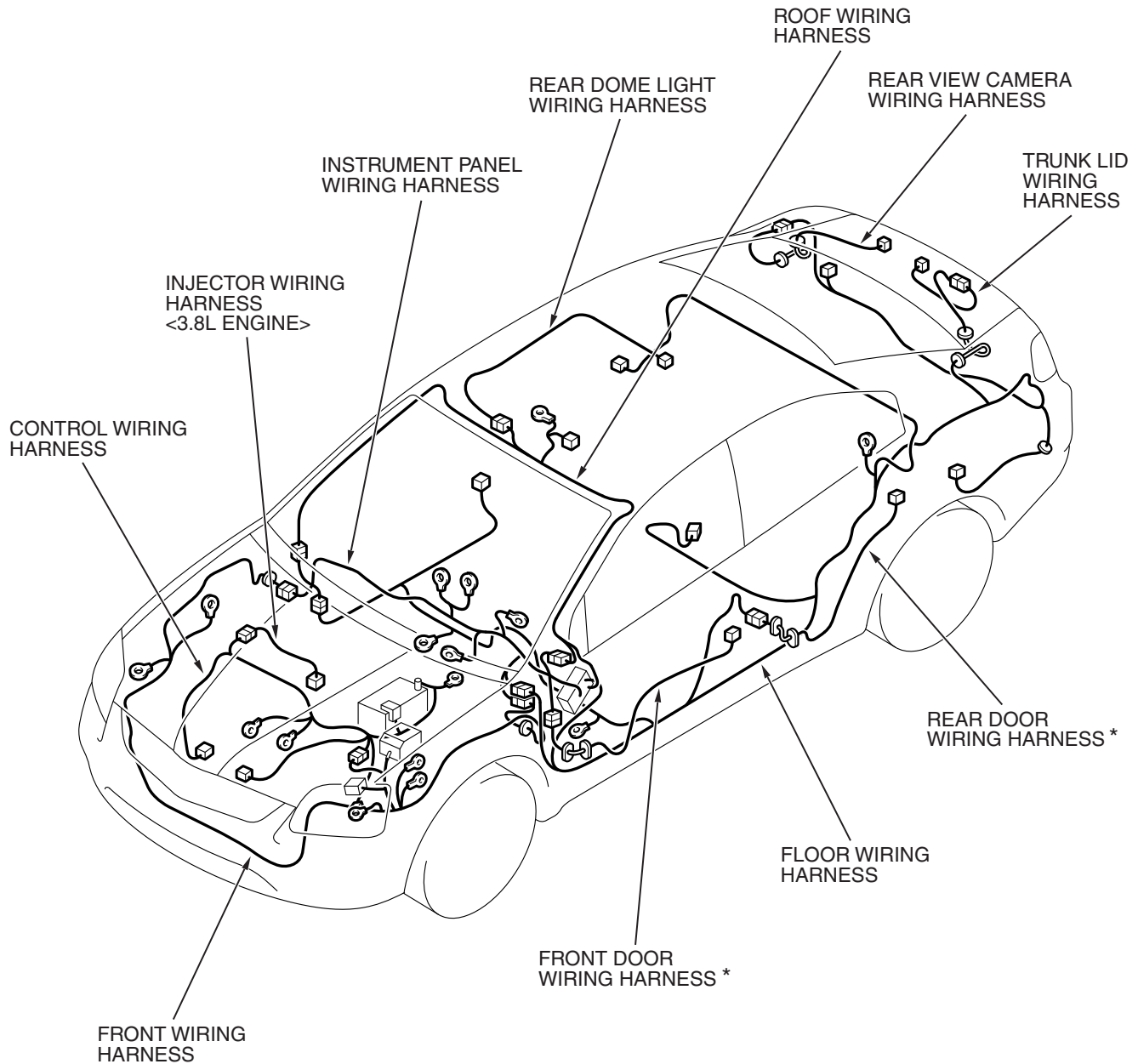
CONFIGURATION
DIAGRAMS

CONTENTS

OVERALL CONFIGURATION DIAGRAM.....	80A-2	ENGINE AND TRANSAXLE <3.8L ENGINE>	80A-10
HOW TO READ CONFIGURATION DIAGRAMS	80A-3	DASH PANEL.....	80A-14
ENGINE COMPARTMENT.....	80A-4	FLOOR AND ROOF	80A-22
ENGINE AND TRANSAXLE <2.4L ENGINE>	80A-6	DOOR	80A-24
		LUGGAGE COMPARTMENT.....	80A-25

OVERALL CONFIGURATION DIAGRAM

M1801000102532



AC712434AB

NOTE:

1. This illustration shows only major wiring harnesses.
2. *: also equipped at the right side.

HOW TO READ CONFIGURATION DIAGRAMS

M1801000200629

The wiring harness diagrams clearly show the connector locations and harness configurations on actual vehicles. Some variations are included in one configuration diagram. Accordingly, some diagrams may not be applicable for individual vehicles.

Denotes connector No.
The same connector No. is used throughout the circuit diagrams to facilitate connector location searches.
The first alphabetical symbol indicates the location site of the connector and a number that follows is the unique number.
Numbers are usually assigned to parts in clockwise order on the diagram.

Example: A-19

Number specific to connector (serial number)

Connector location site symbol
A: ENGINE COMPARTMENT
B: ENGINE AND TRANSAXLE
C: DASH PANEL

D: FLOOR AND ROOF
E: DOOR
F: LUGGAGE COMPARTMENT

Denotes ground point.
Same ground number is used throughout circuit diagrams to facilitate search of ground point.
Refer to GROUP 70 COMPONENT LOCATIONS -GROUND MOUNTING LOCATIONS for details of ground points.

Denotes harness name.

FRONT
WIRING
HARNESS
(RH)

Denotes a section covered by a
corrugated tube.

The mark ★ shows the
standard mounting position
of wiring harness.

Denotes the color of the tube
(If not specified, it is black).
R: Red
Y: Yellow

The number of connector pins and the connector color
(except milk white)* are shown for ease of retrieval.

Example: (2-B)

Connector color
(milk white if no color is indicated)

Number of connector pins

*: Typical connector colors

B: Black	BR: Brown
Y: Yellow	V: Violet
L: Blue	O: Orange
G: Green	GR: Gray
R: Red	NONE: Milk white

A-19

A-18

A-17

A-16

A-15

A-15 (2)	FOG LIGHT (RH)
A-16 (2-GR)	HORN (LOW)
A-17 (2-B)	HEADLIGHT (RH)
A-18 (2-B)	WINDSHIELD WASHER MOTOR
A-19 (2-GR)	DUAL PRESSURE SWITCH

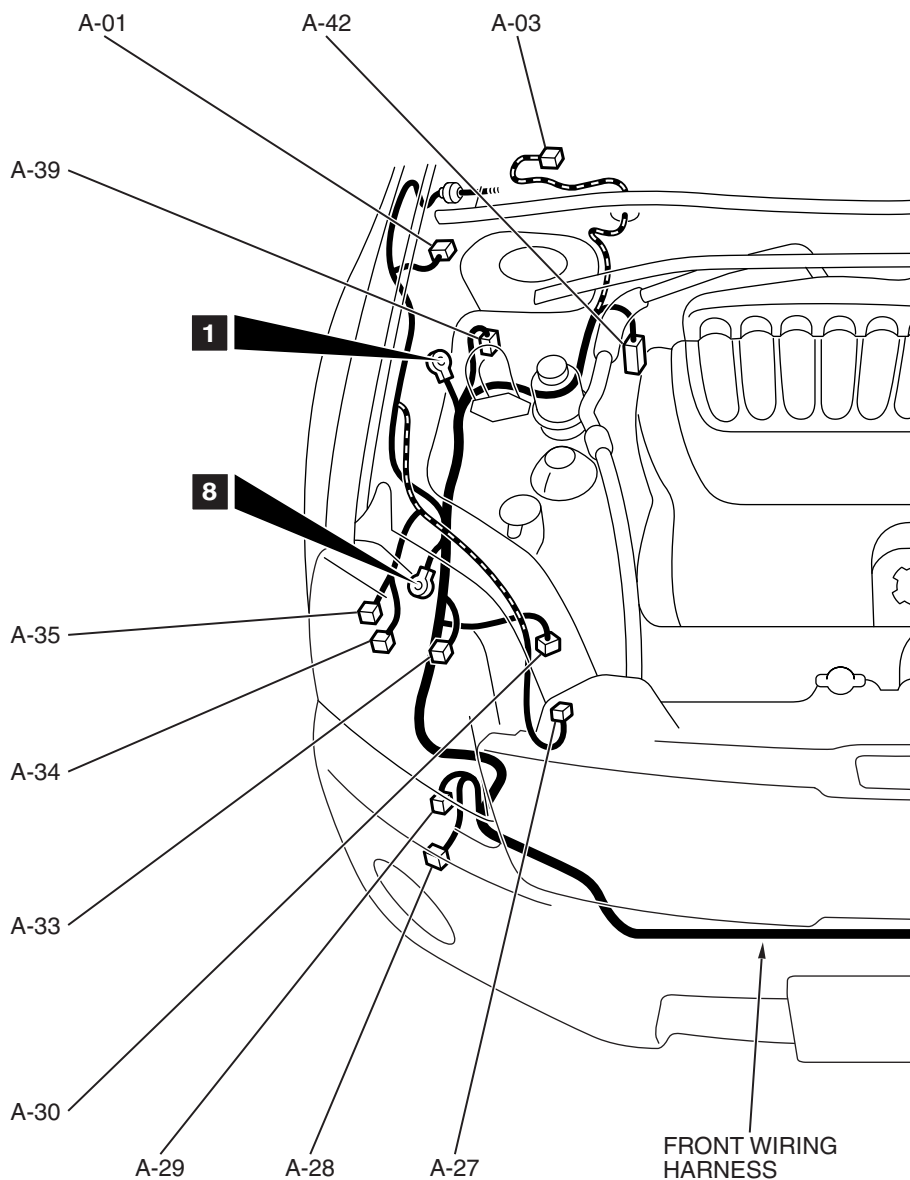
Indicates the device to which the
connector is connected.

ENGINE COMPARTMENT

M1801000306312

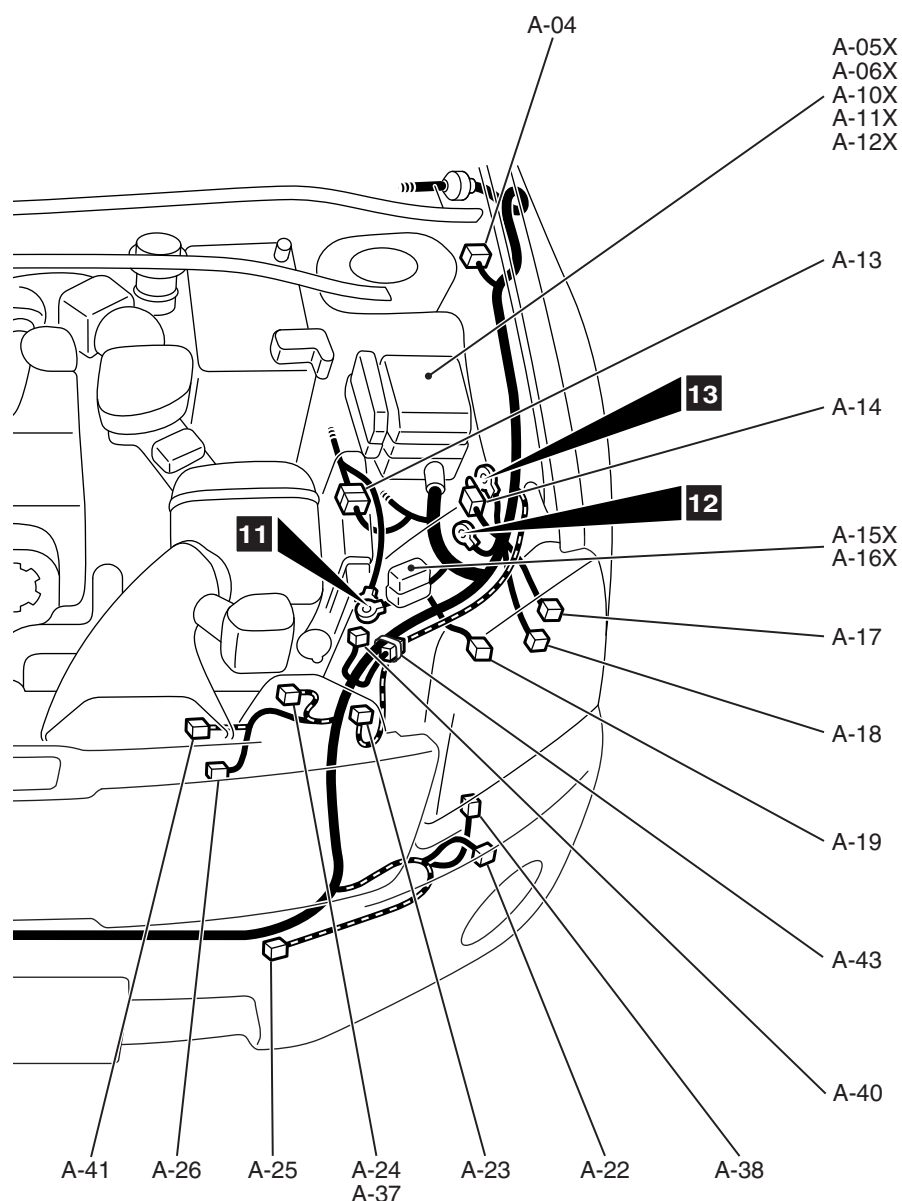
Connector
symbol**A**

CONNECTOR COLOR
CODE
B: BLACK
BR: BROWN
G: GREEN
GR: GRAY
L: BLUE
NONE: MILK WHITE
O: ORANGE
R: RED
V: VIOLET
Y: YELLOW



AC808881AB

A-01 (2-B)	WHEEL SPEED SENSOR (FRONT: RH)	A-14 (6-GR)	GROUNDING CONNECTOR
A-03 (5-B)	WINDSHIELD WIPER MOTOR	A-15X (4)	CONDENSER FAN RELAY
A-04 (2-B)	WHEEL SPEED SENSOR (FRONT: LH)	A-16X (5)	RADIATOR FAN RELAY
A-05X (4)	FOG LIGHT RELAY	A-17 (2)	FRONT SIDE MARKER LIGHT (LH)
A-06X (4)	HORN RELAY	A-18 (3-GR)	FRONT COMBINATION LIGHT (LH)
A-10X (4)	FAN CONTROL RELAY	A-19 (3-GR)	HEADLIGHT (LH)
A-11X (11)	FRONT-ECU	A-22 (2-B)	FOG LIGHT (LH)
A-12X (11)	FRONT-ECU	A-23 (2-Y)	FRONT IMPACT SENSOR (LH)
A-13 (17-GR)	FRONT WIRING HARNESS AND CONTROL WIRING HARNESS COMBINATION		

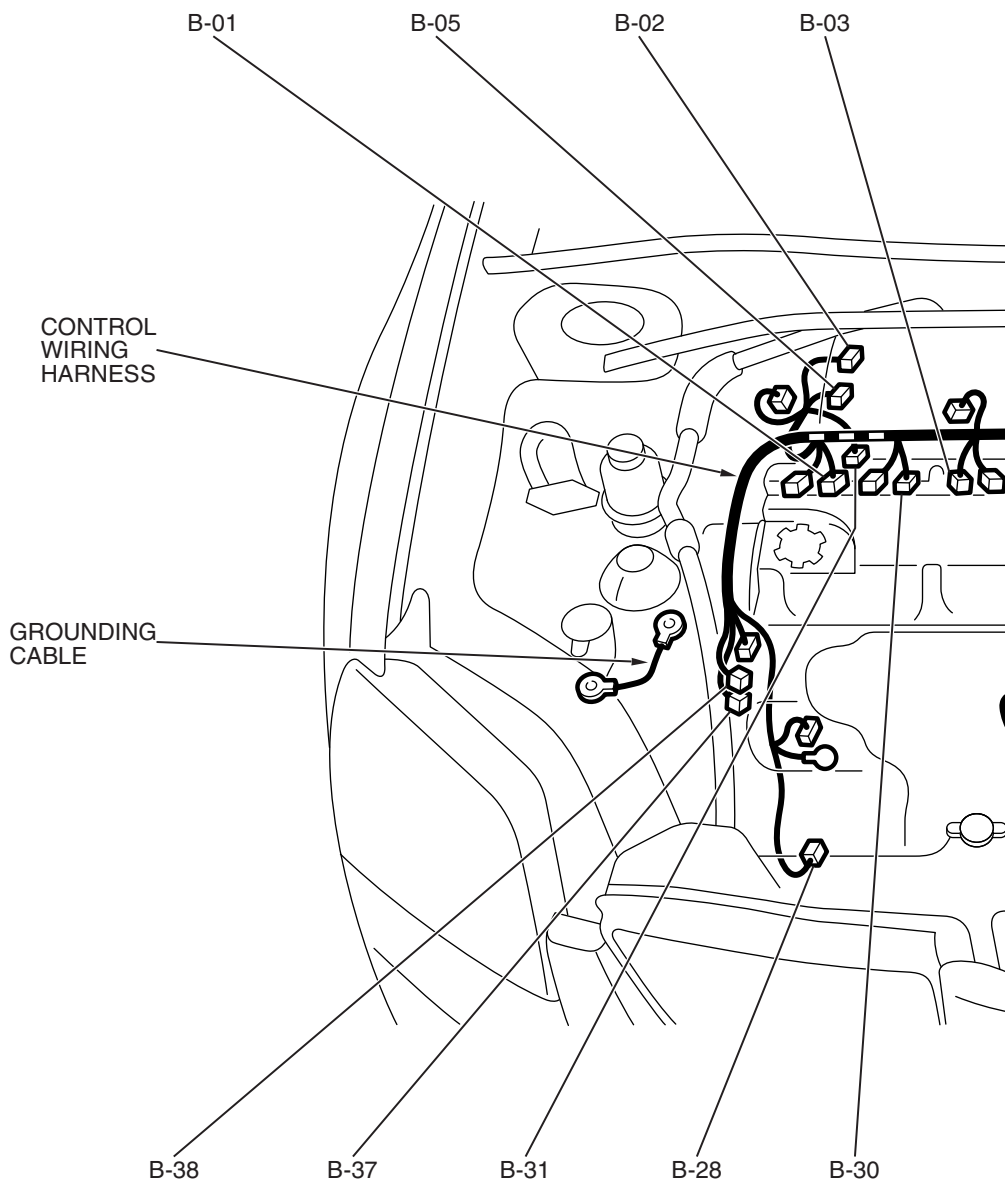
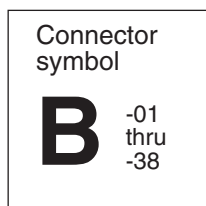


AC808882AB

A-24	(2-GR)	CONDENSER FAN MOTOR <3.8L ENGINE>	A-38	(1-B)	HORN (LOW)
A-25	(2-BR)	AMBIENT TEMPERATURE SENSOR	A-39	(1-B)	HORN (HIGH)
A-26	(2-GR)	RADIATOR FAN MOTOR	A-40	(2-B)	HOOD SWITCH <THEFT-ALARM SYSTEM>
A-27	(2-Y)	FRONT IMPACT SENSOR (RH)	A-41	(3-B)	RADIATOR SENSOR <2.4L ENGINE (VEHICLES FOR CALIFORNIA)>
A-28	(2-B)	FOG LIGHT (RH)	A-42	(47-B)	TCL/ASC-ECU
A-29	(2)	WINDSHIELD WASHER MOTOR	A-43	(2-B)	SPARE CONNECTOR (FOR HOOD SWITCH) <WITHOUT THEFT-ALARM SYSTEM>
A-30	(2-B)	A/C PRESSURE SENSOR			
A-33	(3-GR)	HEADLIGHT (RH)			
A-34	(3-GR)	FRONT COMBINATION LIGHT (RH)			
A-35	(2)	FRONT SIDE MARKER LIGHT (RH)			
A-37	(2-B)	CONDENSER FAN MOTOR <2.4L ENGINE>			

ENGINE AND TRANSAXLE <2.4L ENGINE>

M1801000402771



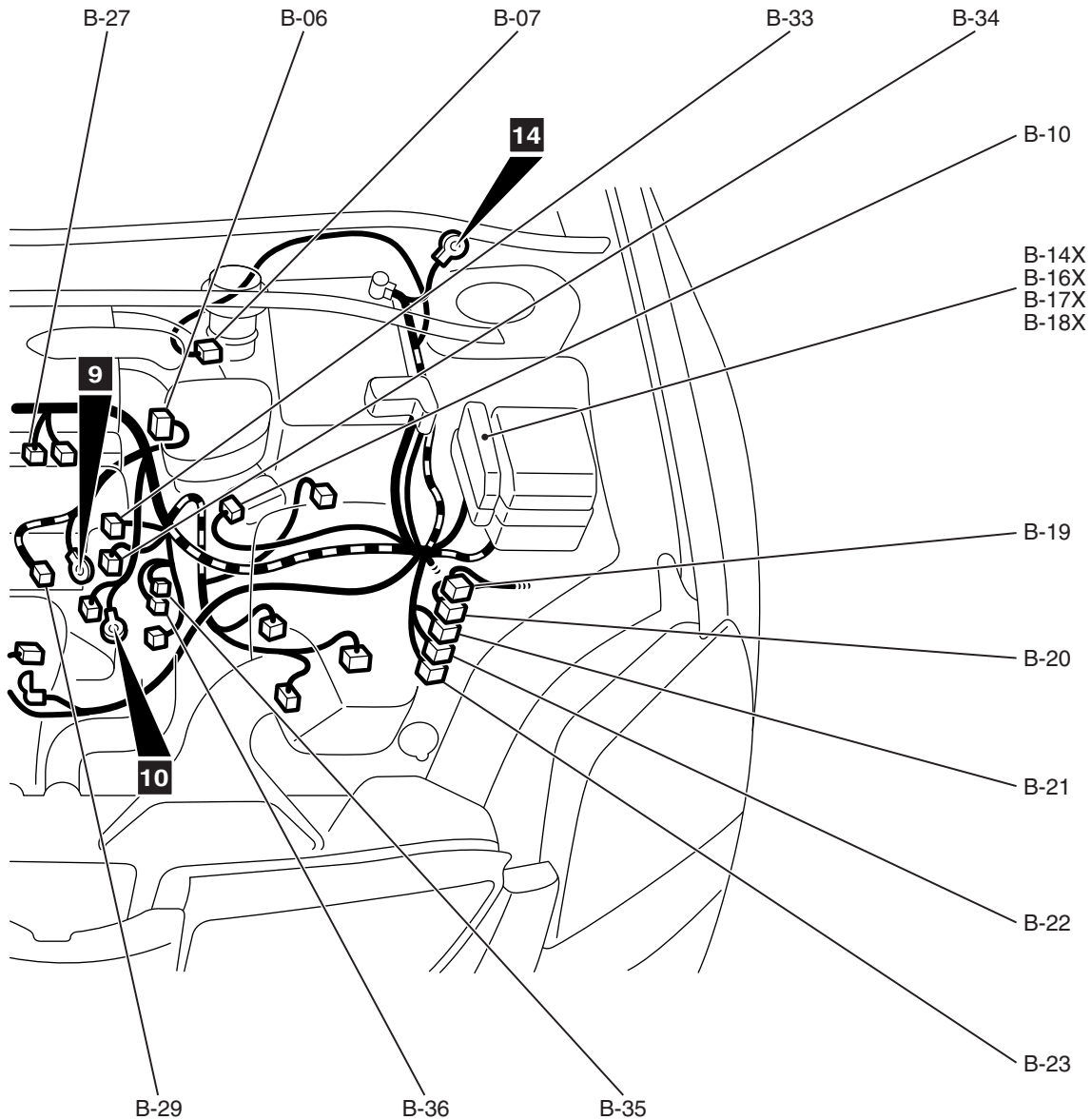
CONNECTOR COLOR CODE

B: BLACK
BR: BROWN
G: GREEN
GR: GRAY
L: BLUE
NONE: MILK WHITE
O: ORANGE
R: RED
V: VIOLET
Y: YELLOW

AC400213AB

B-01	(2-GR)	INJECTOR 1
B-02	(3-B)	MANIFOLD ABSOLUTE PRESSURE SENSOR
B-03	(2-GR)	INJECTOR 3
B-05	(2-B)	EVAPORATIVE EMISSION PURGE SOLENOID
B-06	(6-B)	THROTTLE BODY ASSEMBLY
B-07	(2-GR)	BRAKE FLUID LEVEL SWITCH
B-10	(4-GR)	MASS AIRFLOW SENSOR

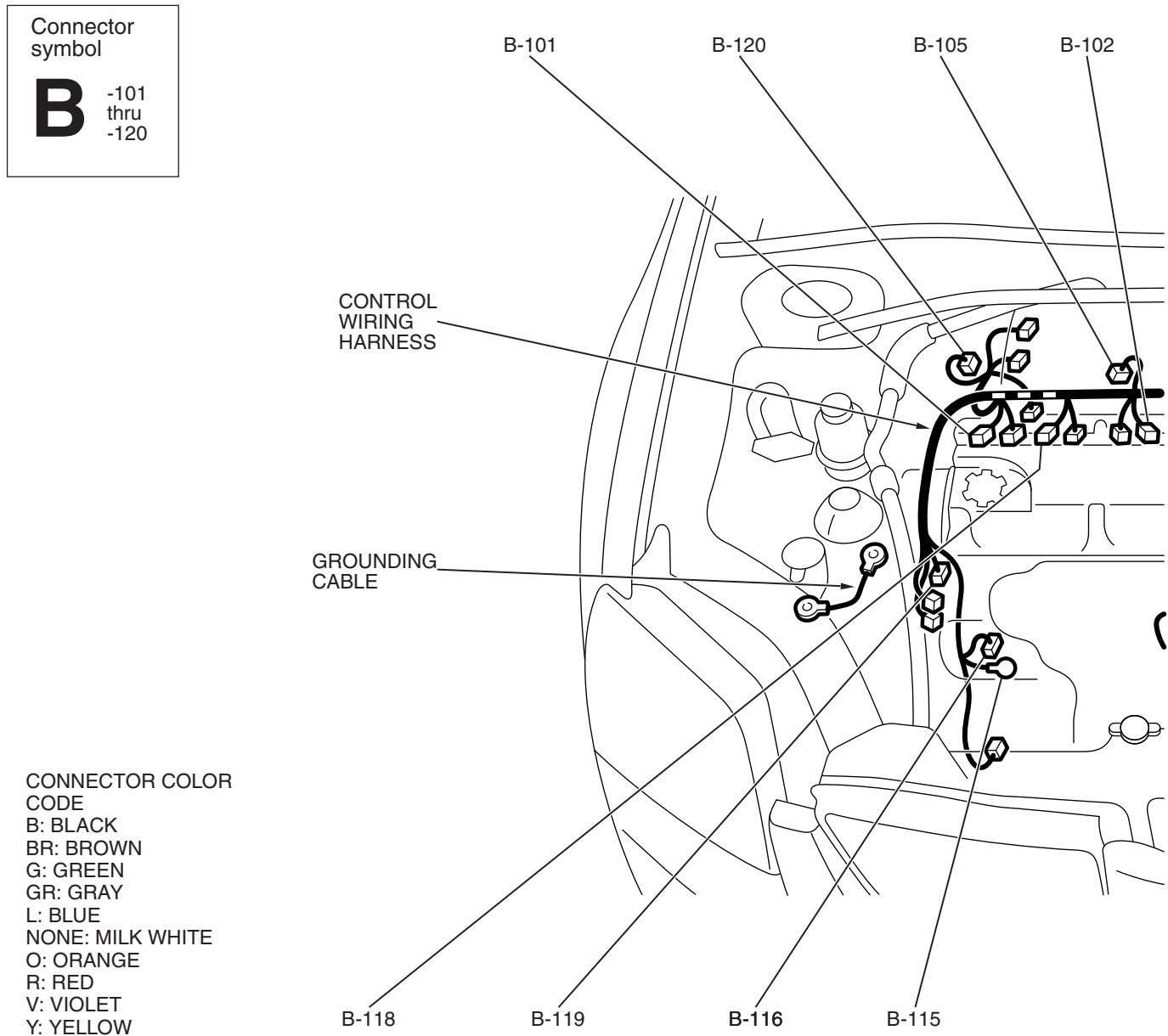
B-14X	(4)	THROTTLE ACTUATOR CONTROL MOTOR RELAY
B-16X	(4)	A/T CONTROL RELAY
B-17X	(4)	MFI RELAY
B-18X	(4)	A/C COMPRESSOR CLUTCH RELAY
B-19	(18-B)	POWERTRAIN CONTROL MODULE
B-20	(23)	POWERTRAIN CONTROL MODULE
B-21	(33-B)	POWERTRAIN CONTROL MODULE
B-22	(23-B)	POWERTRAIN CONTROL MODULE



AC511749AB

B-23	(33)	POWERTRAIN CONTROL MODULE	B-35	(4-B)	CYLINDER 2, 3 HEATED OXYGEN SENSOR (REAR)
B-27	(2-GR)	INJECTOR 4	B-36	(4-GR)	CYLINDER 2, 3 HEATED OXYGEN SENSOR (FRONT)
B-28	(1-B)	A/C COMPRESSOR ASSEMBLY	B-37	(4-GR)	CYLINDER 1, 4 HEATED OXYGEN SENSOR (FRONT)
B-29	(1-GR)	ENGINE OIL PRESSURE SWITCH	B-38	(4-B)	CYLINDER 1, 4 HEATED OXYGEN SENSOR (REAR)
B-30	(2-GR)	INJECTOR 2			
B-31	(1-B)	POWER STEERING PRESSURE SWITCH			
B-33	(2-B)	ENGINE OIL CONTROL VALVE			
B-34	(1-B)	ENGINE OIL PRESSURE SWITCH (FOR ENGINE OIL CONTROL VALVE)			

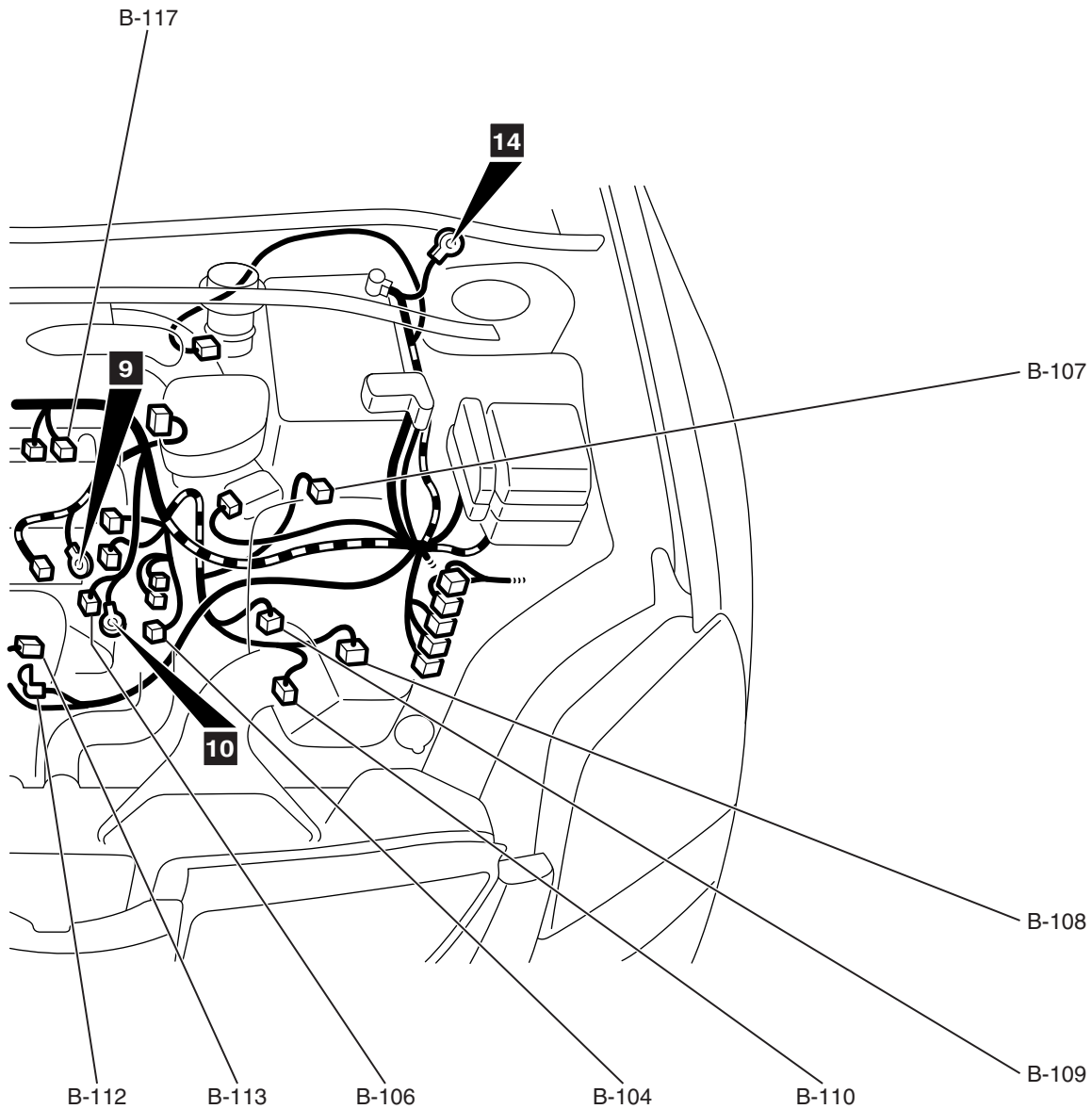
ENGINE AND TRANSAXLE <2.4L ENGINE> (CONTINUED)



AC400213AC

B-101 (3-GR) IGNITION COIL 1
 B-102 (3-GR) IGNITION COIL 3
 B-104 (2-B) ENGINE COOLANT TEMPERATURE SENSOR
 B-105 (6-GR) EXHAUST GAS RECIRCULATION VALVE

B-106 (3-B) CAMSHAFT POSITION SENSOR
 B-107 (3-GR) OUTPUT SHAFT SPEED SENSOR
 B-108 (10-GR) A/T CONTROL SOLENOID VALVE ASSEMBLY
 B-109 (3-B) INPUT SHAFT SPEED SENSOR



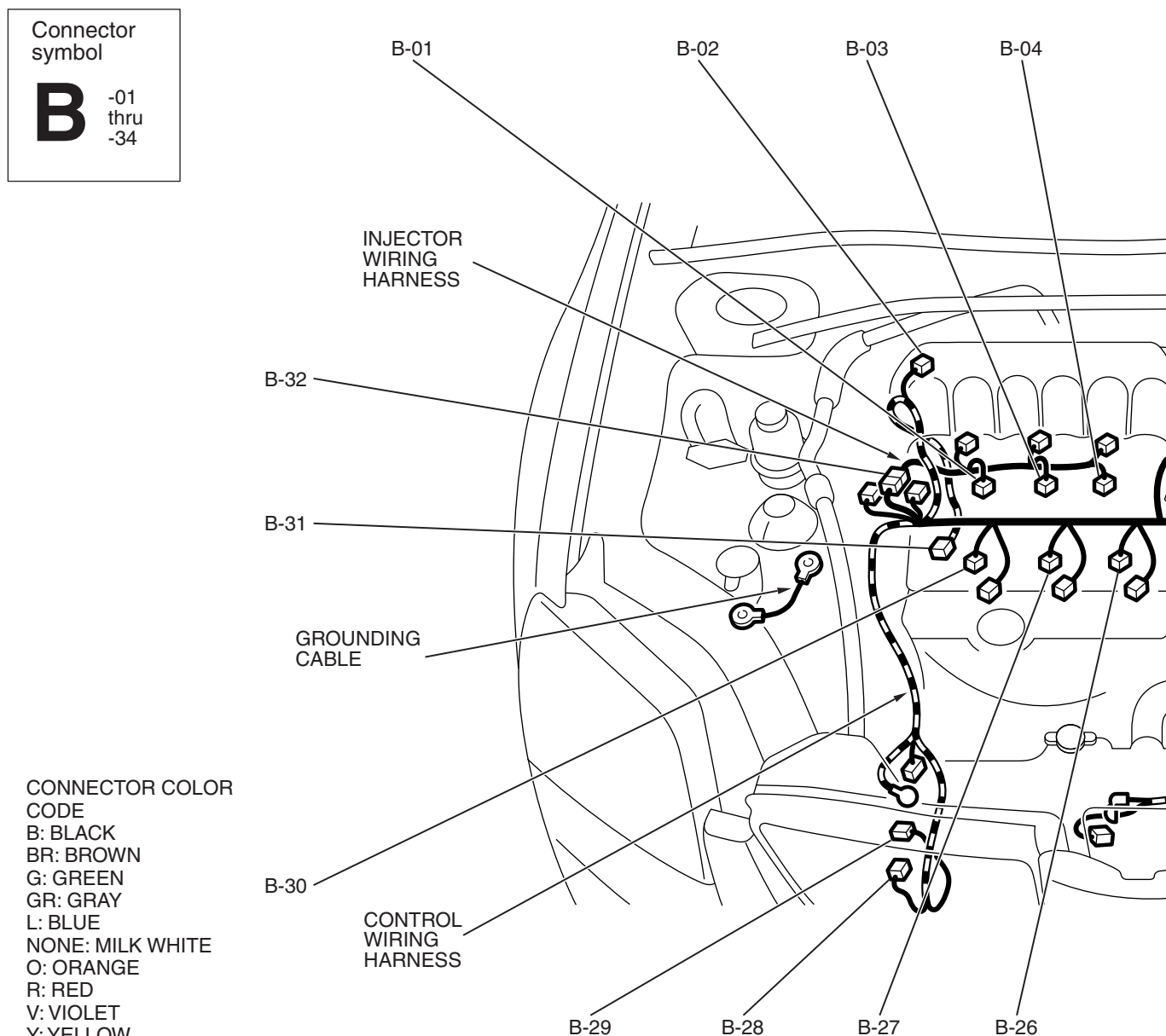
AC511749AC

B-110 (10-B) TRANSMISSION RANGE SWITCH
B-112 (1) STARTER
B-113 (1-B) STARTER
B-115 (1) GENERATOR
B-116 (4-GR) GENERATOR

B-117 (3-GR) IGNITION COIL 4
B-118 (3-GR) IGNITION COIL 2
B-119 (3-GR) CRANKSHAFT POSITION SENSOR
B-120 (2-GR) KNOCK SENSOR

ENGINE AND TRANSAXLE <3.8L ENGINE>

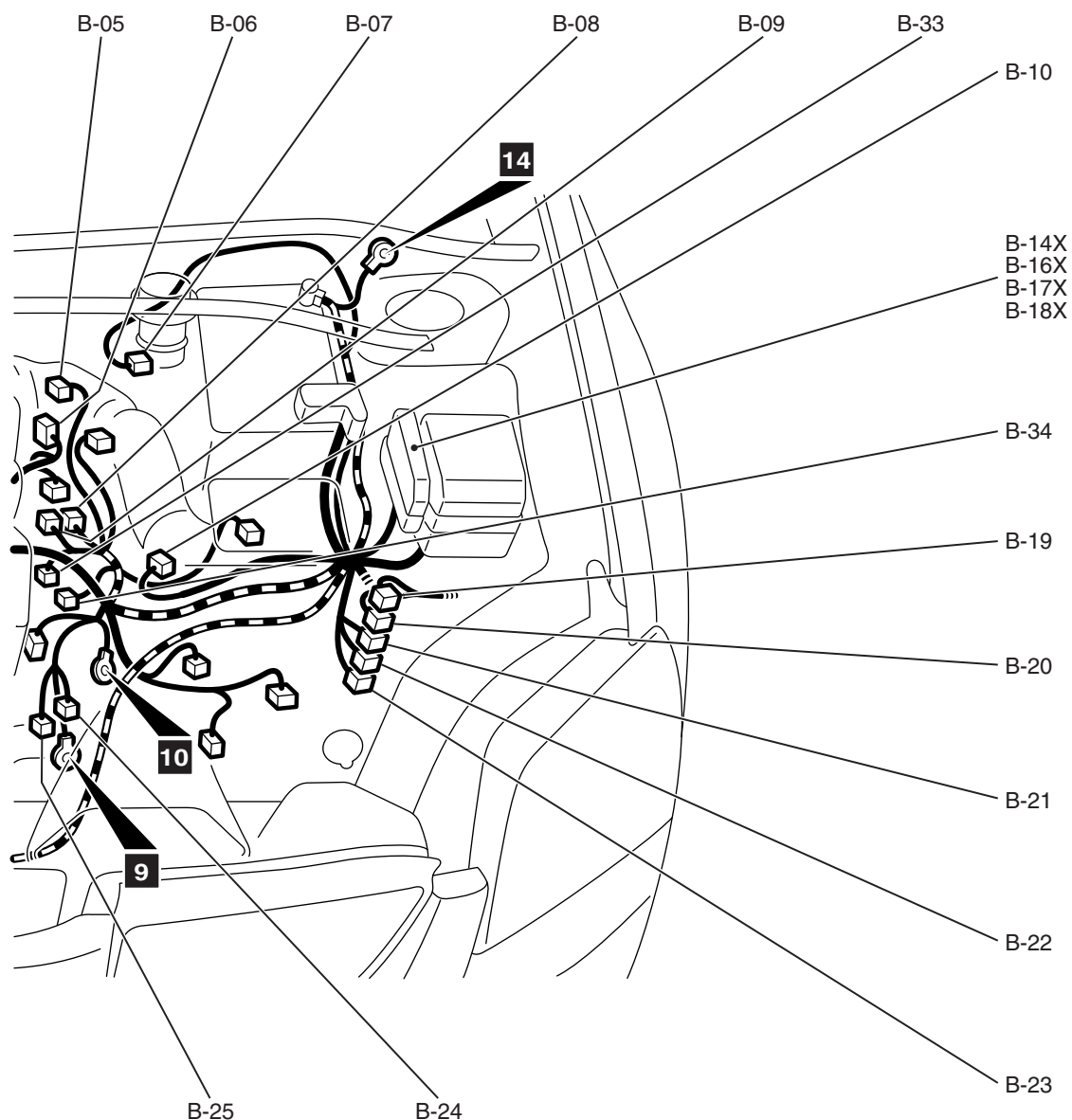
M1801000403893



AC700101AB

B-01	(2-GR)	INJECTOR 1
B-02	(3-B)	MANIFOLD ABSOLUTE PRESSURE SENSOR
B-03	(2-GR)	INJECTOR 3
B-04	(2-GR)	INJECTOR 5
B-05	(2-B)	EVAPORATIVE EMISSION PURGE SOLENOID
B-06	(6-B)	THROTTLE BODY ASSEMBLY
B-07	(2-GR)	BRAKE FLUID LEVEL SWITCH
B-08	(4-GR)	RIGHT BANK HEATED OXYGEN SENSOR (REAR)

B-09	(4-B)	RIGHT BANK HEATED OXYGEN SENSOR (FRONT)
B-10	(4-GR)	MASS AIRFLOW SENSOR
B-14X	(4)	THROTTLE ACTUATOR CONTROL MOTOR RELAY
B-16X	(4)	A/T CONTROL RELAY
B-17X	(4)	MFI RELAY
B-18X	(4)	A/C COMPRESSOR CLUTCH RELAY

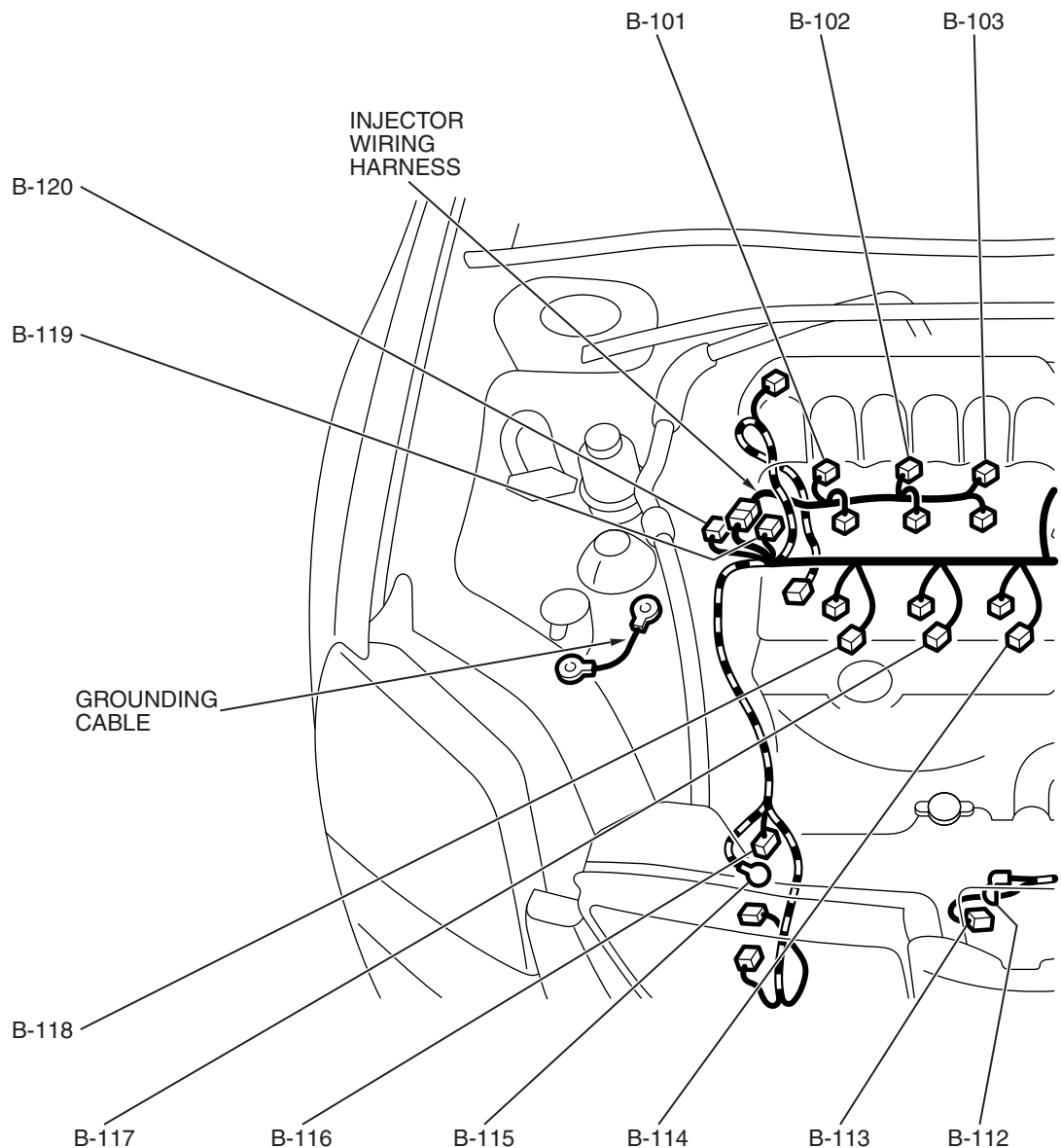


AC708355AB

B-19	(18-B)	POWERTRAIN CONTROL MODULE
B-20	(23)	POWERTRAIN CONTROL MODULE
B-21	(33-B)	POWERTRAIN CONTROL MODULE
B-22	(23-B)	POWERTRAIN CONTROL MODULE
B-23	(33)	POWERTRAIN CONTROL MODULE
B-24	(4-GR)	LEFT BANK HEATED OXYGEN SENSOR (REAR)
B-25	(4-B)	LEFT BANK HEATED OXYGEN SENSOR (FRONT)
B-26	(2-GR)	INJECTOR 6
B-27	(2-GR)	INJECTOR 4
B-28	(1-B)	A/C COMPRESSOR ASSEMBLY

B-29	(1-GR)	ENGINE OIL PRESSURE SWITCH
B-30	(2-GR)	INJECTOR 2
B-31	(1-B)	POWER STEERING PRESSURE SWITCH
B-32	(10-B)	CONTROL WIRING HARNESS AND INJECTOR WIRING HARNESS COMBINATION
B-33	(2-B)	ENGINE OIL CONTROL VALVE
B-34	(1-B)	ENGINE OIL PRESSURE SWITCH (FOR ENGINE OIL CONTROL VALVE)

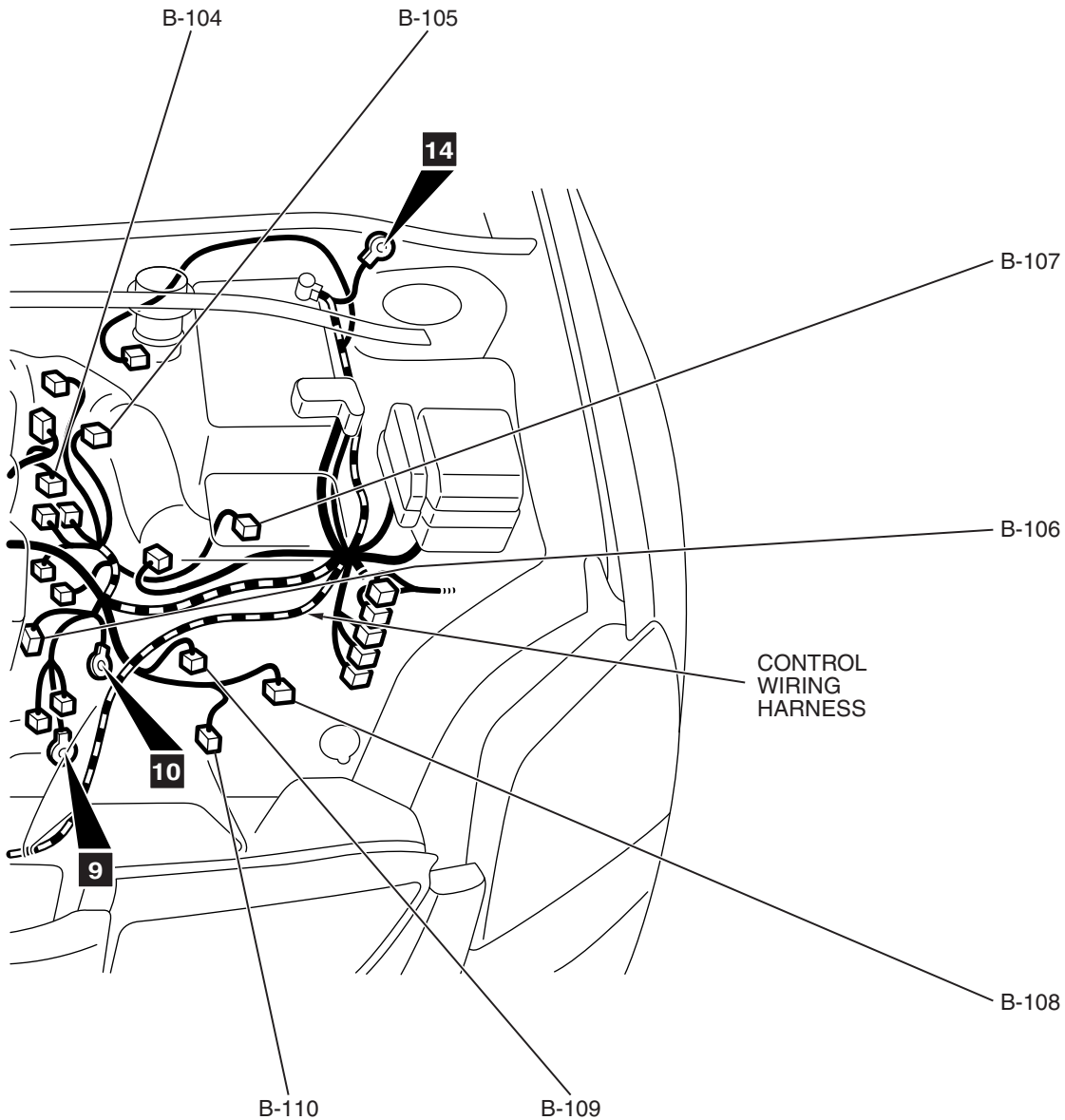
ENGINE AND TRANSAXLE <3.8L ENGINE> (CONTINUED)

Connector
symbol**B** -101
thru
-120

AC700101AD

B-101 (3-GR) IGNITION COIL 1
 B-102 (3-GR) IGNITION COIL 3
 B-103 (3-GR) IGNITION COIL 5
 B-104 (2-B) ENGINE COOLANT TEMPERATURE SENSOR
 B-105 (6-GR) EXHAUST GAS RECIRCULATION VALVE

B-106 (3-B) CAMSHAFT POSITION SENSOR
 B-107 (3-GR) OUTPUT SHAFT SPEED SENSOR
 B-108 (10-GR) A/T CONTROL SOLENOID VALVE ASSEMBLY
 B-109 (3-B) INPUT SHAFT SPEED SENSOR
 B-110 (10-B) TRANSMISSION RANGE SWITCH



AC708355AC

B-112 (1) STARTER
B-113 (1-B) STARTER
B-114 (3-GR) IGNITION COIL 6
B-115 (1) GENERATOR
B-116 (4-GR) GENERATOR

B-117 (3-GR) IGNITION COIL 4
B-118 (3-GR) IGNITION COIL 2
B-119 (3-B) CRANKSHAFT POSITION SENSOR
B-120 (2-GR) KNOCK SENSOR

DASH PANEL

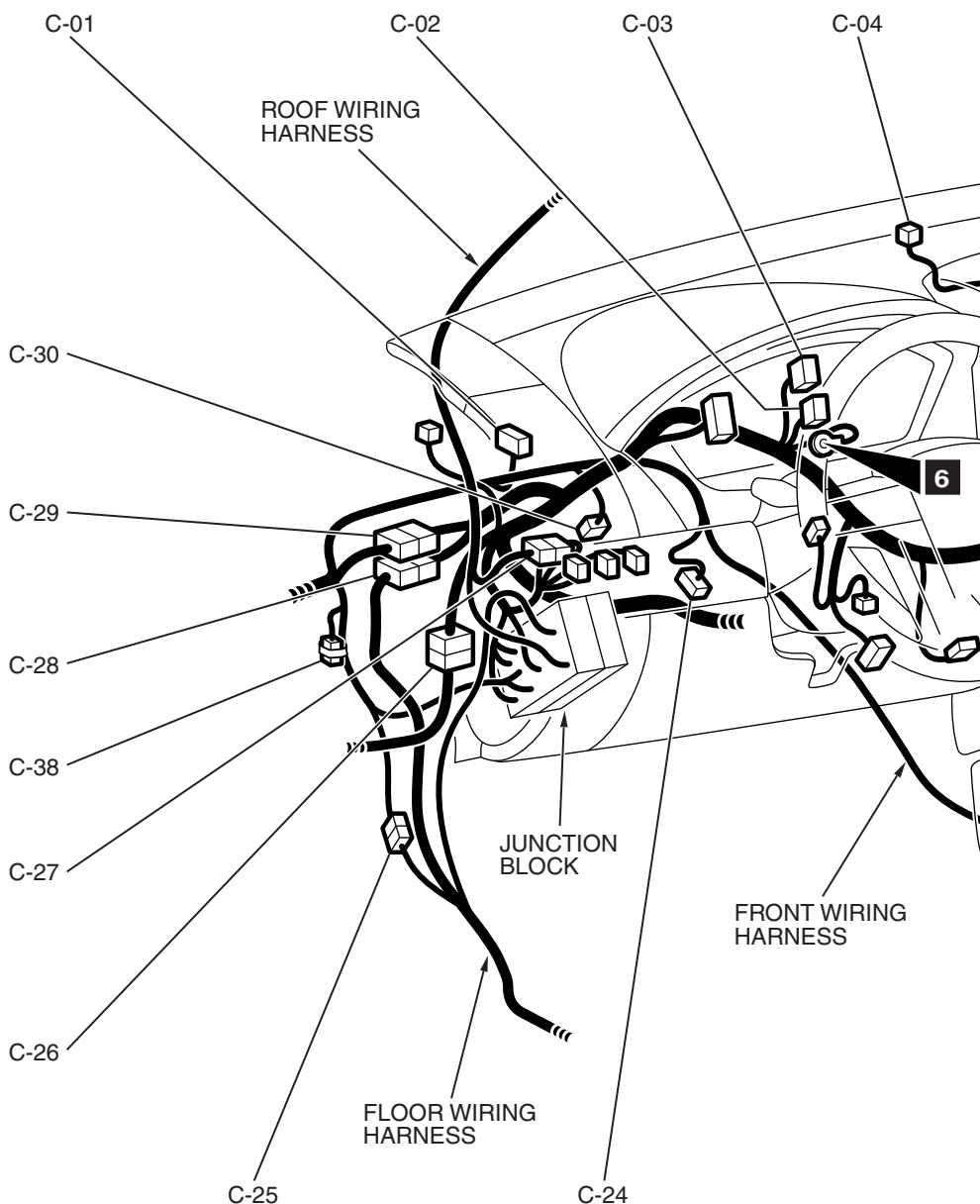
M1801000603701

Connector
symbol

C -01
thru
-38

CONNECTOR COLOR
CODE

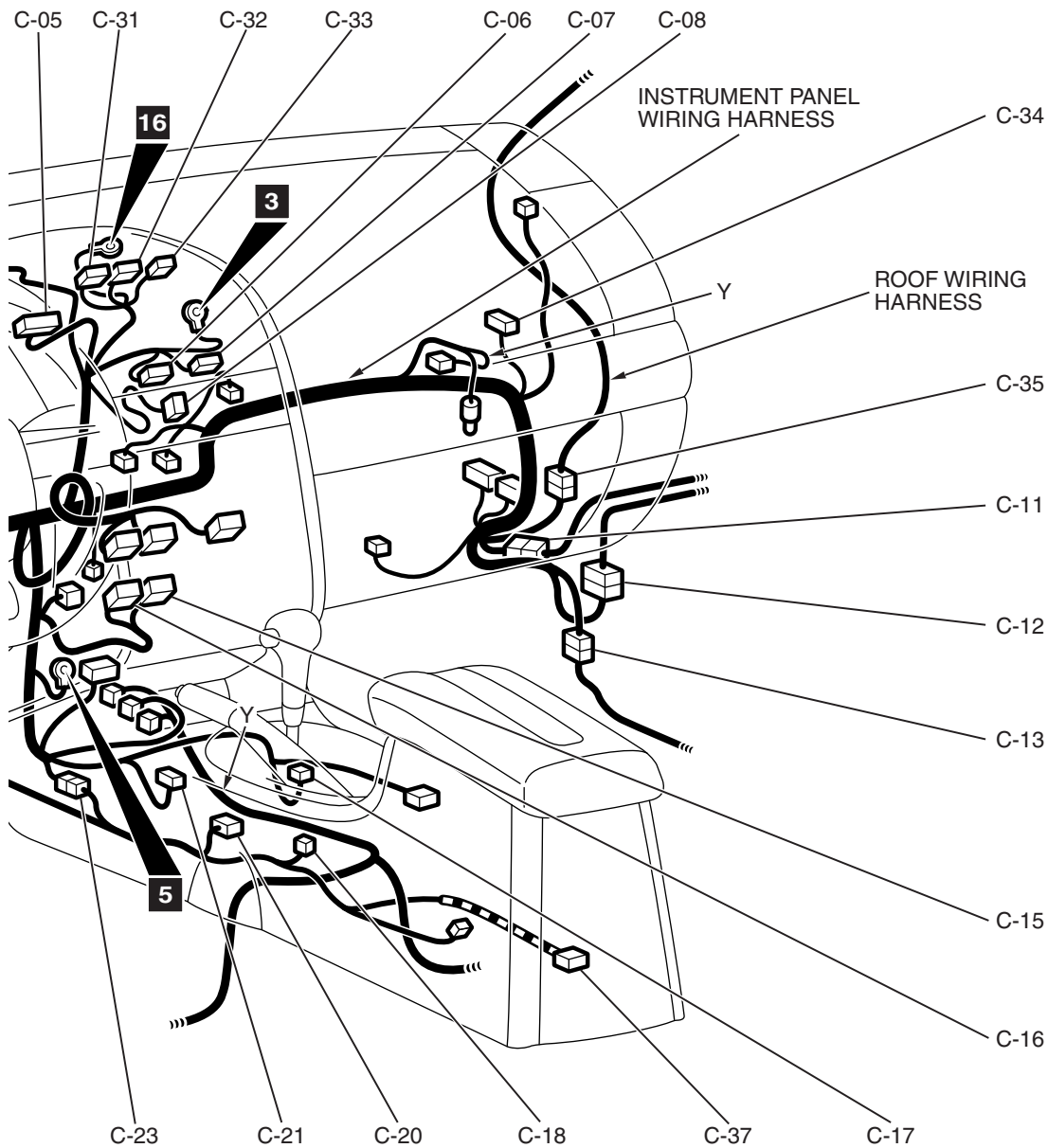
B: BLACK
BR: BROWN
G: GREEN
GR: GRAY
L: BLUE
NONE: MILK WHITE
O: ORANGE
R: RED
V: VIOLET
Y: YELLOW



AC808884AB

C-01	(33)	J/C (1)
C-02	(22)	J/C (3)
C-03	(33)	J/C (2)
C-04	(4-GR)	THEFT-ALARM INDICATOR <WITH THEFT-ALARM SYSTEM>
C-05	(20-B)	MULTI CENTER DISPLAY UNIT <WITHOUT MMCS>
C-06	(3)	AIR BAG OFF INDICATOR LIGHT (PASSENGER'S SIDE)
C-07	(4)	SEAT BELT WARNING LIGHT (PASSENGER'S SIDE)
C-08	(4)	HAZARD WARNING LIGHT SWITCH
C-11	(2)	INSTRUMENT PANEL WIRING HARNESS AND FRONT WIRING HARNESS COMBINATION

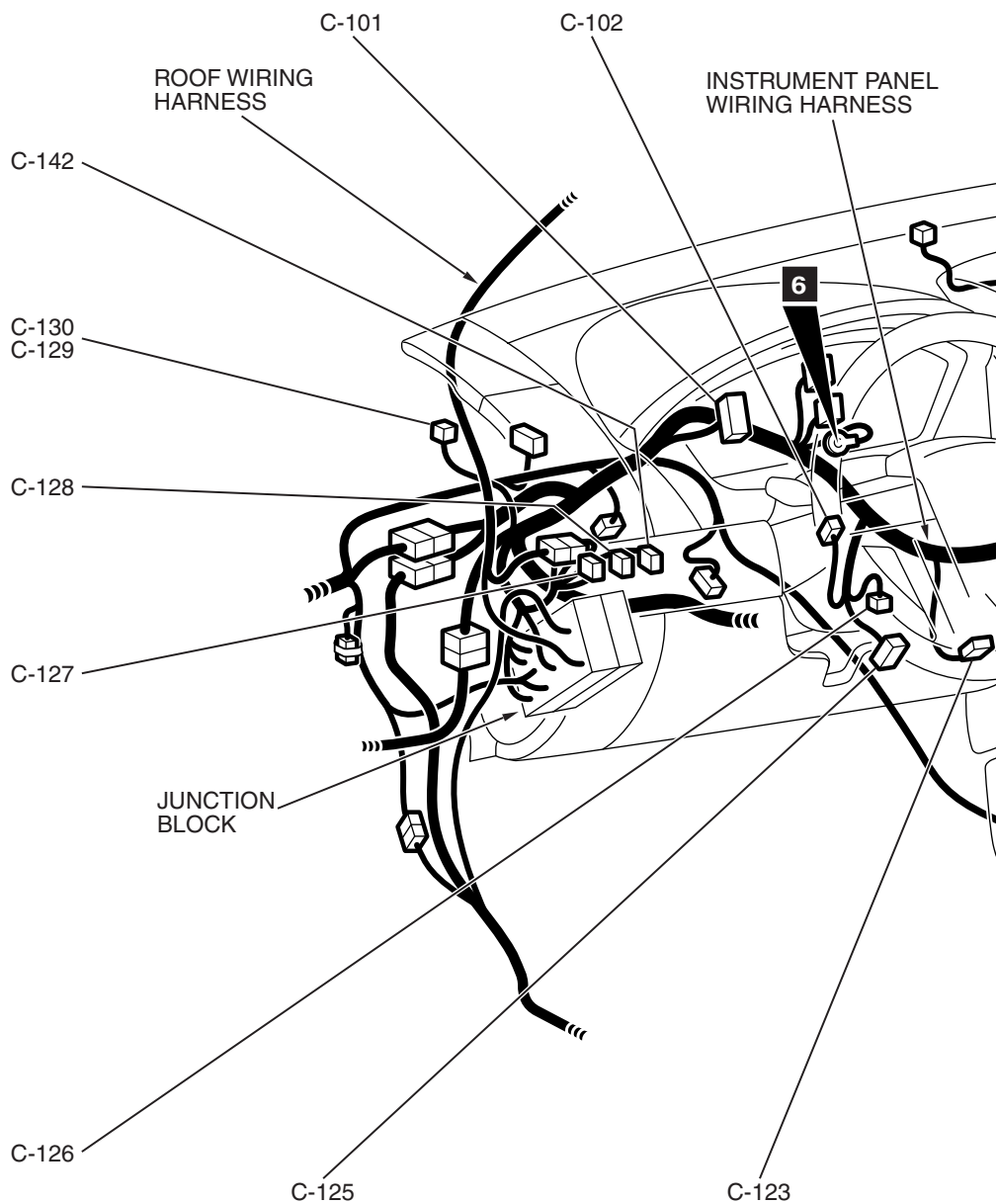
C-12	(19)	INSTRUMENT PANEL WIRING HARNESS AND FRONT DOOR WIRING HARNESS (RH) COMBINATION
C-13	(8)	INSTRUMENT PANEL WIRING HARNESS AND FLOOR WIRING HARNESS COMBINATION
C-15	(20-B)	A/C-ECU
C-16	(16-B)	A/C-ECU
C-17	(2)	ACCESSORY SOCKET (1)
C-18	(1-B)	PARKING BRAKE SWITCH
C-20	(8)	SHIFT SWITCH ASSEMBLY
C-21	(9)	HEATED SEAT SWITCH
C-23	(8)	INSTRUMENT PANEL WIRING HARNESS AND FRONT WIRING HARNESS COMBINATION



AC808885AB

C-24	(6-B)	ACCELERATOR PEDAL POSITION SENSOR	C-31	(20-B)	MULTI-CENTER DISPLAY UNIT <WITH MMCS>
C-25	(16)	FRONT WIRING HARNESS AND FLOOR WIRING HARNESS COMBINATION	C-32	(16-B)	MULTI-CENTER DISPLAY UNIT <WITH MMCS>
C-26	(32)	INSTRUMENT PANEL WIRING HARNESS AND FRONT DOOR WIRING HARNESS (LH) COMBINATION	C-33	(10)	MULTI-CENTER DISPLAY UNIT <WITH MMCS>
C-27	(4)	INSTRUMENT PANEL WIRING HARNESS AND ROOF WIRING HARNESS COMBINATION	C-34	(24)	HANDS-FREE MODULE <WITH HANDS-FREE CELLULAR PHONE SYSTEM>
C-28	(43)	INSTRUMENT PANEL WIRING HARNESS AND FLOOR WIRING HARNESS COMBINATION	C-35	(6)	INSTRUMENT PANEL WIRING HARNESS AND ROOF WIRING HARNESS COMBINATION <WITH HANDS-FREE CELLULAR PHONE SYSTEM>
C-29	(38)	INSTRUMENT PANEL WIRING HARNESS AND FRONT WIRING HARNESS COMBINATION	C-37	(6-GR)	G AND YAW RATE SENSOR
C-30	(4)	STOPLIGHT SWITCH	C-38	(1)	SPARE CONNECTOR (FOR REMOTE CONTROLLED ENGINE STARTER)

DASH PANEL (CONTINUED)

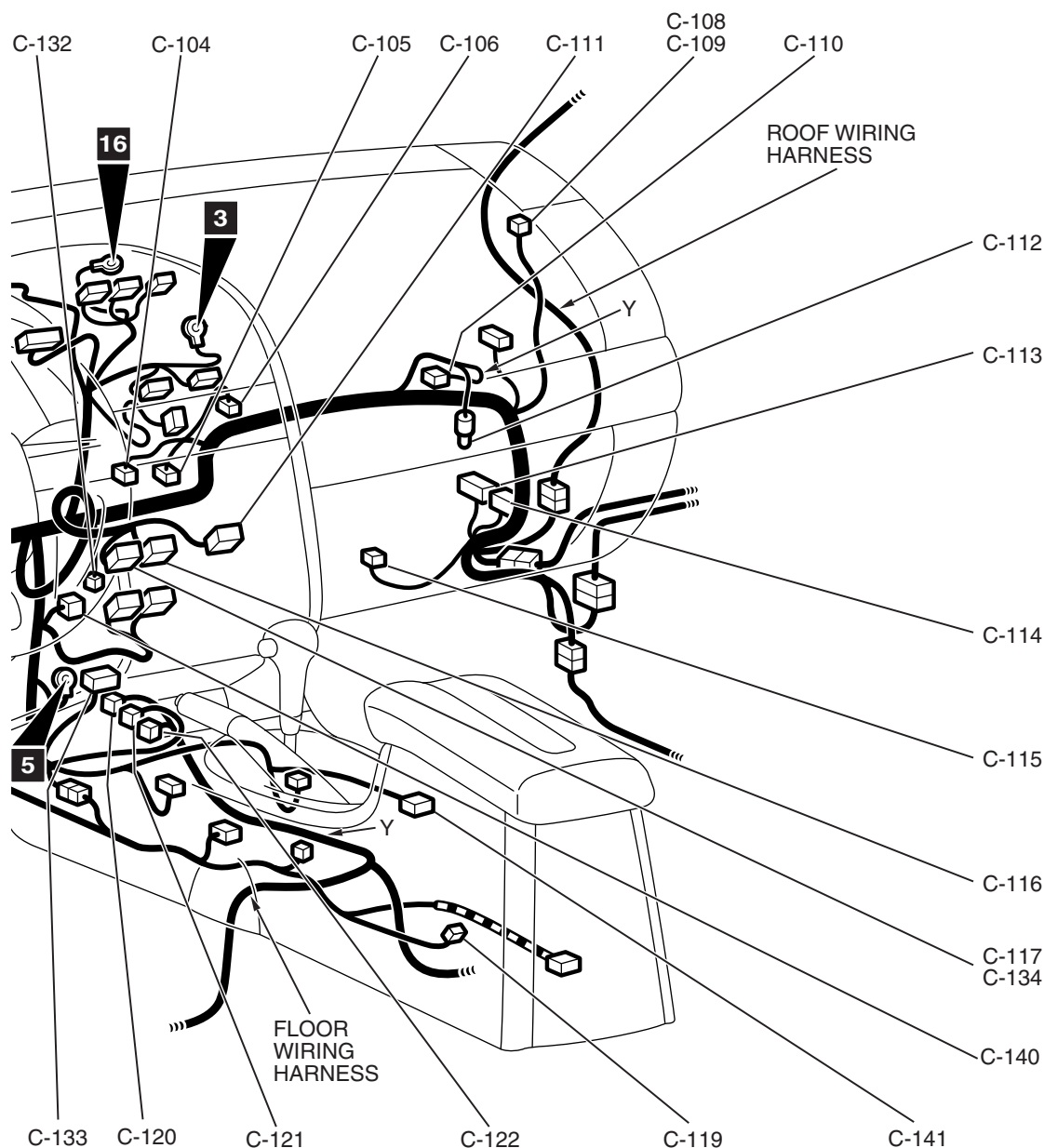
Connector
symbol**C** -101
thru
-142CONNECTOR COLOR
CODE

B: BLACK
BR: BROWN
G: GREEN
GR: GRAY
L: BLUE
NONE: MILK WHITE
O: ORANGE
R: RED
V: VIOLET
Y: YELLOW

AC808884AC

C-101 (22)	COMBINATION METER
C-102 (7)	MODE SELECTION DAMPER CONTROL MOTOR AND POTENTIOMETER
C-104 (4)	POWER TRANSISTOR
C-105 (7)	AIR MIXING DAMPER CONTROL MOTOR AND POTENTIOMETER
C-106 (5)	OUTSIDE/INSIDE AIR SELECTION DAMPER CONTROL MOTOR
C-108 (2-B)	TWEETER (RH) <WITHOUT AUDIO AMPLIFIER>

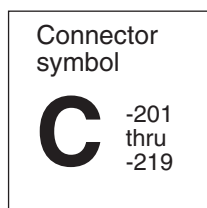
C-109 (2)	TWEETER (RH) <WITH AUDIO AMPLIFIER>
C-110 (4-Y)	AIR BAG MODULE (SQUIB) (PASSENGER'S SIDE)
C-111 (14)	RADIO AND CD PLAYER OR RADIO, CD PLAYER AND CD CHANGER
C-112 (2)	GLOVE BOX LIGHT
C-113 (18)	AUDIO AMPLIFIER
C-114 (14)	AUDIO AMPLIFIER



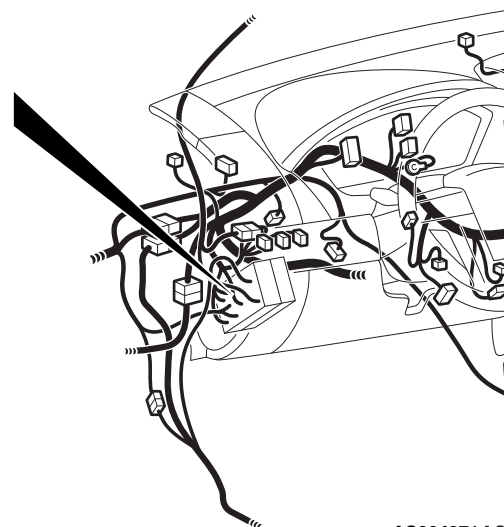
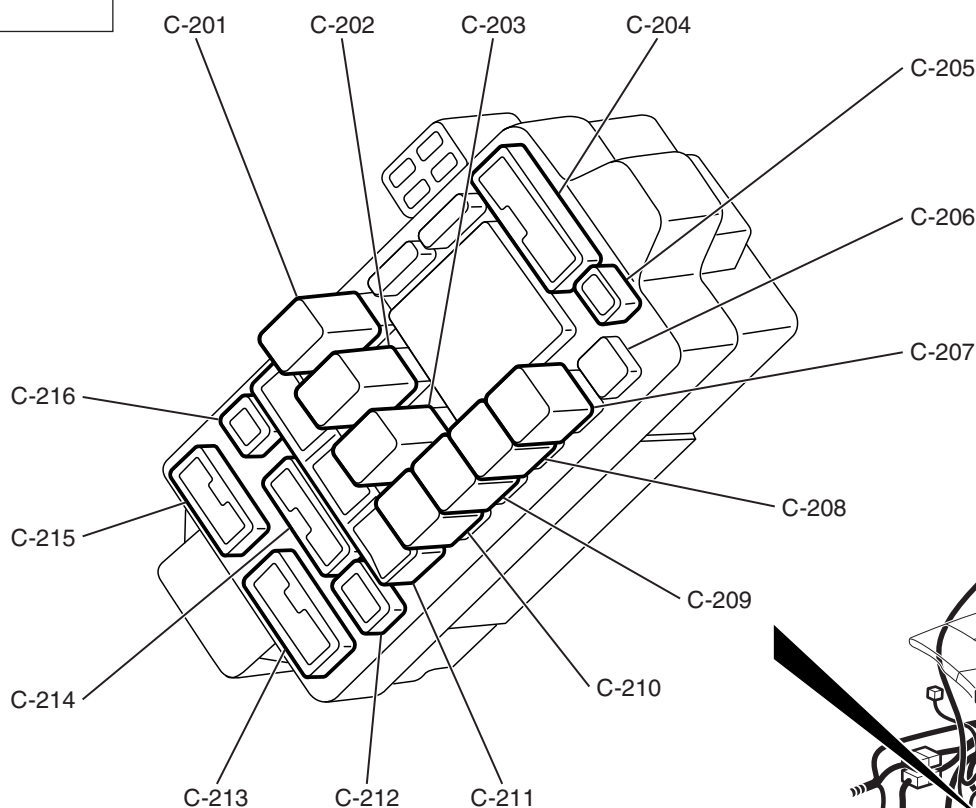
AC808885AC

C-115 (2)	BLOWER MOTOR	C-127 (6-L)	RHEOSTAT
C-116 (14)	RADIO, CD PLAYER AND CD CHANGER	C-128 (6)	FOG LIGHT SWITCH
C-117 (10)	RADIO, CD PLAYER AND CD CHANGER <WITHOUT AUDIO AMPLIFIER>	C-129 (2-B)	TWEETER (LH) <WITHOUT AUDIO AMPLIFIER>
C-119 (2)	NO CONNECTION	C-130 (2)	TWEETER (LH) <WITH AUDIO AMPLIFIER>
C-120 (20-Y)	SRS-ECU	C-132 (1)	GLASS ANTENNA
C-121 (28-Y)	SRS-ECU	C-133 (10)	TPMS RECEIVER
C-122 (20-Y)	SRS-ECU	C-134 (22)	RADIO, CD PLAYER AND CD CHANGER <WITHOUT AUDIO AMPLIFIER>
C-123 (2)	INTERIOR TEMPERATURE SENSOR <AUTOMATIC A/C>	C-140 (4)	AUX BOX
C-125 (16-B)	DATA LINK CONNECTOR	C-141 (6-B)	AUX ADAPTER
C-126 (2)	AIR THERMO SENSOR	C-142 (6-GR)	ASC OFF SWITCH

DASH PANEL (CONTINUED)



JUNCTION BLOCK (FRONT VIEW)

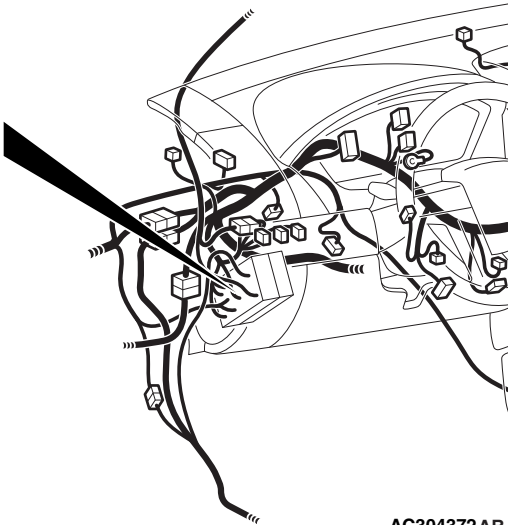
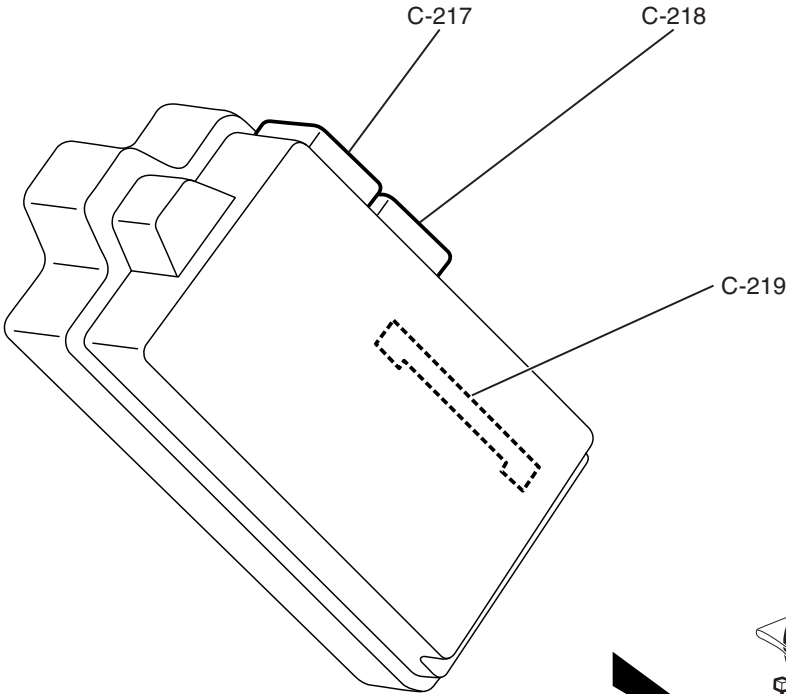


AC304371 AC

C-201 (5)	REAR WINDOW DEFOGGER RELAY
C-202 (5)	BLOWER RELAY
C-203 (5)	POWER WINDOW RELAY
C-204 (15)	FLOOR WIRING HARNESS AND JUNCTION BLOCK COMBINATION
C-205 (3)	ROOF WIRING HARNESS AND JUNCTION BLOCK COMBINATION
C-206 (4)	NO CONNECTION

C-207 (4)	HEATED SEAT RELAY
C-208 (4)	FUEL PUMP RELAY (2)
C-209 (4)	ACCESSORY SOCKET RELAY
C-210 (4)	FUEL PUMP RELAY (1)
C-211 (28)	INSTRUMENT PANEL WIRING HARNESS AND JUNCTION BLOCK COMBINATION

JUNCTION BLOCK (REAR VIEW)



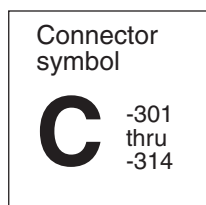
AC304372AB

CONNECTOR COLOR CODE
B: BLACK NONE: MILK WHITE
BR: BROWN O: ORANGE
G: GREEN R: RED
GR: GRAY V: VIOLET
L: BLUE Y: YELLOW

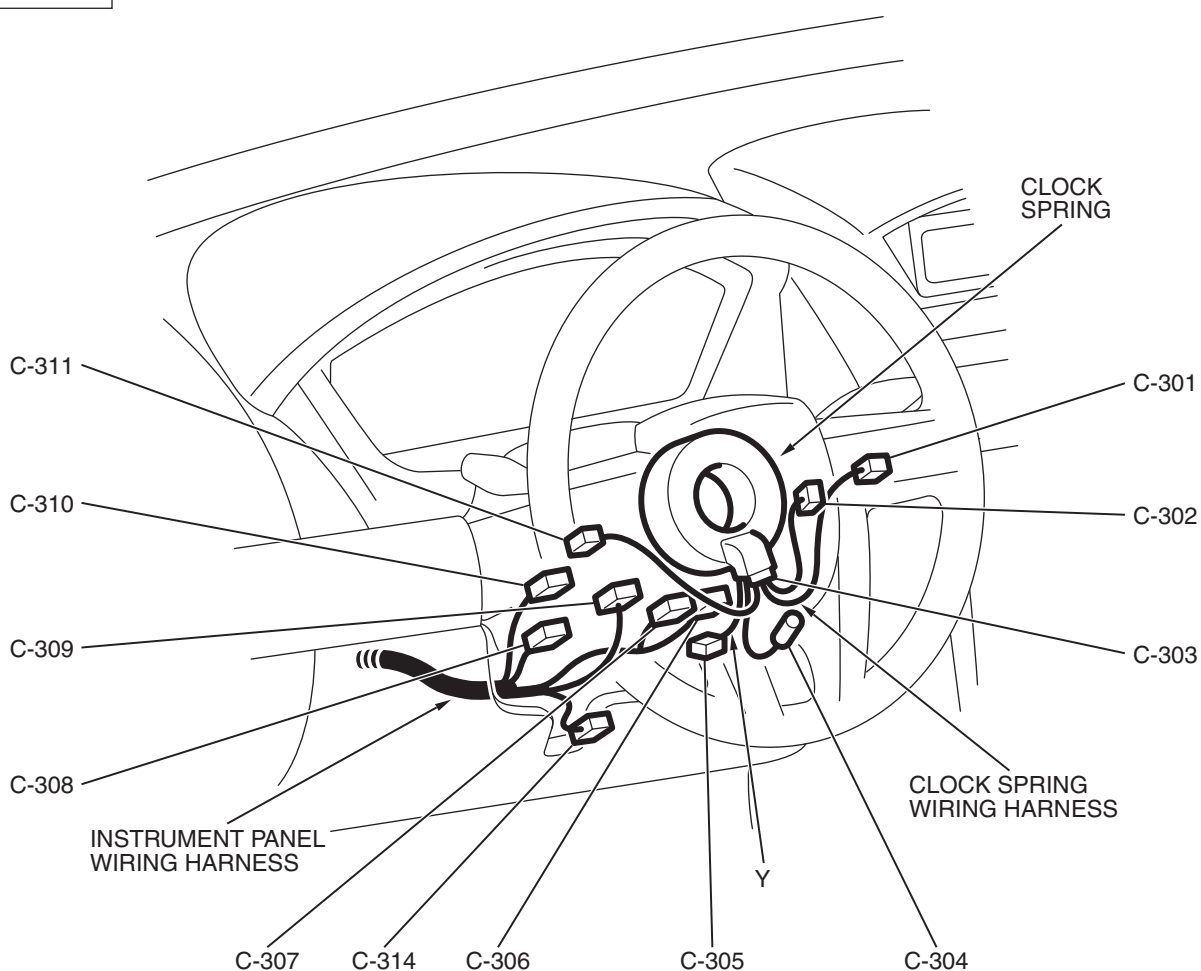
- C-212 (2) FRONT WIRING HARNESS AND JUNCTION BLOCK COMBINATION
- C-213 (13) INSTRUMENT PANEL WIRING HARNESS AND JUNCTION BLOCK COMBINATION
- C-214 (14) FRONT WIRING HARNESS AND JUNCTION BLOCK COMBINATION
- C-215 (6) INSTRUMENT PANEL WIRING HARNESS AND JUNCTION BLOCK COMBINATION

- C-216 (1-B) INSTRUMENT PANEL WIRING HARNESS AND JUNCTION BLOCK COMBINATION
- C-217 (24) ETACS-ECU
- C-218 (24-GR) ETACS-ECU
- C-219 (20) ETACS-ECU

DASH PANEL (CONTINUED)



STEERING COLUMN



AC808886AB

C-301 (2-B)	REMOTE CONTROLLED RADIO SWITCH (RH)	C-306 (6)	CLOCK SPRING
C-302 (3-Y)	AUTO-CRUISE CONTROL SWITCH	C-307 (4-Y)	CLOCK SPRING
C-303 (5-GR)	CLOCK SPRING AND CLOCK SPRING WIRING HARNESS COMBINATION	C-308 (6)	IGNITION SWITCH
C-304 (1)	HORN SWITCH	C-309 (10)	COLUMN SWITCH
C-305 (4-Y)	AIR BAG MODULE (SQUIB) (DRIVER'S SIDE)	C-310 (7)	KEY REMINDER SWITCH
		C-311 (2-B)	REMOTE CONTROLLED RADIO SWITCH (LH)
		C-314 (5)	STEERING WHEEL SENSOR

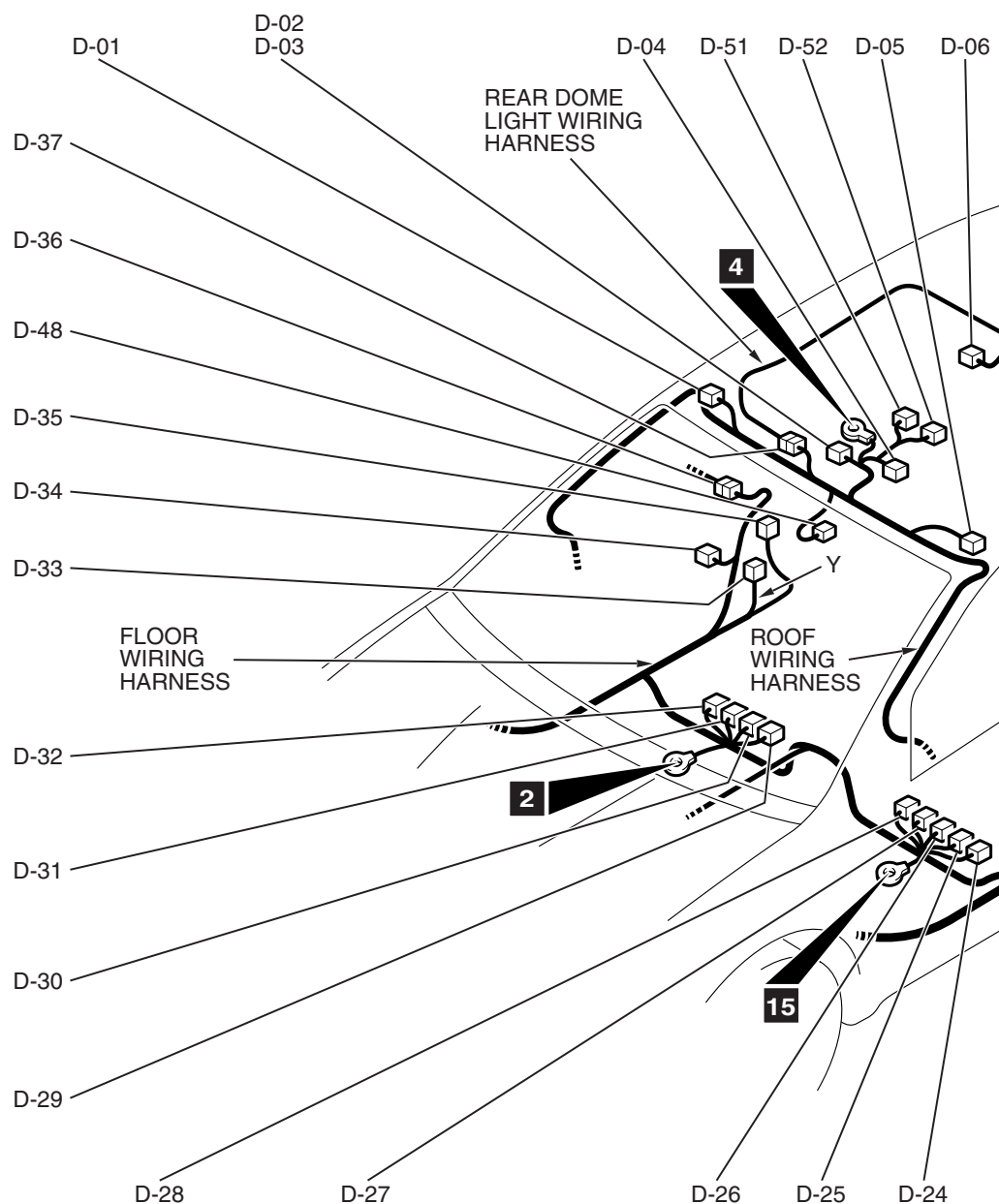
NOTES

FLOOR AND ROOF

M1801000904200

Connector
symbol**D**CONNECTOR COLOR
CODE

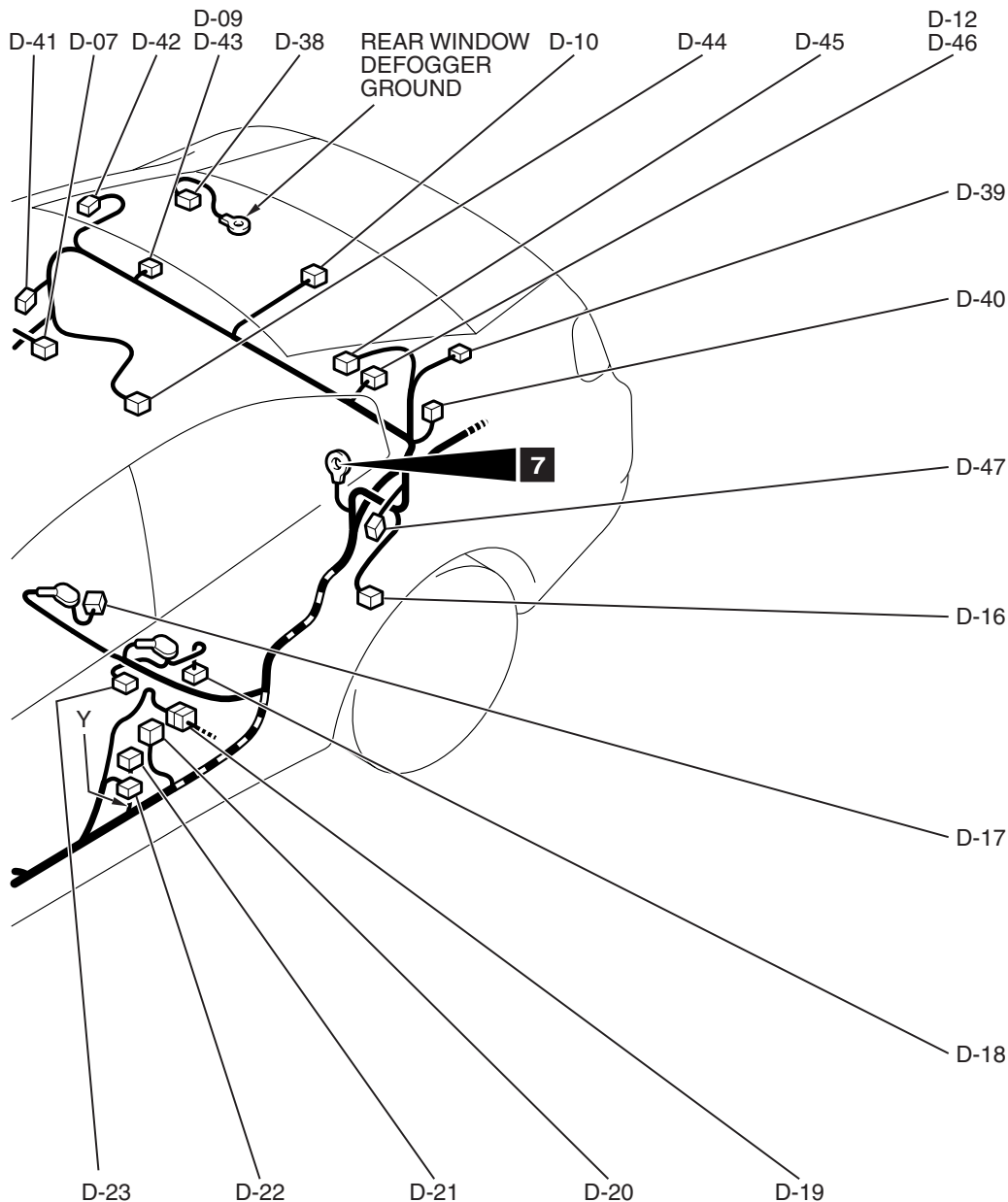
B: BLACK
BR: BROWN
G: GREEN
GR: GRAY
L: BLUE
NONE: MILK WHITE
O: ORANGE
R: RED
V: VIOLET
Y: YELLOW



AC712438AB

D-01	(2)	VANITY MIRROR LIGHT (RH)	D-17	(2-B)	FUEL LEVEL SENSOR (SUB)
D-02	(4)	MAP LIGHT ASSEMBLY <WITHOUT SUNROOF>	D-18	(5-GR)	FUEL PUMP MODULE
D-03	(7)	OVERHEAD CONSOLE ASSEMBLY <WITH SUNROOF>	D-19	(10)	FLOOR WIRING HARNESS AND REAR DOOR WIRING HARNESS (LH) COMBINATION
D-04	(10)	SUNROOF ASSEMBLY	D-20	(2)	SIDE IMPACT SENSOR (FRONT: LH)
D-05	(2)	VANITY MIRROR LIGHT (LH)	D-21	(2-B)	SEAT BELT PRETENSIONER (LH)
D-06	(3)	REAR DOOR SWITCH (RH)	D-22	(3)	FRONT DOOR SWITCH (LH)
D-07	(3)	REAR DOME LIGHT	D-23	(3-B)	FUEL TANK DIFFERENTIAL PRESSURE SENSOR
D-09	(2)	REAR SPEAKER (RH) <WITHOUT AUDIO AMPLIFIER>	D-24	(2-R)	SIDE AIR BAG MODULE (SQUIB) (LH)
D-10	(2)	TRUNK LIGHT	D-25	(2-B)	POWER SEAT ASSEMBLY
D-12	(2)	REAR SPEAKER (LH) <WITHOUT AUDIO AMPLIFIER>	D-26	(3-B)	HEATED SEAT ASSEMBLY (LH)
D-16	(3)	REAR DOOR SWITCH (LH)	D-27	(2-GR)	SEAT SLIDE SENSOR

TSB Revision

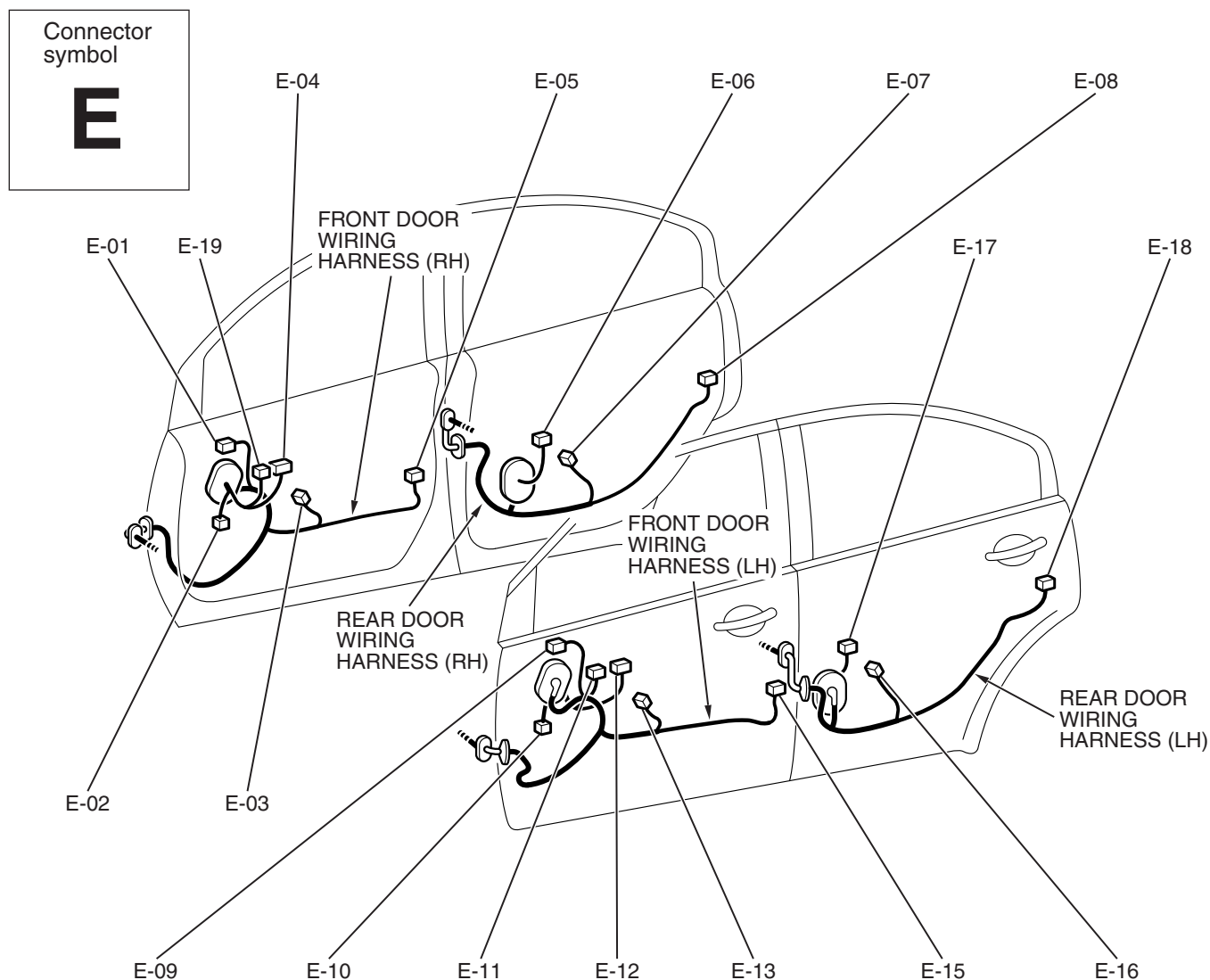


AC712439AB

D-28	(5-B)	SEAT BELT BUCKLE SWITCH (DRIVER'S SIDE)	D-41	(2-Y)	SIDE IMPACT SENSOR (REAR: RH)
D-29	(3)	SEAT BELT BUCKLE SWITCH (PASSENGER'S SIDE)	D-42	(2-B)	CURTAIN AIR BAG MODULE (SQUIB) (RH)
D-30	(3-GR)	OCCUPANT CLASSIFICATION-ECU	D-43	(4)	REAR SPEAKER (RH) <WITH AUDIO AMPLIFIER>
D-31	(3-B)	HEATED SEAT ASSEMBLY (RH)	D-44	(14)	SATELLITE RADIO TUNER
D-32	(2-R)	SIDE AIR BAG MODULE (SQUIB) (RH)	D-45	(2-B)	CURTAIN AIR BAG MODULE (SQUIB) (LH)
D-33	(2-B)	SEAT BELT PRETENSIONER (RH)	D-46	(4)	REAR SPEAKER (LH) <WITH AUDIO AMPLIFIER>
D-34	(3)	FRONT DOOR SWITCH (RH)	D-47	(2-Y)	SIDE IMPACT SENSOR (REAR: LH)
D-35	(2)	SIDE IMPACT SENSOR (FRONT: RH)	D-48	(10-B)	AUTOMATIC ANTI-DAZZLING MIRROR AND UNIVERSAL GARAGE DOOR OPENER
D-36	(10)	FLOOR WIRING HARNESS AND REAR DOOR WIRING HARNESS (RH) COMBINATION	D-51	(4)	MICROPHONE SWITCH <WITH HANDS-FREE CELLULAR PHONE SYSTEM>
D-37	(3)	ROOF WIRING HARNESS AND REAR DOME LIGHT WIRING HARNESS COMBINATION	D-52	(3)	INTERPHONE MICROPHONE <WITH HANDS-FREE CELLULAR PHONE SYSTEM>
D-38	(1)	REAR WINDOW DEFOGGER (-)			
D-39	(1)	REAR WINDOW DEFOGGER (+)			
D-40	(1-B)	CAPACITOR			

DOOR

M1801001402224



AC703757AB

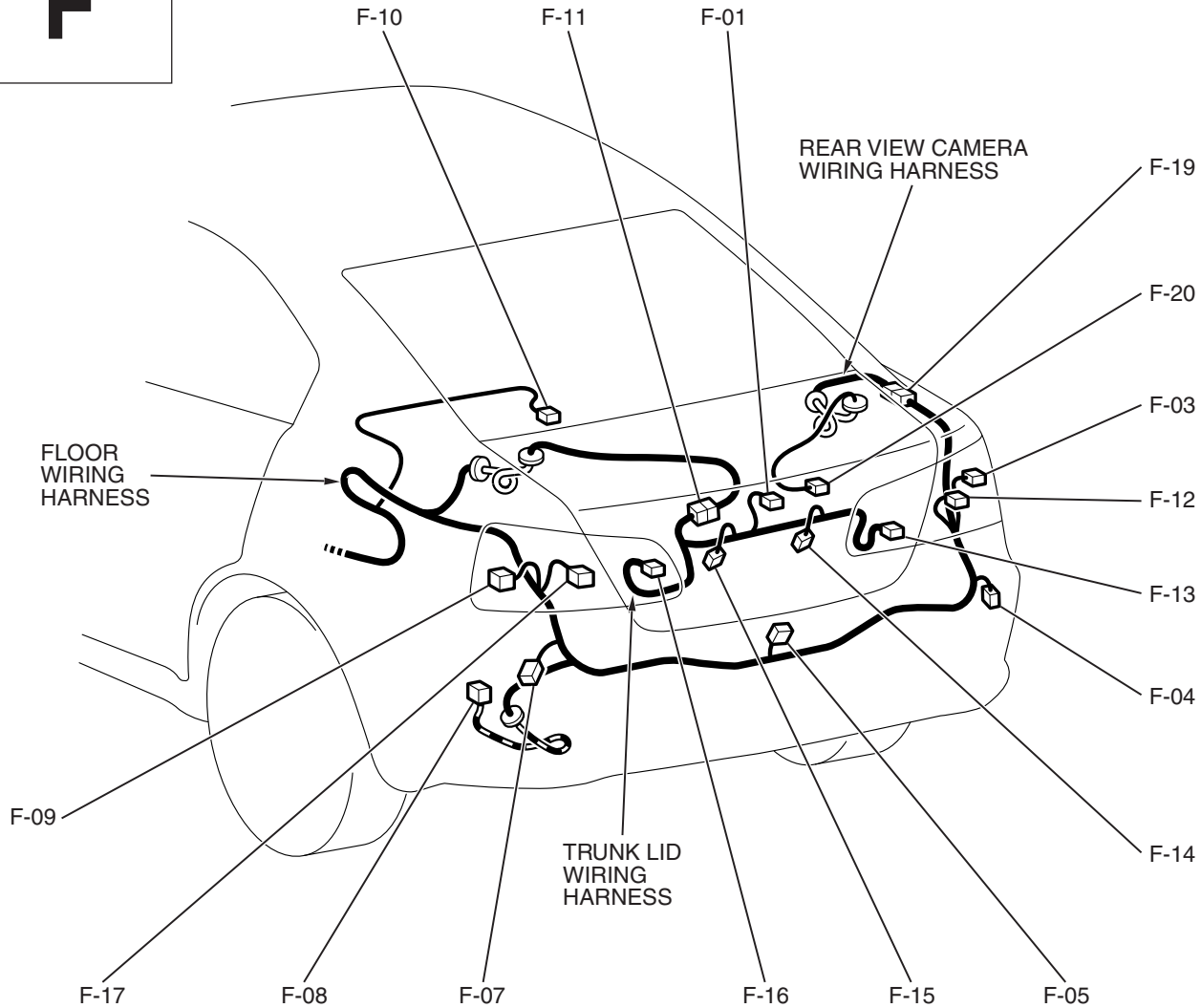
E-01	(6-GR)	REMOTE CONTROLLED MIRROR (RH)	E-10	(2)	FRONT DOOR SPEAKER (LH)
E-02	(2)	FRONT DOOR SPEAKER (RH)	E-11	(11)	REMOTE CONTROLLED MIRROR SWITCH
E-03	(2-GR)	FRONT POWER WINDOW REGULATOR MOTOR (RH)	E-12	(11)	POWER WINDOW MAIN SWITCH
E-04	(8)	FRONT POWER WINDOW SUB SWITCH	E-13	(2-GR)	FRONT POWER WINDOW REGULATOR MOTOR (LH)
E-05	(6-B)	FRONT DOOR LOCK ACTUATOR (RH)	E-15	(6-B)	FRONT DOOR LOCK ACTUATOR (LH)
E-06	(8)	REAR POWER WINDOW SUB SWITCH (RH)	E-16	(2-GR)	REAR POWER WINDOW REGULATOR MOTOR (LH)
E-07	(2-GR)	REAR POWER WINDOW REGULATOR MOTOR (RH)	E-17	(8)	REAR POWER WINDOW SUB SWITCH (LH)
E-08	(6-B)	REAR DOOR LOCK ACTUATOR (RH)	E-18	(6-B)	REAR DOOR LOCK ACTUATOR (LH)
E-09	(6-GR)	REMOTE CONTROLLED MIRROR (LH)	E-19	(4)	FRONT POWER WINDOW SUB SWITCH

LUGGAGE COMPARTMENT

M1801001501079

Connector
symbol

F



AC712440AB

F-01	(2-GR)	HIGH-MOUNTED STOPLIGHT
F-03	(4-GR)	REAR COMBINATION LIGHT (RH)
F-04	(2)	WHEEL SPEED SENSOR (REAR: RH)
F-05	(2)	TRUNK LID LATCH ASSEMBLY
F-07	(2)	WHEEL SPEED SENSOR (REAR: LH)
F-08	(2-B)	EVAPORATIVE EMISSION VENTILATION SOLENOID
F-09	(4-GR)	REAR COMBINATION LIGHT (LH)
F-10	(8-B)	NAVIGATION UNIT <WITH MMCS>
F-11	(6)	FLOOR WIRING HARNESS AND TRUNK LID WIRING HARNESS COMBINATION

F-12	(3-GR)	REAR COMBINATION LIGHT (RH)
F-13	(2-GR)	BACKUP LIGHT (RH)
F-14	(2-GR)	LICENSE PLATE LIGHT (RH)
F-15	(2-GR)	LICENSE PLATE LIGHT (LH)
F-16	(2-GR)	BACKUP LIGHT (LH)
F-17	(3-GR)	REAR COMBINATION LIGHT (LH)
F-19	(6)	FLOOR WIRING HARNESS AND REAR VIEW CAMERA WIRING HARNESS COMBINATION
F-20	(6)	REAR VIEW CAMERA

NOTES