

GROUP 6

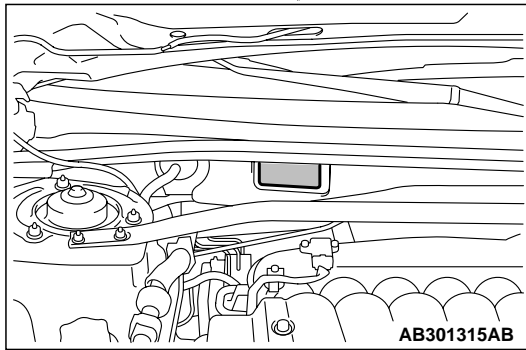
BODY COLOR

CONTENTS

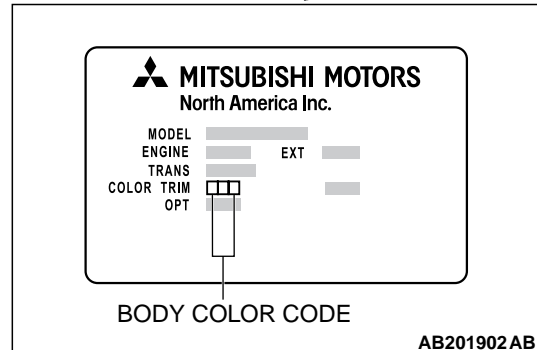
BODY COLOR CODE .....	6-2	BODY COLORING .....	6-3
BODY COLOR CHARTS .....	6-2	FRONT END, DOOR SASH, WHEELHOUSE .....	6-3

## BODY COLOR CODE

M4060001000174



The body color code is imprinted on the vehicle information code plate, which is mounted on the front deck.



The information is contained in the body color charts.

## BODY COLOR CHARTS

M4060002000199

Check the vehicle's body color code, and then use this body color chart to determine the refinishing paint supplier from which the color can be purchased.

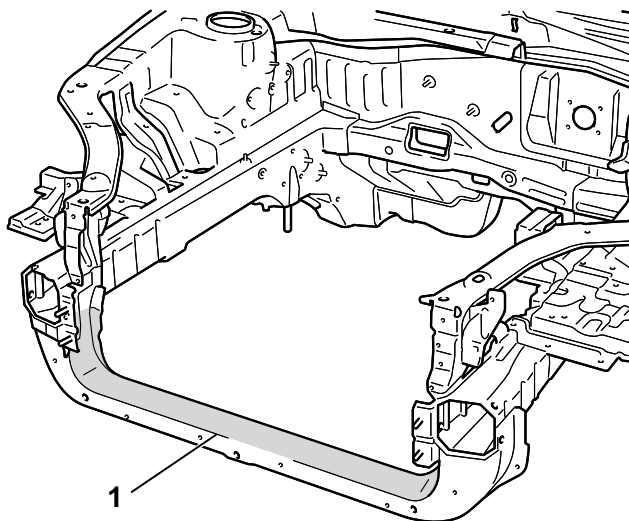
COLOR	COLOR CODE	COLOR NUMBER	COMPOSITION OF FILM
SILVER	A68	AC11268	Metallic
DARK GRAY	H32	CUH10032	Pearl
BLUE	T34	CUT10034	Pearl
BEIGE	S13	CUS10013	Pearl
GRYISH GREEN	G69	CUG10069	Pearl
BLACK	X13	AC10813	Solid
WHITE	W69	AC11269	Pearl
DEEP RED	P06	CUP10006	Pearl

**NOTE:** Inner Panel-Color refers to the coat color of the engine compartment, cabin and floor.

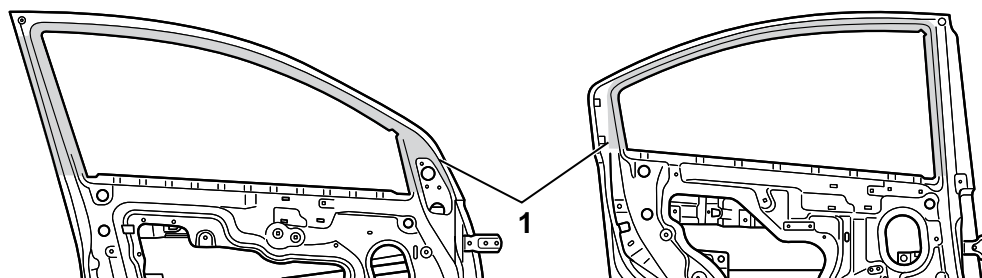
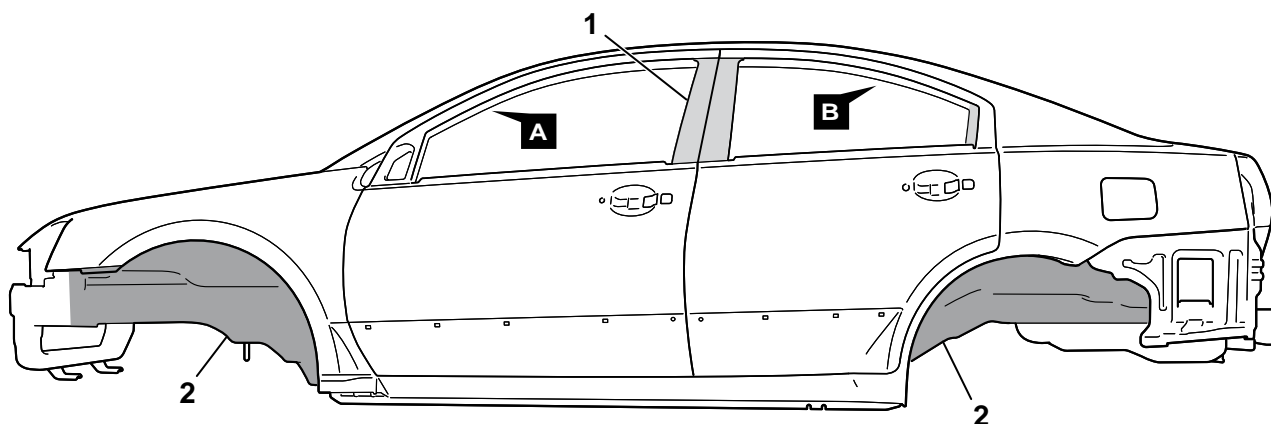
## BODY COLORING



### FRONT END, DOOR SASH, WHEELHOUSE

M4060013000029



AB301320AC



-  : 1. BLACK (AC10790)
-  : 2. BLACK (AC10657)

AB301398AC

---

## NOTES