


Harness Repair Manual

FOREWORD (INDEX)

COPYRIGHT

PASSENGER CAR & L. C.V. (Light Commercial Vehicles)



HARNESS REPAIR MANUAL

FOREWORD

This manual describes procedures for the repair of vehicle wiring harnesses. Focusing particularly on the handling of connectors, it also explains the purpose of each procedure and contains a list of parts. The purpose of this manual is to enable service personnel to repair wiring harnesses smoothly and correctly such that the possibility of secondary malfunctions is minimized.

Construction and handling methods vary from one connector type to another, so it is important to read this manual carefully before carrying out repair work. All information, illustrations, and product descriptions in this manual are current as of September 2004. However, we reserve the right to make revisions at any time without prior notice or obligation.

This manual provides part number, illustrations, etc. for MMC-made vehicles only.

The MMC Wiring Harness Repair Kit, MB991916, contains only pre-wired terminals and tools. In most cases you will be re-using connector housings from the vehicle's harness, and simply replacing terminals that fit in the housings.

All information, illustrations, and product descriptions are current at the time of publication. However, we reserve the right to make revisions at any time without prior notification.

GROUP INDEX

HOW TO USE THIS MANUAL	0
DESCRIPTIONS OF PROCEDURES	1
SUPPLIED PARTS LIST	2
REPAIR KITS	3
REFERENCE MATERIAL	4
PART NUMBER INDEX	5

To test existing terminals

Refer to page 1-28, "Checking the Contact Force".
You must know the terminal size code (025, 040, 075, etc.) in order to select the correct male tension check terminal.

To replace a terminal

See "WORK PROCEDURE" on page 1-4.
Pay particular attention to:
"Removal and Mounting of Double-Lock Retainers" and...

"Removal and Installation of Terminals".

If you need a replacement Connector Housing

1. Look for a part number on the housing.
2. If not available, look for a connector number on the more recent service manual wiring diagrams.
3. If not available, study the terminal's female connector housing. Connectors are listed by how many terminal openings there are (4-position, 10-position, etc.) in section 2 of this manual.
4. Order replacement connectors from your Facing PDC. After finding the correct connector, you can also verify the applicable terminal "MU-" number.

To select a replacement pre-wired terminal

Simply match the old terminal one against the available terminals in Repair Kit.

OR – follow the procedure on the next page:

SELECTING A REPLACEMENT TERMINAL

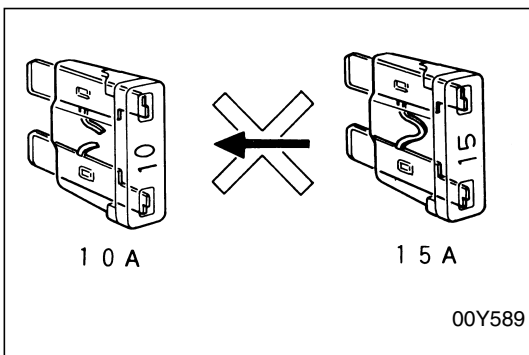
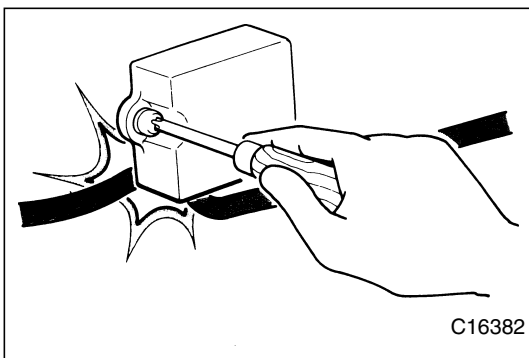
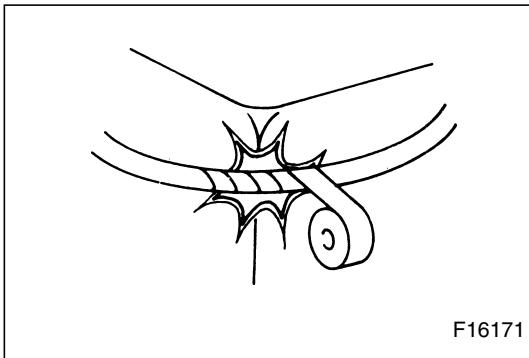
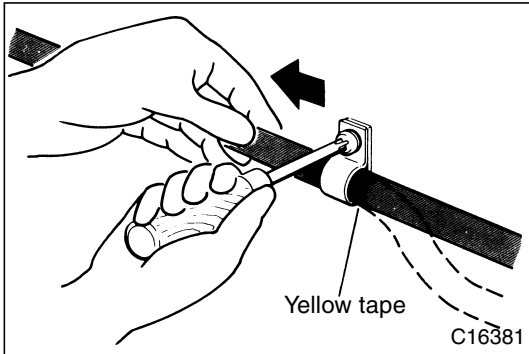
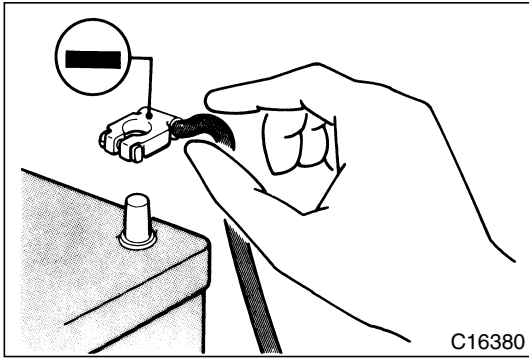
1. Count the number of openings in the female terminal housing. Example: page 2-45
2. Go to Section 2 SUPPLIED PARTS LIST, and choose their Housing that looks most like yours. Example: Housing Part No. Female MU801334
3. Note the applicable terminal number. Example: Female MU800526

4. Check the terminal list, on pages 2-69 through 2-82, for your terminal. Example: page 2-69
NOTE: only terminals with a star after the number are included in this kit. Example: MU800526

5. Look in the kit drawer with the matching terminal number on it. Example: MU800526
6. Go to the WORK PROCEDURE on page 1-4.

1 DESCRIPTIONS OF PROCEDURES

POINTS TO NOTE ON REPAIR WORK AND STORAGE	1-2
SPECIAL TOOLS	1-3
WORK PROCEDURE	1-4
SEPARATING AND JOINING CONNECTOR HOUSINGS.....	1-5
1. Separating Connectors	1-5
2. Joining Connectors	1-5
REMOVAL AND MOUNTING OF DOUBLE-LOCK RETAINERS .	1-6
Double-lock retainers for different connector types	1-6
1. Back-style Retainer	1-7
2. Front-style Retainer	1-9
3. Side-style Retainer.....	1-11
REMOVAL AND INSTALLATION OF TERMINALS.....	1-12
1. Sectional drawings for different connector types.....	1-12
2. Removal	1-22
3. Installation	1-23
REPAIR PROCEDURES	1-24
1. Soldering.....	1-24
2. Crimping	1-25
3. Wrapping with Tape	1-27
4. Checking the Contact Force (Extraction Force)	1-28



POINTS TO NOTE ON REPAIR WORK AND STORAGE

POINTS TO NOTE ON REPAIR WORK

Take the following precautions before performing repair work on any vehicle's electrical system. Also, never make unauthorized modifications to electrical equipment or wiring since this can cause vehicle malfunctions and circuit overloads, which in turn can lead to fires.

1. Always disconnect the (–) battery cable before starting work.

CAUTION

Turn OFF the ignition switch and all light switches before disconnecting the (–) battery cable. If switches are left ON, semiconductor components may be damaged.

2. Clamp all harnesses securely so that they do not become loose. With any harness that runs close to moving parts, leave sufficient slack in the harness so that it can be clamped far enough from the moving parts that it does not make contact during engine operation. Further, if there is a reference mark (yellow tape) showing where a harness should be secured, be sure to clamp the harness at that point.
3. Wherever harnesses run over the edges or corners of other parts, wrap them with tape to protect them from damage.
4. Be careful not to trap or damage harnesses when installing other parts.

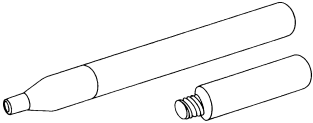
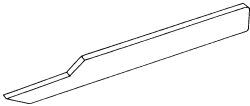
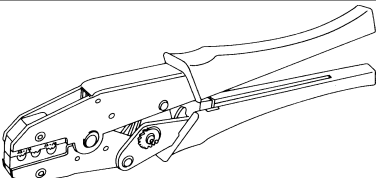
5. Whenever a fuse blows, be sure to replace it with a fuse of the same amperage. If a fuse with a higher amperage is used, component damage and fires may occur.

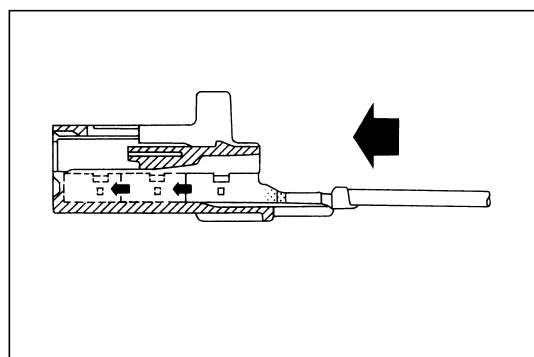
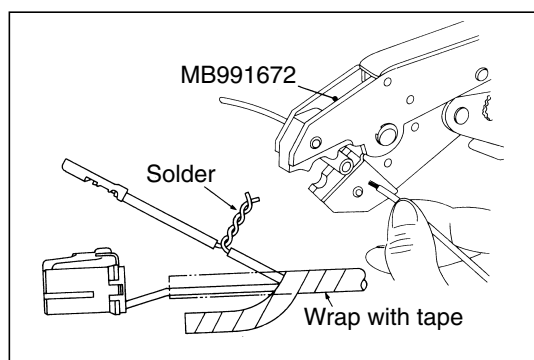
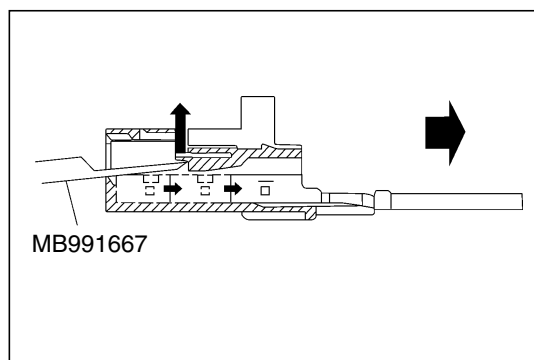
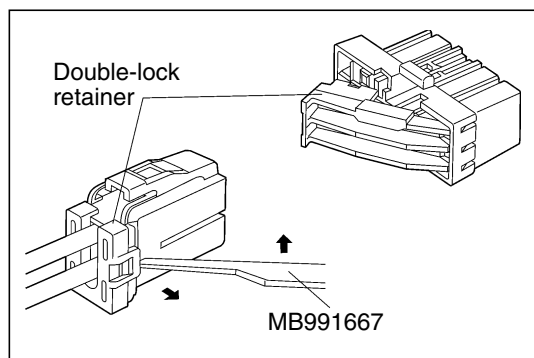
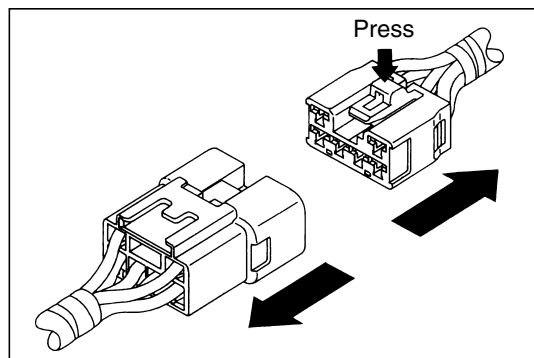
6. Before using any harness, check its connectors for cracks and chips in the housings, for deformation of the terminals, and for splits and gouges in the waterproofing rubber. Do not use any harness whose connectors are damaged since the housings and terminals may not fit together properly and malfunctions may occur later on.
7. After mounting terminals, housings, and retainers, check that they fitt together properly. (Due to operating conditions, it is not always possible to hear a click as parts lock together.)
8. Never insert terminal releasing tools, precision screwdrivers, or other tools into terminal contacts. If you insert a tool into a terminal contact accidentally, replace the terminal with a new one.
9. Male terminals or check terminals that are used to check the contact force (extraction force) of female terminals should be replaced after being used approximately 10 times.
10. When checking the contact force (extraction force) of female terminals, always use the corresponding male terminals. With female terminals that do not have corresponding male terminals (for example, female terminals on control units and sensors), use the check terminals specified for this purpose. In either case, terminals of different types should never be used for checking.
11. Housings, terminals, and waterproofing rubber deteriorate at different rates during storage. Terminal contacts and waterproofing rubber (including waterproof housings with rubber attached) are particularly prone to deterioration. Avoid using any part that has been stored for more than a year since being manufactured.

POINTS TO NOTE ON STORAGE

1. Once a bag has been opened and some items removed, the remaining items should be left in the bag together with the product label, and the bag should be resealed.
2. Do not expose any parts to direct sunlight for long periods.
3. Store all parts in a room with well regulated temperature and humidity.

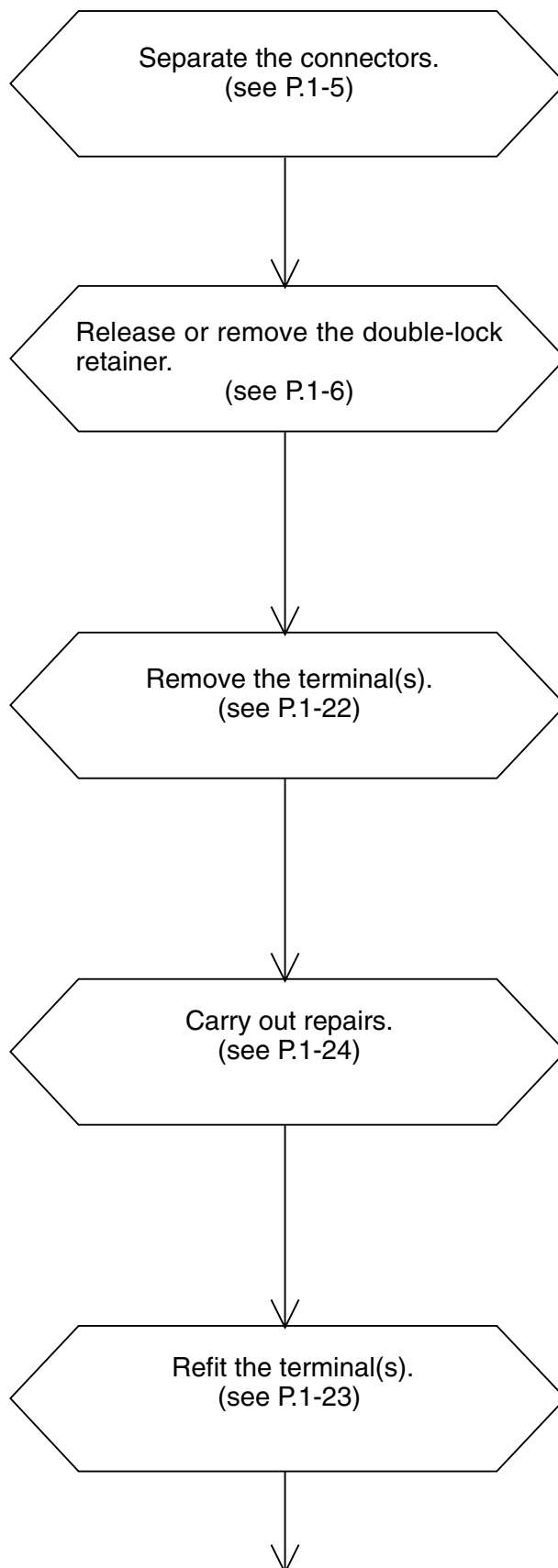
SPECIAL TOOLS

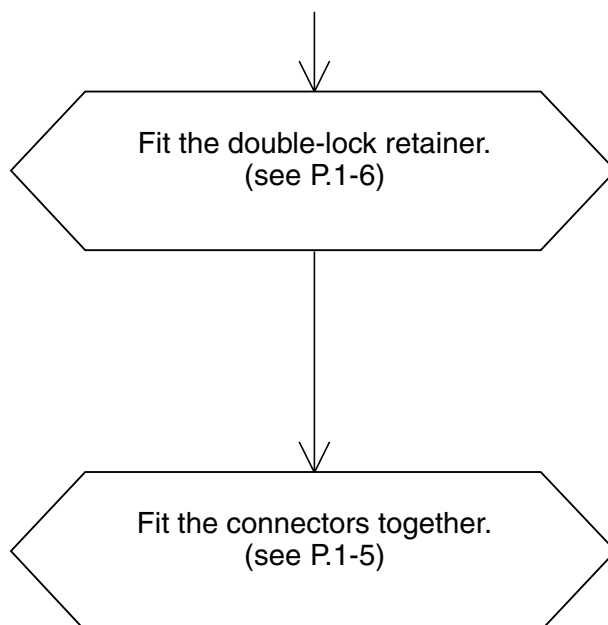
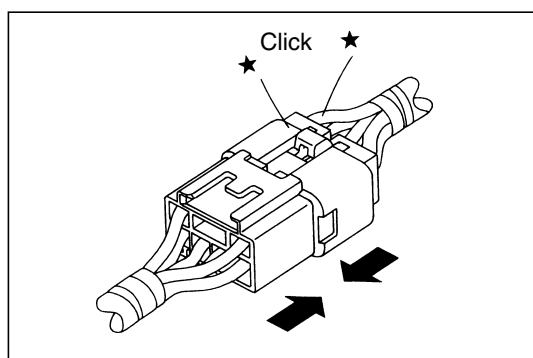
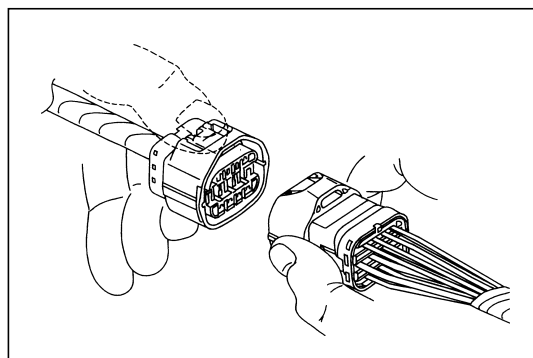
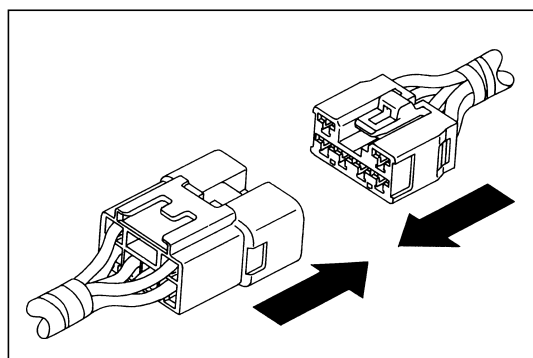
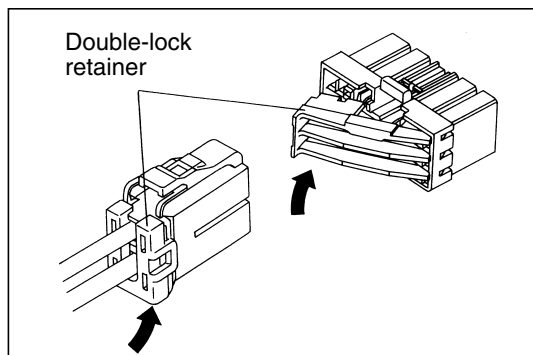
Tool	Part No.	Name	Application
	MB991661	Terminal checking tool	Checking contact force (extraction force) of female terminals
	MB991667	Terminal releasing tool	Pulling out terminals
	MB991672	Wire crimping tool	Joining wires



WORK PROCEDURE

When making repairs, follow the basic connector handling procedure shown below.





SEPARATING AND JOINING CONNECTOR HOUSINGS

1. Separating Connectors

Grasp the connectors firmly, press the lock buttons or lock levers on the male connector and female connector housings, then pull the connectors apart in a straight line.

CAUTION

Grasp the housings when separating connectors. Never hold the wires.

2. Joining Connectors

Grasp the connectors firmly, then push them together in a straight line until they click. Next, pull the housings to make sure they are locked securely together.

CAUTION

Push the connectors together in a straight line. Never tilt or twist them.

REMOVAL AND MOUNTING OF DOUBLE-LOCK RETAINERS

Almost every connector has a double-lock retainer that presses against the terminal itself or the lance of the housing to which the terminal is locked and thereby prevents the terminal from being pulling out.

There are several styles of double-lock retainer: back-style, front-style, and side-style, and moreover housing unite type, separate piece type, and pre-lock type. The fitting and removal method is different for each type.

CAUTION

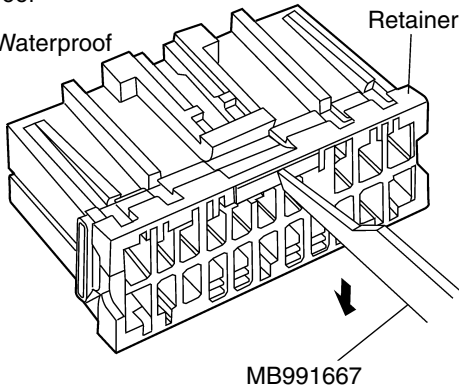
1. Be careful not to bend or break the locking parts of housings and retainers.
2. Be careful not to damage any terminals, wires, and rubber seals.
3. If a retainer will not lock completely, the terminal may have been fitted incorrectly, the locking part of the retainer may be damaged, or the retainer may have been mounted in the wrong direction. Check if any of these problems has occurred.

Double-lock Retainers for Different Connector Types

Back-style retainer

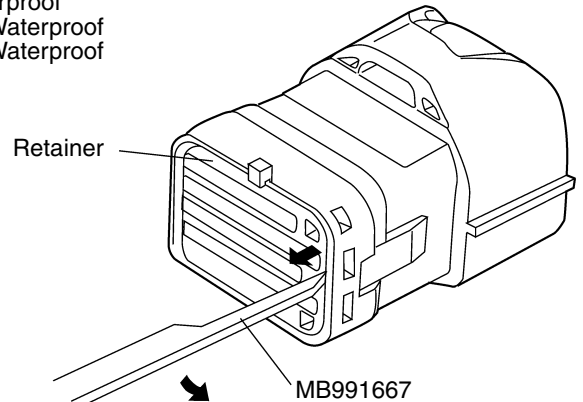
Type A Housing unite type

- 040/070 (MX-5)
- Positive lock
- 040 (Multilock)
- 050 (CDR)
- 070 (Multilock)
- JPT
- JPT Waterproof
- JT
- MDK5 Plus Waterproof
- 250



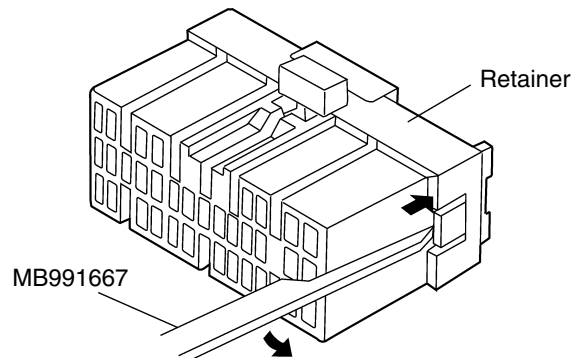
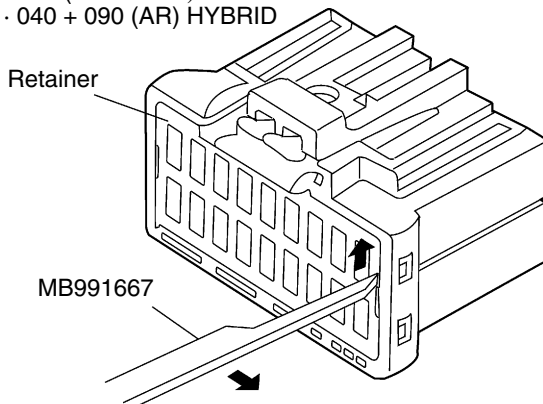
Type B Separate piece type

- 050 (SSD) + 090 II HYBRID Waterproof
- 025 (MX-7)
- 110DWP Waterproof
- 187 (MS) MU801342, MU801344
- 070 (SDL-II)
- 050 (SSD) Waterproof
- 375 (L-Type)
- 375 Waterproof
- M/P150 Waterproof
- M/P280 Waterproof



Type C Pre-lock type

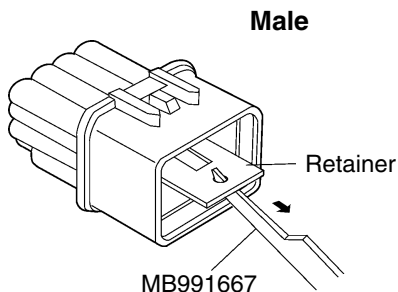
- 040 (Multilock II)
- 040 + 090 (AR) HYBRID



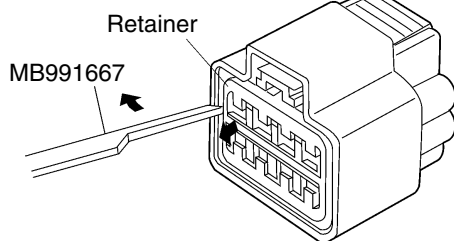
Front-style retainer

Type D Separate piece type

- 070 (Econoseal J) Waterproof 2P MU802409 and 3P
- 090 (NMWP) Waterproof
- 090 (NDWP) Waterproof
- 040 (RK) Waterproof
- 050 (DEW) Waterproof
- 060 (Z) Waterproof

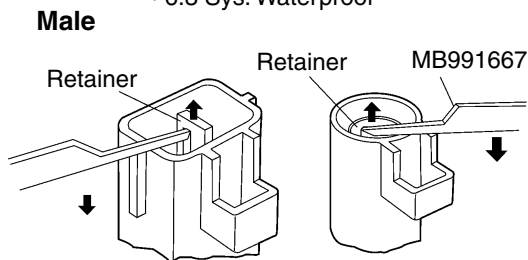


Female

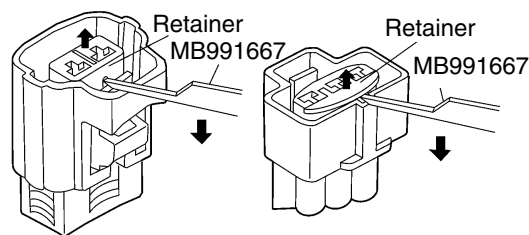


Type E Pre-lock type

- 040 (DL) Waterproof
- 050 (DEW) Waterproof
- 070 (Econoseal J) Waterproof 2P
- 090 II Waterproof
- 090 (DL) Waterproof
- 187 Waterproof
- 090 II + 187 HYBRID Waterproof
- 187+312 HYBRID Waterproof
- LIF (for ECU)
- For ABS
- Sicma 2 Waterproof
- Sensor 2P Waterproof
- 1.5 Sys. Waterproof
- 6.3 Sys. Waterproof



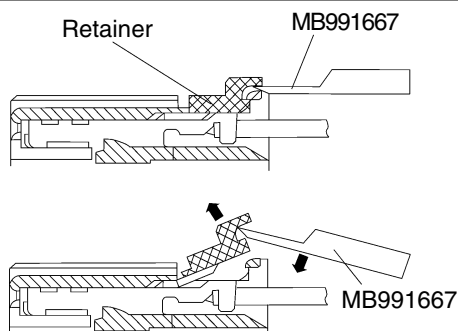
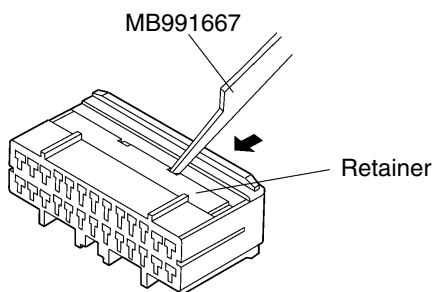
Female



Side-style retainer

Type F Pre-lock type

- 040/070 HYBRID
- 040 III
- 050
- 090 II
- 090 (DL)
- 187
- 090 II + 187 HYBRID
- 312
- Positivelock 1P
- 040 II (Multilock) MU803765, MU803766
- CMC Waterproof
- 040 III + 090 II HYBRID

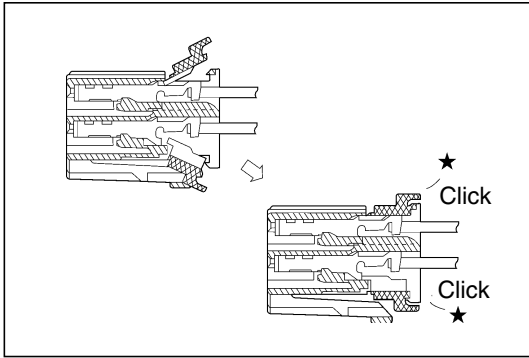


1. Back-style Retainer

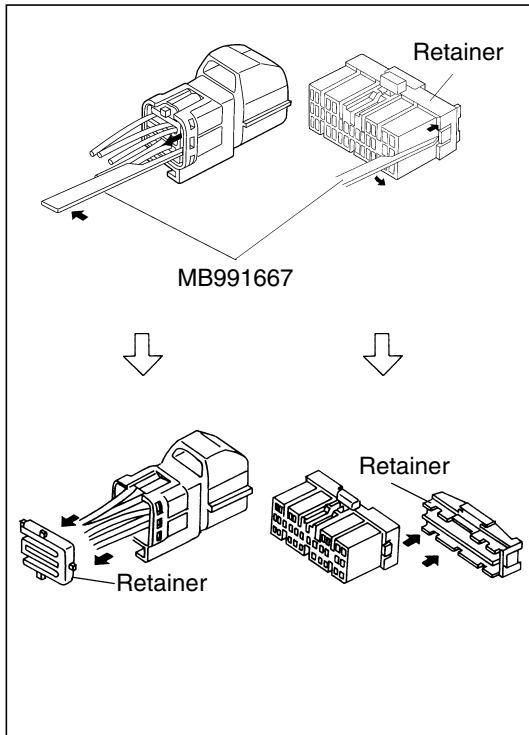
1-1 Type A Housing unite type <040/070 (MX-5), Positivelock, 040 (Multilock), 050 (CDR), 070 (Multilock), JPT, JPT Waterproof, JT, MDK5 Plus Waterproof, 250>

1-1-1 Removal

Insert the special tool or precision screwdriver into the notch of the retainer, and use it to pry the housing and retainer apart.

**1-1-2 Install**

Swing the hinged retainer down until the locking parts of the housing and retainer are aligned. Then, press the retainer until it clicks into place.

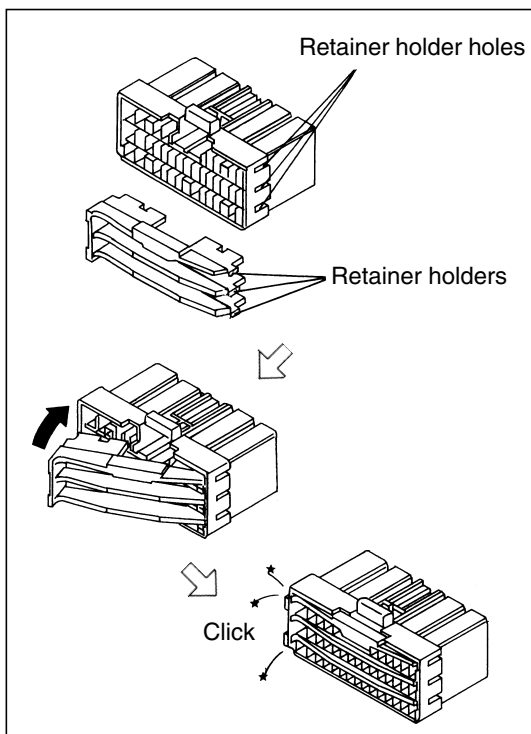


1-2 Type B Separate piece type <050 (SSD) + 090 II HYBRID Waterproof, 025 (MX-7), 110DWP Waterproof, 187 (MS) MU801342, MU801344, 070, 050 (SSD) Waterproof, 375 (L-Type), 375 Waterproof, M/P150 Waterproof, M/P280 Waterproof>

1-2-1 Removal

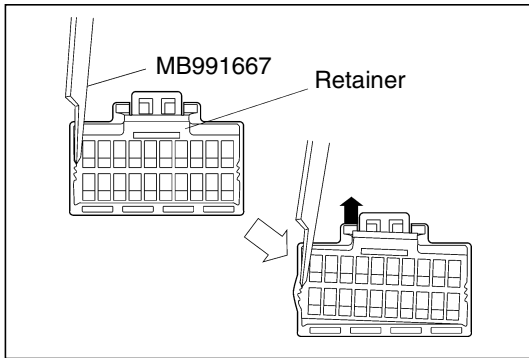
(1) Insert the special tool or precision screwdriver into the part where the housing and retainer are locked together, and use it to pry the housing and retainer apart.

(2) Once the housing and retainer are unlocked, take off the retainer.

**1-2-2 Install**

(1) Insert the retainer holders into the retainer holder holes in the housing.

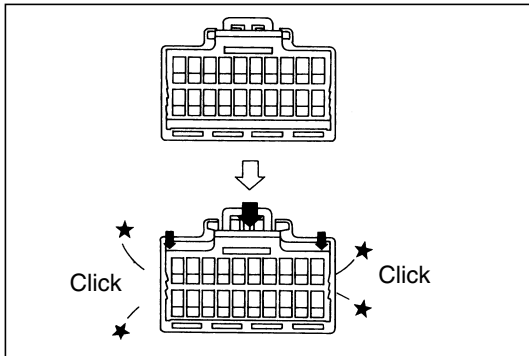
(2) Align the locking parts of the retainer and housing, then push the retainer until it clicks into place.



1-3 Type C Pre-lock type <040 (Multilock II), 040 + 090 (AR) Waterproof>

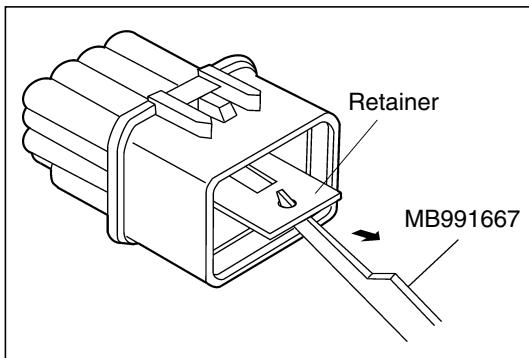
1-3-1 Removal

Insert the special tool or a precision screwdriver into the ratchet part to unlock it, then push the retainer up to remove it.



1-3-2 Install

Press the retainer down until it clicks into place.



2. Front-style Retainer

2-1 Type D Separate Piece type <070 (Econoseal J)

Waterproof 2P MU802409 and 3P, 090 (NMWP)

Waterproof, 090 (NDWP) Waterproof, 040 (RK) Waterproof, 050 (DEW) Waterproof, 060 (Z) Waterproof>

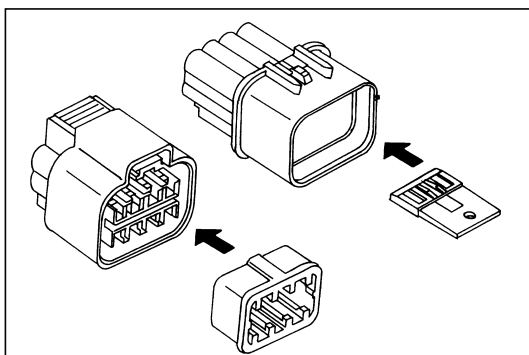
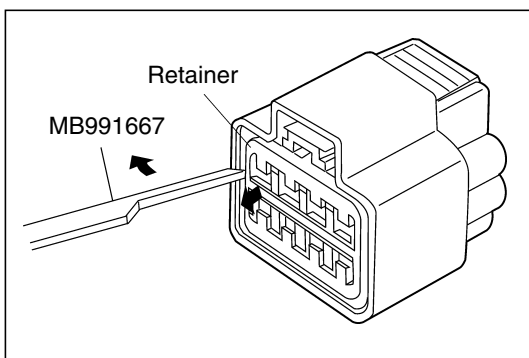
2-1-1 Removal

(1) Male Housing

Hook the special tool or a pin whose end is bent into an 'L' shape into the hole at the end of the retainer. Use it to pull the retainer out.

(2) Female Housing

Insert the special tool or a precision screwdriver between the parts of the housing and retainer that are touching each other, and use it to pry the housing and retainer apart.



2-1-2 Install

Insert the retainer into the front of the housing. Push the retainer in until it clicks into place.

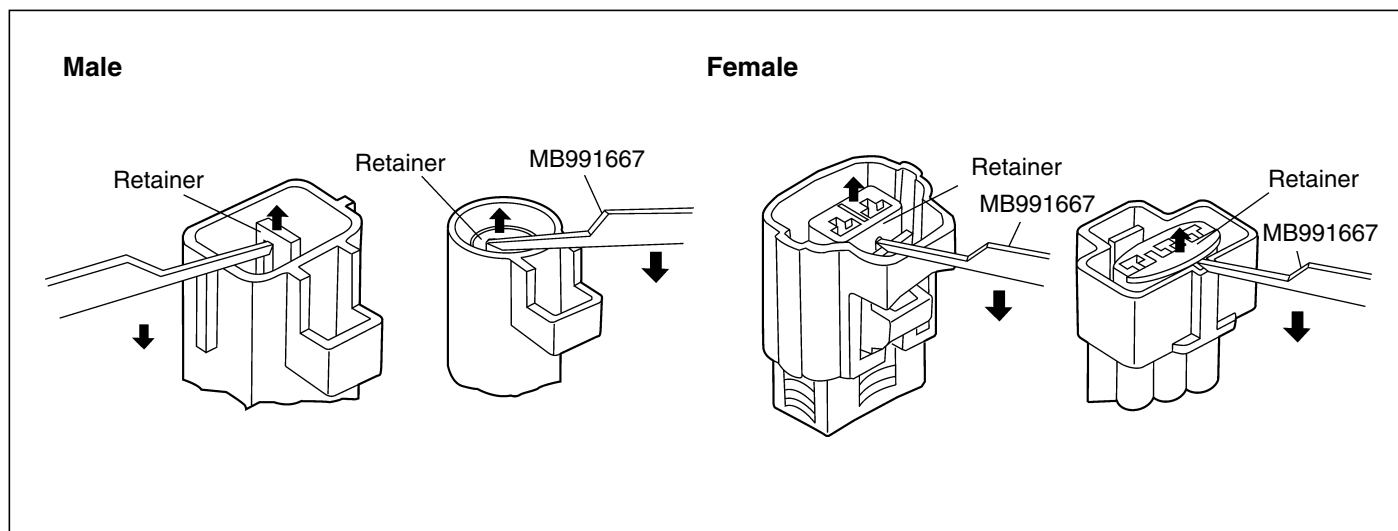
2-2 Type E Pre-lock type <040 (DL) Waterproof, 050 (DEW) Waterproof, 070 (Econoseal J) Waterproof 2P, 090 II Waterproof, 090 (DL) Waterproof, 187 Waterproof, 090 II + 187 HYBRID Waterproof, 187 + 312 HYBRID Waterproof, LIF (for ECU), For ABS, Sicma 2 Waterproof, Senser 2P Waterproof, 1.5 Sys. Waterproof, 6.3 Sys. Waterproof>

2-2-1 Removal

Insert the special tool or precision screwdriver into the notch of the retainer, and use it to pry the housing and retainer apart.

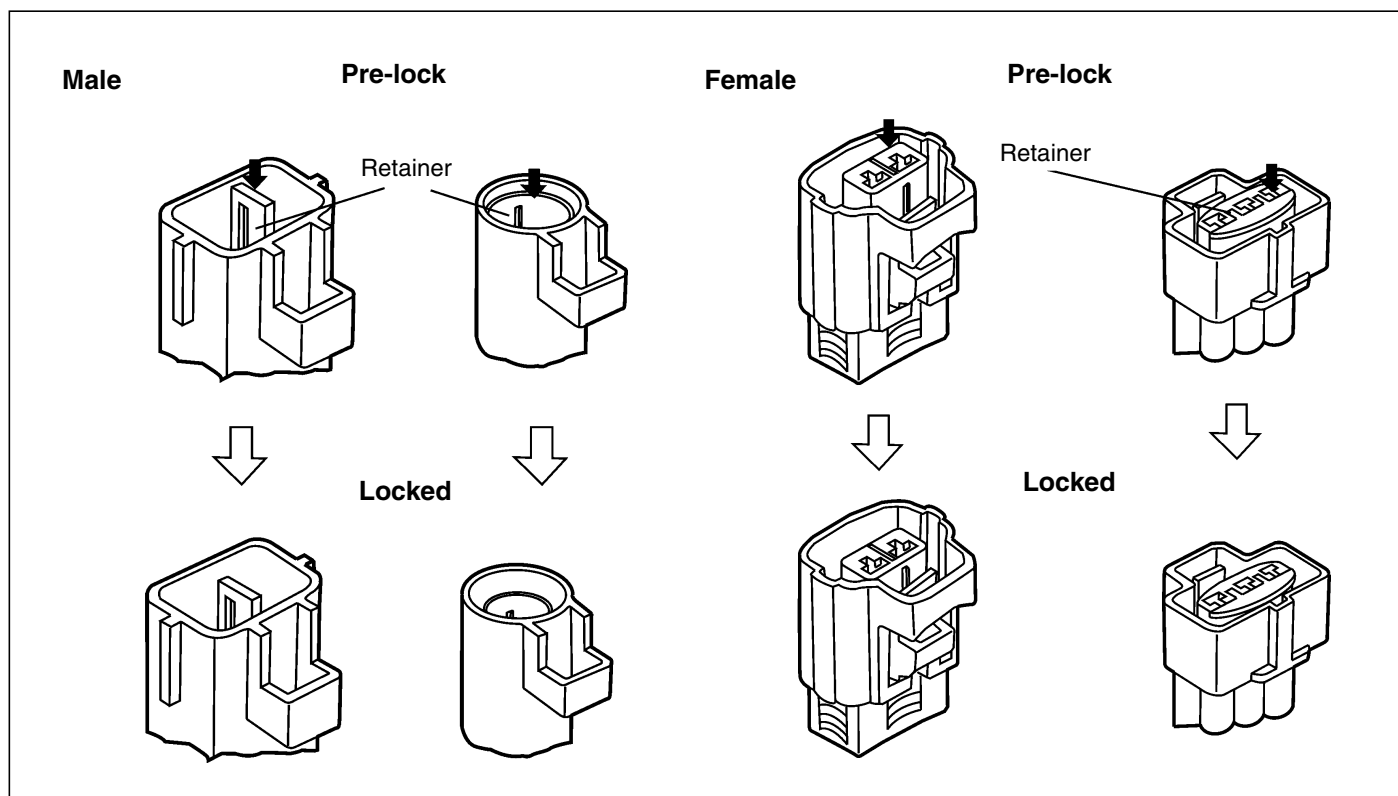
CAUTION

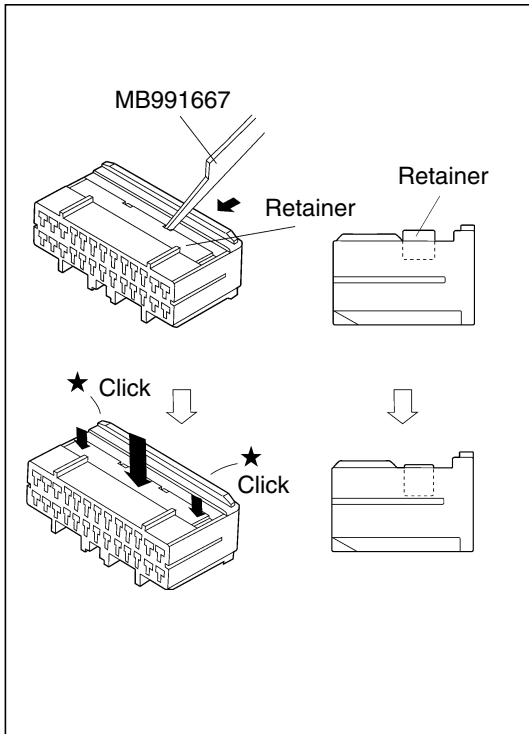
Do not remove retainer from housing.



2-2-2 Install

Press the retainer down until it clicks into place.





3. Side-style Retainer

3-1 Type F Pre-lock type (040/070 HYBRID, 040 III, 050, 090 II, 090 (DL), 187, 090 II + 187 HYBRID, 312, Positivelock 1P, 040 II (Multilock) MU803765, MU803766, 040 III + 090 II HYBRID, CMC Waterproof)

3-1-1 Removal

Insert the special tool or precision screwdriver into the notch of the retainer, and use it to pry the housing and retainer apart.

CAUTION

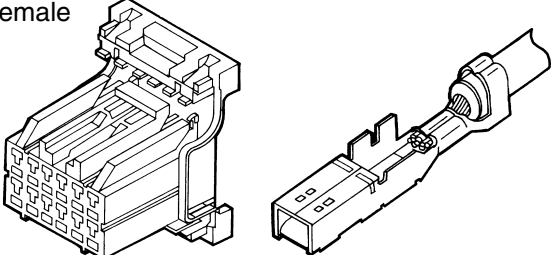
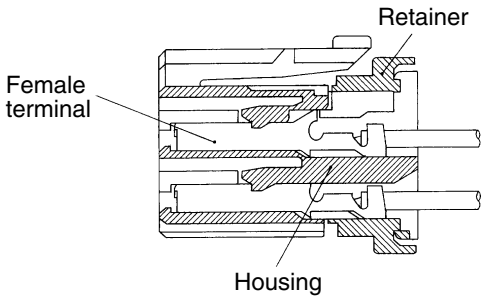
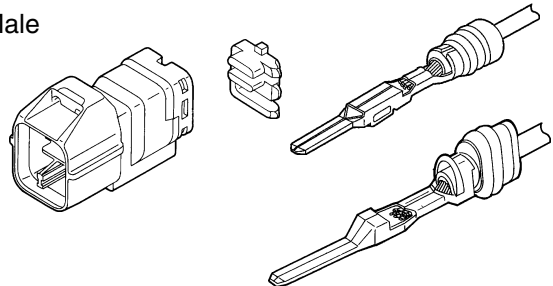
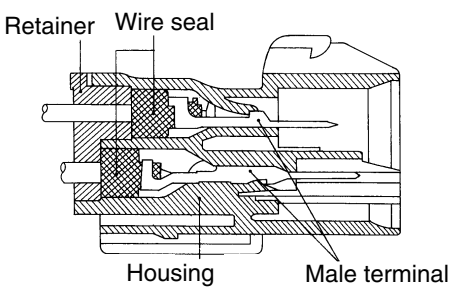
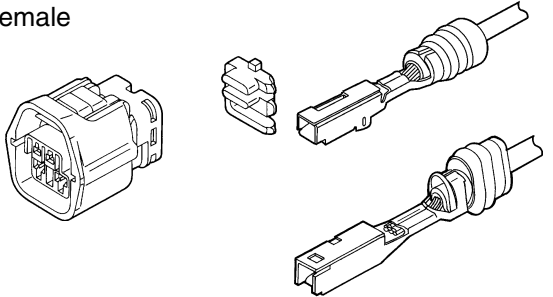
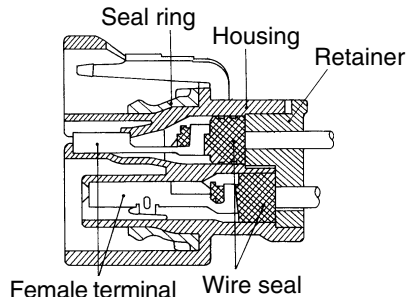
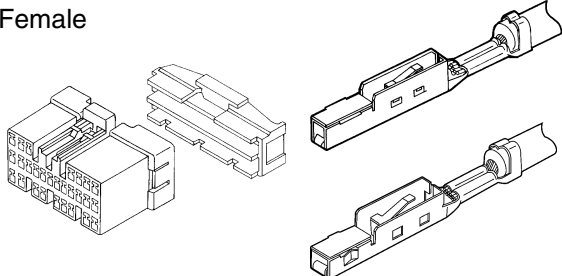
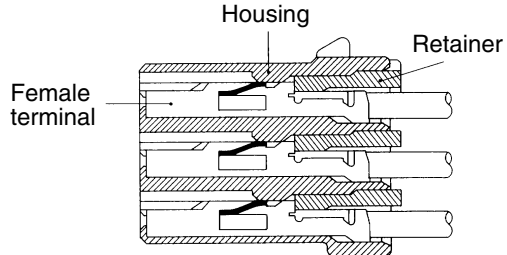
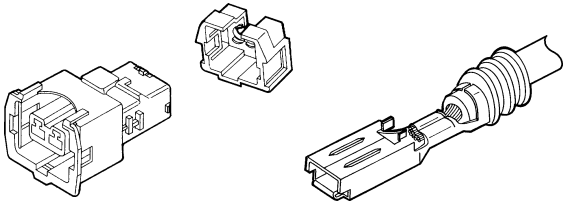
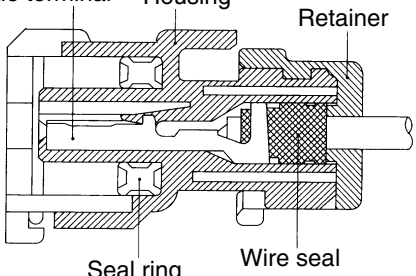
Do not remove retainer from housing.

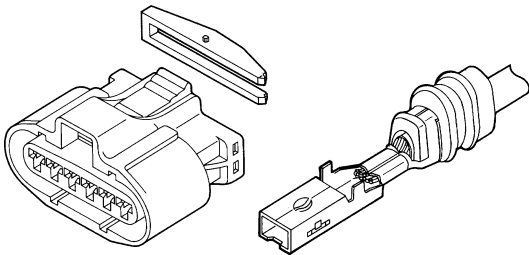
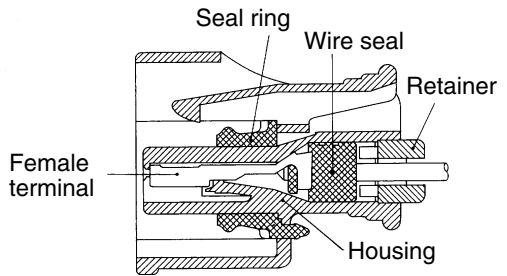
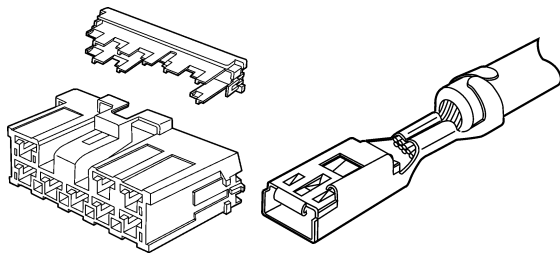
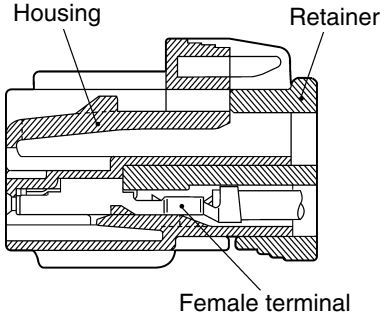
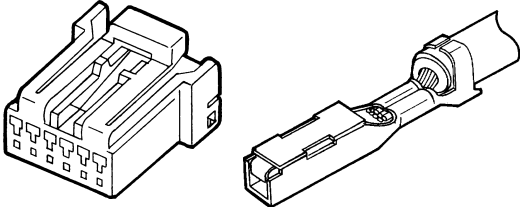
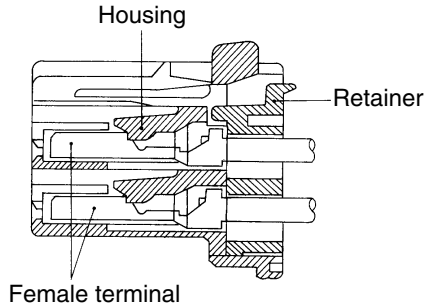
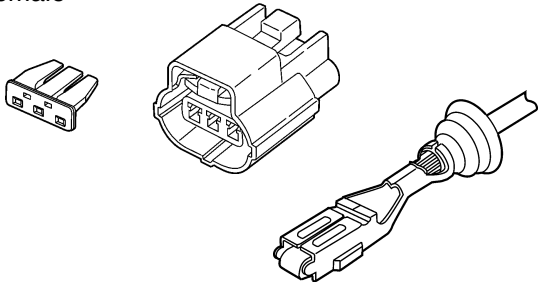
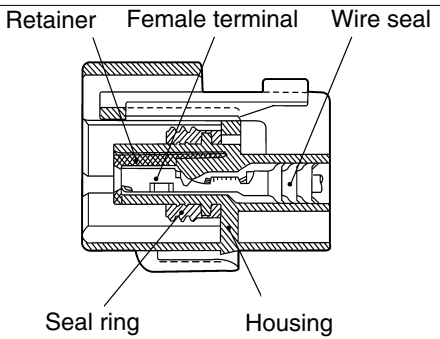
3-1-2 Install

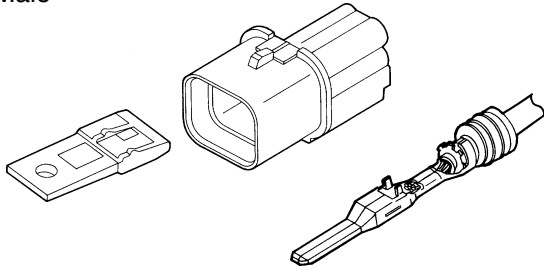
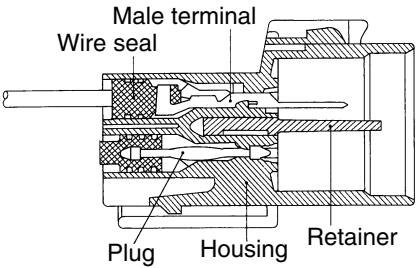
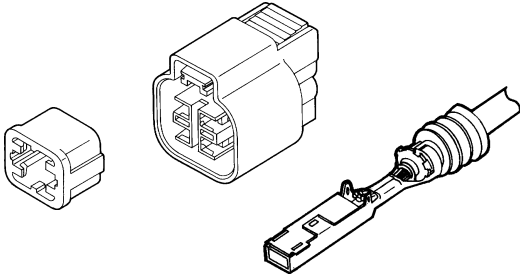
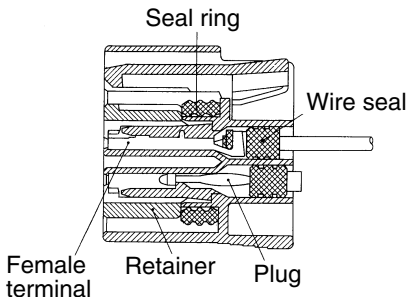
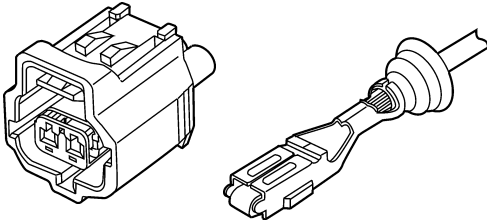
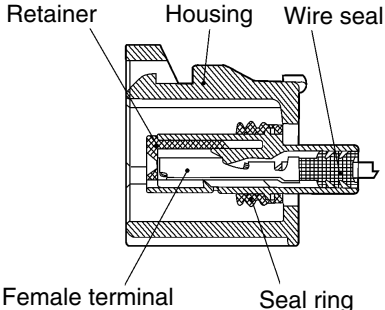
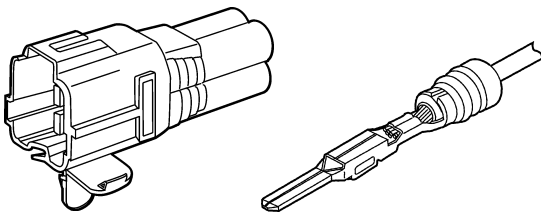
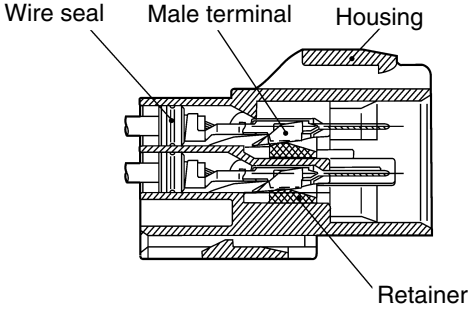
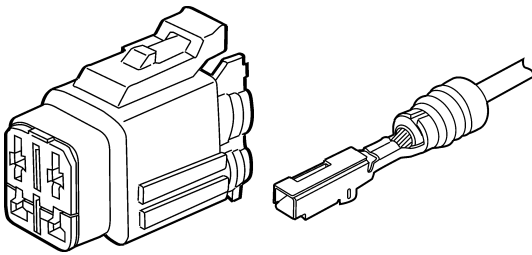
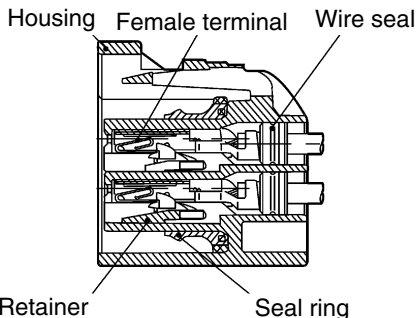
Press the retainer down until it clicks into place.

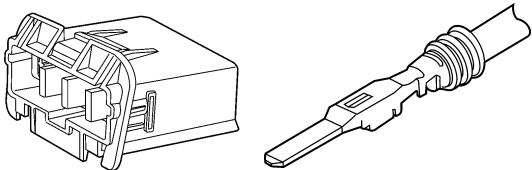
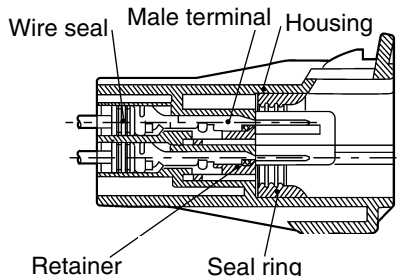
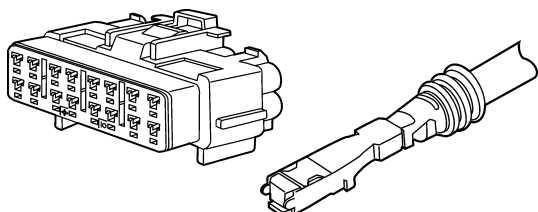
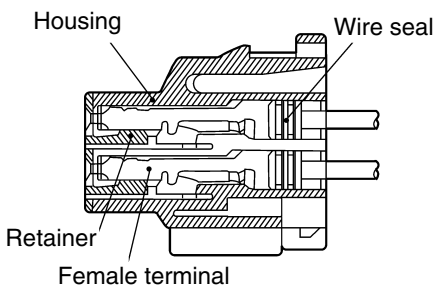
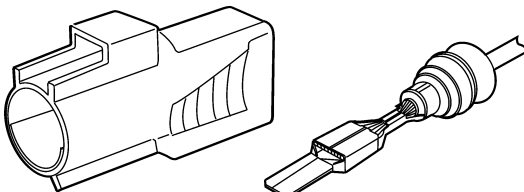
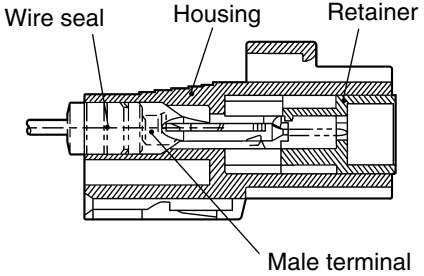
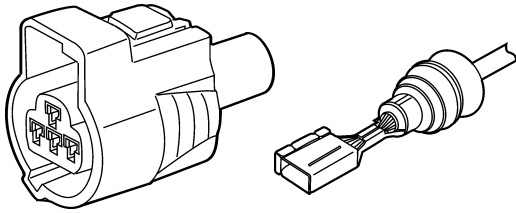
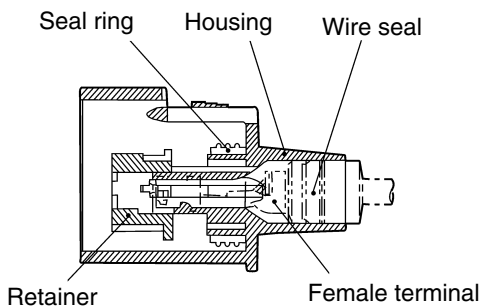
REMOVAL AND INSTALLATION OF TERMINALS

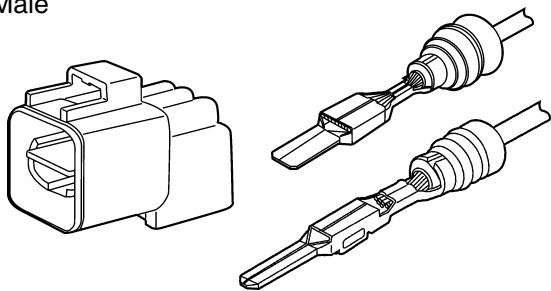
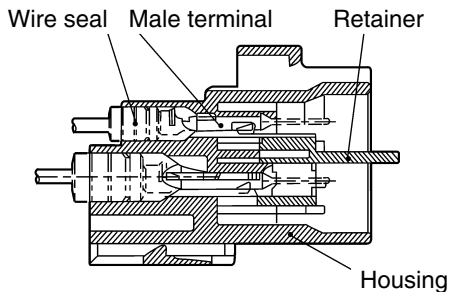
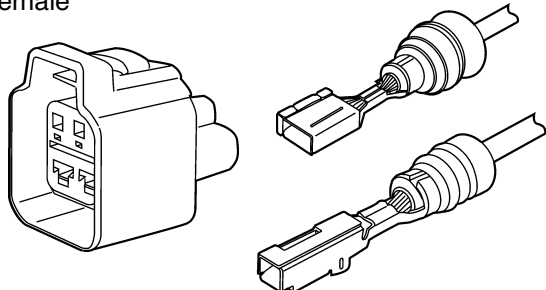
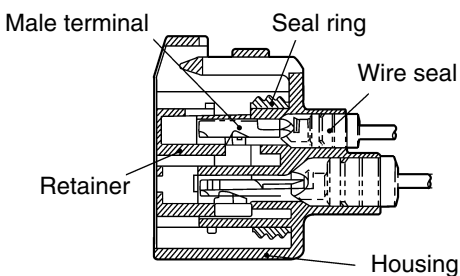
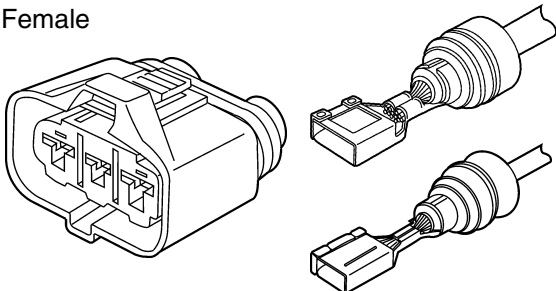
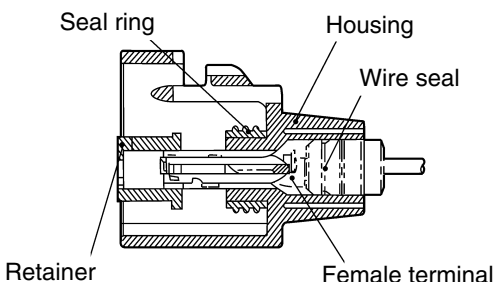
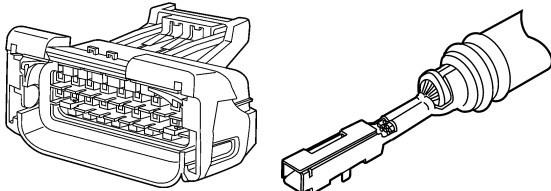
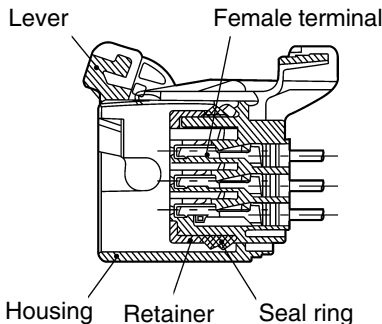
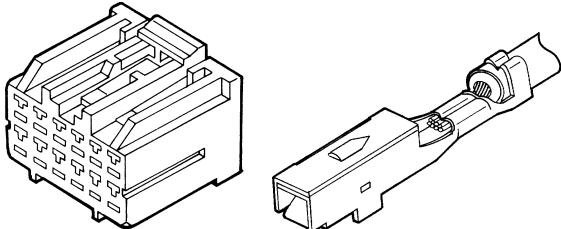
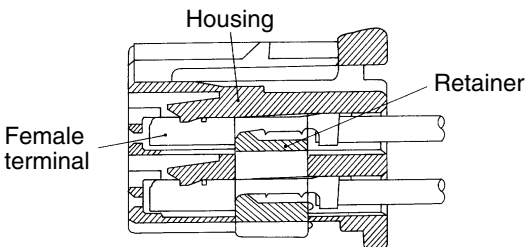
1. Sectional Drawings for Different Connector Types

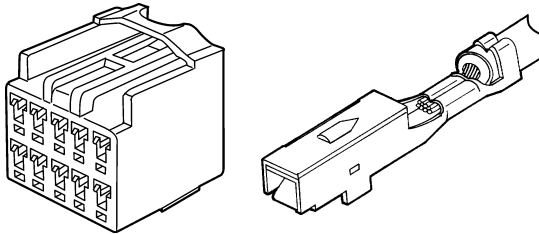
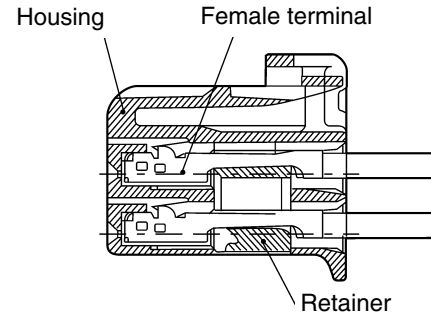
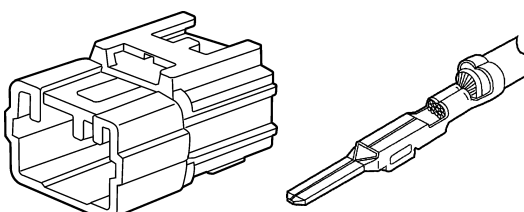
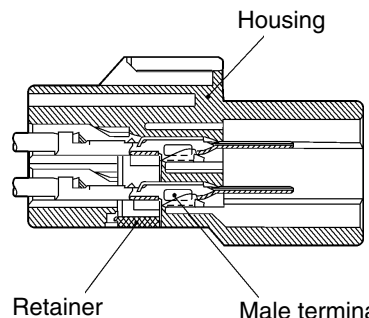
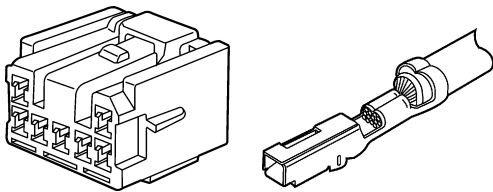
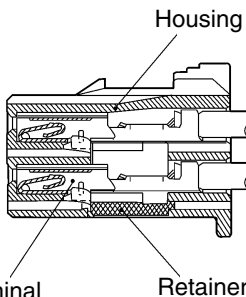
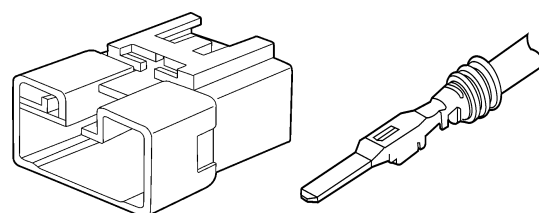
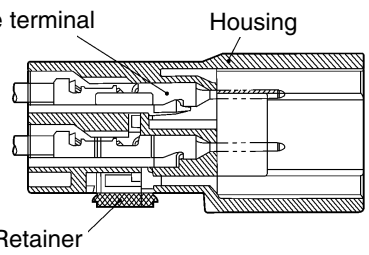
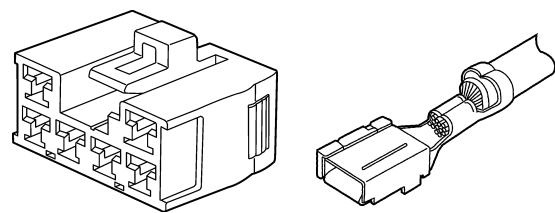
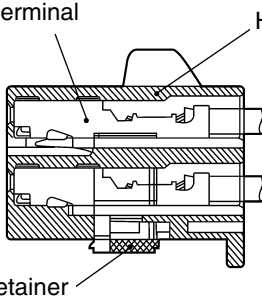
Connector series	Sample sketch of connectors and terminals	Cross section
040 (Multilock) 050 (CDR) 070 (Multilock) 040/070 (MX-5) JPT Waterproof JT MDK5 PLUS Waterproof	Female 	 <p>Female terminal</p> <p>Retainer</p> <p>Housing</p>
050 (SSD) Waterproof 070 (SDL-II) 050 (SSD) + 090 II HYBRID Waterproof 375 (L-TYPE) 375 Waterproof	Male 	 <p>Retainer</p> <p>Wire seal</p> <p>Housing</p> <p>Male terminal</p>
	Female 	 <p>Seal ring</p> <p>Housing</p> <p>Retainer</p> <p>Female terminal</p> <p>Wire seal</p>
025 (MX-7)	Female 	 <p>Housing</p> <p>Retainer</p> <p>Female terminal</p>
110DWP Waterproof 2- 4P M/P150 Waterproof M/P280 Waterproof	Female 	 <p>Female terminal</p> <p>Housing</p> <p>Retainer</p> <p>Seal ring</p> <p>Wire seal</p>

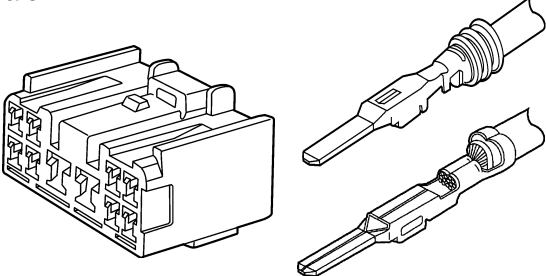
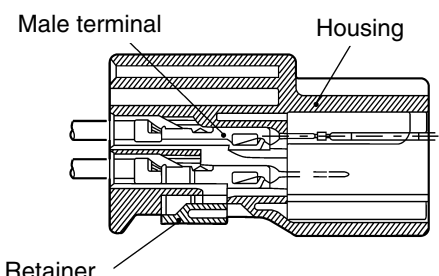
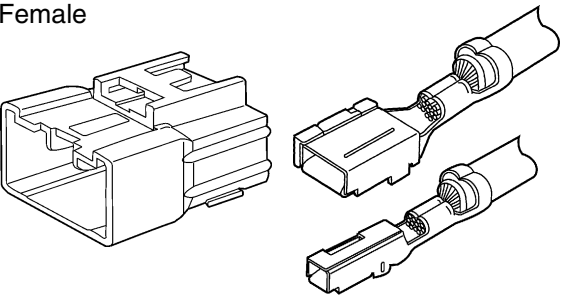
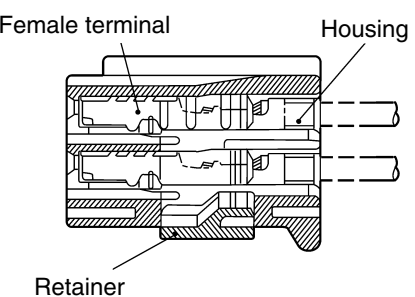
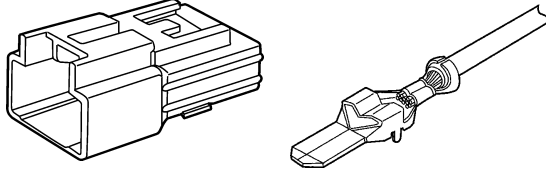
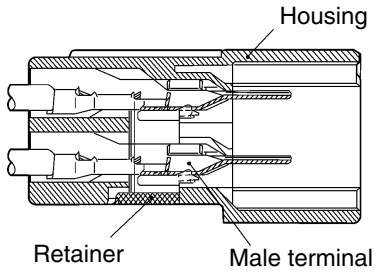
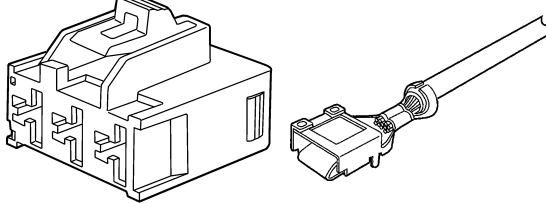
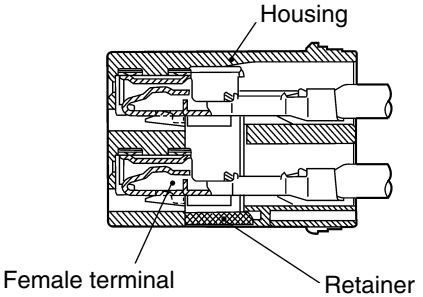
Connector series	Sample sketch of connectors and terminals	Cross section
110DWP Waterproof 6- 8P	Female 	
187 (MS) MU801342 MU801344	Female 	
040 (Multilock II)	Female 	
070 (Econoseal J) Waterproof 3P	Female 	

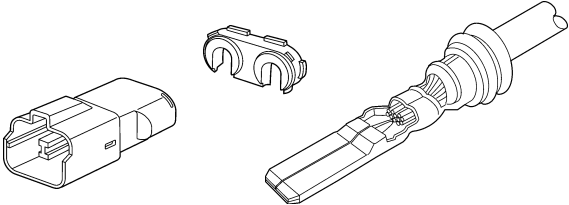
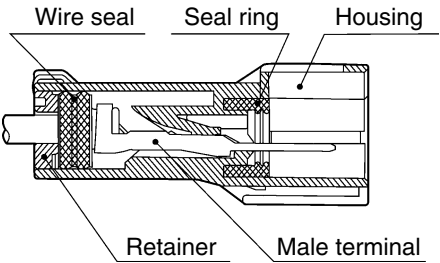
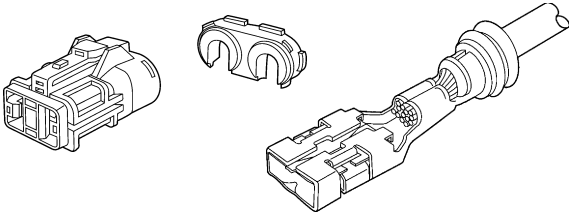
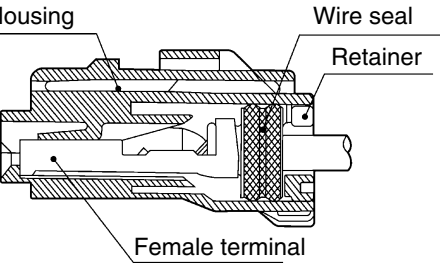
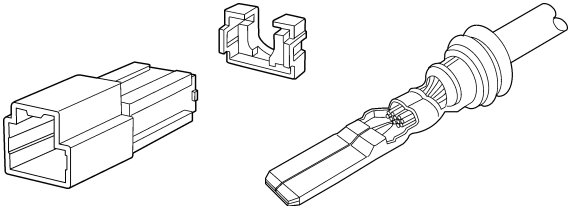
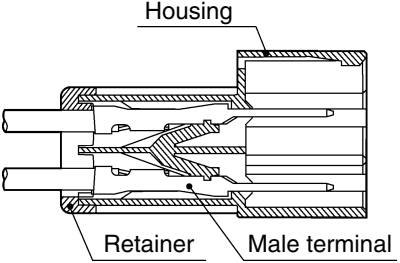
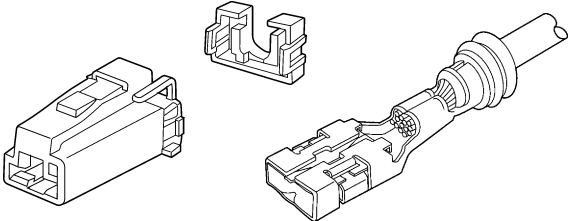
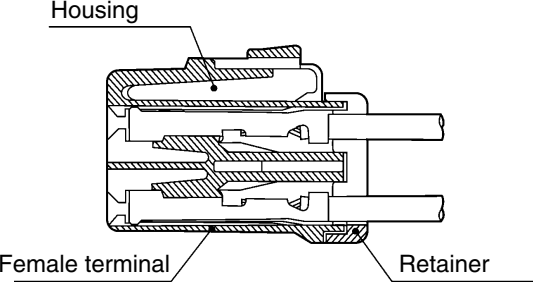
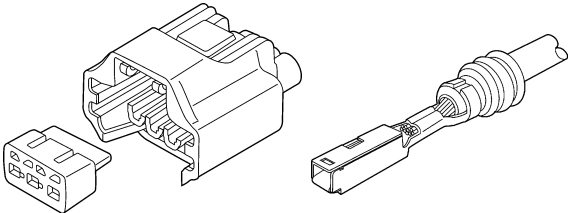
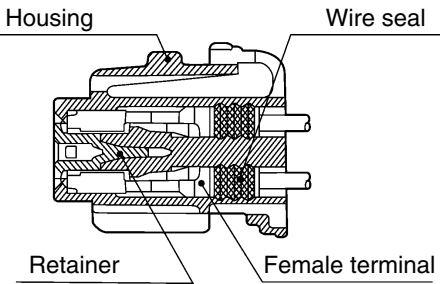
Connector series	Sample sketch of connectors and terminals	Cross section
040 (RK) Waterproof 060 (Z) Waterproof 090 (NMWP) Waterproof 090 (NDWP) Waterproof	Male 	 <p>Male terminal Wire seal Plug Housing Retainer</p>
	Female 	 <p>Seal ring Wire seal Female terminal Retainer Plug</p>
070 (Econoseal J) Waterproof 2P Senser 2P Waterproof	Female 	 <p>Retainer Housing Wire seal Female terminal Seal ring</p>
090 II Waterproof 1.5 Sys. Waterproof 6.3 Sys. Waterproof DCS1 Waterproof	Male 	 <p>Wire seal Male terminal Housing Retainer</p>
	Female 	 <p>Housing Female terminal Wire seal Retainer Seal ring</p>

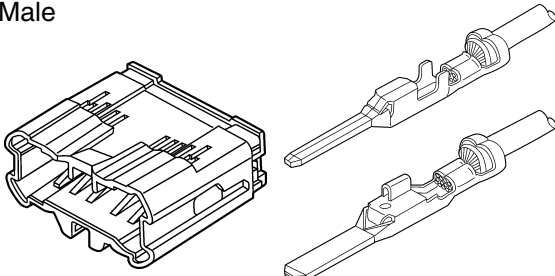
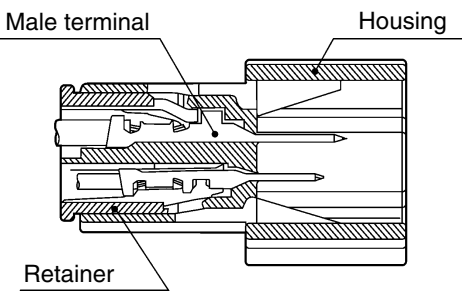
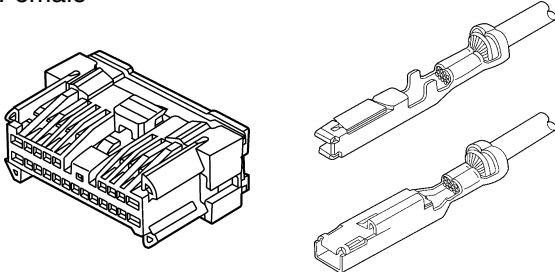
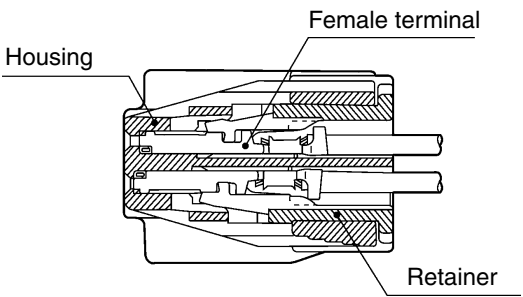
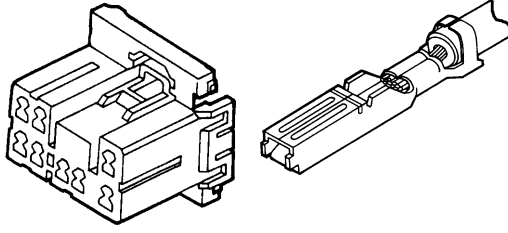
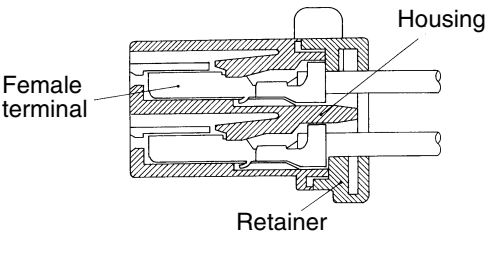
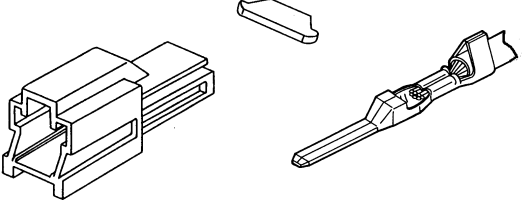
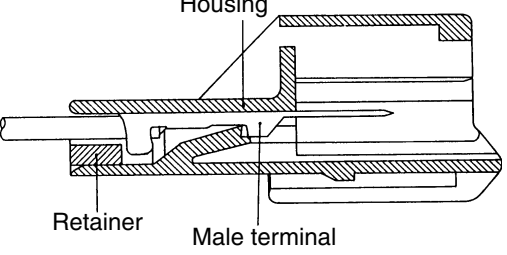
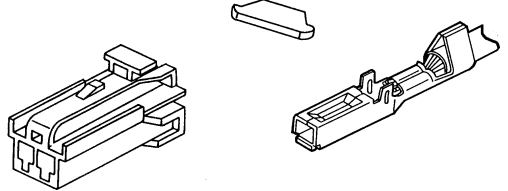
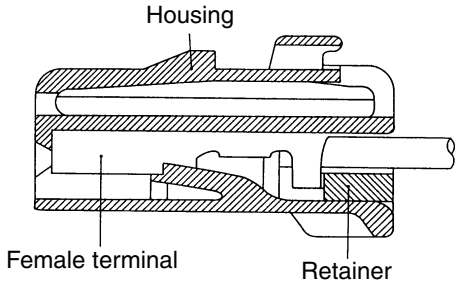
Connector series	Sample sketch of connectors and terminals	Cross section
040 (DL) Waterproof 050 (DEW) Waterproof 090 (DL) Waterproof	Male 	 <p>Wire seal Male terminal Housing Retainer Seal ring</p>
	Female 	 <p>Housing Wire seal Retainer Female terminal</p>
187 Waterproof	Male 	 <p>Wire seal Housing Retainer Male terminal</p>
	Female 	 <p>Seal ring Housing Wire seal Retainer Female terminal</p>

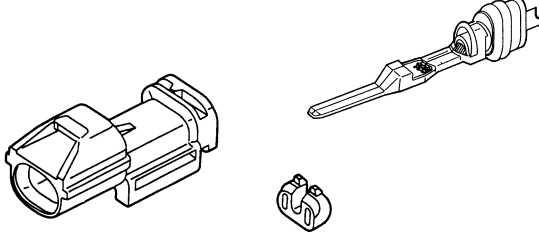
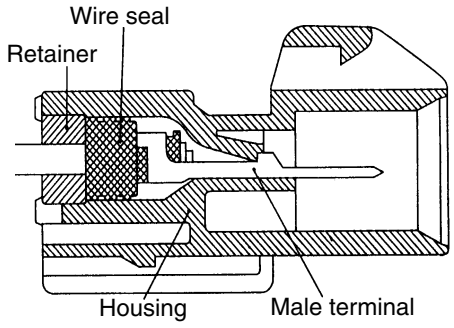
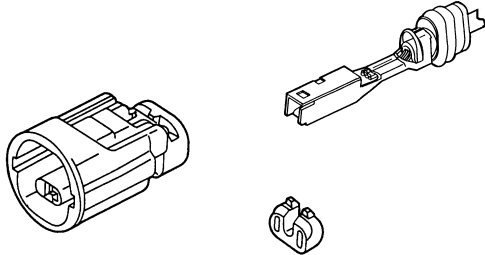
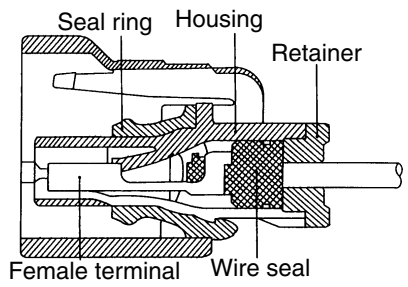
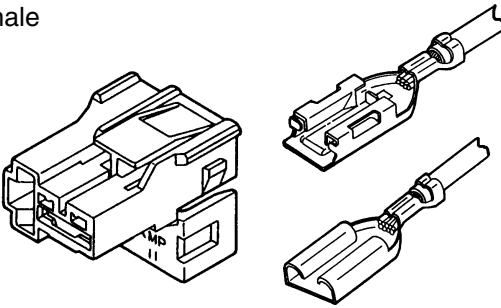
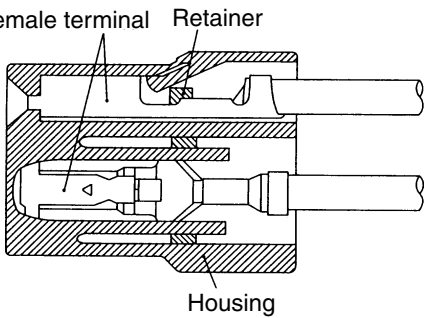
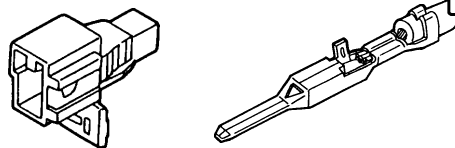
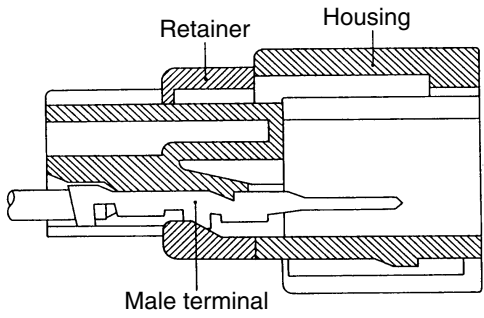
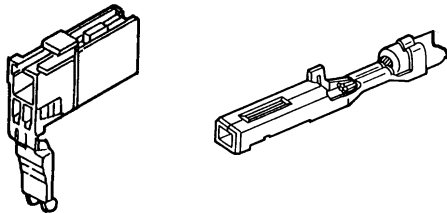
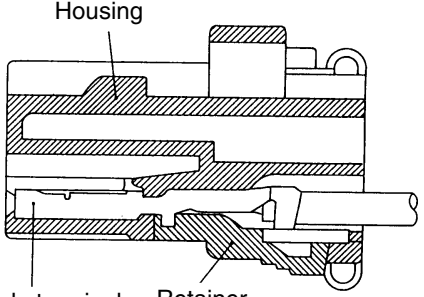
Connector series	Sample sketch of connectors and terminals	Cross section
090 II + 187 HYBRID Waterproof	Male 	 Wire seal Male terminal Retainer Housing
	Female 	 Male terminal Seal ring Wire seal Retainer Housing
187 + 312 HYBRID Waterproof	Female 	 Seal ring Housing Wire seal Retainer Female terminal
LIF (for ECU) For ABS	Female 	 Lever Female terminal Housing Retainer Seal ring
040/070 HYBRID CMC Waterproof 050 040 III + 090 II HYBRID	Female 	 Housing Retainer Female terminal

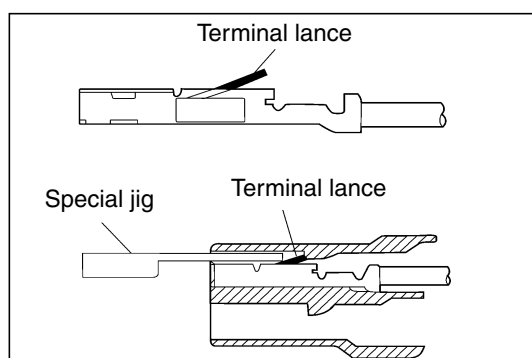
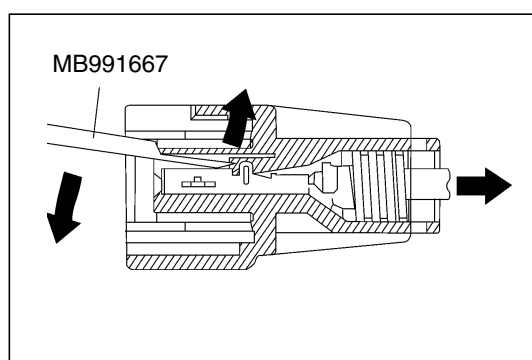
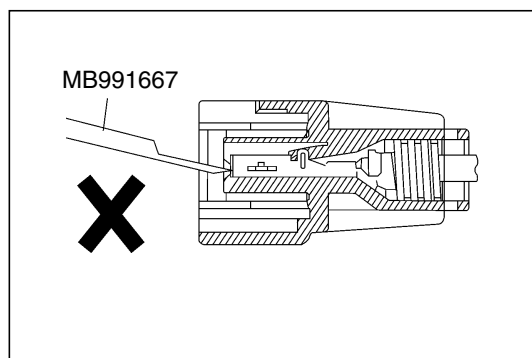
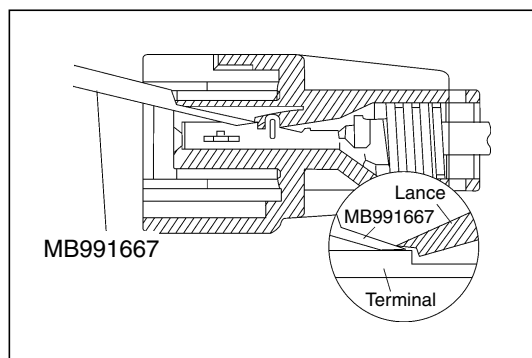
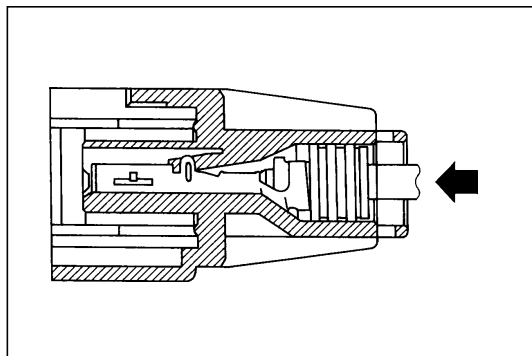
Connector series	Sample sketch of connectors and terminals	Cross section
040 III 040 II (Multilock) 050	Female 	 Housing Female terminal Retainer
090 II 090 (DL)	Male 	 Housing Retainer Male terminal
	Female 	 Housing Female terminal Retainer
187	Male 	 Male terminal Housing Retainer
	Female 	 Female terminal Housing Retainer

Connector series	Sample sketch of connectors and terminals	Cross section
090 II + 187 HYBRID	Male 	 Male terminal Housing Retainer
	Female 	 Female terminal Housing Retainer
312	Male 	 Housing Retainer Male terminal
	Female 	 Housing Female terminal Retainer

Connector series	Sample sketch of connectors and terminals	Cross section
375 Waterproof	Male 	 Wire seal Seal ring Housing Retainer Male terminal
	Female 	 Housing Wire seal Retainer Female terminal
375 (L-TYPE)	Male 	 Housing Retainer Male terminal
	Female 	 Housing Female terminal Retainer
040 (RK) Waterproof	Female 	 Housing Wire seal Retainer Female terminal

Connector series	Sample sketch of connectors and terminals	Cross section
040 + 090 (AR) HYBRID	Male 	
	Female 	
070 (Multilock)	Female 	
070 (SDL-II)	Male 	
	Female 	

Connector series	Sample sketch of connectors and terminals	Cross section
050 (SSD) Waterproof	Male 	
	Female 	
Positive lock Positive lock III	Female 	
050 (CDR)	Male 	
	Female 	



2. Removal

CAUTION

1. If any terminal becomes bent during removal, be sure to replace it with a new one.
2. Terminals can be removed using the special tool or a precision screwdriver. Whenever possible, however, they should be removed using the terminal releasing tools that are designed specially for them.

(1) Push the terminal forward to make it easier to unlock.

(2) Insert the special tool or a precision screwdriver into the special tool insertion hole. Slide the end of the tool along the top of the terminal until it touches the housing lance that locks the terminal in position.

CAUTION

Never insert special tools or precision screwdrivers into the terminal contacts. If you insert a tool into a terminal contact accidentally, replace the terminal with a new one.

(3) Use the special tool or precision screwdriver to pry the lance up, then remove the terminal. If the terminal will not come out smoothly, repeat the procedure from the beginning. Do not force the terminal out.

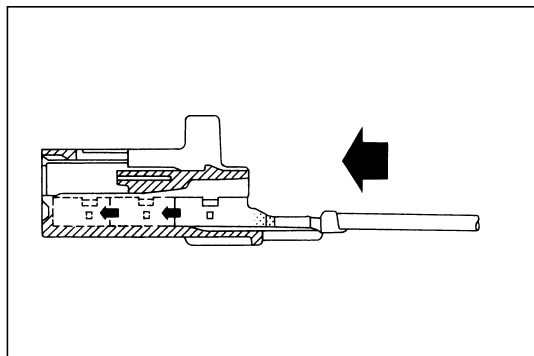
CAUTION

Be careful not to gouge the terminal when prying the lance up.

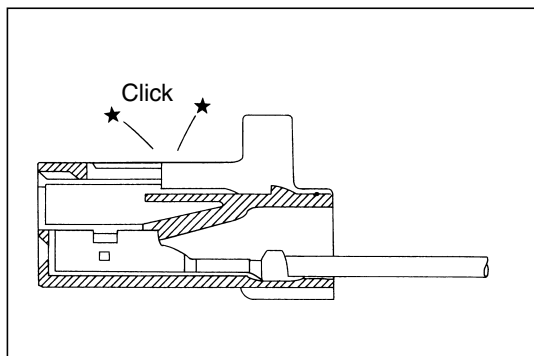
(4) When type-025 connectors, which have the lance on the terminal side rather than on the housing side, the lance can be pushed down by inserting a special jig (number ET-MX7-2, manufactured by Japan Aviation Electronics, Inc.).

3. Installation

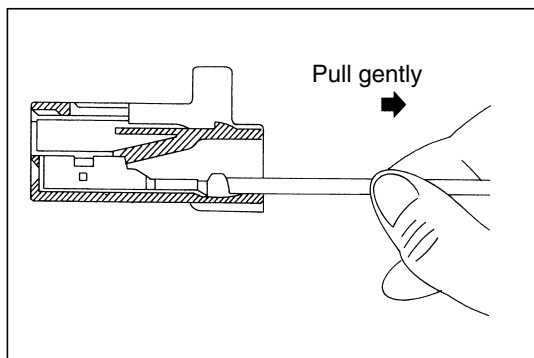
- (1) Insert the terminal from the rear of the housing.



- (2) Push the terminal in until it clicks into place.

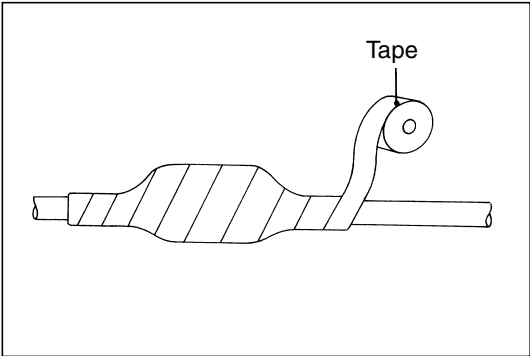
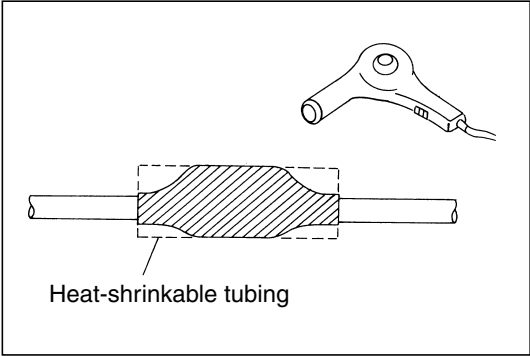
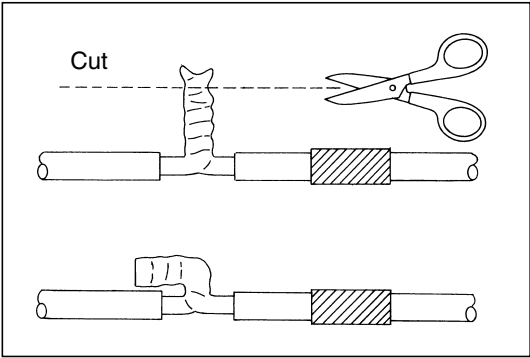
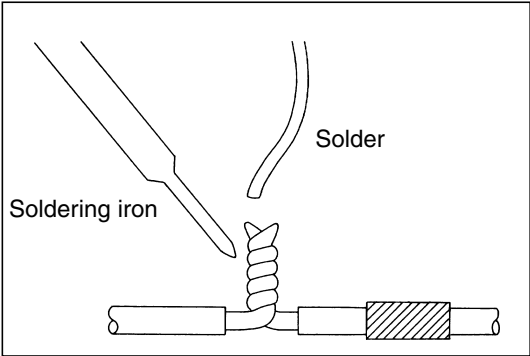
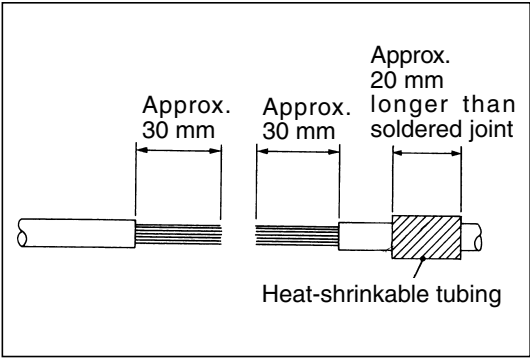


- (3) Give the wire a gentle pull to check that the terminal is securely installed.



CAUTION

If the terminal cannot be installed or comes out easily when the wire is pulled, it is likely that the terminal is upside down or that the lance or terminal is deformed. Identify the problem, then refit or replace the terminal as necessary.



REPAIR PROCEDURES

It is possible to join wires either by soldering them or by crimping them with a special tool.

1. Soldering

CAUTION

Be careful not to cut or damage any of the core strands when stripping off the insulation.

- (1) Slide a piece of heat-shrinkable tubing over one of the wires, then strip the plastic insulation off the ends of both wires.

Heat-shrinkable tubing	Applicable wire size (reference)
MB991677 (inside diameter 4.2 mm)	1.25 or smaller
MB991678 (inside diameter 5.7 mm)	2 or larger

CAUTION

Solder the wires as quickly as possible. If the soldering iron is applied for too long, the heat could damage nearby components.

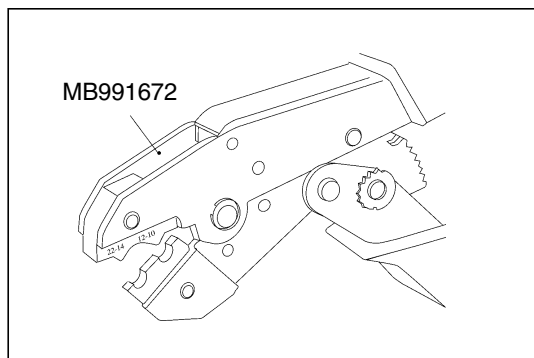
- (2) Twist together the conductors of the wires, then solder the twisted part.
- (3) Cut off the end of the soldered part with scissors, then cut off any protruding conductors. Next, bend the soldered part down alongside the wire.

- (4) Slide the heat-shrinkable tubing over the soldered part, then use a heat gun to heat it to approximately 100°C. The tubing will shrink onto the joint.

- (5) Wrap the heat-shrinkable tubing with tape.

NOTE

For details of tape wrapping, refer to P.1-27.



2. Crimping

- (1) Choose the appropriate crimp terminal (splice) and crimping cavity from the tables below.

The special tool has two crimping cavities, and crimp terminals are available in three sizes. The crimping cavity and crimp terminal size are selected in accordance with the wires to be crimped.

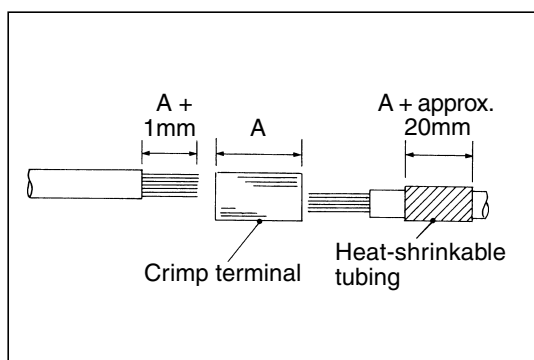
<Wire Combinations and Applicable Crimp Terminals>

Wire size	0.3	0.5	0.85	1.25	2	3	5
0.3	P-1.25	P-1.25	P-2	P-2	P-2	P-5.5	P-5.5
0.5	P-1.25	P-1.25	P-2	P-2	P-2	P-5.5	P-5.5
0.85	P-2	P-2	P-2	P-2	P-2	P-5.5	P-5.5
1.25	P-2	P-2	P-2	P-5.5	P-5.5	P-5.5	P-5.5
2	P-2	P-2	P-5.5	P-5.5	P-5.5	P-5.5	X
3	P-5.5	P-5.5	P-5.5	P-5.5	P-5.5	X	X
5	P-5.5	P-5.5	P-5.5	P-5.5	X	X	X

Crimp terminal		Crimping cavity of special tool	Dimensions A (mm)
Name	Part No.		
P-1.25	MB991673	22-14	8.0
P-2	MB991674		
P-5.5	MB991675	12-10	8.5

CAUTION

If the special tool is used frequently or incorrectly, its crimping cavities will rapidly become worn. The tool's crimping performance should be checked periodically in accordance with the applicable industrial standard (JIS C2805 or equivalent).

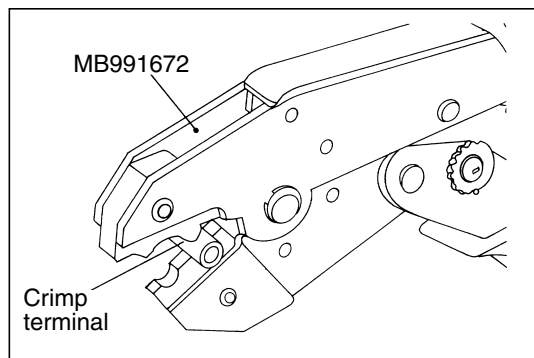


- (2) Slide a piece of heat-shrinkable tubing over one of the wires, then strip the plastic insulation off the ends of both wires.

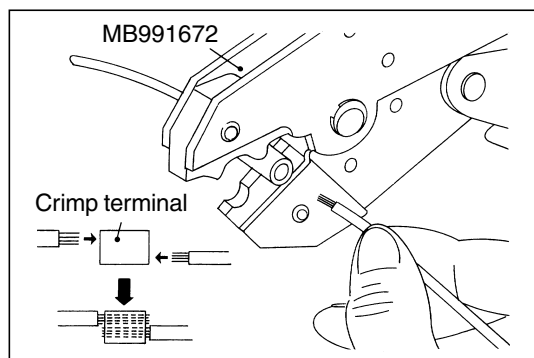
Heat-shrinkable tubing	Applicable wire size (reference)
MB991677 (inside diameter 4.2 mm)	1.25 or smaller
MB991678 (inside diameter 5.7 mm)	2 or larger

CAUTION

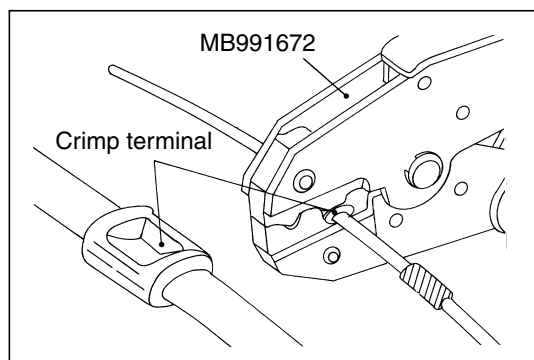
Be careful not to cut or damage any of the core strands when stripping off the insulation.



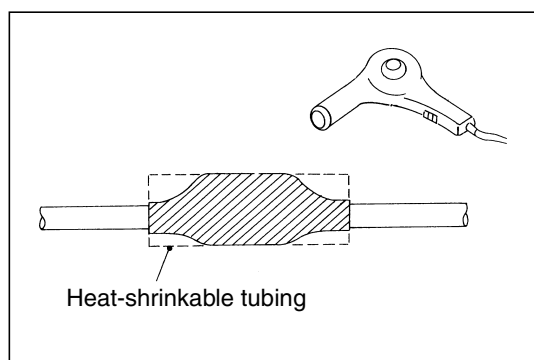
- (3) Open the jaws of the special tool to a sufficient width.
- (4) Place the crimp terminal in the crimping cavity of the special tool, then gradually close the handles until the terminal is held securely.



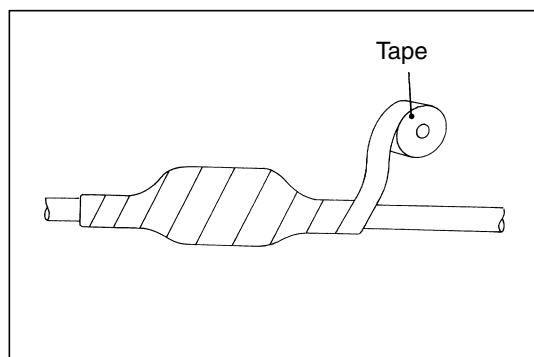
- (5) Insert the wires to be joined into the terminal, one from each end, up to the plastic insulation so that the stripped conductors overlap inside the terminal.



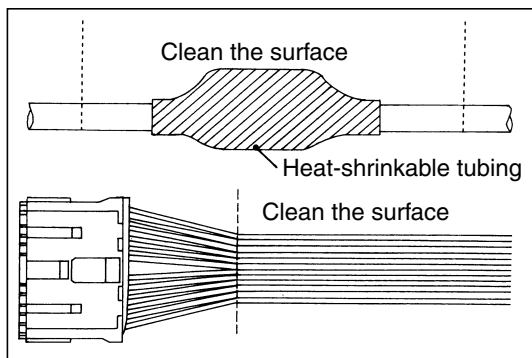
- (6) Fully close the handles of the special tool. The handles will then come open again and the crimping operation will be complete.



- (7) Give the wires a gentle pull to check that they are securely crimped. Then, slide the heat-shrinkable tubing over the joint and use a heat gun to heat it to approximately 100°C. The tubing will shrink onto the joint.



- (8) Wrap the heat-shrinkable tubing with tape.
- NOTE**
For details of tape wrapping, refer to P.1-27.



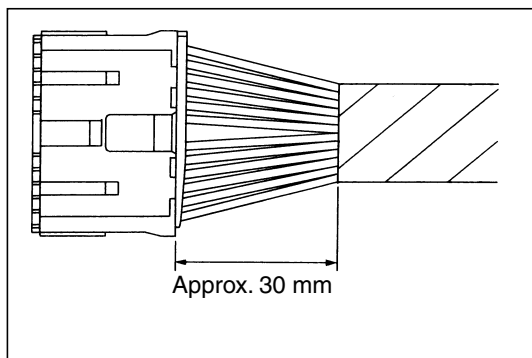
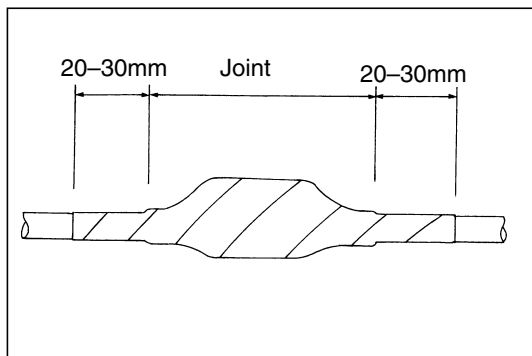
3. Wrapping with Tape

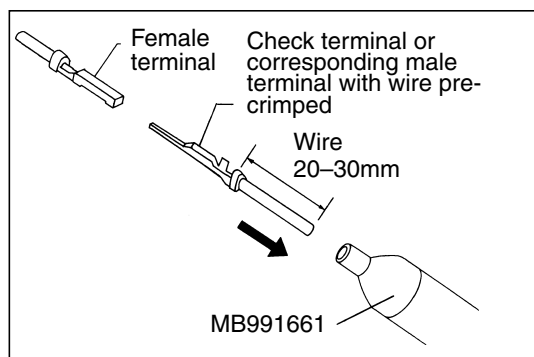
CAUTION

Stick the ends of the tape securely so that they will not peel off later.

Make sure the tape overlaps itself as it is wound.

- (1) Make sure the area to be wrapped is free of moisture, grease, and dirt.
- (2) With a soldered or crimped joint, the tape should be wrapped 20 to 30 mm beyond the ends of the heat-shrinkable tubing.
- (3) When wrapping two or more wires together, start wrapping approximately 30 mm from the connector housing.





4. Checking the Contact Force (Extraction Force)

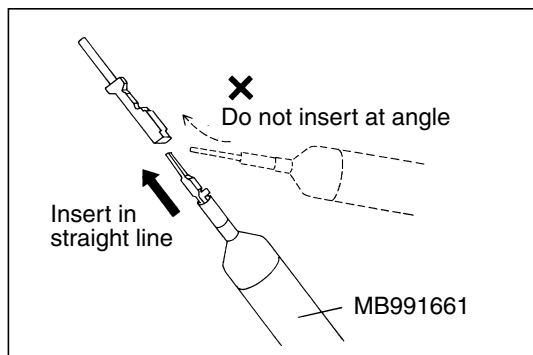
- (1) Select a check terminal or male terminal with wire pre-crimped that corresponds to the female terminal whose contact force (extraction force) is to be checked, and insert it into the special tool from the wire side.

Series of connector		Checking terminal	
		Check terminal (Part No.)	Wire pre-crimped male terminal (Part No.)
1	025 (MX-7), MQS	Check terminal for 025 (MB991662)	—
2	040 Multilock II, 040 III, 040 II (Multilock), 040 + 090 (RK) Waterproof (040 side), 040 (DL) Waterproof	Check terminal for 040 (MB991663)	—
3	070 (SDL-II) 070 (Multilock) 070 (Econoseal J) Waterproof 060 (Z) Waterproof	Check terminal for 070 (MB991664)	—
4	090 II, 090 II Waterproof, 090 (DL), 090 (DL) Waterproof, 090 (NMWP) Waterproof 090 (NDWP) Waterproof Diag, MU803796 040 + 090 (RK) Waterproof (090 side)	—	090 II Male terminal (MU800523/545) 090 II Waterproof male terminal (MU800553/555) 090 (DL) Waterproof male terminal (MU800532/549) 090 (NMWP) Waterproof male terminal (MU800631) 090 II Waterproof (Special) male terminal (MU800642)
5	187, 187 (MS), 187 Waterproof	—	187 Male terminal (MU800525) 187 Waterproof male terminal (MU800535)
6	312	—	312 Male terminal (MU800527)
7	LIF (for ECU), 050, 050 (CDR) 050 (SSD) Waterproof 050 (DEW) Waterproof	—	050 Male terminal (MU800634) 050 (SSD) Waterproof male terminal (MU800639)
8	DWP Waterproof, 110 F/F JPT, JPT Waterproof, JT MDK5 Plus Waterproof M/P280, M/P280 Waterproof Sigma 2 Waterproof (L cavity) DCS1 2.8 Waterproof BSK 2.8 Waterproof	Check terminal for DWP (MB991665)	—
9	050, 050 (CDR) 050 (SSD) + 090 II HYBRID Waterproof 050 (DEW) Waterproof	—	050 side: Same as 7 090 side: Same as 4
10	090 II + 187 HYBRID 090 II + 187 HYBRID Waterproof	—	090 side: Same as 4 187 side: Same as 5
11	187 + 312 HYBRID Waterproof	—	187 side: Same as 5 312 side: Same as 6
12	040/070 HYBRID 040/070 (MX-5)	040 side: Same as 2 070 side: Same as 3	—
13	040 + 090 (AR) HYBRID 040 III + 090 II HYBRID	040 side: Same as 2 090 side: Same as 4	—
14	070 (SDL-II)	—	070 (SDL-II) Male terminal (MU800645)

CAUTION

1. To check a gold-plated terminal, fit the special tool jaws that are designed specially for that purpose.
2. Male terminals and check terminals should be replaced with new ones after being used

- approximately 10 times.
3. When checking terminal 025 (MX-7), use the weight of the special tool for gold (Au) plating regardless that the terminal is made of tin or gold plating.



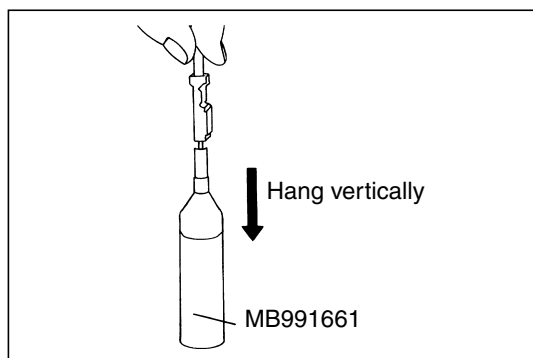
- (2) Check that both contact surfaces are clean and straight, then insert the special tool into the female terminal without twisting it.

CAUTION

Do not tilt the female terminal after the special tool has been inserted.

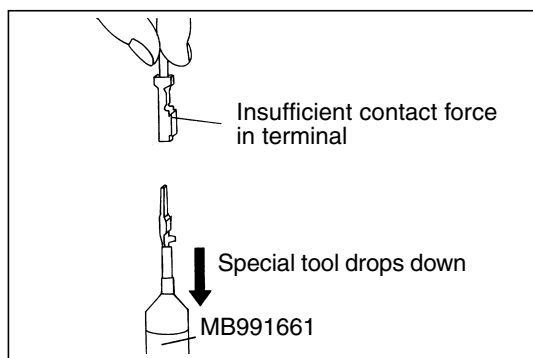
NOTE

If the terminal contact is too tight, replace the female terminal.



- (3) Hold the female terminal and let the special tool hang down. Check whether the special tool drops to the ground under its own weight.

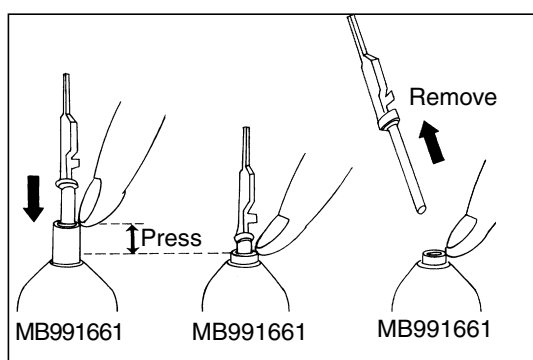
If the special tool does not drop, the required contact force (extraction force) meets minimal requirements.



- (4) If the special tool drops to the ground, the required contact force (extraction force) has probably not been achieved; replace the terminal with a new one.

CAUTION

Be ready to catch the special tool if it drops. The male terminal with wire pre-crimped or check terminal may be damaged if the special tool drops all the way to the ground.


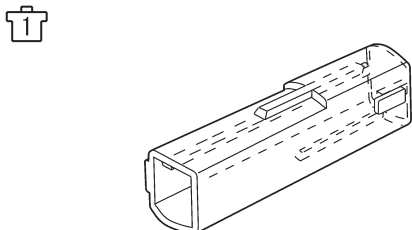

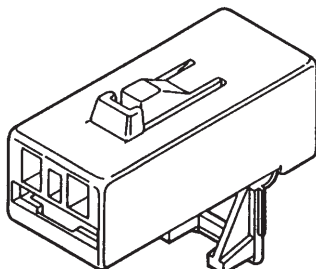

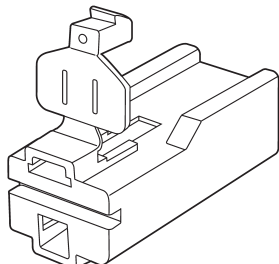

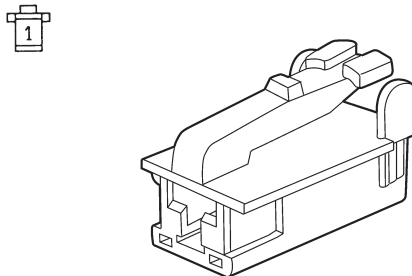

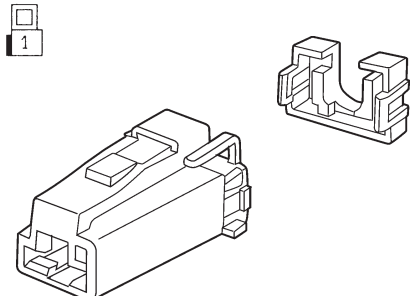


- (5) Press down the end of the special tool to remove the male terminal with wire pre-crimped or check terminal.

2 SUPPLIED PARTS LIST

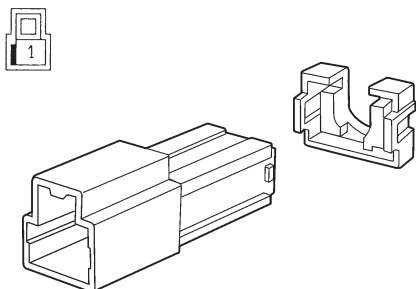
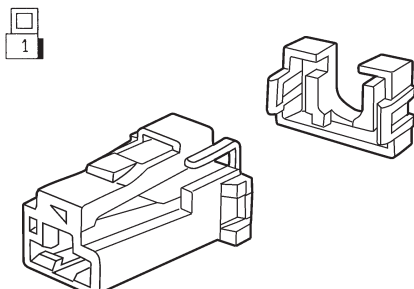
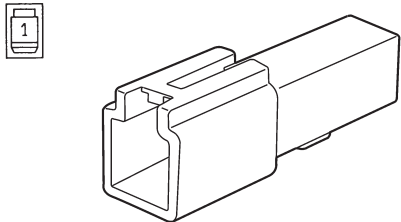
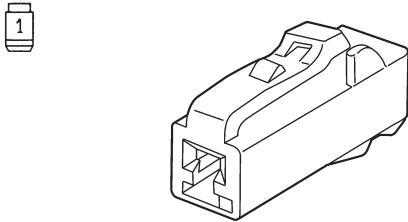
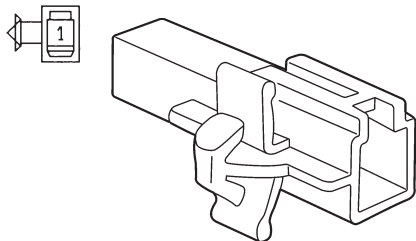
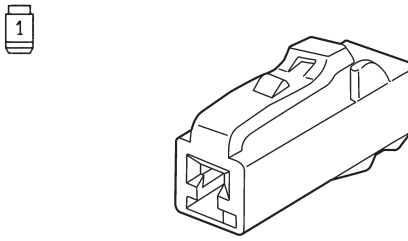

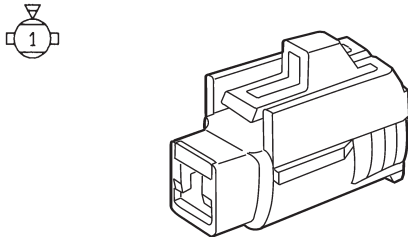
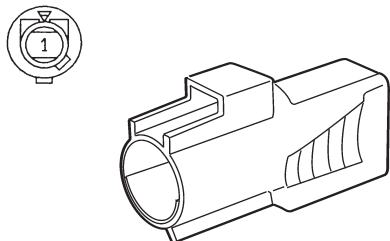
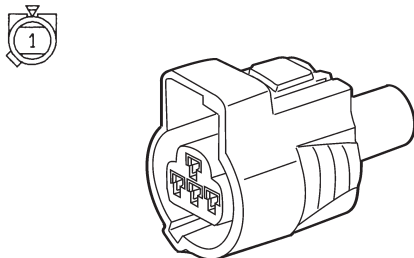
1 POSITION HOUSING	2-2
2 POSITION HOUSING	2-6
3 POSITION HOUSING	2-21
4 POSITION HOUSING	2-28
5 POSITION HOUSING	2-35
6 POSITION HOUSING	2-38
7 POSITION HOUSING	2-44
8 POSITION HOUSING	2-45
9 POSITION HOUSING	2-49
10 POSITION HOUSING	2-50
11 POSITION HOUSING	2-52
12 POSITION HOUSING	2-53
13, 14, 15 POSITION HOUSING.....	2-56
16, 17 POSITION HOUSING	2-58
18, 19, 20, 22 POSITION HOUSING.....	2-60
24, 26, 27 POSITION HOUSING.....	2-64
28, 29, 30, 31, 32, 34, 35, 48 POSITION HOUSING	2-66
TERMINAL	2-69
PLUG	2-83
TOOLS AND OTHER SUPPLIED PARTS	2-85

1 POSITION HOUSING

Male	Female		
		Part No.	Female MU801002
		Name	090
		Applicable terminal	Female MB992026
		Applicable plug	—
		Double-lock retainer style	—
Supply unit	Pack (1 set)		
		Part No.	Female MU801211
		Name	Positive lock
		Applicable terminal	Female MU800658
		Applicable plug	—
		Double-lock retainer style	Back-style retainer (Type F)
Supply unit	Pack (1 set)		
		Part No.	Female MU801215
		Name	POSITIVE LOCK
		Applicable terminal	MU800595
		Applicable plug	—
		Double-lock retainer style	Side-style retainer (type F)
Supply unit	Pack (1 set)		
		Part No.	Male MU801361 Female MU801362
		Name	187
		Applicable terminal	Male MU800525 Female MU800526
		Applicable plug	—
		Double-lock retainer style	Side-style retainer (Type F)
Supply unit	Pack (1 set)		
		Part No.	Male MU801401 Female MU801402
		Name	375 (L-TYPE)
		Applicable terminal	Male MU800574 Female MU800575
		Applicable plug	—
		Double-lock retainer style	Back-style retainer (Type 8)
Supply unit	Pack (1 set)		

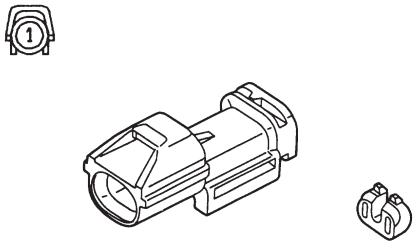
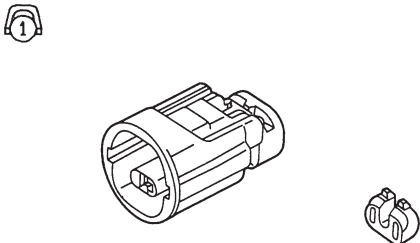
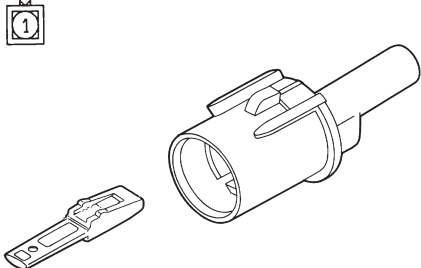
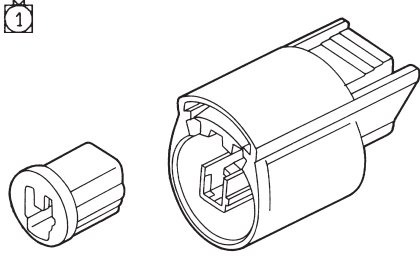
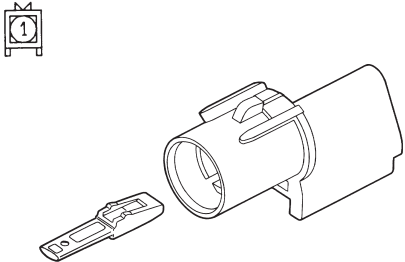

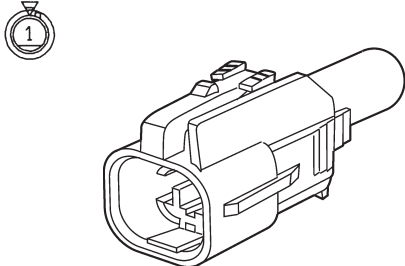
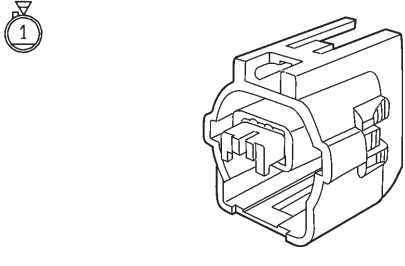
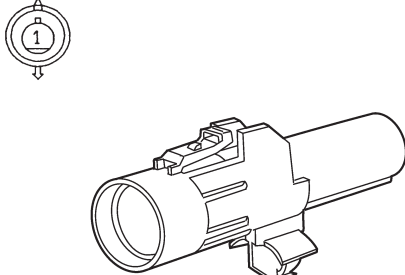
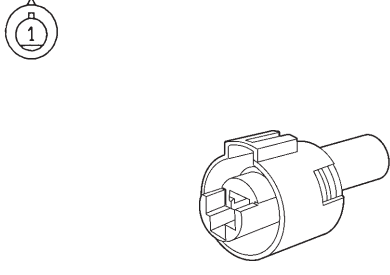
NOTES

- (1) See P. 1-6 for removal and mounting of double-lock retainers.
- (2) Housing and retainer colours are not the same as those of the actual vehicles.

Male	Female		
<div></div>	<div></div>	Part No.	Male MU801403 Female MU801404
		Name	375 (L-TYPE)
		Applicable terminal	Male MU800574 Female MU800575
		Applicable plug	—
		Double-lock retainer style	Back-style retainer (Type B)
		Supply unit	Pack (1 set)
<div></div>	<div></div>	Part No.	Male MU801665 Female MU801666
		Name	090 II
		Applicable terminal	Male MU800523 (Tin plated) Male MU800545 (Gold plated) Female MU800524 (Tin plated) Female MU800546 (Gold plated)
		Applicable plug	—
		Double-lock retainer style	Side-style retainer (Type F)
		Supply unit	Pack (1 set)
<div></div>	<div></div>	Part No.	Male MU801667 Female MU801666
		Name	090 II
		Applicable terminal	Male MU800523 (Tin plated) Male MU800545 (Gold plated) Female MU800524 (Tin plated) Female MU800546 (Gold plated)
		Applicable plug	—
		Double-lock retainer style	Side-style retainer (Type F)
		Supply unit	Pack (1 set)
<div></div>	<div></div>	Part No.	Female MU802220
		Name	187 Waterproof
		Applicable terminal	Male MU800535 Female MU800536
		Applicable plug	MU800537
		Double-lock retainer style	Front-style retainer (Type E)
		Supply unit	Pack (1 set)
<div></div>	<div></div>	Part No.	Male MU802221 Female MU802222
		Name	187 Waterproof
		Applicable terminal	Male MU800535 Female MU800536
		Applicable plug	MU800537
		Double-lock retainer style	Front-style retainer (Type E)
		Supply unit	Pack (1 set)


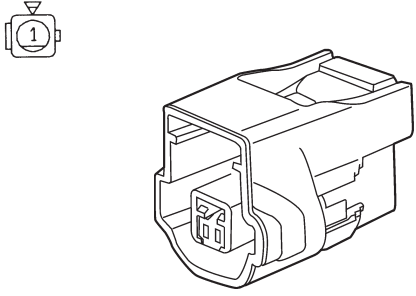

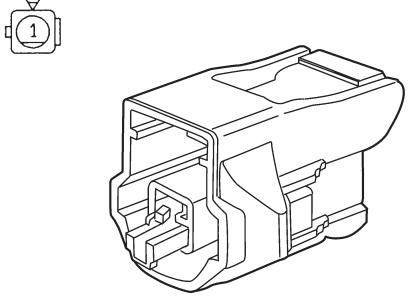

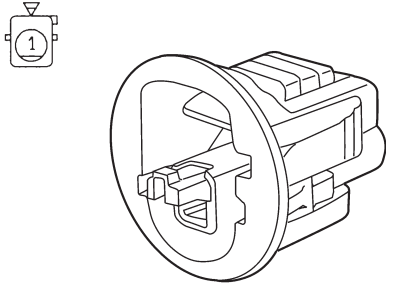

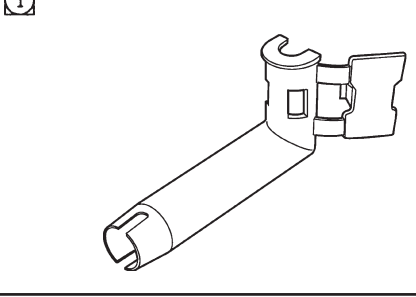

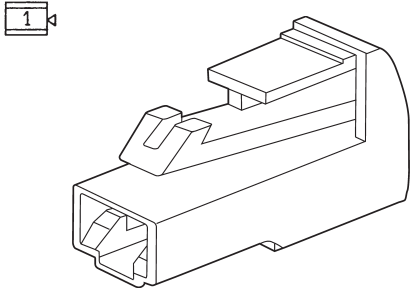
NOTES

- (1) See P. 1-6 for removal and mounting of double-lock retainers.
- (2) Housing and retainer colours are not the same as those of the actual vehicles.

Male	Female		
		Part No.	Male MU802331 Female MU802332
		Name	050 (SSD) Waterproof
		Applicable terminal	Male MU800639 Female MU800640
		Applicable plug	MU800641
		Double-lock retainer style	Back-style retainer (Type B)
		Supply unit	Pack (1 set)
		Part No.	Male MU802653 Female MU802654
		Name	090 (NMWP) Waterproof
		Applicable terminal	Male MU800631 Female MU800632
		Applicable plug	MU800633
		Double-lock retainer style	Front-style retainer (Type D)
		Supply unit	Pack (1 set)
		Part No.	Male MU802655
		Name	090 (NMWP) Waterproof
		Applicable terminal	Male MU800631
		Applicable plug	MU800633
		Double-lock retainer style	Front-style retainer (Type D)
		Supply unit	Pack (1 set)
		Part No.	Male MU802761 Female MU802762
		Name	090 II Waterproof
		Applicable terminal	Male MU800553 (Tin plated) Male MU800555 (Gold plated) Female MU800554 (Tin plated) Female MU800556 (Gold plated)
		Applicable plug	MU800534
		Double-lock retainer style	Front-style retainer (Type E)
		Supply unit	Pack (1 set)
		Part No.	Male MU802763 Female MU802764
		Name	090 II Waterproof
		Applicable terminal	Male MU800553 (Tin plated) Male MU800555 (Gold plated) Female MU800554 (Tin plated) Female MU800556 (Gold plated)
		Applicable plug	MU800534
		Double-lock retainer style	Front-style retainer (Type E)
		Supply unit	Pack (1 set)



NOTES

- (1) See P. 1-6 for removal and mounting of double-lock retainers.
- (2) Housing and retainer colours are not the same as those of the actual vehicles.



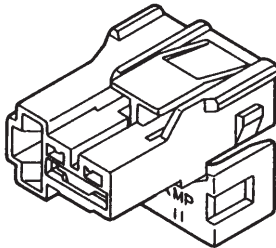
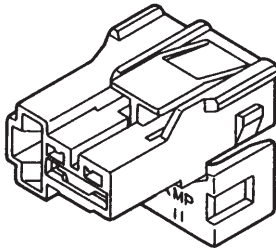


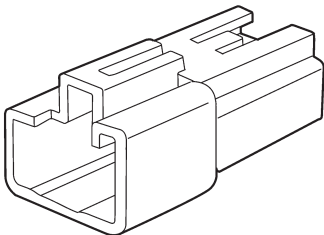


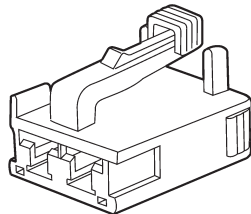


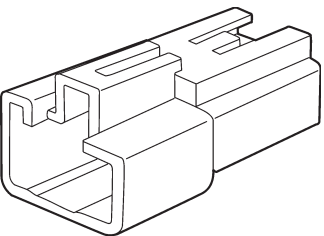


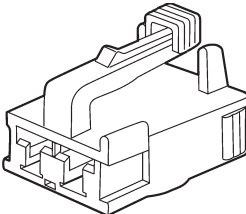


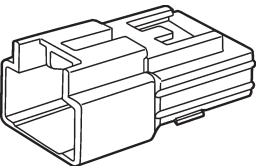


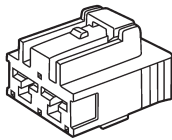
Male	Female		
		Part No.	Female MU802765
		Name	090 II Waterproof
		Applicable terminal	Female MU800554 (Tin plated) Female MU800556 (Gold plated)
		Applicable plug	MU800534
		Double-lock retainer style	Front-style retainer (Type E)
		Supply unit	Pack (1 set)
		Part No.	Female MU802766
		Name	090 II Waterproof
		Applicable terminal	Female MU800554 (Tin plated) Female MU800556 (Gold plated)
		Applicable plug	MU800534
		Double-lock retainer style	Front-style rainer (Type E)
		Supply unit	Pack (1 set)
		Part No.	Female MU802767
		Name	090 II Waterproof
		Applicable terminal	Female MU800554 (Tin plated) Female MU800556 (Gold plated)
		Applicable plug	MU800534
		Double-lock retainer style	Front-style retainer (Type E)
		Supply unit	Pack (1 set)
		Part No.	Female MU802803
		Name	Glow Plug Waterproof
		Applicable terminal	Female MU802893
		Applicable plug	–
		Double-lock retainer style	–
		Supply unit	Pack (1 set)
		Part No.	Male MB286501 Female MB286502
		Name	250 (CN) Housing Lance
		Applicable terminal	Male MU800586 Female MU800587
		Applicable plug	–
		Double-lock retainer style	–
		Supply unit	Pack (1 set)

NOTES

- (1) See P. 1-6 for removal and mounting of double-lock retainers.
- (2) Housing and retainer colours are not the same as those of the actual vehicles.


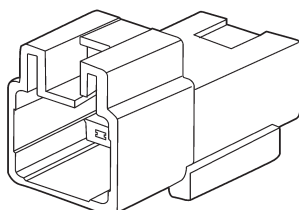

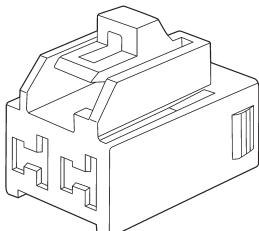

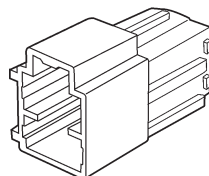
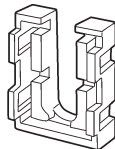

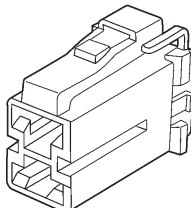
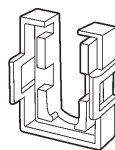

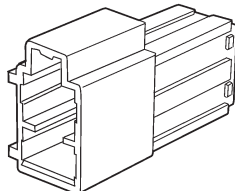


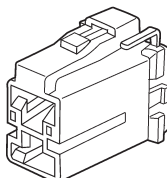
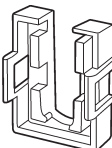

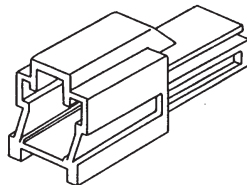


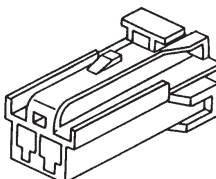
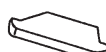

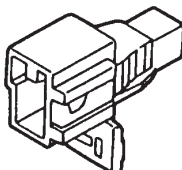

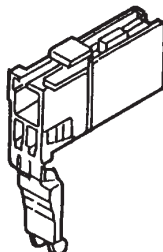
Male	Female	Part No.	Female MS800321
		Name	φ5 SHUR-PLUG
		Applicable terminal	Male MU800594
		Applicable plug	—
		Double-lock retainer style	—
		Supply unit	Pack (1 set)

2 POSITION HOUSING

Male	Female			
  		Part No.	Female MU801212	
		Name	Positive lock	
		Applicable terminal	Female MU800658 Female MU800659	
		Applicable plug	—	
		Double-lock retainer style	Back-style retainer (Type A)	
		Supply unit	Pack (1 set)	
  	  	Part No.	Male MU801323 Female MU801324	
		Name	187	
		Applicable terminal	Male MU800525 Female MU800526	
		Applicable plug	—	
		Double-lock retainer style	Side-style retainer (Type F)	
		Supply unit	Pack (1 set)	
  	  	Part No.	Male MU801325 Female MU801326	
		Name	187	
		Applicable terminal	Male MU800525 Female MU800526	
		Applicable plug	—	
		Double-lock retainer style	Side-style retainer (Type F)	
		Supply unit	Pack (1 set)	
  	  	Part No.	Male MU801377 Female MU801379	
		Name	312	
		Applicable terminal	Male MU800527 Female MU800528	
		Applicable plug	—	
		Double-lock retainer style	Side-style retainer (Type F)	
		Supply unit	Pack (1 set)	


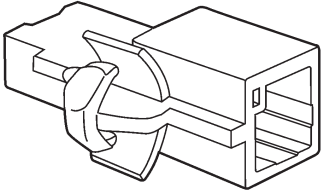

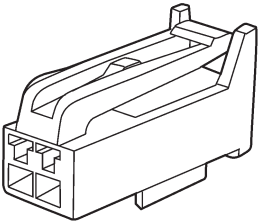

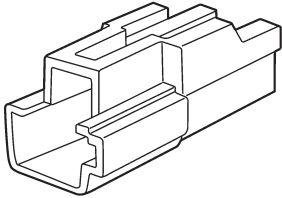

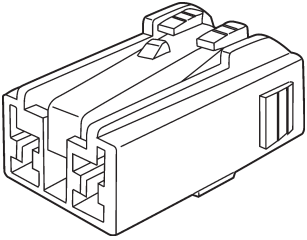

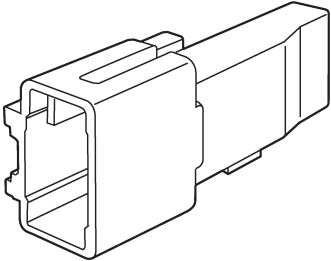

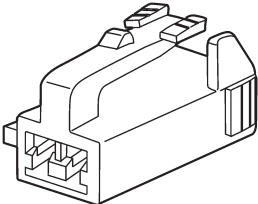

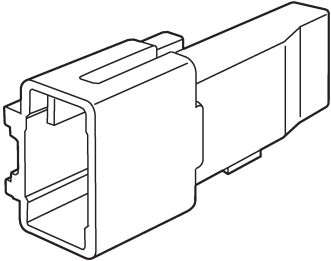

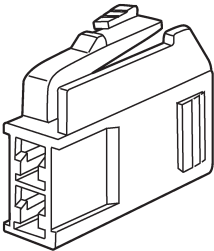

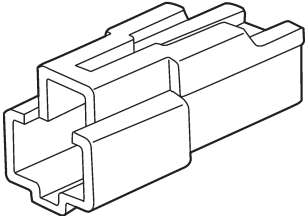

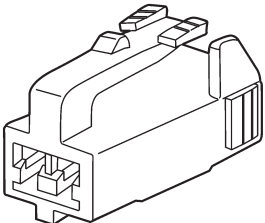
NOTES

- (1) See P. 1-6 for removal and mounting of double-lock retainers.
- (2) Housing and retainer colours are not the same as those of the actual vehicles.

Male		Female			
<div></div> <div></div>		<div></div> <div></div>		Part No.	Male MU801382 Female MU801378
				Name	312
				Applicable terminal	Male MU800527 Female MU800528
				Applicable plug	—
				Double-lock retainer style	Side-style retainer (Type F)
		Supply unit	Pack (1 set)		
<div></div> <div></div> <div></div>		<div></div> <div></div> <div></div>		Part No.	Male MU801405 Female MU801406
				Name	375 (L-TYPE)
				Applicable terminal	Male MU800574 Female MU800575
				Applicable plug	—
				Double-lock retainer style	Back-style retainer (Type B)
		Supply unit	Pack (1 set)		
<div></div> <div></div> <div></div>		<div></div> <div></div> <div></div>		Part No.	Male MU801413 Female MU801414
				Name	375 (L-TYPE)
				Applicable terminal	Male MU800574 Female MU800575
				Applicable plug	—
				Double-lock retainer style	Back-style retainer (Type B)
		Supply unit	Pack (1 set)		
<div></div> <div></div> <div></div>		<div></div> <div></div> <div></div>		Part No.	Male MU801441 Female MU801442
				Name	070 (SDL-II)
				Applicable terminal	Male MU800645 Female MU800646
				Applicable plug	—
				Double-lock retainer style	Back-style retainer (Type B)
		Supply unit	Pack (1 set)		
<div></div> <div></div>		<div></div> <div></div>		Part No.	Male MU801541 Female MU801542
				Name	050 (CDR)
				Applicable terminal	Male MU800634 Female MU800635
				Applicable plug	—
				Double-lock retainer style	Back-style retainer (Type A)
		Supply unit	Pack (1 set)		


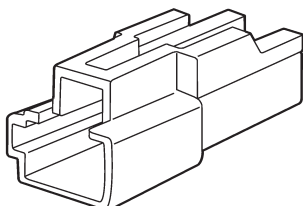

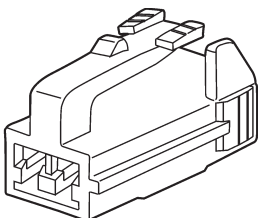

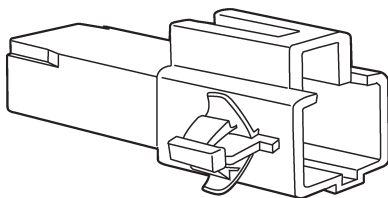

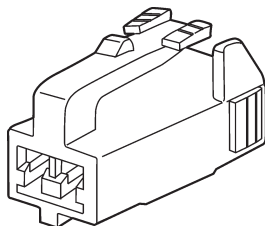

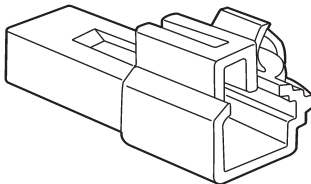

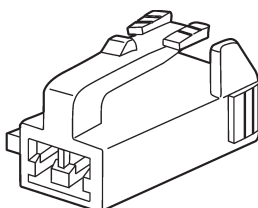
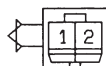
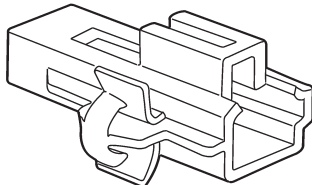

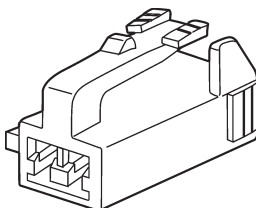

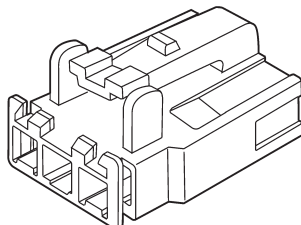
NOTES

- (1) See P. 1-6 for removal and mounting of double-lock retainers.
- (2) Housing and retainer colours are not the same as those of the actual vehicles.

Male	Female		
 	 	Part No.	Male MU801565 Female MU801568
		Name	040 III
		Applicable terminal	Male MB992031 (Tin plated) Male MB992032 (Gold plated) Female MU800522 (Tin plated) Female MU800655 (Gold plated)
		Applicable plug	–
		Double-lock retainer style	Side-style retainer (Type F)
		Supply unit	Pack (1 set)
 	 	Part No.	Female MU801668
		Name	090 II
		Applicable terminal	Female MU800524 (Tin plated) Female MU800546 (Gold plated)
		Applicable plug	–
		Double-lock retainer style	Side-style retainer (Type F)
		Supply unit	Pack (1 set)
 	 	Part No.	Male MU801669 Female MU801670
		Name	090 II
		Applicable terminal	Male MU800523 (Tin plated) Male MU800545 (Gold plated) Female MU800524 (Tin plated) Female MU800546 (Gold plated)
		Applicable plug	–
		Double-lock retainer style	Side-style retainer (Type F)
		Supply unit	Pack (1 set)
 	 	Part No.	Male MU801671 Female MU801672
		Name	090 II
		Applicable terminal	Male MU800523 (Tin plated) Male MU800545 (Gold plated) Female MU800524 (Tin plated) Female MU800546 (Gold plated)
		Applicable plug	–
		Double-lock retainer style	Side-style retainer (Type F)
		Supply unit	Pack (1 set)
 	 	Part No.	Male MU801673 Female MU801674
		Name	090 II
		Applicable terminal	Male MU800523 (Tin plated) Male MU800545 (Gold plated) Female MU800524 (Tin plated) Female MU800546 (Gold plated)
		Applicable plug	–
		Double-lock retainer style	Side-style retainer (Type F)
		Supply unit	Pack (1 set)


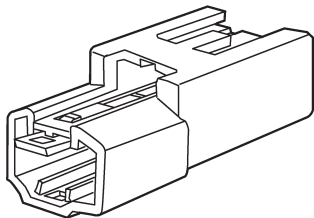

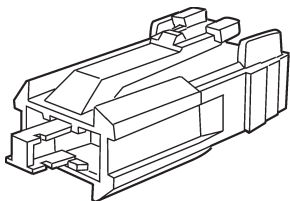

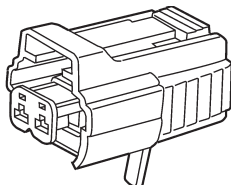

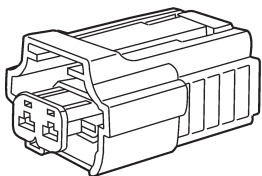

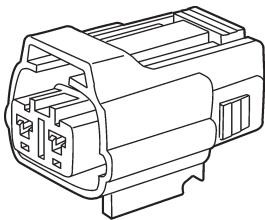

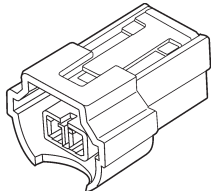

NOTES

- (1) See P. 1-6 for removal and mounting of double-lock retainers.
- (2) Housing and retainer colours are not the same as those of the actual vehicles.

Male	Female		
<div></div> <div></div>	<div></div> <div></div>	Part No.	Male MU801675 Female MU801676
		Name	090 II
		Applicable terminal	Male MU800523 (Tin plated) Male MU800545 (Gold plated) Female MU800524 (Tin plated) Female MU800546 (Gold plated)
		Applicable plug	—
		Double-lock retainer style	Side-style retainer (Type F)
Supply unit	Pack (1 set)		
<div></div> <div></div>	<div></div> <div></div>	Part No.	Male MU801677 Female MU801674
		Name	090 II
		Applicable terminal	Male MU800523 (Tin plated) Male MU800545 (Gold plated) Female MU800524 (Tin plated) Female MU800546 (Gold plated)
		Applicable plug	—
		Double-lock retainer style	Side-style retainer (Type F)
Supply unit	Pack (1 set)		
<div></div> <div></div>	<div></div> <div></div>	Part No.	Male MU801678 Female MU801670
		Name	090 II
		Applicable terminal	Male MU800523 (Tin plated) Male MU800545 (Gold plated) Female MU800524 (Tin plated) Female MU800546 (Gold plated)
		Applicable plug	—
		Double-lock retainer style	Side-style retainer (Type F)
Supply unit	Pack (1 set)		
<div></div> <div></div>	<div></div> <div></div>	Part No.	Male MU801679 Female MU801670
		Name	090 II
		Applicable terminal	Male MU800523 (Tin plated) Male MU800545 (Gold plated) Female MU800524 (Tin plated) Female MU800546 (Gold plated)
		Applicable plug	—
		Double-lock retainer style	Side-style retainer (Type F)
Supply unit	Pack (1 set)		
<div>—</div>	<div></div> <div></div>	Part No.	Female MU801682
		Name	090 II
		Applicable terminal	Female MU800524 (Tin plated) Female MU800546 (Gold plated)
		Applicable plug	—
		Double-lock retainer style	Side-style retainer (Type F)
Supply unit	Pack (1 set)		



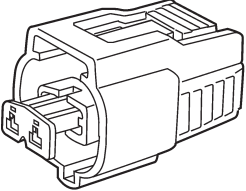


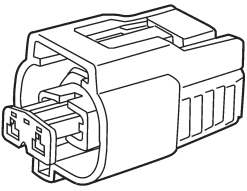


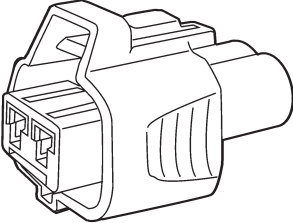

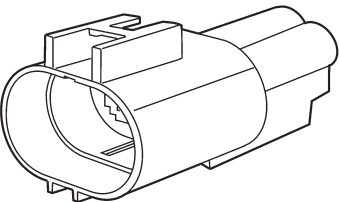

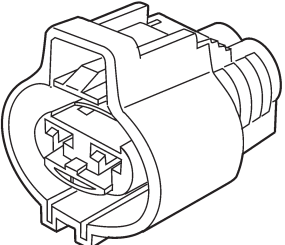


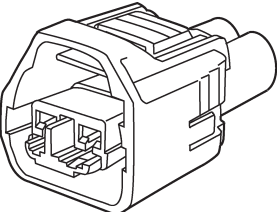
NOTES

- (1) See P. 1-6 for removal and mounting of double-lock retainers.
- (2) Housing and retainer colours are not the same as those of the actual vehicles.

Male	Female		
 	 	Part No.	Male MU801683 Female MU801684
		Name	090 II
		Applicable terminal	Male MU800523 (Tin plated) Male MU800545 (Gold plated) Female MU800524 (Tin plated) Female MU800546 (Gold plated)
		Applicable plug	—
		Double-lock retainer style	Side-style retainer (Type F)
		Supply unit	Pack (1 set)
—	 	Part No.	Female MU802044
		Name	090 (DL) Waterproof
		Applicable terminal	Female MU800533 (Tin plated) Female MU800550 (Gold plated)
		Applicable plug	MU800531
		Double-lock retainer style	Front-style retainer (Type E)
		Supply unit	Pack (1 set)
—	 	Part No.	Female MU802047
		Name	090 (DL) Waterproof
		Applicable terminal	Female MU800533 (Tin plated) Female MU800550 (Gold plated)
		Applicable plug	MU800531
		Double-lock retainer style	Front-style retainer (Type E)
		Supply unit	Pack (1 set)
—	 	Part No.	Female MU802050
		Name	090 (DL) Waterproof
		Applicable terminal	Female MU800533 (Tin plated) Female MU800550 (Gold plated)
		Applicable plug	MU800531
		Double-lock retainer style	Front-style retainer (Type E)
		Supply unit	Pack (1 set)
—	  	Part No.	Female MU802062
		Name	090 (NDWP) Waterproof
		Applicable terminal	Female MU800632
		Applicable plug	MU800633
		Double-lock retainer style	Front-style retainer (Type D)
		Supply unit	Pack (1 set)


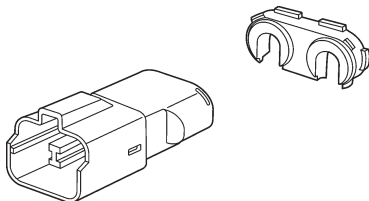

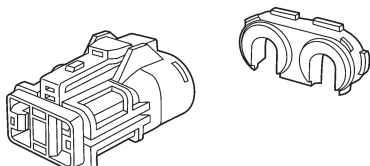

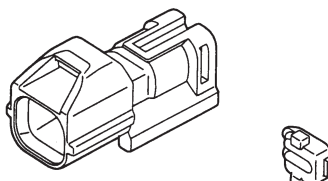

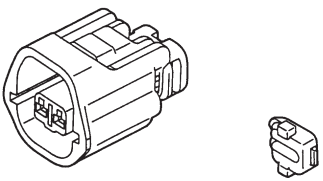

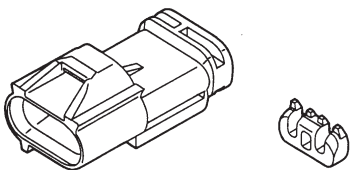

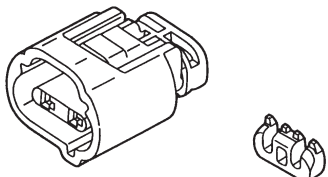

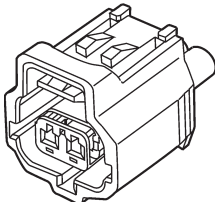

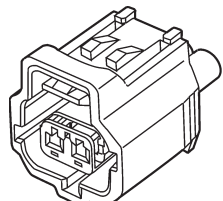
NOTES

- (1) See P. 1-6 for removal and mounting of double-lock retainers.
- (2) Housing and retainer colours are not the same as those of the actual vehicles.

Male	Female		
	 	Part No.	Female MU802071
		Name	090 (DL) Waterproof
		Applicable terminal	Female MU800533 (Tin plated) Female MU800550 (Gold plated)
		Applicable plug	MU800531
		Double-lock retainer style	Front-style retainer (Type E)
		Supply unit	Pack (1 set)
	 	Part No.	Female MU802072
		Name	090 (DL) Waterproof
		Applicable terminal	Female MU800533 (Tin plated) Female MU800550 (Gold plated)
		Applicable plug	MU800531
		Double-lock retainer style	Front-style retainer (Type E)
		Supply unit	Pack (1 set)
	 	Part No.	Female MU802210
		Name	187 Waterproof
		Applicable terminal	Female MU800536
		Applicable plug	MU800537
		Double-lock retainer style	Front-style retainer (Type E)
		Supply unit	Pack (1 set)
 	 	Part No.	Male MU802223 Female MU802224
		Name	187 Waterproof
		Applicable terminal	Male MU800535 Female MU800536
		Applicable plug	MU800537
		Double-lock retainer style	Front-style retainer (Type E)
		Supply unit	Pack (1 set)
	 	Part No.	Female MU802226
		Name	187 Waterproof
		Applicable terminal	Female MU800536
		Applicable plug	MU800537
		Double-lock retainer style	Front-style retainer (Type E)
		Supply unit	Pack (1 set)


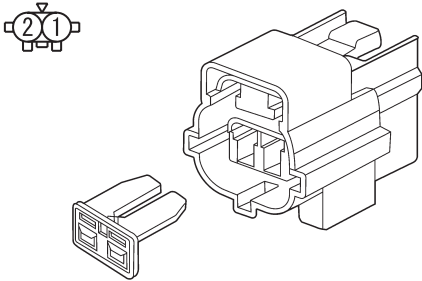

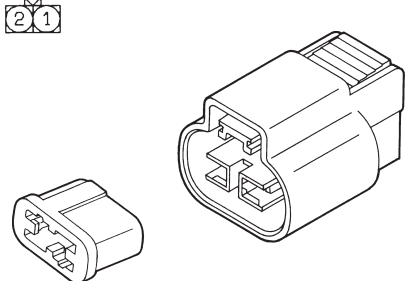

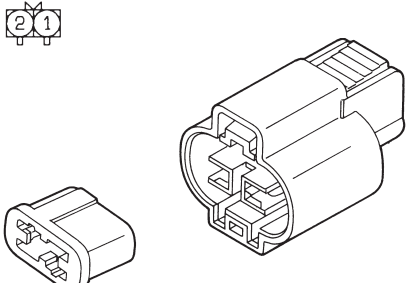

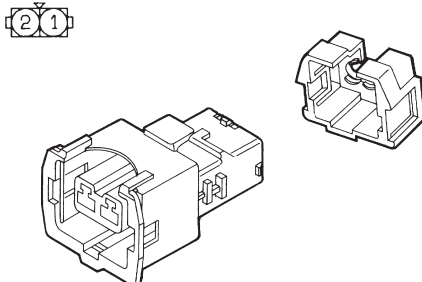

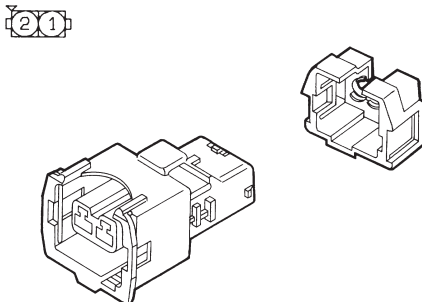
NOTES

- (1) See P. 1-6 for removal and mounting of double-lock retainers.
 (2) Housing and retainer colours are not the same as those of the actual vehicles.

Male	Female		
 	 	Part No.	Male MU802309 Female MU802310
		Name	375 Waterproof
		Applicable terminal	Male MU800576 Female MU800577
		Applicable plug	MU800581
		Double-lock retainer style	Back-style retainer (Type B)
		Supply unit	Pack (1 set)
 	 	Part No.	Male MU802333 Female MU802334
		Name	050 (SSD) Waterproof
		Applicable terminal	Male MU800639 Female MU800640
		Applicable plug	MU800641
		Double-lock retainer style	Back-style retainer (Type B)
		Supply unit	Pack (1 set)
 	 	Part No.	Male MU802335 Female MU802336
		Name	050 (SSD) Waterproof
		Applicable terminal	Male MU800639 Female MU800640
		Applicable plug	MU800641
		Double-lock retainer style	Back-style retainer (Type B)
		Supply unit	Pack (1 set)
<p>—</p>	 	Part No.	Female MU802404
		Name	070 (Econoseal J) Waterproof
		Applicable terminal	Female MU800541 (Tin plated) Female MU800551 (Gold plated)
		Applicable plug	MU800542
		Double-lock retainer style	Front-style retainer (Type E)
		Supply unit	Pack (1 set)
<p>—</p>	 	Part No.	Female MU802406
		Name	070 (Econoseal J) Waterproof
		Applicable terminal	Female MU800541 (Tin plated) Female MU800551 (Gold plated)
		Applicable plug	MU800542
		Double-lock retainer style	Front-style retainer (Type E)
		Supply unit	Pack (1 set)


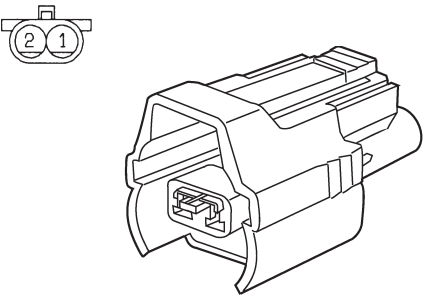








NOTES

- (1) See P. 1-6 for removal and mounting of double-lock retainers.
- (2) Housing and retainer colours are not the same as those of the actual vehicles.

Male	Female		
		Part No.	Female MU802409
		Name	070 (Econoseal J) Waterproof
		Applicable terminal	Female MU800541 (Tin plated) Female MU800551 (Gold plated)
		Applicable plug	MU800542
		Double-lock retainer style	Front-style retainer (Type D)
		Supply unit	Pack (1 set)
		Part No.	Male MU802601 Female MU802602
		Name	090 (NMWP) Waterproof
		Applicable terminal	Male MU800631 Female MU800632
		Applicable plug	MU800633
		Double-lock retainer style	Front-style retainer (Type D)
		Supply unit	Pack (1 set)
		Part No.	Male MU802661 Female MU802662
		Name	090 (NMWP) Waterproof
		Applicable terminal	Male MU800631 Female MU800632
		Applicable plug	MU800633
		Double-lock retainer style	Front-style retainer (Type D)
		Supply unit	Pack (1 set)
		Part No.	Female MU802722
		Name	110DWP Waterproof
		Applicable terminal	Female MU800636 (Tin plated) Female MU800637 (Gold plated)
		Applicable plug	MU800638
		Double-lock retainer style	Back-style retainer (Type B)
		Supply unit	Pack (1 set)
		Part No.	Female MU802741
		Name	110DWP Waterproof
		Applicable terminal	Female MU800636 (Tin plated) Female MU800637 (Gold plated)
		Applicable plug	MU800638
		Double-lock retainer style	Back-style retainer (Type B)
		Supply unit	Pack (1 set)


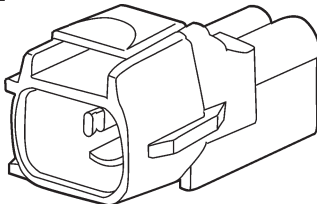

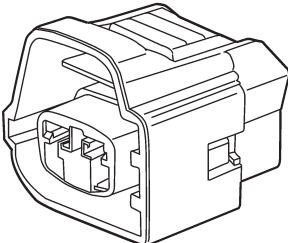

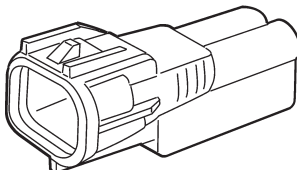

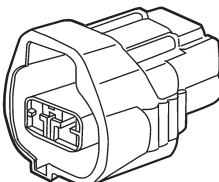

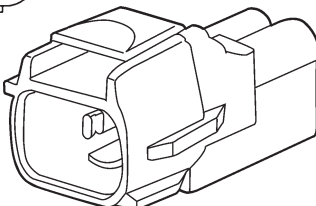

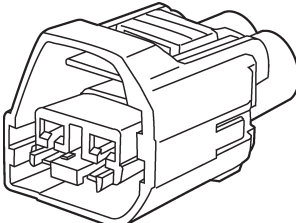

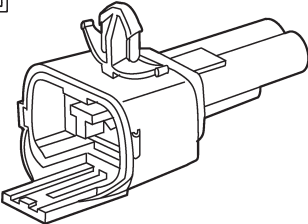

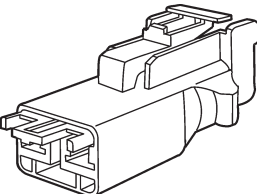

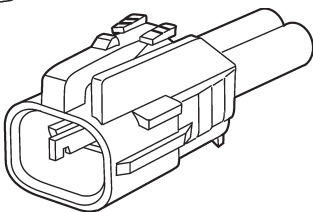

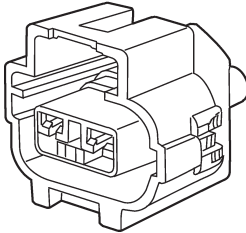
NOTES

- (1) See P. 1-6 for removal and mounting of double-lock retainers.
- (2) Housing and retainer colours are not the same as those of the actual vehicles.

Male	Female		
		Part No.	Female MU802768
		Name	090 II Waterproof
		Applicable terminal	Female MU800530 (Tin plated) Female MU800548 (Gold plated)
		Applicable plug	MU800531
		Double-lock retainer style	Front-style retainer (Type E)
		Supply unit	Pack (1 set)
		Part No.	Male MU802769 Female MU802770
		Name	090 II Waterproof
		Applicable terminal	Male MU800553 (Tin plated) Male MU800555 (Gold plated) Female MU800554 (Tin plated) Female MU800556 (Gold plated)
		Applicable plug	MU800534
		Double-lock retainer style	Front-style retainer (Type E)
		Supply unit	Pack (1 set)
		Part No.	Male MU802771 Female MU802772
		Name	090 II Waterproof
		Applicable terminal	Male MU800553 (Tin plated) Male MU800555 (Gold plated) Female MU800554 (Tin plated) Female MU800556 (Gold plated)
		Applicable plug	MU800534
		Double-lock retainer style	Front-style retainer (Type E)
		Supply unit	Pack (1 set)
		Part No.	Male MU802773 Female MU802774
		Name	090 II Waterproof
		Applicable terminal	Male MU800553 (Tin plated) Male MU800555 (Gold plated) Female MU800554 (Tin plated) Female MU800556 (Gold plated)
		Applicable plug	MU800534
		Double-lock retainer style	Front-style retainer (Type E)
		Supply unit	Pack (1 set)
		Part No.	Male MU802775 Female MU802776
		Name	090 II Waterproof
		Applicable terminal	Male MU800553 (Tin plated) Male MU800555 (Gold plated) Female MU800554 (Tin plated) Female MU800556 (Gold plated)
		Applicable plug	MU800534
		Double-lock retainer style	Front-style retainer (Type E)
		Supply unit	Pack (1 set)


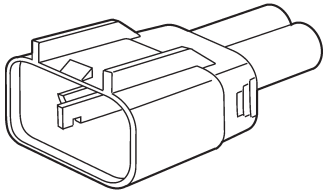

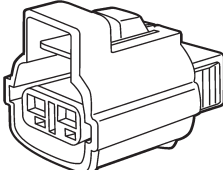

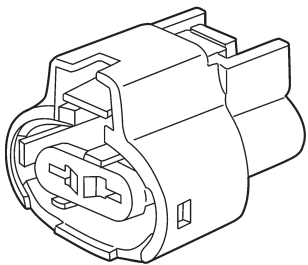

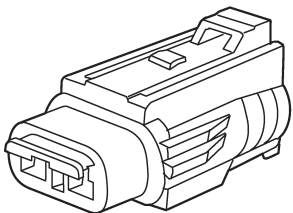

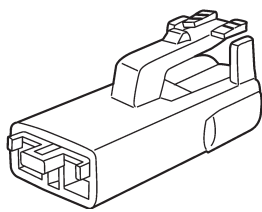
NOTES

- (1) See P. 1-6 for removal and mounting of double-lock retainers.
- (2) Housing and retainer colours are not the same as those of the actual vehicles.

Male	Female		
 	 	Part No.	Male MU802777 Female MU802778
		Name	090 II Waterproof
		Applicable terminal	Male MU800553 (Tin plated) Male MU800555 (Gold plated) Female MU800554 (Tin plated) Female MU800556 (Gold plated)
		Applicable plug	MU800534
		Double-lock retainer style	Front-style retainer (Type E)
		Supply unit	Pack (1 set)
 	 	Part No.	Male MU802779 Female MU802780
		Name	090 II Waterproof
		Applicable terminal	Male MU800553 (Tin plated) Male MU800555 (Gold plated) Female MU800554 (Tin plated) Female MU800556 (Gold plated)
		Applicable plug	MU800534
		Double-lock retainer style	Front-style retainer (Type E)
		Supply unit	Pack (1 set)
 	 	Part No.	Male MU802781 Female MU802782
		Name	090 II Waterproof
		Applicable terminal	Male MU800553 (Tin plated) Male MU800555 (Gold plated) Female MU800554 (Tin plated) Female MU800556 (Gold plated)
		Applicable plug	MU800534
		Double-lock retainer style	Front-style retainer (Type E)
		Supply unit	Pack (1 set)
 	 	Part No.	Male MU802783 Female MU802784
		Name	090 II Waterproof
		Applicable terminal	Male MU800553 (Tin plated) Male MU800555 (Gold plated) Female MU800554 (Tin plated) Female MU800556 (Gold plated)
		Applicable plug	MU800534
		Double-lock retainer style	Front-style retainer (Type E)
		Supply unit	Pack (1 set)
 	 	Part No.	Male MU802785 Female MU802786
		Name	090 II Waterproof
		Applicable terminal	Male MU800553 (Tin plated) Male MU800555 (Gold plated) Female MU800554 (Tin plated) Female MU800556 (Gold plated)
		Applicable plug	MU800534
		Double-lock retainer style	Front-style retainer (Type E)
		Supply unit	Pack (1 set)


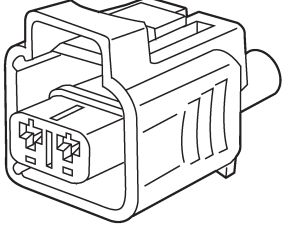

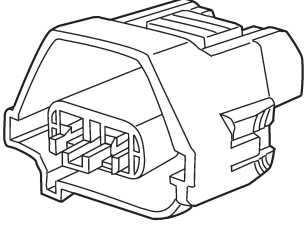

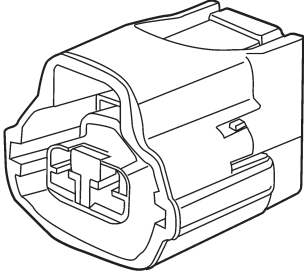

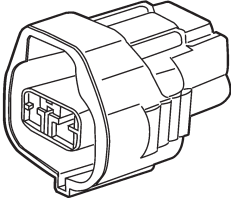

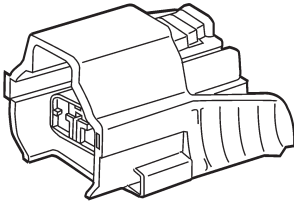
NOTES

- (1) See P. 1-6 for removal and mounting of double-lock retainers.
- (2) Housing and retainer colours are not the same as those of the actual vehicles.

Male	Female		
 	—	Part No.	Male MU802787
		Name	090 II Waterproof
		Applicable terminal	Male MU800553 (Tin plated) Male MU800555 (Gold plated)
		Applicable plug	MU800534
		Double-lock retainer style	Front-style retainer (Type E)
		Supply unit	Pack (1 set)
—	 	Part No.	Female MU802788
		Name	090 II Waterproof
		Applicable terminal	Female MU800554 (Tin plated) Female MU800556 (Gold plated)
		Applicable plug	MU800534
		Double-lock retainer style	Front-style retainer (Type E)
		Supply unit	Pack (1 set)
—	 	Part No.	Female MU802789
		Name	090 II Waterproof
		Applicable terminal	Female MU800554 (Tin plated) Female MU800556 (Gold plated)
		Applicable plug	MU800534
		Double-lock retainer style	Front-style retainer (Type E)
		Supply unit	Pack (1 set)
—	 	Part No.	Female MU802790
		Name	090 II Waterproof
		Applicable terminal	Female MU800554 (Tin plated) Female MU800556 (Gold plated)
		Applicable plug	MU800534
		Double-lock retainer style	Front-style retainer (Type E)
		Supply unit	Pack (1 set)
—	 	Part No.	Female MU802791
		Name	090 II Waterproof
		Applicable terminal	Female MU800554 (Tin plated) Female MU800556 (Gold plated)
		Applicable plug	MU800534
		Double-lock retainer style	Front-style retainer (Type E)
		Supply unit	Pack (1 set)


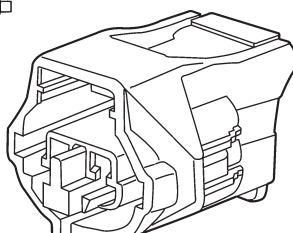

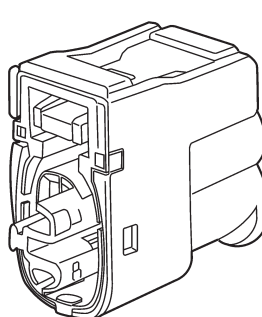

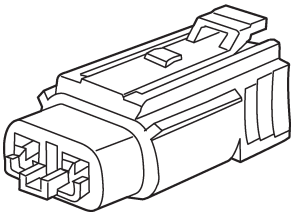

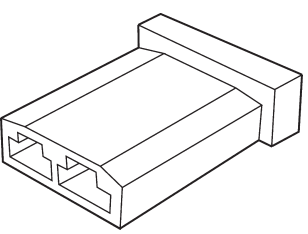

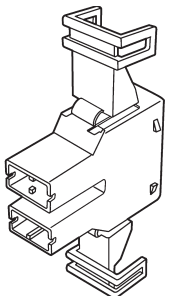
NOTES

- (1) See P. 1-6 for removal and mounting of double-lock retainers.
- (2) Housing and retainer colours are not the same as those of the actual vehicles.

Male	Female		
—	 	Part No.	Female MU802792
		Name	090 II Waterproof
		Applicable terminal	Female MU800554 (Tin plated) Female MU800556 (Gold plated)
		Applicable plug	MU800534
		Double-lock retainer style	Front-style retainer (Type E)
		Supply unit	Pack (1 set)
—	 	Part No.	Female MU802793
		Name	090 II Waterproof
		Applicable terminal	Female MU800554 (Tin plated) Female MU800556 (Gold plated)
		Applicable plug	MU800534
		Double-lock retainer style	Front-style retainer (Type E)
		Supply unit	Pack (1 set)
—	 	Part No.	Female MU802794
		Name	090 II Waterproof
		Applicable terminal	Female MU800554 (Tin plated) Female MU800556 (Gold plated)
		Applicable plug	MU800534
		Double-lock retainer style	Front-style retainer (Type E)
		Supply unit	Pack (1 set)
—	 	Part No.	Female MU802795
		Name	090 II Waterproof
		Applicable terminal	Female MU800554 (Tin plated) Female MU800556 (Gold plated)
		Applicable plug	MU800534
		Double-lock retainer style	Front-style retainer (Type E)
		Supply unit	Pack (1 set)
—	 	Part No.	Female MU802796
		Name	090 II Waterproof
		Applicable terminal	Female MU800530 (Tin plated) Female MU800548 (Gold plated)
		Applicable plug	MU800531
		Double-lock retainer style	Front-style retainer (Type E)
		Supply unit	Pack (1 set)

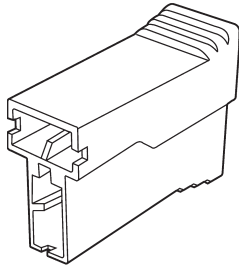
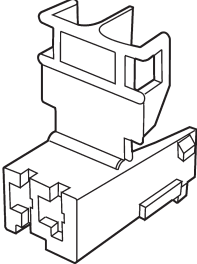
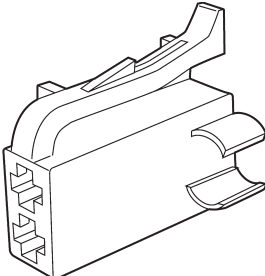
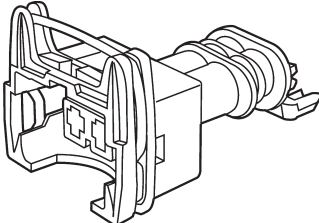
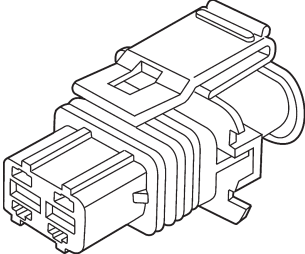
NOTES

- (1) See P. 1-6 for removal and mounting of double-lock retainers.
 (2) Housing and retainer colours are not the same as those of the actual vehicles.

Male	Female		
—	 	Part No.	Female MU802797
		Name	090 II Waterproof
		Applicable terminal	Female MU800554 (Tin plated) Female MU800556 (Gold plated)
		Applicable plug	MU800534
		Double-lock retainer style	Front-style retainer (Type E)
		Supply unit	Pack (1 set)
—	 	Part No.	Female MU802798
		Name	090 II Waterproof
		Applicable terminal	Female MU800554 (Tin plated) Female MU800556 (Gold plated)
		Applicable plug	MU800534
		Double-lock retainer style	Front-style retainer (Type E)
		Supply unit	Pack (1 set)
—	 	Part No.	Female MU802799
		Name	090 II Waterproof
		Applicable terminal	Female MU800554 (Tin plated) Female MU800556 (Gold plated)
		Applicable plug	MU800534
		Double-lock retainer style	Front-style retainer (Type E)
		Supply unit	Pack (1 set)
—	 	Part No.	Female MU802804
		Name	110 F/F
		Applicable terminal	Female MU802894
		Applicable plug	—
		Double-lock retainer style	—
		Supply unit	Pack (1 set)
—	 	Part No.	Female MU802805
		Name	Positive Lock
		Applicable terminal	Female MU802895
		Applicable plug	—
		Double-lock retainer style	Back-style retainer (Type A)
		Supply unit	Pack (1 set)

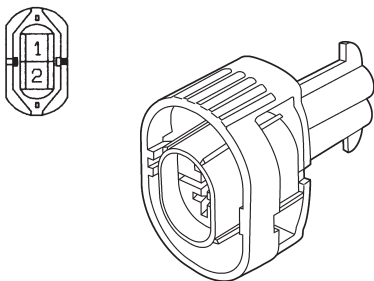
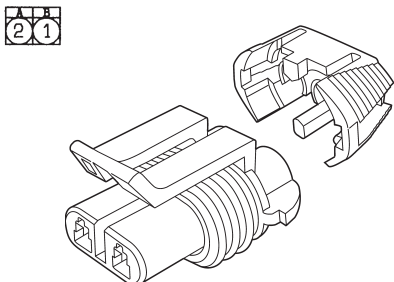
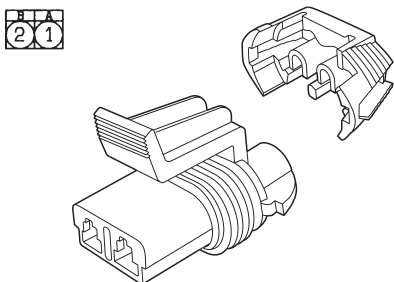
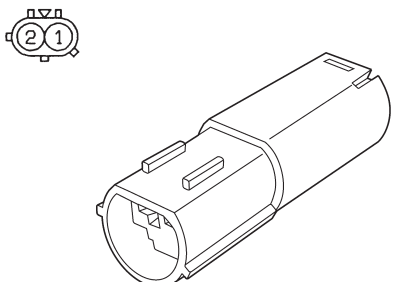
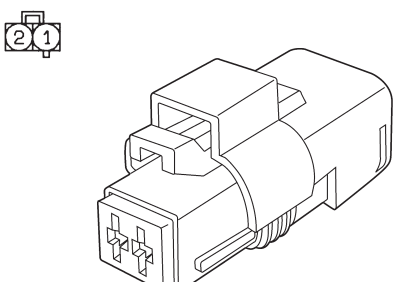
NOTES

- (1) See P. 1-6 for removal and mounting of double-lock retainers.
- (2) Housing and retainer colours are not the same as those of the actual vehicles.

Male	Female		
—		Part No.	Female MU802806
		Name	Positive Lock
		Applicable terminal	Female MU802895
		Applicable plug	—
		Double-lock retainer style	—
		Supply unit	Pack (1 set)
—		Part No.	Female MU802809
		Name	Positive Lock III
		Applicable terminal	Female MU802897
		Applicable plug	—
		Double-lock retainer style	Back-style retainer (Type A)
		Supply unit	Pack (1 set)
—		Part No.	Female MU802810
		Name	JPT
		Applicable terminal	Female MU802898
		Applicable plug	—
		Double-lock retainer style	Back-style retainer (Type A)
		Supply unit	Pack (1 set)
—		Part No.	Female MU802811
		Name	JPT Waterproof
		Applicable terminal	Female MU802899
		Applicable plug	MU802884
		Double-lock retainer style	Back-style retainer (Type A)
		Supply unit	Pack (1 set)
—		Part No.	Female MU802828
		Name	BSK 2.8 Waterproof
		Applicable terminal	Female MU802905
		Applicable plug	MU802884
		Double-lock retainer style	—
		Supply unit	Pack (1 set)

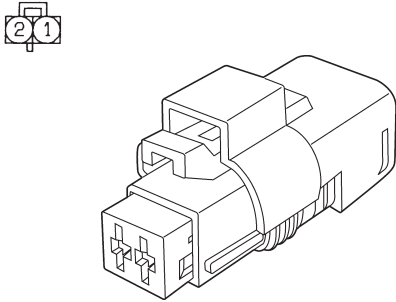
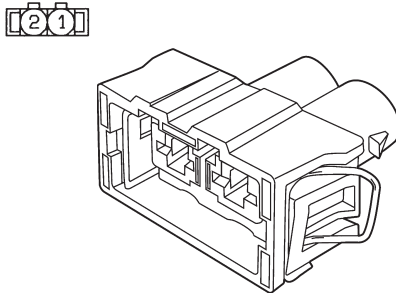
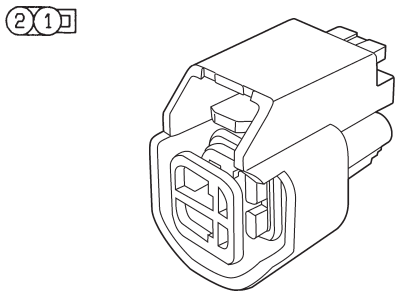
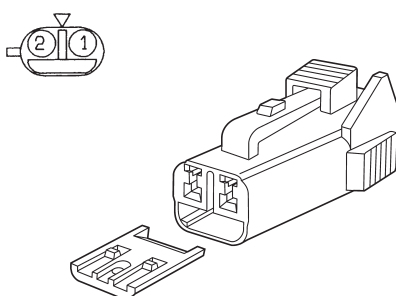
NOTES

- (1) See P. 1-6 for removal and mounting of double-lock retainers.
 (2) Housing and retainer colours are not the same as those of the actual vehicles.

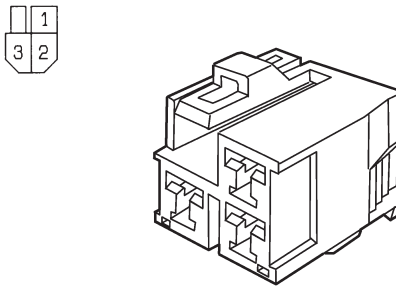
Male	Female		
—		Part No.	Female MU802834
		Name	M/P 280 Waterproof
		Applicable terminal	Female MU802899
		Applicable plug	MU802884
		Double-lock retainer style	—
		Supply unit	Pack (1 set)
—		Part No.	Female MU802835
		Name	M/P 150 Waterproof
		Applicable terminal	Female MU802911
		Applicable plug	—
		Double-lock retainer style	Back-style retainer (Type B)
		Supply unit	Pack (1 set)
—		Part No.	Female MU802836
		Name	M/P 280 Waterproof
		Applicable terminal	Female MU802912
		Applicable plug	—
		Double-lock retainer style	Back-style retainer (Type B)
		Supply unit	Pack (1 set)
—		Part No.	Female MU802843
		Name	Sicma Waterproof
		Applicable terminal	Female MU802918
		Applicable plug	MU802887
		Double-lock retainer style	Front-style retainer (Type E)
		Supply unit	Pack (1 set)
—		Part No.	Female MU802845
		Name	Scima 2 Waterproof
		Applicable terminal	Female MU802918
		Applicable plug	MU802887
		Double-lock retainer style	Front-style retainer (Type E)
		Supply unit	Pack (1 set)

NOTES

- (1) See P. 1-6 for removal and mounting of double-lock retainers.
- (2) Housing and retainer colours are not the same as those of the actual vehicles.


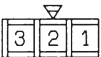
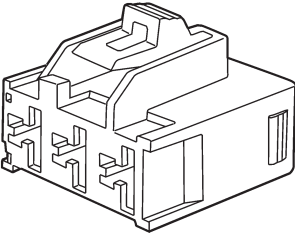
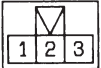
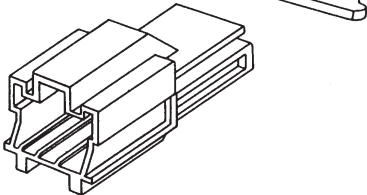

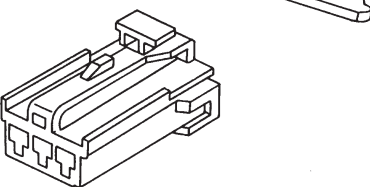


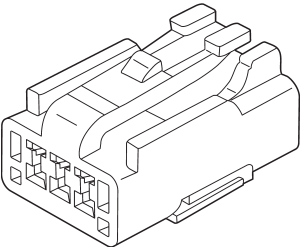
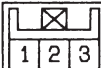
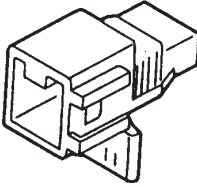
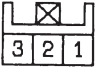
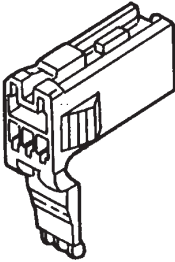


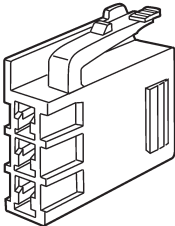
Male	Female		
—		Part No.	Female MU802847
		Name	Sicma 2 Waterproof
		Applicable terminal	Female MU802918
		Applicable plug	MU802887
		Double-lock retainer style	Front-style retainer (Type E)
		Supply unit	Pack (1 set)
—		Part No.	Female MU802851
		Name	6,3 PLUS Waterproof
		Applicable terminal	Female MU802924
		Applicable plug	—
		Double-lock retainer style	—
		Supply unit	Pack (1 set)
—		Part No.	Female MU802870
		Name	Senser 2P Waterproof
		Applicable terminal	Female MU802939
		Applicable plug	—
		Double-lock retainer style	Front-style retainer (Type F)
		Supply unit	Pack (1 set)
—		Part No.	Female MU804068
		Name	060 (Z) Waterproof
		Applicable terminal	Female MU800590 (Tin plated) Female MU800596 (Gold plated)
		Applicable plug	MU800591
		Double-lock retainer style	Front-style retainer (Type D)
		Supply unit	Pack (1 set)

3 POSITION HOUSING

Male	Female		
—		Part No.	Female MU801328
		Name	187
		Applicable terminal	Female MU800526
		Applicable plug	—
		Double-lock retainer style	Side-retainer (Type F)
		Supply unit	Pack (1 set)

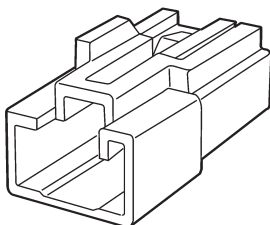
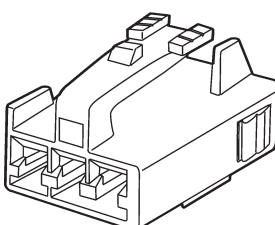

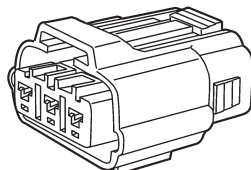
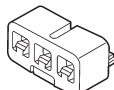
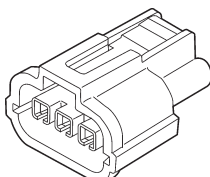
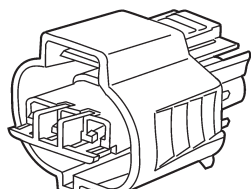
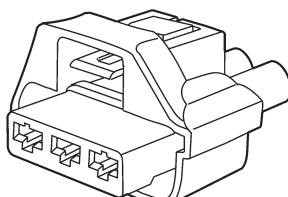
NOTES

- (1) See P. 1-6 for removal and mounting of double-lock retainers.
- (2) Housing and retainer colours are not the same as those of the actual vehicles.

Male	Female		
	 	Part No.	Female MU801380
		Name	312
		Applicable terminal	Female MU800528
		Applicable plug	—
		Double-lock retainer style	Side-style retainer (Type F)
		Supply unit	Pack (1 set)
 	 	Part No.	Male MU801443 Female MU801444
		Name	070 (SDL-II)
		Applicable terminal	Male MU800645 Female MU800646
		Applicable plug	—
		Double-lock retainer style	Back-style retainer (Type B)
		Supply unit	Pack (1 set)
	 	Part No.	Female MU801536
		Name	050
		Applicable terminal	Female MU800588
		Applicable plug	—
		Double-lock retainer style	Side-retainer (Type F)
		Supply unit	Pack (1 set)
 	 	Part No.	Male MU801543 Female MU801544
		Name	050 (CDR)
		Applicable terminal	Male MU800634 Female MU800635
		Applicable plug	—
		Double-lock retainer style	Back-style retainer (Type A)
		Supply unit	Pack (1 set)
	 	Part No.	Female MU801680
		Name	090 II
		Applicable terminal	Female MU800524 (Tin plated) Female MU800546 (Gold plated)
		Applicable plug	—
		Double-lock retainer style	Side-style retainer (Type F)
		Supply unit	Pack (1 set)

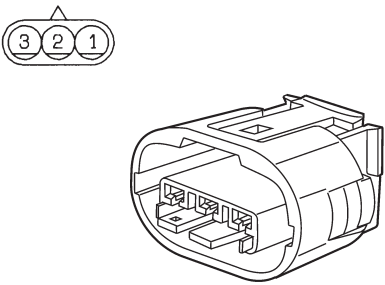
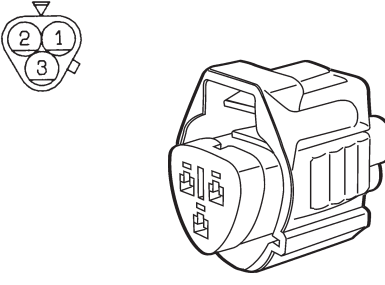
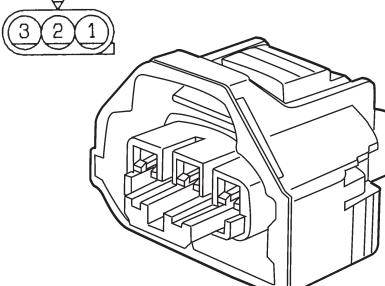
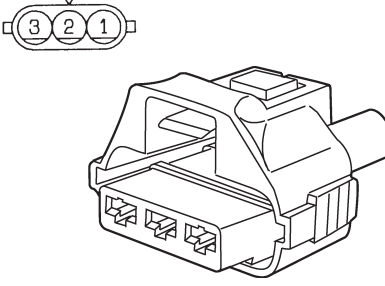
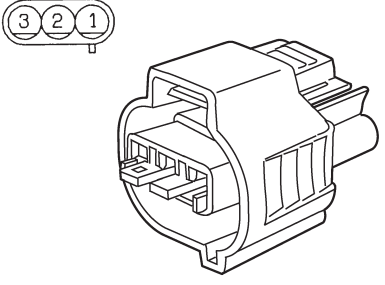
NOTES

- (1) See P. 1-6 for removal and mounting of double-lock retainers.
- (2) Housing and retainer colours are not the same as those of the actual vehicles.

Male	Female		
<div><div><div>1</div><div>2</div><div>3</div></div></div> <td rowspan="5"><div><div><div>3</div><div>2</div><div>1</div></div></div><td>Part No.</td><td>Male MU801685 Female MU801686</td></td>	<div><div><div>3</div><div>2</div><div>1</div></div></div> <td>Part No.</td> <td>Male MU801685 Female MU801686</td>	Part No.	Male MU801685 Female MU801686
		Name	090 II
		Applicable terminal	Male MU800523 (Tin plated) Male MU800545 (Gold plated) Female MU800524 (Tin plated) Female MU800546 (Gold plated)
		Applicable plug	—
		Double-lock retainer style	Side-style retainer (Type F)
Supply unit		Pack (1 set)	
—	<div><div><div>3</div><div>2</div><div>1</div></div></div> <td>Part No.</td> <td>Female MU802053</td>	Part No.	Female MU802053
		Name	090 (DL) Waterproof
		Applicable terminal	Female MU800533 (Tin plated) Female MU800550 (Gold plated)
		Applicable plug	MU800531
		Double-lock retainer style	Front-style retainer (Type E)
Supply unit		Pack (1 set)	
—	<div><div><div>3</div><div>2</div><div>1</div></div></div> <td>Part No.</td> <td>Female MU802064</td>	Part No.	Female MU802064
		Name	090 (NDWP) Waterproof
		Applicable terminal	Female MU800632
		Applicable plug	MU800633
		Double-lock retainer style	Front-style retainer (Type D)
Supply unit		Pack (1 set)	
—	<div><div><div>3</div><div>2</div><div>1</div></div></div> <td>Part No.</td> <td>Female MU802074</td>	Part No.	Female MU802074
		Name	090 II Waterproof
		Applicable terminal	Female MU800554 (Tin plated) Female MU800556 (Gold plated)
		Applicable plug	MU800534
		Double-lock retainer style	Front-style retainer (Type E)
Supply unit		Pack (1 set)	
—	<div><div><div>3</div><div>2</div><div>1</div></div></div> <td>Part No.</td> <td>Female MU802075</td>	Part No.	Female MU802075
		Name	090 II Waterproof
		Applicable terminal	Female MU800554 (Tin plated) Female MU800556 (Gold plated)
		Applicable plug	MU800534
		Double-lock retainer style	Front-style retainer (Type E)
Supply unit		Pack (1 set)	



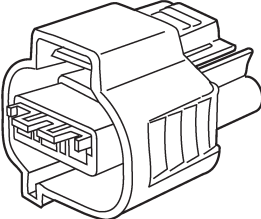

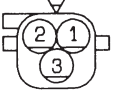
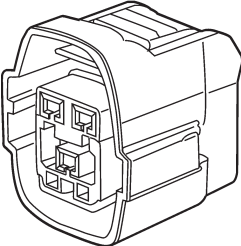


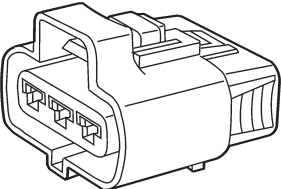

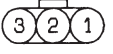
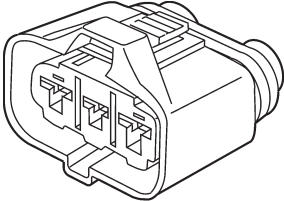

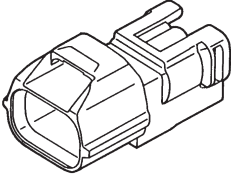


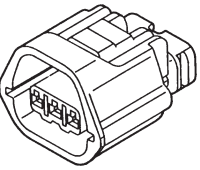

NOTES

- (1) See P. 1-6 for removal and mounting of double-lock retainers.
- (2) Housing and retainer colours are not the same as those of the actual vehicles.

Male	Female		
—		Part No.	Female MU802076
		Name	090 II Waterproof
		Applicable terminal	Female MU800554 (Tin plated) Female MU800556 (Gold plated)
		Applicable plug	MU800534
		Double-lock retainer style	Front-style retainer (Type E)
		Supply unit	Pack (1 set)
—		Part No.	Female MU802077
		Name	090 II Waterproof
		Applicable terminal	Female MU800554 (Tin plated) Female MU800556 (Gold plated)
		Applicable plug	MU800534
		Double-lock retainer style	Front-style retainer (Type E)
		Supply unit	Pack (1 set)
—		Part No.	Female MU802078
		Name	090 II Waterproof
		Applicable terminal	Female MU800554 (Tin plated) Female MU800556 (Gold plated)
		Applicable plug	MU800534
		Double-lock retainer style	Front-style retainer (Type E)
		Supply unit	Pack (1 set)
—		Part No.	Female MU802079
		Name	090 II Waterproof
		Applicable terminal	Female MU800554 (Tin plated) Female MU800556 (Gold plated)
		Applicable plug	MU800534
		Double-lock retainer style	Front-style retainer (Type E)
		Supply unit	Pack (1 set)
—		Part No.	Female MU802080
		Name	090 II Waterproof
		Applicable terminal	Female MU800554 (Tin plated) Female MU800556 (Gold plated)
		Applicable plug	MU800534
		Double-lock retainer style	Front-style retainer (Type E)
		Supply unit	Pack (1 set)


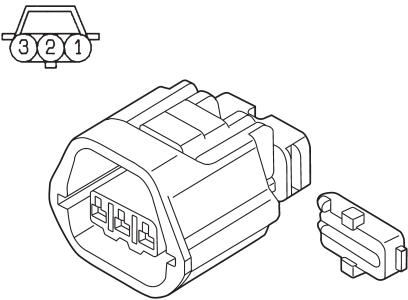

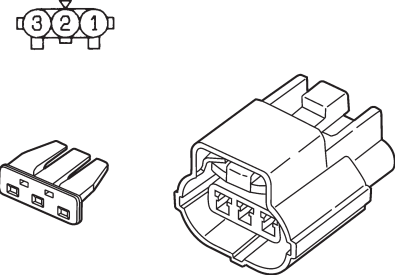

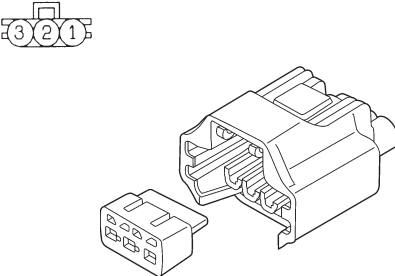

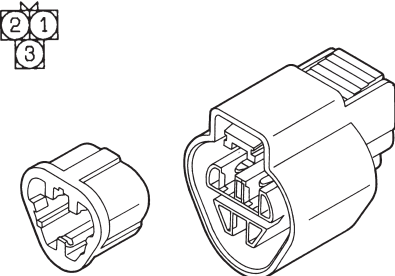

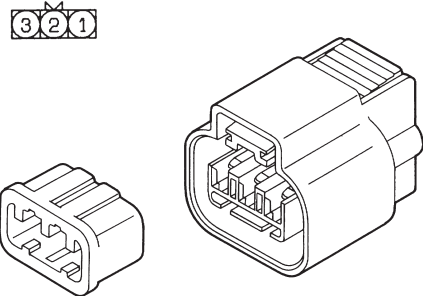
NOTES

- (1) See P. 1-6 for removal and mounting of double-lock retainers.
- (2) Housing and retainer colours are not the same as those of the actual vehicles.

Male	Female		
	 	Part No.	Female MU802081
		Name	090 II Waterproof
		Applicable terminal	Female MU800554 (Tin plated) Female MU800556 (Gold plated)
		Applicable plug	MU800534
		Double-lock retainer style	Front-style retainer (Type E)
	 	Part No.	Female MU802082
		Name	090 II Waterproof
		Applicable terminal	Female MU800554 (Tin plated) Female MU800556 (Gold plated)
		Applicable plug	MU800534
		Double-lock retainer style	Front-style retainer (Type E)
	 	Part No.	Female MU802219
		Name	187 Waterproof
		Applicable terminal	Female MU800536
		Applicable plug	MU800537
		Double-lock retainer style	Front-style retainer (Type E)
	 	Part No.	Female MU802322
		Name	187+312 HYBRID Waterproof
		Applicable terminal	Female MU800536 (187 side) Female MU800539 (312 side)
		Applicable plug	MU800537 (187 side) MU800540 (312 side)
		Double-lock retainer style	Front-style retainer (Type E)
  	  	Part No.	Male MU802337 Female MU802338
		Name	050 (SSD) Waterproof
		Applicable terminal	Male MU800639 Female MU800640
		Applicable plug	MU800641
		Double-lock retainer style	Back-style retainer (Type B)
		Supply unit	Pack (1 set)

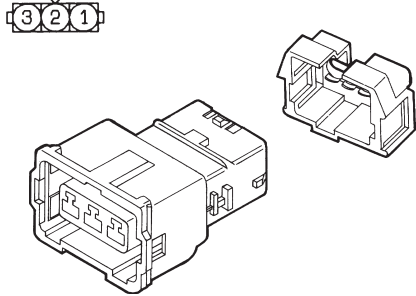
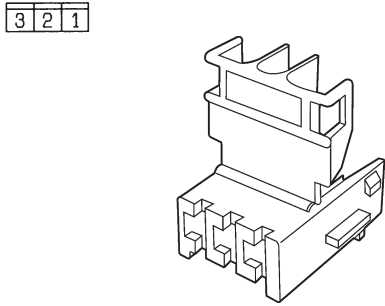
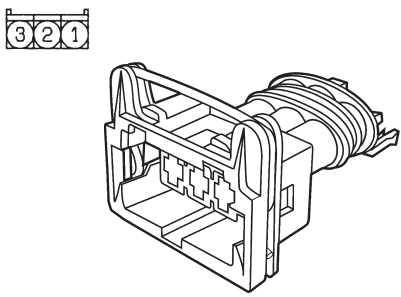
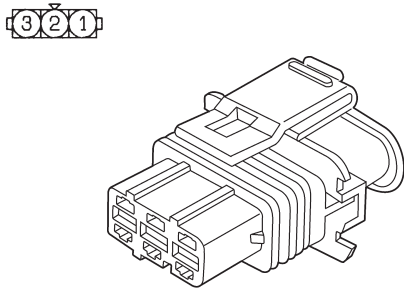
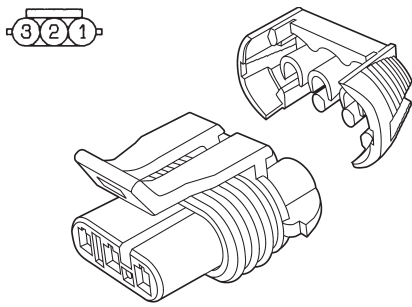
NOTES

- (1) See P. 1-6 for removal and mounting of double-lock retainers.
- (2) Housing and retainer colours are not the same as those of the actual vehicles.

Male	Female		
		Part No.	Female MU802348
		Name	050 (SSD) Waterproof
		Applicable terminal	Female MU800641
		Applicable plug	MU800641
		Double-lock retainer style	Back-style retainer (Type B)
		Supply unit	Pack (1 set)
		Part No.	Female MU802408
		Name	070 (Econoseal J) Waterproof
		Applicable terminal	Female MU800541 (Tin plated) Female MU800551 (Gold plated)
		Applicable plug	MU800542
		Double-lock retainer style	Front-style retainer (Type D)
		Supply unit	Pack (1 set)
		Part No.	Female MU802509
		Name	040 (RK) Waterproof
		Applicable terminal	Female MU800578
		Applicable plug	MU800582
		Double-lock retainer style	Front-style retainer (Type D)
		Supply unit	Pack (1 set)
		Part No.	Male MU802603 Female MU802604
		Name	090 (NMWP) Waterproof
		Applicable terminal	Male MU800631 Female MU800632
		Applicable plug	MU800633
		Double-lock retainer style	Front-style retainer (Type D)
		Supply unit	Pack (1 set)
		Part No.	Male MU802663 Female MU802664
		Name	090 (NMWP) Waterproof
		Applicable terminal	Male MU800631 Female MU800632
		Applicable plug	MU800633
		Double-lock retainer style	Front-style retainer (Type D)
		Supply unit	Pack (1 set)


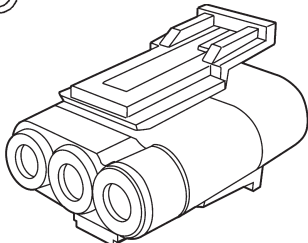

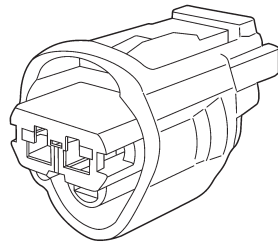
NOTES

- (1) See P. 1-6 for removal and mounting of double-lock retainers.
- (2) Housing and retainer colours are not the same as those of the actual vehicles.

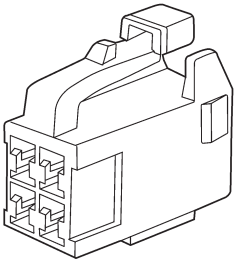
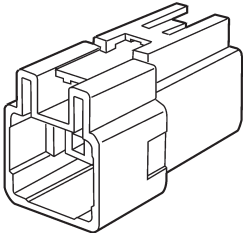
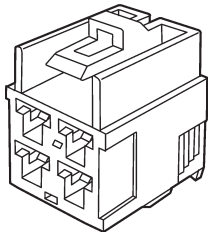
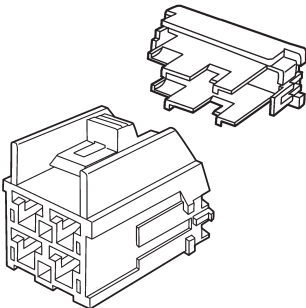
Male	Female		
—		Part No.	Female MU802723
		Name	110DWP Waterproof
		Applicable terminal	Female MU800636 (Tin plated) Female MU800637 (Gold plated)
		Applicable plug	MU800638
		Double-lock retainer style	Back-style retainer (Type B)
		Supply unit	Pack (1 set)
—		Part No.	Female MU802816
		Name	Positive Lock III
		Applicable terminal	Female MU802897
		Applicable plug	—
		Double-lock retainer style	Back-style retainer (Type A)
		Supply unit	Pack (1 set)
—		Part No.	Female MU802818
		Name	JPT Waterproof
		Applicable terminal	Female MU802899
		Applicable plug	MU802884
		Double-lock retainer style	Back-style retainer (Type A)
		Supply unit	Pack (1 set)
—		Part No.	Female MU802829
		Name	BSK 2.8 Waterproof
		Applicable terminal	Female MU802905
		Applicable plug	MU802884
		Double-lock retainer style	—
		Supply unit	Pack (1 set)
—		Part No.	Female MU802839
		Name	M/P 150 Waterproof
		Applicable terminal	Female MU802911
		Applicable plug	—
		Double-lock retainer style	Back-style retainer (Type B)
		Supply unit	Pack (1 set)

NOTES

- (1) See P. 1-6 for removal and mounting of double-lock retainers.
- (2) Housing and retainer colours are not the same as those of the actual vehicles.

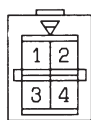
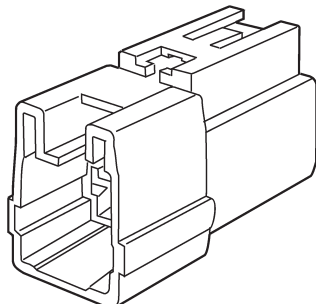

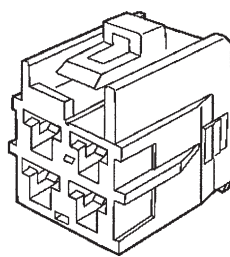
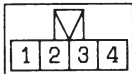
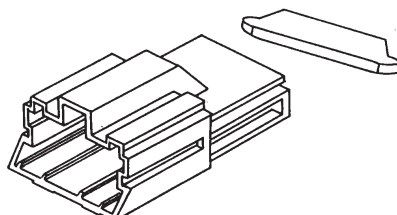

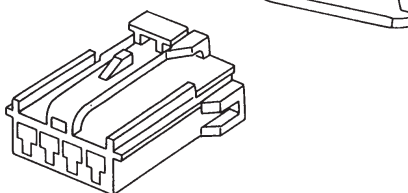
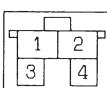
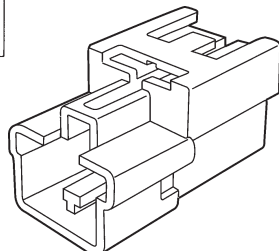
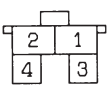
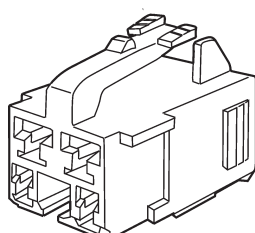
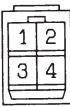
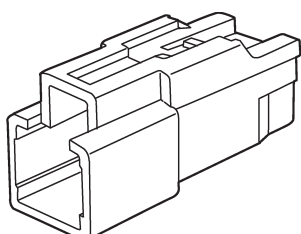

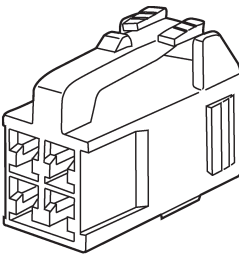
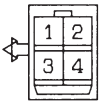
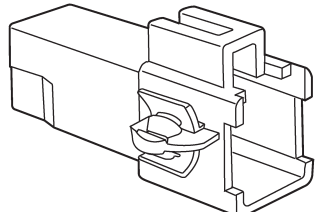

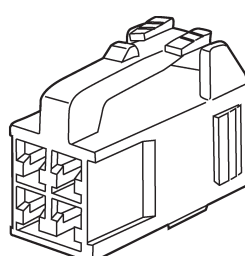
Male	Female		
—	 	Part No.	Female MU802852
		Name	CONI I Waterproof
		Applicable terminal	Female MU802925
		Applicable plug	—
		Double-lock retainer style	—
—	 	Supply unit	Pack (1 set)
		Part No.	Female MU805205
		Name	090 II Waterproof
		Applicable terminal	Female MU800554 (Tin plated) Female MU800556 (Gold plated)
		Applicable plug	MU800534
		Double-lock retainer style	Front-style retainer (Type E)
		Supply unit	Pack (1 set)

4 POSITION HOUSING

Male	Female			
<div>—</div>	<div><div><div>▽</div><div><div>21</div><div>43</div></div></div><div></div></div>	Part No.	Female MU801086	
		Name	090 (DL)	
		Applicable terminal	Female MU800524 (Tin plated) Female MU800546 (Gold plated)	
		Applicable plug	—	
		Double-lock retainer style	Side-style retainer (Type F)	
Supply unit	Pack (1 set)			
<div><div><div>12</div><div>34</div></div><div></div></div>	<div><div><div>21</div><div>43</div></div><div></div></div>	Part No.	Male MU801329 Female MU801330	
		Name	187	
		Applicable terminal	Male MU800525 Female MU800526	
		Applicable plug	—	
		Double-lock retainer style	Side-style retainer (Type F)	
Supply unit	Pack (1 set)			
<div>—</div>	<div><div><div>21</div><div>43</div></div><div></div></div>	Part No.	Female MU801342	
		Name	187 (MS)	
		Applicable terminal	Female MU800552	
		Applicable plug	—	
		Double-lock retainer style	Back-style retainer (Type B)	
Supply unit	Pack (1 set)			

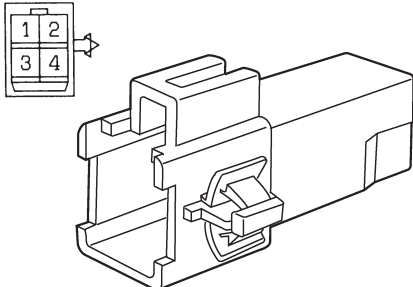
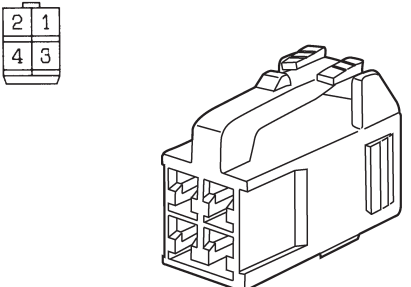
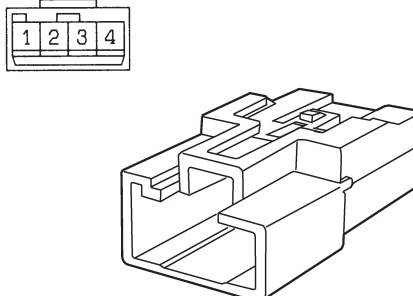
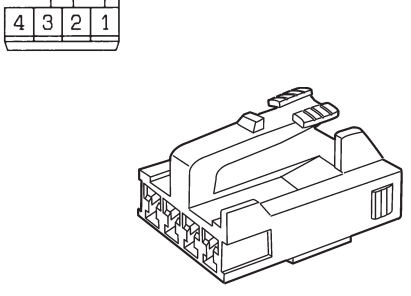
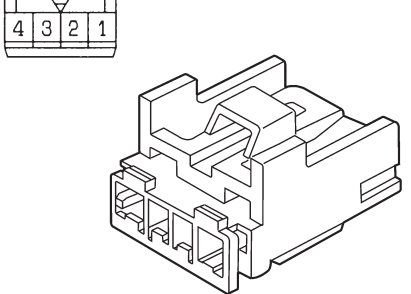
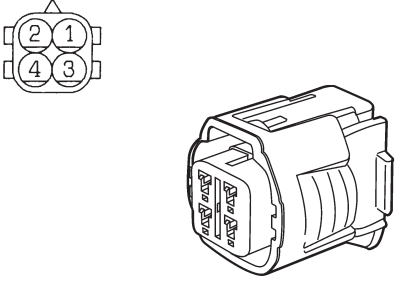
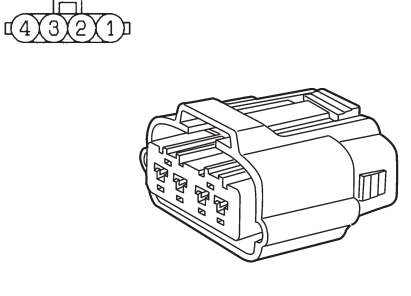
NOTES

- (1) See P. 1-6 for removal and mounting of double-lock retainers.
- (2) Housing and retainer colours are not the same as those of the actual vehicles.

Male	Female		
 	 	Part No.	Male MU801365 Female MU801366
		Name	187
		Applicable terminal	Male MU800525 Female MU800526
		Applicable plug	—
		Double-lock retainer style	Side-style retainer (Type F)
		Supply unit	Pack (1 set)
 	 	Part No.	Male MU801445 Female MU801446
		Name	070 (SDL-II)
		Applicable terminal	Male MU800645 Female MU800646
		Applicable plug	—
		Double-lock retainer style	Back-style retainer (Type B)
		Supply unit	Pack (1 set)
 	 	Part No.	Male MU801491 Female MU801490
		Name	090 II + 187 HYBRID
		Applicable terminal	Male MU800523 (090 side, Tin plated) Male MU800545 (090 side, Gold plated) Male MU800525 (187 side) Female MU800524 (090 side, Tin plated) Female MU800546 (090 side, Gold plated) Female MU800526 (187 side)
		Applicable plug	—
		Double-lock retainer style	Side-style retainer (Type F)
		Supply unit	Pack (1 set)
 	 	Part No.	Male MU801687 Female MU801688
		Name	090 II
		Applicable terminal	Male MU800523 (Tin plated) Male MU800545 (Gold plated) Female MU800524 (Tin plated) Female MU800546 (Gold plated)
		Applicable plug	—
		Double-lock retainer style	Side-style retainer (Type F)
		Supply unit	Pack (1 set)
 	 	Part No.	Male MU801689 Female MU801688
		Name	090 II
		Applicable terminal	Male MU800523 (Tin plated) Male MU800545 (Gold plated) Female MU800524 (Tin plated) Female MU800546 (Gold plated)
		Applicable plug	—
		Double-lock retainer style	Side-style retainer (Type F)
		Supply unit	Pack (1 set)



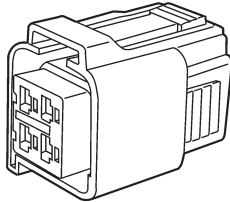


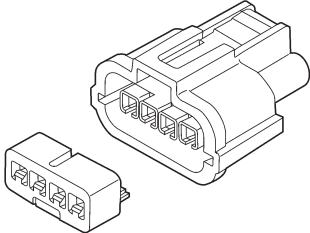
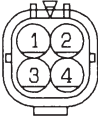
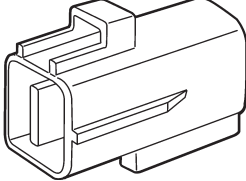

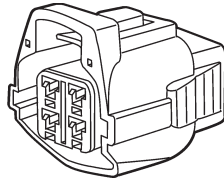

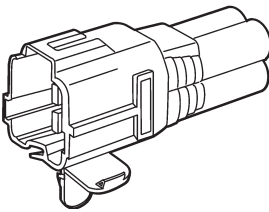

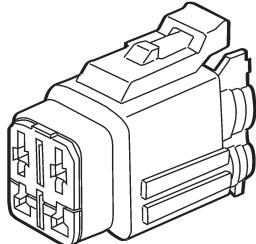

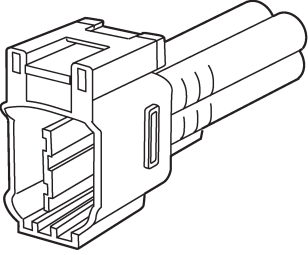

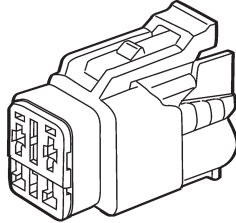
NOTES

- (1) See P. 1-6 for removal and mounting of double-lock retainers.
- (2) Housing and retainer colours are not the same as those of the actual vehicles.

Male	Female	Part No.	Male MU801690 Female MU801688
		Name	090 II
		Applicable terminal	Male MU800523 (Tin plated) Male MU800545 (Gold plated) Female MU800524 (Tin plated) Female MU800546 (Gold plated)
		Applicable plug	—
		Double-lock retainer style	Side-style retainer (Type F)
		Supply unit	Pack (1 set)
		Part No.	Male MU801691 Female MU801692
		Name	090 II
		Applicable terminal	Male MU800523 (Tin plated) Male MU800545 (Gold plated) Female MU800524 (Tin plated) Female MU800546 (Gold plated)
		Applicable plug	—
		Double-lock retainer style	Side-style retainer (Type F)
		Supply unit	Pack (1 set)
—		Part No.	Female MU801694
		Name	090 II
		Applicable terminal	Female MU800524 (Tin plated) Female MU800546 (Gold plated)
		Applicable plug	—
		Double-lock retainer style	Side-style retainer (Type F)
		Supply unit	Pack (1 set)
—		Part No.	Female MU801836
		Name	090 II Waterproof
		Applicable terminal	Female MU800554 (Tin plated) Female MU800556 (Gold plated)
		Applicable plug	MU800534
		Double-lock retainer style	Front-style retainer (Type E)
		Supply unit	Pack (1 set)
—		Part No.	Female MU802046
		Name	090 (DL) Waterproof
		Applicable terminal	Female MU800533 (Tin plated) Female MU800550 (Gold plated)
		Applicable plug	MU800531
		Double-lock retainer style	Front-style retainer (Type E)
		Supply unit	Pack (1 set)



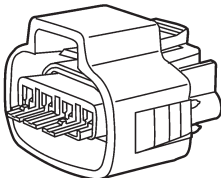


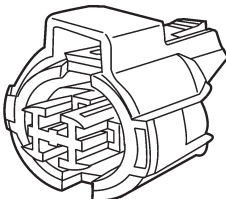

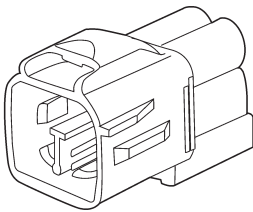


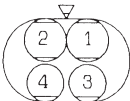
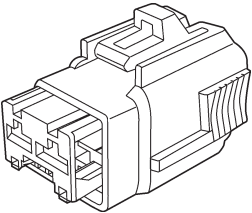

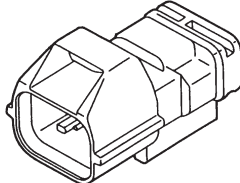


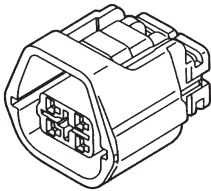

NOTES

- (1) See P. 1-6 for removal and mounting of double-lock retainers.
- (2) Housing and retainer colours are not the same as those of the actual vehicles.

Male	Female		
	 	Part No.	Female MU802051
		Name	090 (DL) Waterproof
		Applicable terminal	Female MU800533 (Tin plated) Female MU800550 (Gold plated)
		Applicable plug	MU800531
		Double-lock retainer style	Front-style retainer (Type E)
Supply unit	Pack (1 set)		
	 	Part No.	Female MU802066
		Name	090 (NDWP) Waterproof
		Applicable terminal	Female MU800632
		Applicable plug	MU800633
		Double-lock retainer style	Front-style retainer (Type D)
Supply unit	Pack (1 set)		
 	 	Part No.	Male MU802083 Female MU802084
		Name	090 II Waterproof
		Applicable terminal	Male MU800553 (Tin plated) Male MU800555 (Gold plated) Female MU800554 (Tin plated) Female MU800556 (Gold plated)
		Applicable plug	MU800534
		Double-lock retainer style	Front-style retainer (Type E)
Supply unit	Pack (1 set)		
 	 	Part No.	Male MU802085 Female MU802086
		Name	090 II Waterproof
		Applicable terminal	Male MU800553 (Tin plated) Male MU800555 (Gold plated) Female MU800554 (Tin plated) Female MU800556 (Gold plated)
		Applicable plug	MU800534
		Double-lock retainer style	Front-style retainer (Type E)
Supply unit	Pack (1 set)		
 	 	Part No.	Male MU802087 Female MU802088
		Name	090 II Waterproof
		Applicable terminal	Male MU800553 (Tin plated) Male MU800555 (Gold plated) Female MU800554 (Tin plated) Female MU800556 (Gold plated)
		Applicable plug	MU800534
		Double-lock retainer style	Front-style retainer (Type E)
Supply unit	Pack (1 set)		

NOTES

- (1) See P. 1-6 for removal and mounting of double-lock retainers.
- (2) Housing and retainer colours are not the same as those of the actual vehicles.

Male	Female		
	 	Part No.	Female MU802089
		Name	090 II Waterproof
		Applicable terminal	Female MU800554 (Tin plated) Female MU800556 (Gold plated)
		Applicable plug	MU800534
		Double-lock retainer style	Front-style retainer (Type E)
		Supply unit	Pack (1 set)
	 	Part No.	Female MU802090
		Name	090 II Waterproof
		Applicable terminal	Female MU800554 (Tin plated) Female MU800556 (Gold plated)
		Applicable plug	MU800534
		Double-lock retainer style	Front-style retainer (Type E)
		Supply unit	Pack (1 set)
 		Part No.	Male MU802239
		Name	187 Waterproof
		Applicable terminal	Male MU800535
		Applicable plug	MU800537
		Double-lock retainer style	Front-style retainer (Type E)
		Supply unit	Pack (1 set)
	 	Part No.	Female MU802241
		Name	090 II + 187 HYBRID Waterproof
		Applicable terminal	Female MU800554 (090 Side, Tin plated) Female MU800556 (090 Side, Gold plated) Female MU800536 (187 Side)
		Applicable plug	MU800534 (090 Side) MU800537 (187 Side)
		Double-lock retainer style	Front-style retainer (Type E)
		Supply unit	Pack (1 set)
  	  	Part No.	Male MU802339 Female MU802340
		Name	050 (SSD) Waterproof
		Applicable terminal	Male MU800639 Female MU800640
		Applicable plug	MU800641
		Double-lock retainer style	Back-style retainer (Type B)
		Supply unit	Pack (1 set)

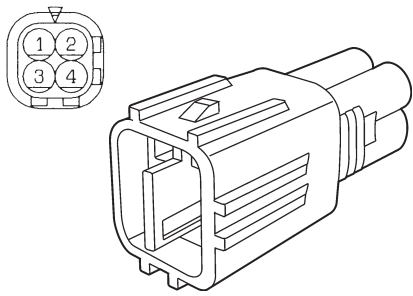
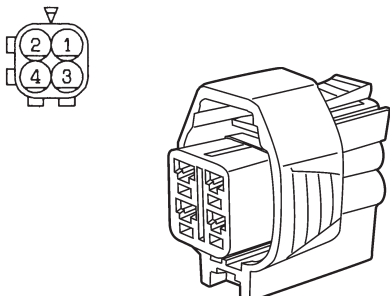
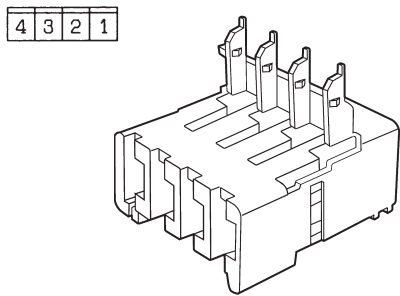
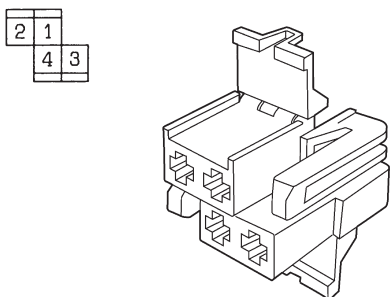
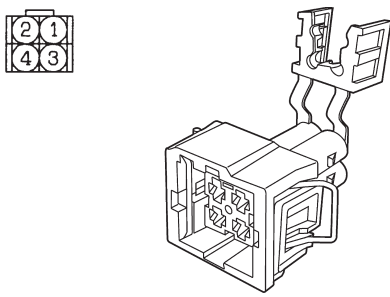
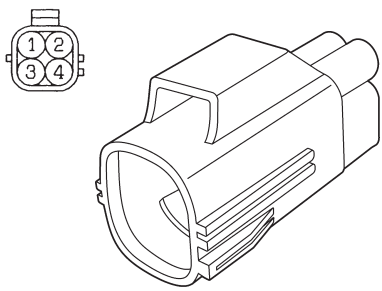
NOTES

- (1) See P. 1-6 for removal and mounting of double-lock retainers.
- (2) Housing and retainer colours are not the same as those of the actual vehicles.

Male	Female	Part No.	Male MU802351 Female MU802352
		Name	050 (SSD) + 090 II HYBRID Waterproof
		Applicable terminal	Male MU800639 (050 side) Male MU800642 (090 side) Female MU800640 (050 side) Female MU800643 (090 side)
		Applicable plug	MU800641 (050 side) MU800644 (090 side)
		Double-lock retainer style	Back-style retainer (Type B)
		Supply unit	Pack (1 set)
		Part No.	Male MU802605 Female MU802606
		Name	090 (NMWP) Waterproof
		Applicable terminal	Male MU800631 Female MU800632
		Applicable plug	MU800633
		Double-lock retainer style	Front-style retainer (Type D)
		Supply unit	Pack (1 set)
		Part No.	Male MU802665 Female MU802666
		Name	090 (NMWP) Waterproof
		Applicable terminal	Male MU800631 Female MU800632
		Applicable plug	MU800633
		Double-lock retainer style	Front-style retainer (Type D)
		Supply unit	Pack (1 set)
—		Part No.	Female MU802724
		Name	110DWP Waterproof
		Applicable terminal	Female MU800636 (Tin plated) Female MU800637 (Gold plated)
		Applicable plug	MU800638
		Double-lock retainer style	Back-style retainer (Type B)
		Supply unit	Pack (1 set)
—		Part No.	Female MU802729
		Name	110DWP Waterproof
		Applicable terminal	Female MU800636 (Tin plated) Female MU800637 (Gold plated)
		Applicable plug	MU800638
		Double-lock retainer style	Back-style retainer (Type B)
		Supply unit	Pack (1 set)

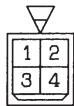
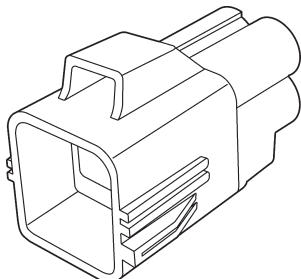

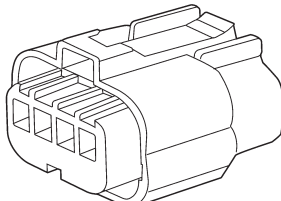
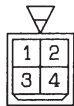
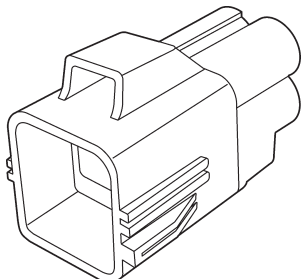

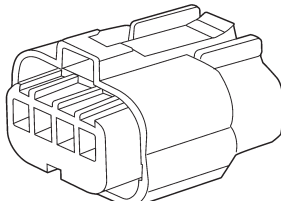
NOTES

- (1) See P. 1-6 for removal and mounting of double-lock retainers.
 (2) Housing and retainer colours are not the same as those of the actual vehicles.

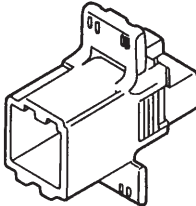
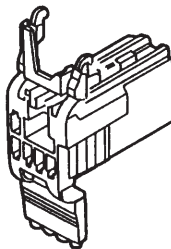
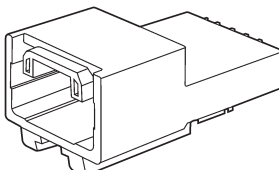
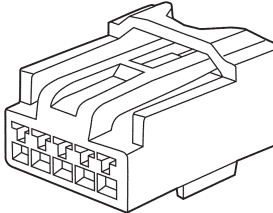
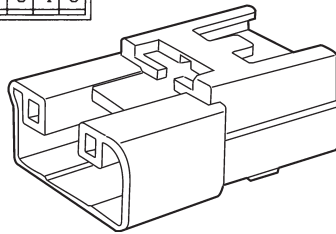
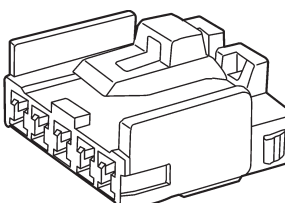
Male	Female		
		Part No.	Male MU802746 Female MU802091
		Name	090 II Waterproof
		Applicable terminal	Male MU800553 (Tin plated) Male MU800555 (Gold plated) Female MU800554 (Tin plated) Female MU800556 (Gold plated)
		Applicable plug	Male MU800534
		Double-lock retainer style	Front-style retainer (Type E)
		Supply unit	Pack (1 set)
—		Part No.	Female MU802822
		Name	Positive Lock III
		Applicable terminal	Female MU802897
		Applicable plug	—
		Double-lock retainer style	Side-style retainer (Type F)
		Supply unit	Pack (1 set)
—		Part No.	Female MU802823
		Name	JT
		Applicable terminal	Female MU802902
		Applicable plug	—
		Double-lock retainer style	Back-style retainer (Type A)
		Supply unit	Pack (1 set)
—		Part No.	Female MU802854
		Name	MDK5 PLUS Waterproof
		Applicable terminal	Female MU802899
		Applicable plug	—
		Double-lock retainer style	Back-style retainer (Type A)
		Supply unit	Pack (1 set)
	—	Part No.	Male MU802879
		Name	1.5 Sys. Waterproof
		Applicable terminal	Male MU802944
		Applicable plug	—
		Double-lock retainer style	Front-style retainer (Type E)
		Supply unit	Pack (1 set)

NOTES

- (1) See P. 1-6 for removal and mounting of double-lock retainers.
- (2) Housing and retainer colours are not the same as those of the actual vehicles.

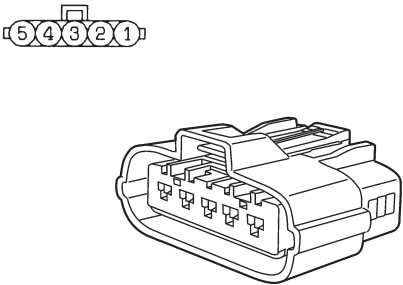
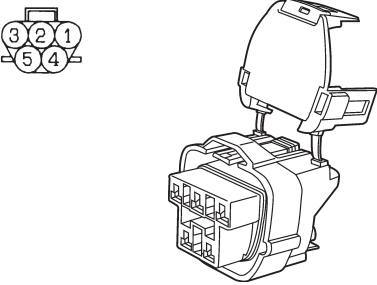
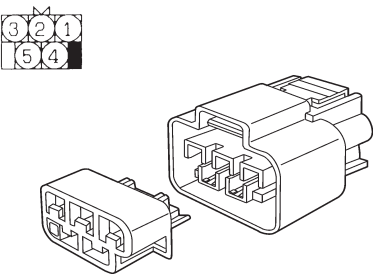
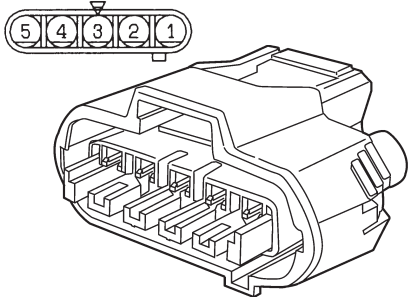
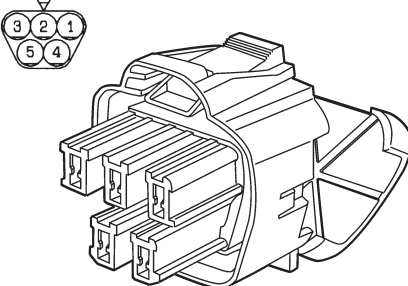
Male	Female		
<div></div> <div></div>	<div></div> <div></div>	Part No.	Male MU802881
		Name	6.3 Sys. Waterproof
		Applicable terminal	Male MU802945
		Applicable plug	MU802947
		Double-lock retainer style	Front-style retainer (Type E)
		Supply unit	Pack (1 set)
<div></div> <div></div>	<div></div> <div></div>	Part No.	Female MU805110
		Name	040 (DL) Waterproof
		Applicable terminal	Female MB992033 (Tin plated) Female MB992034 (Gold plated)
		Applicable plug	MB992036
		Double-lock retainer style	Front-style retainer (Type E)
		Supply unit	Pack (1 set)

5 POSITION HOUSING

Male	Female		
<div><div><div>1</div><div>2</div><div>3</div><div>4</div><div>5</div></div><div></div></div>	<div><div><div>5</div><div>4</div><div>3</div><div>2</div><div>1</div></div><div></div></div>	Part No.	Male MU801545 Female MU801546
		Name	050 (CDR)
		Applicable terminal	Male MU800634 Female MU800635
		Applicable plug	—
		Double-lock retainer style	Back-style retainer (Type A)
		Supply unit	Pack (1 set)
<div><div><div>1</div><div>2</div><div>3</div><div>4</div><div>5</div></div><div></div></div>	<div><div><div>5</div><div>4</div><div>3</div><div>2</div><div>1</div></div><div></div></div>	Part No.	Male MU801569 Female MU801579
		Name	040 III
		Applicable terminal	Male MB992031 (Tin plated) Male MB992032 (Gold plated) Female MU800522 (Tin plated) Female MU800655 (Gold plated)
		Applicable plug	—
		Double-lock retainer style	Side-style retainer (Type F)
		Supply unit	Pack (1 set)
<div><div><div>1</div><div>2</div><div>3</div><div>4</div><div>5</div></div><div></div></div>	<div><div><div>5</div><div>4</div><div>3</div><div>2</div><div>1</div></div><div></div></div>	Part No.	Male MU801695 Female MU801696
		Name	090 II
		Applicable terminal	Male MU800523 (Tin plated) Male MU800545 (Gold plated) Female MU800524 (Tin plated) Female MU800546 (Gold plated)
		Applicable plug	—
		Double-lock retainer style	Side-style retainer (Type F)
		Supply unit	Pack (1 set)



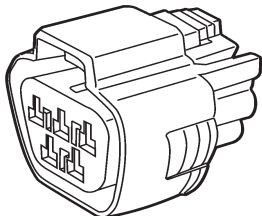


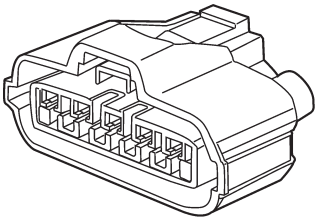
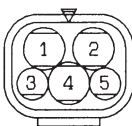
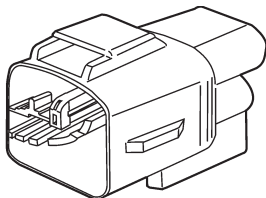
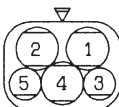
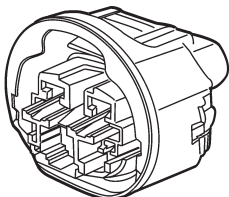

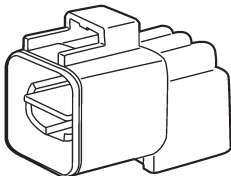

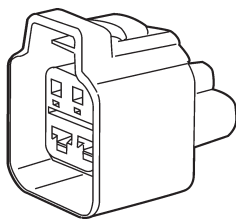


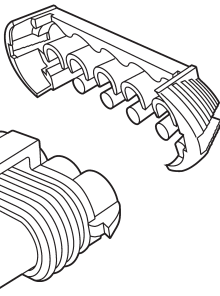
NOTES

- (1) See P. 1-6 for removal and mounting of double-lock retainers.
- (2) Housing and retainer colours are not the same as those of the actual vehicles.

Male	Female		
—		Part No.	Female MU802049
		Name	090 (DL) Waterproof
		Applicable terminal	Female MU800533 (Tin plated) Female MU800550 (Gold plated)
		Applicable plug	MU800531
		Double-lock retainer style	Front-style retainer (Type E)
		Supply unit	Pack (1 set)
—		Part No.	Female MU802058
		Name	090 (DL) Waterproof
		Applicable terminal	Female MU800533 (Tin plated) Female MU800550 (Gold plated)
		Applicable plug	MU800531
		Double-lock retainer style	Front-style retainer (Type E)
		Supply unit	Pack (1 set)
—		Part No.	Female MU802060
		Name	090 (NDWP) Waterproof
		Applicable terminal	Female MU800632
		Applicable plug	MU800633
		Double-lock retainer style	Front-style retainer (Type D)
		Supply unit	Pack (1 set)
—		Part No.	Female MU802092
		Name	090 II Waterproof
		Applicable terminal	Female MU800554 (Tin plated) Female MU800556 (Gold plated)
		Applicable plug	MU800534
		Double-lock retainer style	Front-style retainer (Type E)
		Supply unit	Pack (1 set)
—		Part No.	Female MU802094
		Name	090 II Waterproof
		Applicable terminal	Female MU800554 (Tin plated) Female MU800556 (Gold plated)
		Applicable plug	MU800534
		Double-lock retainer style	Front-style retainer (Type E)
		Supply unit	Pack (1 set)


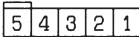
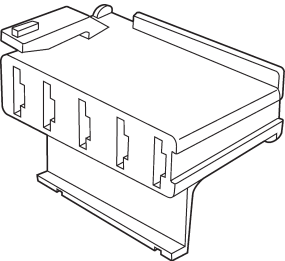

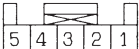
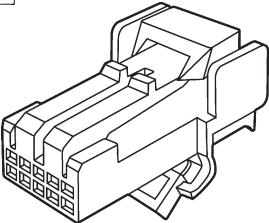
NOTES

- (1) See P. 1-6 for removal and mounting of double-lock retainers.
- (2) Housing and retainer colours are not the same as those of the actual vehicles.

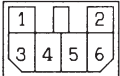
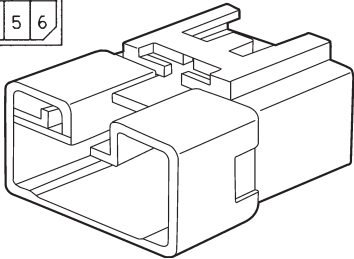
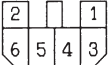
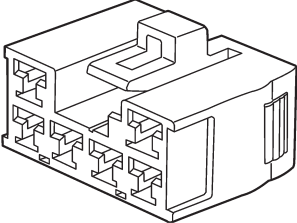


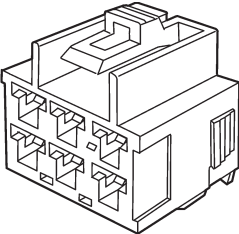
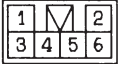
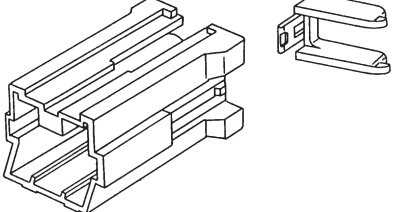
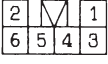
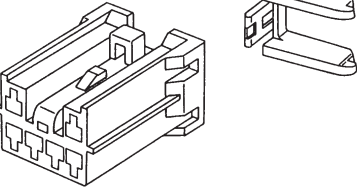
Male	Female		
	 	Part No.	Female MU802095
		Name	090 II Waterproof
		Applicable terminal	Female MU800554 (Tin plated) Female MU800556 (Gold plated)
		Applicable plug	MU800534
		Double-lock retainer style	Front-style retainer (Type E)
	 	Part No.	Female MU802096
		Name	090 II Waterproof
		Applicable terminal	Female MU800554 (Tin plated) Female MU800556 (Gold plated)
		Applicable plug	MU800534
		Double-lock retainer style	Front-style retainer (Type E)
 	 	Part No.	Male MU802227 Female MU802228
		Name	090 II + 187 HYBRID Waterproof
		Applicable terminal	Male MU800553 (090 side, Tin plated) Male MU800555 (090 side, Gold plated) Male MU800535 (187 side) Female MU800554 (090 side, Tin plated) Female MU800556 (090 side, Gold plated) Female MU800536 (187 side)
		Applicable plug	MU800534 (090 side) MU800537 (187 side)
		Double-lock retainer style	Front-style retainer (Type E)
 	 	Part No.	Male MU802236 Female MU802229
		Name	090 II + 187 HYBRID Waterproof
		Applicable terminal	Male MU800553 (090 side, Tin plated) Male MU800555 (090 side, Gold plated) Male MU800535 (187 side) Female MU800554 (090 side, Tin plated) Female MU800556 (090 side, Gold plated) Female MU800536 (187 side)
		Applicable plug	MU800534 (090 side) MU800537 (187 side)
		Double-lock retainer style	Front-style retainer (Type E)
	 	Part No.	Female MU802840
		Name	M/P 150 Waterproof
		Applicable terminal	Female MU802911
		Applicable plug	—
		Double-lock retainer style	Back-style retainer (Type B)
		Supply unit	Pack (1 set)

NOTES

- (1) See P. 1-6 for removal and mounting of double-lock retainers.
- (2) Housing and retainer colours are not the same as those of the actual vehicles.


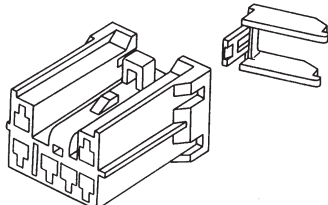

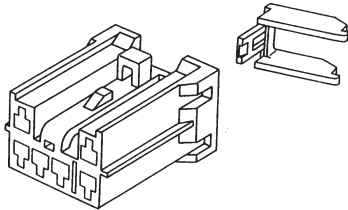

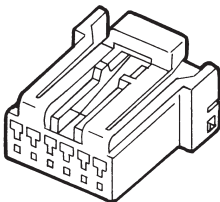
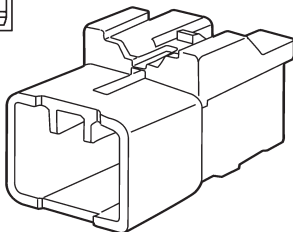
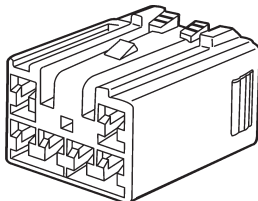
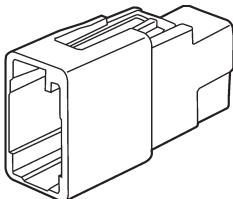
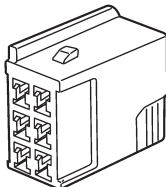
Male	Female		
	 	Part No.	Female MU802872
		Name	250
		Applicable terminal	Female MU802940
		Applicable plug	–
		Double-lock retainer style	Back-style retainer (Type A)
		Supply unit	Pack (1 set)
	 	Part No.	Female MU803774
		Name	025 (MX-7)
		Applicable terminal	Female MU800664 (Tin plated) Female MU800665 (Gold plated) Female MU800666 (for Power, Tin plated)
		Applicable plug	–
		Double-lock retainer style	Back-style retainer (Type A)
		Supply unit	Pack (1 set)

6 POSITION HOUSING

Male	Female		
 	 	Part No.	Male MU801331 Female MU801332
		Name	187
		Applicable terminal	Male MU800525 Female MU800526
		Applicable plug	–
		Double-lock retainer style	Side-style retainer (Type F)
		Supply unit	Pack (1 set)
	 	Part No.	Female MU801368
		Name	187
		Applicable terminal	Female MU800526
		Applicable plug	–
		Double-lock retainer style	Side-style retainer (Type F)
		Supply unit	Pack (1 set)
 	 	Part No.	Male MU801447 Female MU801448
		Name	070 (SDL-II)
		Applicable terminal	Male MU800645 Female MU800646
		Applicable plug	–
		Double-lock retainer style	Back-style retainer (Type B)
		Supply unit	Pack (1 set)

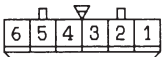
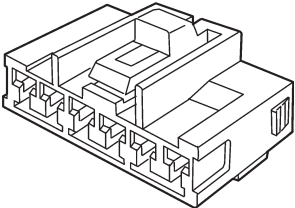
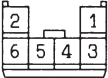
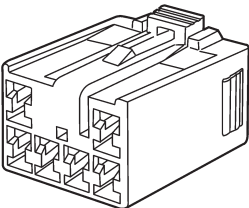
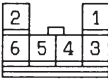
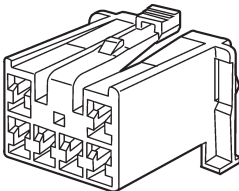

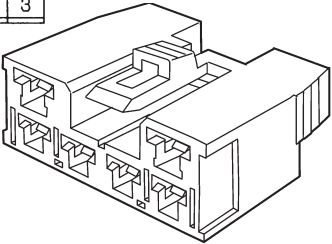

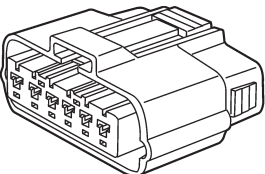
NOTES

- (1) See P. 1-6 for removal and mounting of double-lock retainers.
- (2) Housing and retainer colours are not the same as those of the actual vehicles.

Male	Female		
	<div><div><div>2</div><div>6</div></div><div><div>5</div><div>4</div></div><div><div>1</div><div>3</div></div></div> 	Part No.	Female MU801463
		Name	070 (SDL-II)
		Applicable terminal	Female MU800646
		Applicable plug	—
		Double-lock retainer style	Back-style retainer (Type B)
Supply unit	Pack (1 set)		
	<div><div><div>2</div><div>6</div></div><div><div>5</div><div>4</div></div><div><div>1</div><div>3</div></div></div> 	Part No.	Female MU801464
		Name	070 (SDL-II)
		Applicable terminal	Female MU800646
		Applicable plug	—
		Double-lock retainer style	Back-style retainer (Type B)
Supply unit	Pack (1 set)		
	<div><div><div>6</div><div>5</div><div>4</div><div>3</div><div>2</div><div>1</div></div></div> 	Part No.	Female MU801581
		Name	040 Multilock II
		Applicable terminal	Female MU800650 (Tin plated) Female MU800651 (Gold plated)
		Applicable plug	—
		Double-lock retainer style	Back-style retainer (Type C)
Supply unit	Pack (1 set)		
<div><div><div>1</div><div>3</div><div>5</div></div><div><div>2</div><div>4</div><div>6</div></div></div> 	<div><div><div>2</div><div>6</div></div><div><div>5</div><div>4</div></div><div><div>1</div><div>3</div></div></div> 	Part No.	Male MU801697 Female MU801698
		Name	090 II
		Applicable terminal	Male MU800523 (Tin plated) Male MU800545 (Gold plated) Female MU800524 (Tin plated) Female MU800546 (Gold plated)
		Applicable plug	—
		Double-lock retainer style	Side-style retainer (Type F)
Supply unit	Pack (1 set)		
<div><div><div>1</div><div>3</div><div>5</div></div><div><div>2</div><div>4</div><div>6</div></div></div> 	<div><div><div>2</div><div>4</div><div>6</div></div><div><div>1</div><div>3</div><div>5</div></div></div> 	Part No.	Male MU801831 Female MU801832
		Name	090 II
		Applicable terminal	Male MU800523 (Tin plated) Male MU800545 (Gold plated) Female MU800524 (Tin plated) Female MU800546 (Gold plated)
		Applicable plug	—
		Double-lock retainer style	Side-style retainer (Type F)
Supply unit	Pack (1 set)		




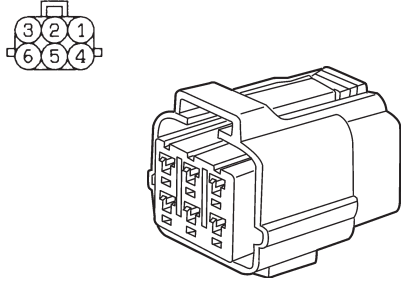

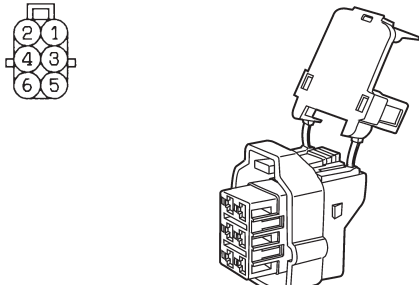

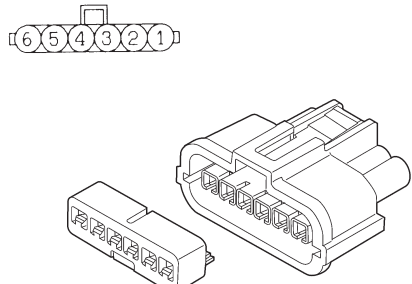
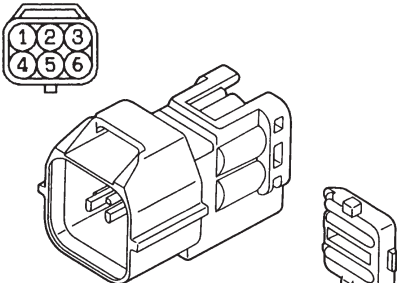
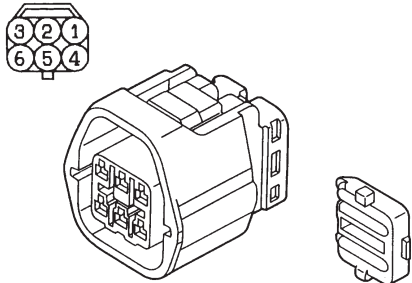
NOTES

- See P. 1-6 for removal and mounting of double-lock retainers.
- Housing and retainer colours are not the same as those of the actual vehicles.

Male	Female		
—	 	Part No.	Female MU801833
		Name	090 II
		Applicable terminal	Female MU800524 (Tin plated) Female MU800546 (Gold plated)
		Applicable plug	—
		Double-lock retainer style	Side-style retainer (Type F)
		Supply unit	Pack (1 set)
—	 	Part No.	Female MU801834
		Name	090 II
		Applicable terminal	Female MU800524 (Tin plated) Female MU800546 (Gold plated)
		Applicable plug	—
		Double-lock retainer style	Side-style retainer (Type F)
		Supply unit	Pack (1 set)
—	 	Part No.	Female MU801835
		Name	090 II
		Applicable terminal	Female MU800524 (Tin plated) Female MU800546 (Gold plated)
		Applicable plug	—
		Double-lock retainer style	Side-style retainer (Type F)
		Supply unit	Pack (1 set)
—	 	Part No.	Female MU801864
		Name	090 II + 187 HYBRID
		Applicable terminal	Female MU800524 (090 side, Tin plated) Female MU800546 (090 side, Gold plated) Female MU800526 (187 side)
		Applicable plug	—
		Double-lock retainer style	Side-style retainer (Type F)
		Supply unit	Pack (1 set)
—	 	Part No.	Female MU802048
		Name	090 (DL) Waterproof
		Applicable terminal	Female MU800533 (Tin plated) Female MU800550 (Gold plated)
		Applicable plug	MU800531
		Double-lock retainer style	Front-style retainer (Type E)
		Supply unit	Pack (1 set)

NOTES

- (1) See P. 1-6 for removal and mounting of double-lock retainers.
- (2) Housing and retainer colours are not the same as those of the actual vehicles.

Male	Female		
		Part No.	Female MU802052
		Name	090 (DL) Waterproof
		Applicable terminal	Female MU800533 (Tin plated) Female MU800550 (Gold plated)
		Applicable plug	MU800531
		Double-lock retainer style	Front-style retainer (Type E)
		Supply unit	Pack (1 set)
		Part No.	Female MU802056
		Name	090 (DL) Waterproof
		Applicable terminal	Female MU800533 (Tin plated) Female MU800550 (Gold plated)
		Applicable plug	MU800531
		Double-lock retainer style	Front-style retainer (Type E)
		Supply unit	Pack (1 set)
		Part No.	Female MU802059
		Name	090 (DL) Waterproof
		Applicable terminal	Female MU800533 (Tin plated) Female MU800550 (Gold plated)
		Applicable plug	MU800531
		Double-lock retainer style	Front-style retainer (Type E)
		Supply unit	Pack (1 set)
		Part No.	Female MU802068
		Name	090 (NDWP) Waterproof
		Applicable terminal	Female MU800632
		Applicable plug	MU800633
		Double-lock retainer style	Front-style retainer (Type D)
		Supply unit	Pack (1 set)
		Part No.	Male MU802341 Female MU802342
		Name	050 (SSD) Waterproof
		Applicable terminal	Male MU800639 Female MU800640
		Applicable plug	MU800641
		Double-lock retainer style	Back-style retainer (Type B)
		Supply unit	Pack (1 set)


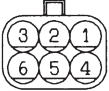
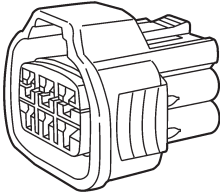

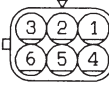
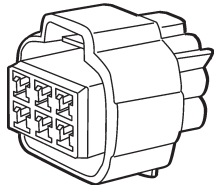

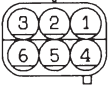
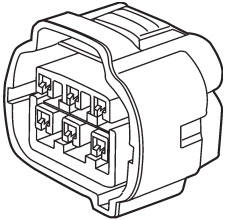

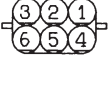
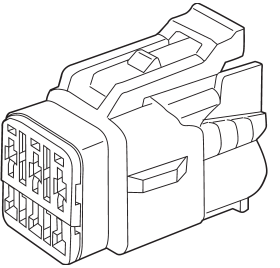


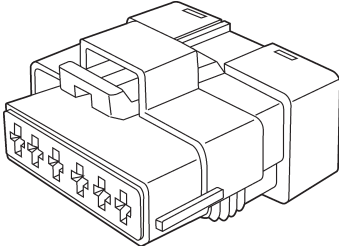
NOTES

- (1) See P. 1-6 for removal and mounting of double-lock retainers.
- (2) Housing and retainer colours are not the same as those of the actual vehicles.

Male		Female			
				Part No.	Male MU802353 Female MU802354
				Name	050 (SSD) + 090 II HYBRID Waterproof
				Applicable terminal	Male MU800639 (050 side) Male MU800642 (090 side) Female MU800640 (050 side) Female MU800643 (090 side)
				Applicable plug	MU800641 (050 side) MU800644 (090 side)
				Double-lock retainer style	Back-style retainer (Type B)
				Supply unit	Pack (1 set)
				Part No.	Male MU802607 Female MU802608
				Name	090 (NMWP) Waterproof
				Applicable terminal	Male MU800631 Female MU800632
				Applicable plug	MU800633
				Double-lock retainer style	Front-style retainer (Type D)
				Supply unit	Pack (1 set)
				Part No.	Male MU802667 Female MU802668
				Name	090 (NMWP) Waterproof
				Applicable terminal	Male MU800631 Female MU800632
				Applicable plug	MU800633
				Double-lock retainer style	Front-style retainer (Type D)
				Supply unit	Pack (1 set)
				Part No.	Female MU802725
				Name	110DWP Waterproof
				Applicable terminal	Female MU800647 (Tin plated) Female MU800648 (Gold plated)
				Applicable plug	MU800649
				Double-lock retainer style	Back-style retainer (Type B)
				Supply unit	Pack (1 set)
				Part No.	Male MU802753 Female MU802757
				Name	090 II Waterproof
				Applicable terminal	Male MU800553 (Tin plated) Male MU800555 (Gold plated) Female MU800554 (Tin plated) Female MU800556 (Gold plated)
				Applicable plug	MU800534
				Double-lock retainer style	Front-style retainer (Type E)
				Supply unit	Pack (1 set)

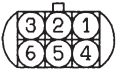
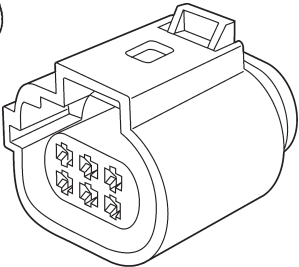

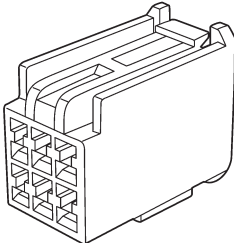

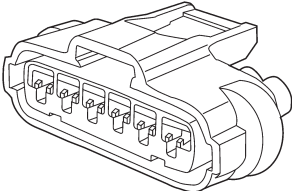
NOTES

- (1) See P. 1-6 for removal and mounting of double-lock retainers.
- (2) Housing and retainer colours are not the same as those of the actual vehicles.

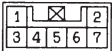
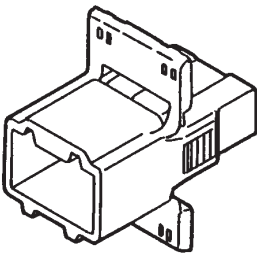

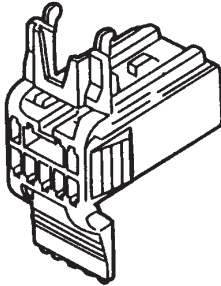

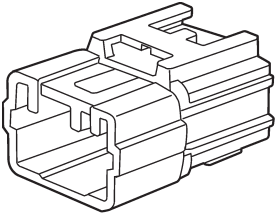
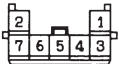
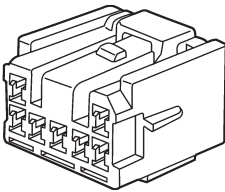
Male	Female		
	 	Part No.	Female MU802754
		Name	090 II Waterproof
		Applicable terminal	Female MU800554 (Tin plated) Female MU800556 (Gold plated)
		Applicable plug	MU800534
		Double-lock retainer style	Front-style retainer (Type E)
		Supply unit	Pack (1 set)
	 	Part No.	Female MU802755
		Name	090 II Waterproof
		Applicable terminal	Female MU800554 (Tin plated) Female MU800556 (Gold plated)
		Applicable plug	MU800534
		Double-lock retainer style	Front-style retainer (Type E)
		Supply unit	Pack (1 set)
	 	Part No.	Female MU802756
		Name	090 II Waterproof
		Applicable terminal	Female MU800554 (Tin plated) Female MU800556 (Gold plated)
		Applicable plug	MU800534
		Double-lock retainer style	Front-style retainer (Type E)
		Supply unit	Pack (1 set)
	 	Part No.	Female MU802758
		Name	090 II Waterproof
		Applicable terminal	Female MU800554 (Tin plated) Female MU800556 (Gold plated)
		Applicable plug	MU800534
		Double-lock retainer style	Front-style retainer (Type E)
		Supply unit	Pack (1 set)
	 	Part No.	Female MU802849
		Name	Sicma 2 Waterproof
		Applicable terminal	Female MU802918 (For S cavity) Female MU802917 (For L cavity)
		Applicable plug	MU802887
		Double-lock retainer style	Front-style retainer (Type E)
		Supply unit	Pack (1 set)

NOTES

- (1) See P. 1-6 for removal and mounting of double-lock retainers.
- (2) Housing and retainer colours are not the same as those of the actual vehicles.


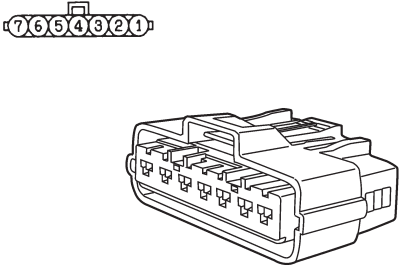

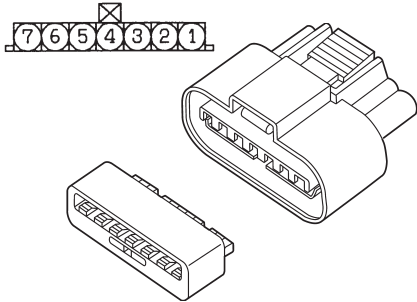
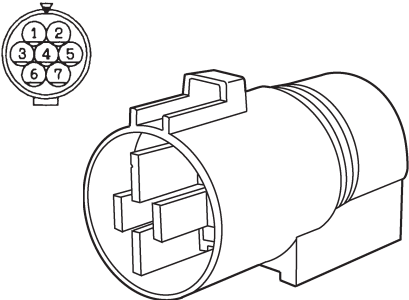
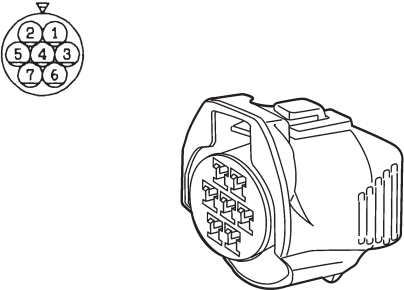
Male	Female		
—	 	Part No.	Female MU802871
		Name	VIII Waterproof
		Applicable terminal	Female MU802906
		Applicable plug	MU802885
		Double-lock retainer style	—
—	 	Part No.	Female MU805002
		Name	040 III
		Applicable terminal	Female MU800522 (Tin plated) Female MU800655 (Gold plated)
		Applicable plug	—
		Double-lock retainer style	Side-style retainer (Type F)
—	 	Part No.	Female MU805200
		Name	090 II Waterproof
		Applicable terminal	Female MU800554 (Tin plated) Female MU800556 (Gold plated)
		Applicable plug	MU800534
		Double-lock retainer style	Front-style retainer (Type E)
		Supply unit	Pack (1 set)

7 POSITION HOUSING

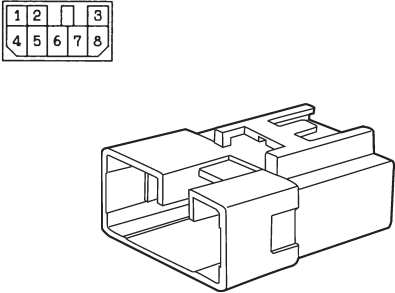
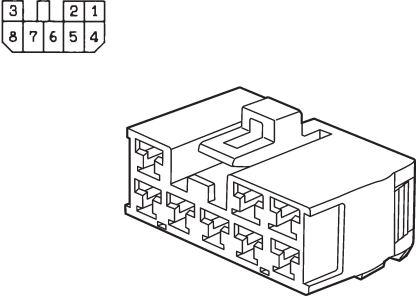

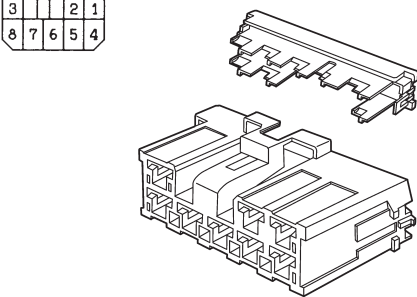
Male	Female		
 	 	Part No.	Male MU801547 Female MU801548
		Name	050 (CDR)
		Applicable terminal	Male MU800634 Female MU800635
		Applicable plug	—
		Double-lock retainer style	Back-style retainer (Type A)
 	 	Part No.	Male MU801837 Female MU801838
		Name	090 II
		Applicable terminal	Male MU800523 (Tin plated) Male MU800545 (Gold plated) Female MU800524 (Tin plated) Female MU800546 (Gold plated)
		Applicable plug	—
		Double-lock retainer style	Side-style retainer (Type F)
		Supply unit	Pack (1 set)

NOTES

- See P. 1-6 for removal and mounting of double-lock retainers.
- Housing and retainer colours are not the same as those of the actual vehicles.

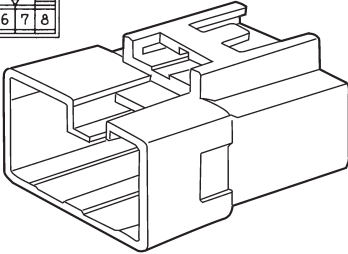
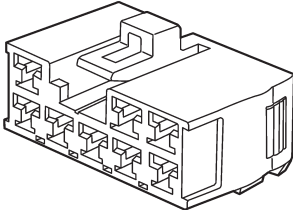
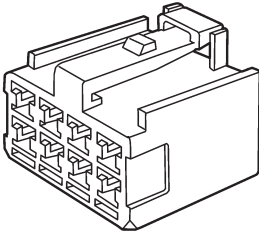
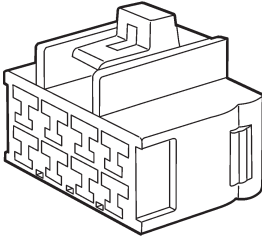
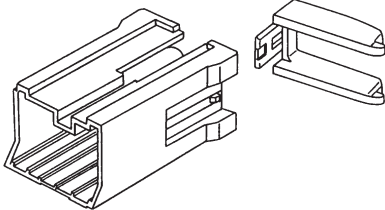
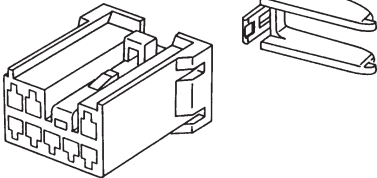
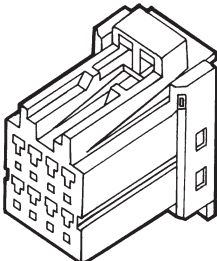
Male	Female		
		Part No.	Female MU802054
		Name	090 (DL) Waterproof
		Applicable terminal	Female MU800533 (Tin plated) Female MU800550 (Gold plated)
		Applicable plug	MU800531
		Double-lock retainer style	Front-style retainer (Type E)
		Supply unit	Pack (1 set)
		Part No.	Female MU802552
		Name	050 Waterproof (DEW)
		Applicable terminal	Female MU800592 (Tin plated) Female MU800597 (Gold plated)
		Applicable plug	MU800593
		Double-lock retainer style	Front-style retainer (Type D)
		Supply unit	Pack (1 set)
		Part No.	Male MU802759 Female MU802760
		Name	090 II Waterproof
		Applicable terminal	Male MU800553 (Tin plated) Male MU800555 (Gold plated) Female MU800554 (Tin plated) Female MU800556 (Gold plated)
		Applicable plug	MU800534
		Double-lock retainer style	Front-style retainer (Type E)
		Supply unit	Pack (1 set)

8 POSITION HOUSING

Male	Female		
		Part No.	Male MU801333 Female MU801334
		Name	187
		Applicable terminal	Male MU800525 Female MU800526
		Applicable plug	–
		Double-lock retainer style	Side-style retainer (Type F)
		Supply unit	Pack (1 set)
		Part No.	Female MU801344
		Name	187 (MS)
		Applicable terminal	Female MU800552
		Applicable plug	–
		Double-lock retainer style	Back-style retainer (Type B)
		Supply unit	Pack (1 set)

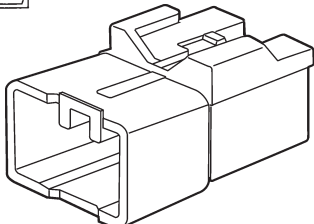
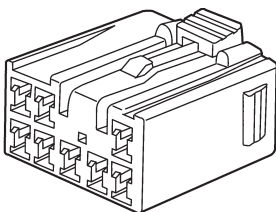
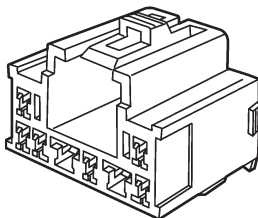
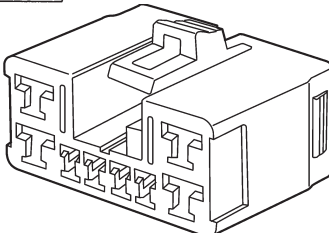
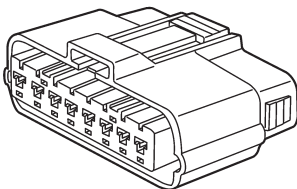
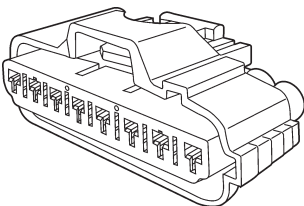
NOTES

- (1) See P. 1-6 for removal and mounting of double-lock retainers.
- (2) Housing and retainer colours are not the same as those of the actual vehicles.

Male	Female		
<div><div><div>123</div><div>45678</div></div></div> <div>—</div>	<div><div><div>321</div><div>87654</div></div></div> <div>—</div>	Part No.	Male MU801369 Female MU801370
		Name	187
		Applicable terminal	Male MU800525 Female MU800526
		Applicable plug	—
		Double-lock retainer style	Side-style retainer (Type F)
Supply unit	Pack (1 set)		
<div>—</div>	<div><div><div>4321</div><div>8765</div></div></div> <div>—</div>	Part No.	Female MU801371
		Name	187
		Applicable terminal	Female MU800526
		Applicable plug	—
		Double-lock retainer style	Side-style retainer (Type F)
Supply unit	Pack (1 set)		
<div>—</div>	<div><div><div>4321</div><div>8765</div></div></div> <div>—</div>	Part No.	Female MU801372
		Name	187
		Applicable terminal	Female MU800526
		Applicable plug	—
		Double-lock retainer style	Side-style retainer (Type F)
Supply unit	Pack (1 set)		
<div><div><div>123</div><div>45678</div></div></div> <div>—</div>	<div><div><div>321</div><div>87654</div></div></div> <div>—</div>	Part No.	Male MU801449 Female MU801450
		Name	070 (SDL-II)
		Applicable terminal	Male MU800645 Female MU800646
		Applicable plug	—
		Double-lock retainer style	Back-style retainer (Type B)
Supply unit	Pack (1 set)		
<div>—</div>	<div><div><div>4321</div><div>8765</div></div></div> <div>—</div>	Part No.	Female MU801582
		Name	040 Multi-lock II
		Applicable terminal	Female MU800650 (Tin plated) Female MU800651 (Gold plated)
		Applicable plug	—
		Double-lock retainer style	Back-style retainer (Type C)
Supply unit	Pack (1 set)		



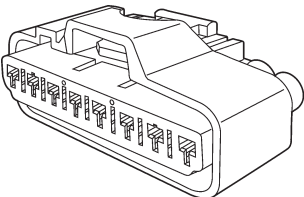

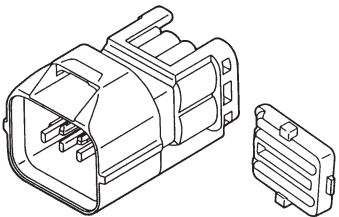

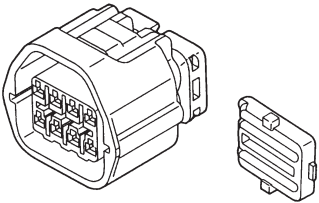

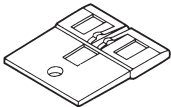
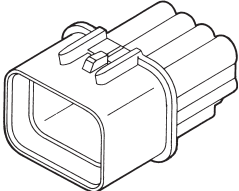

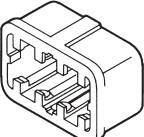
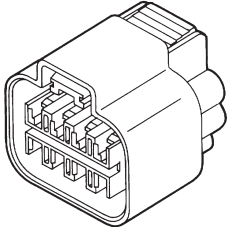


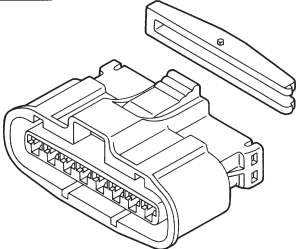

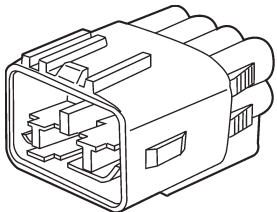
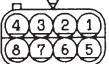
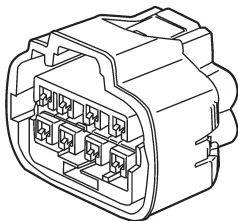
NOTES

- (1) See P. 1-6 for removal and mounting of double-lock retainers.
- (2) Housing and retainer colours are not the same as those of the actual vehicles.

Male	Female		
<div><div><div>1</div><div>2</div><div>3</div><div>4</div><div>5</div><div>6</div><div>7</div><div>8</div></div></div> <div></div>	<div><div><div>3</div><div>2</div><div>1</div><div>8</div><div>7</div><div>6</div><div>5</div><div>4</div></div></div> <div></div>	Part No.	Male MU801839 Female MU801840
		Name	090 II
		Applicable terminal	Male MU800523 (Tin plated) Male MU800545 (Gold plated) Female MU800524 (Tin plated) Female MU800546 (Gold plated)
		Applicable plug	—
		Double-lock retainer style	Side-style retainer (Type F)
Supply unit	Pack (1 set)		
—	<div><div><div>2</div><div>1</div><div>8</div><div>7</div><div>6</div><div>5</div><div>4</div><div>3</div></div></div> <div></div>	Part No.	Female MU801865
		Name	090 II + 187 HYBRID
		Applicable terminal	Female MU800524 (090 side, Tin plated) Female MU800546 (090 side, Gold plated) Female MU800526 (187 side)
		Applicable plug	—
		Double-lock retainer style	Side-style retainer (Type F)
Supply unit	Pack (1 set)		
—	<div><div><div>2</div><div>1</div><div>8</div><div>7</div><div>6</div><div>5</div><div>4</div><div>3</div></div></div> <div></div>	Part No.	Female MU801866
		Name	090 II + 187 HYBRID
		Applicable terminal	Female MU800524 (090 side, Tin plated) Female MU800546 (090 side, Gold plated) Female MU800526 (187 side)
		Applicable plug	—
		Double-lock retainer style	Side-style retainer (Type F)
Supply unit	Pack (1 set)		
—	<div><div><div>8</div><div>7</div><div>6</div><div>5</div><div>4</div><div>3</div><div>2</div><div>1</div></div></div> <div></div>	Part No.	Female MU802073
		Name	090 (DL) Waterproof
		Applicable terminal	Female MU800533 (Tin plated) Female MU800550 (Gold plated)
		Applicable plug	MU800531
		Double-lock retainer style	Front-style retainer (Type E)
Supply unit	Pack (1 set)		
—	<div><div><div>8</div><div>7</div><div>6</div><div>5</div><div>4</div><div>3</div><div>2</div><div>1</div></div></div> <div></div>	Part No.	Female MU802093
		Name	090 II Waterproof
		Applicable terminal	Female MU800554 (Tin plated) Female MU800556 (Gold plated)
		Applicable plug	MU800534
		Double-lock retainer style	Front-style retainer (Type E)
Supply unit	Pack (1 set)		



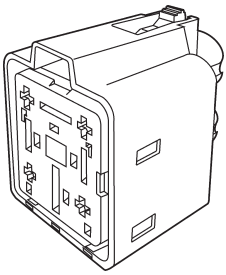

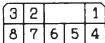
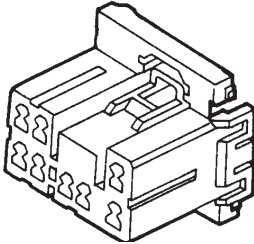
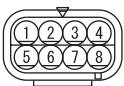
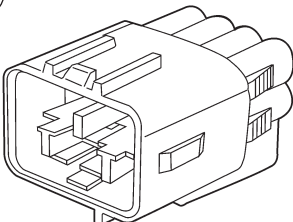
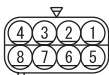
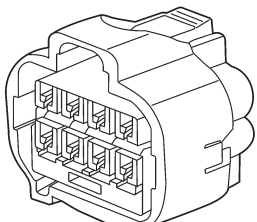
NOTES

- (1) See P. 1-6 for removal and mounting of double-lock retainers.
- (2) Housing and retainer colours are not the same as those of the actual vehicles.


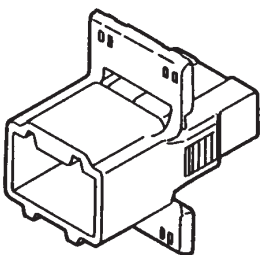
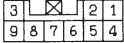
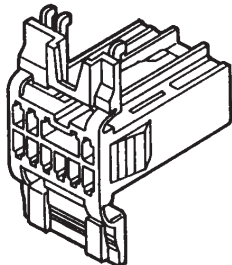
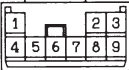
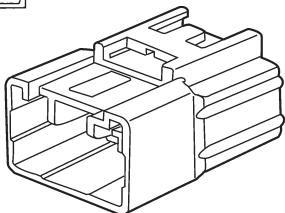
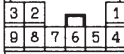
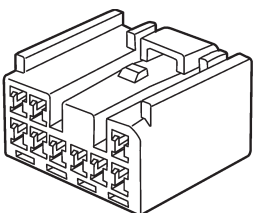
Male	Female		
	 	Part No.	Female MU802100
		Name	090 II Waterproof
		Applicable terminal	Female MU800554 (Tin plated) Female MU800556 (Gold plated)
		Applicable plug	MU800534
		Double-lock retainer style	Front-style retainer (Type E)
		Supply unit	Pack (1 set)
 	 	Part No.	Male MU802343 Female MU802344
		Name	050 (SSD) Waterproof
		Applicable terminal	Male MU800639 Female MU800640
		Applicable plug	MU800641
		Double-lock retainer style	Back-style retainer (Type B)
		Supply unit	Pack (1 set)
  	  	Part No.	Male MU802609 Female MU802610
		Name	090 (NMWP) Waterproof
		Applicable terminal	Male MU800631 Female MU800632
		Applicable plug	MU800633
		Double-lock retainer style	Front-style retainer (Type D)
		Supply unit	Pack (1 set)
	 	Part No.	Female MU802726
		Name	110DWP Waterproof
		Applicable terminal	Female MU800647 (Tin plated) Female MU800648 (Gold plated)
		Applicable plug	MU800649
		Double-lock retainer style	Back-style retainer (Type B)
		Supply unit	Pack (1 set)
 	 	Part No.	Male MU802749 Female MU802750
		Name	090 II Waterproof
		Applicable terminal	Male MU800553 (Tin plated) Male MU800555 (Gold plated) Female MU800554 (Tin plated) Female MU800556 (Gold plated)
		Applicable plug	MU800534
		Double-lock retainer style	Front-style retainer (Type E)
		Supply unit	Pack (1 set)

NOTES

- (1) See P. 1-6 for removal and mounting of double-lock retainers.
- (2) Housing and retainer colours are not the same as those of the actual vehicles.

Male	Female		
	 	Part No.	Female MU802850
		Name	DCSI Waterproof
		Applicable terminal	Female MU802921 (For S cavity) Female MU802922 (For M cavity) Female MU802923 (For L cavity)
		Applicable plug	–
		Double-lock retainer style	Front-style retainer (Type E)
		Supply unit	Pack (1 set)
	 	Part No.	Female MU803720
		Name	070 Multi-lock
		Applicable terminal	Female MU800652 (Tin plated) Female MU800653 (Gold plated)
		Applicable plug	–
		Double-lock retainer style	Back-style retainer (Type B)
		Supply unit	Pack (1 set)
 	 	Part No.	Male MU805210 Female MU805211
		Name	090 II Waterproof
		Applicable terminal	Male MU800553 (Tin plated) Male MU800555 (Gold plated) Female MU800554 (Tin plated) Female MU800556 (Gold plated)
		Applicable plug	MU800534
		Double-lock retainer style	Front-style retainer (Type E)
		Supply unit	Pack (1 set)

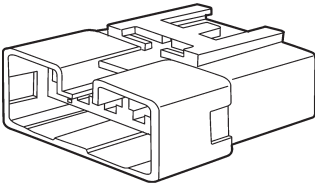
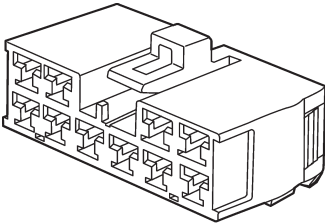
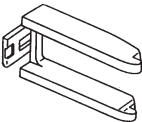
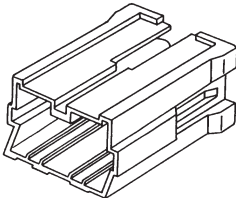
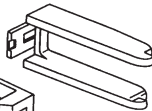
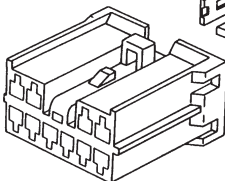
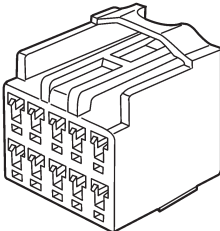
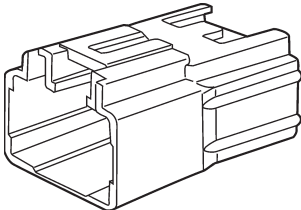
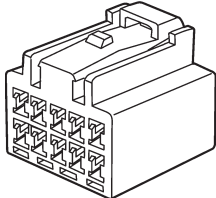
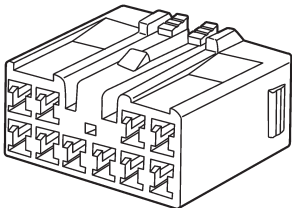
9 POSITION HOUSING

Male	Female		
 	 	Part No.	Male MU801549 Female MU801550
		Name	050 (CDR)
		Applicable terminal	Male MU800634 Female MU800635
		Applicable plug	–
		Double-lock retainer style	Back-style retainer (Type A)
		Supply unit	Pack (1 set)
 	 	Part No.	Male MU801841 Female MU801842
		Name	090 II
		Applicable terminal	Male MU800523 (Tin plated) Male MU800545 (Gold plated) Female MU800524 (Tin plated) Female MU800546 (Gold plated)
		Applicable plug	–
		Double-lock retainer style	Side-style retainer (Type F)
		Supply unit	Pack (1 set)

NOTES



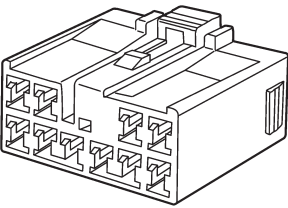
- (1) See P. 1-6 for removal and mounting of double-lock retainers.
- (2) Housing and retainer colours are not the same as those of the actual vehicles.

10 POSITION HOUSING

Male		Female			
<div><div><div>1</div><div>2</div><div></div><div>3</div><div>4</div></div><div><div>5</div><div>6</div><div>7</div><div>8</div><div>9</div><div>10</div></div></div> <div></div>		<div><div><div>4</div><div>3</div><div></div><div>2</div><div>1</div></div><div><div>10</div><div>9</div><div>8</div><div>7</div><div>6</div><div>5</div></div></div> <div></div>		<div><div>Part No.</div><div>Male MU801335 Female MU801336</div></div> <div><div>Name</div><div>187</div></div> <div><div>Applicable terminal</div><div>Male MU800525 Female MU800526</div></div> <div><div>Applicable plug</div><div>—</div></div> <div><div>Double-lock retainer style</div><div>Side-style retainer (Type F)</div></div> <div><div>Supply unit</div><div>Pack (1 set)</div></div>	
<div><div><div>1</div><div>2</div><div></div><div>3</div><div>4</div></div><div><div>5</div><div>6</div><div>7</div><div>8</div><div>9</div><div>10</div></div></div> <div></div>		<div><div><div>4</div><div>3</div><div></div><div>2</div><div>1</div></div><div><div>10</div><div>9</div><div>8</div><div>7</div><div>6</div><div>5</div></div></div> <div></div>		<div><div>Part No.</div><div>Male MU801451 Female MU801452</div></div> <div><div>Name</div><div>070 (SDL-II)</div></div> <div><div>Applicable terminal</div><div>Male MU800645 Female MU800646</div></div> <div><div>Applicable plug</div><div>—</div></div> <div><div>Double-lock retainer style</div><div>Side-style retainer (Type B)</div></div> <div><div>Supply unit</div><div>Pack (1 set)</div></div>	
—		<div><div><div>5</div><div>4</div><div>3</div><div>2</div><div>1</div></div><div><div>10</div><div>9</div><div>8</div><div>7</div><div>6</div></div></div> <div></div>		<div><div>Part No.</div><div>Female MU801514</div></div> <div><div>Name</div><div>040 III</div></div> <div><div>Applicable terminal</div><div>Female MU800522 (Tin plated) Female MU800655 (Gold plated)</div></div> <div><div>Applicable plug</div><div>—</div></div> <div><div>Double-lock retainer style</div><div>Side-style retainer (Type F)</div></div> <div><div>Supply unit</div><div>Pack (1 set)</div></div>	
<div><div><div>1</div><div>2</div><div>3</div><div>4</div><div>5</div></div><div><div>6</div><div>7</div><div>8</div><div>9</div><div>10</div></div></div> <div></div>		<div><div><div>5</div><div>4</div><div>3</div><div>2</div><div>1</div></div><div><div>10</div><div>9</div><div>8</div><div>7</div><div>6</div></div></div> <div></div>		<div><div>Part No.</div><div>Male MU801843 Female MU801844</div></div> <div><div>Name</div><div>090 II</div></div> <div><div>Applicable terminal</div><div>Male MU800523 (Tin plated) Male MU800545 (Gold plated) Female MU800524 (Tin plated) Female MU800546 (Gold plated)</div></div> <div><div>Applicable plug</div><div>—</div></div> <div><div>Double-lock retainer style</div><div>Side-style retainer (Type F)</div></div> <div><div>Supply unit</div><div>Pack (1 set)</div></div>	
—		<div><div><div>4</div><div>3</div><div></div><div>2</div><div>1</div></div><div><div>10</div><div>9</div><div>8</div><div>7</div><div>6</div><div>5</div></div></div> <div></div>		<div><div>Part No.</div><div>Female MU801845</div></div> <div><div>Name</div><div>090 II</div></div> <div><div>Applicable terminal</div><div>Female MU800524 (Tin plated) Female MU800546 (Gold plated)</div></div> <div><div>Applicable plug</div><div>—</div></div> <div><div>Double-lock retainer style</div><div>Side-style retainer (Type F)</div></div> <div><div>Supply unit</div><div>Pack (1 set)</div></div>	


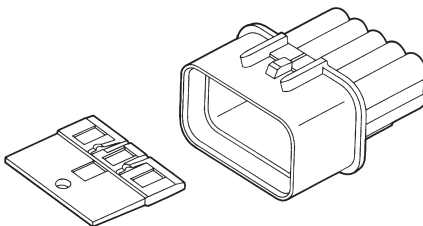

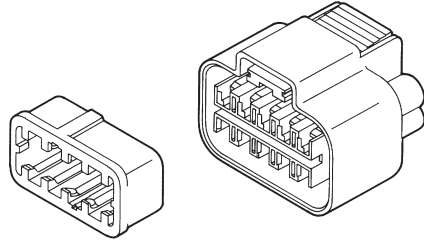
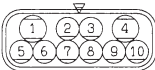
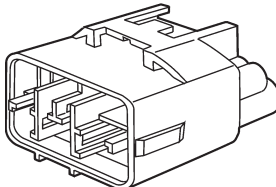
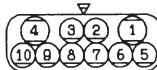
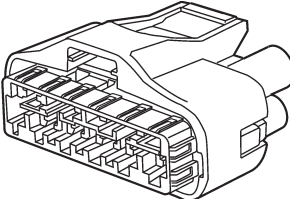

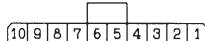
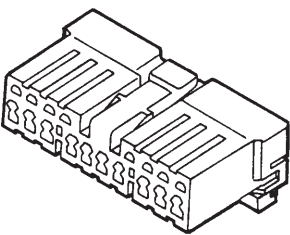

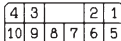
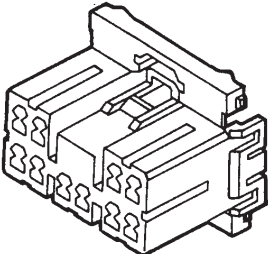
NOTES

- (1) See P. 1-6 for removal and mounting of double-lock retainers.
- (2) Housing and retainer colours are not the same as those of the actual vehicles.

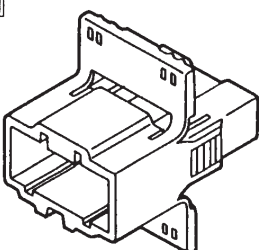
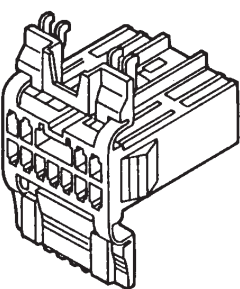
Male	Female	Part No.	Female MU801846
	 	Name	090 II
		Applicable terminal	Female MU800524 (Tin plated) Female MU800546 (Gold plated)
		Applicable plug	—
		Double-lock retainer style	Side-style retainer (Type F)
		Supply unit	Pack (1 set)
		Part No.	Male MU801867 Female MU801868
		Name	090 II + 187 HYBRID
		Applicable terminal	Male MU800523 (090 side, Tin plated) Male MU800545 (090 side, Gold plated) Male MU800525 (187 side) Female MU800524 (090 side, Tin plated) Female MU800546 (090 side, Gold plated) Female MU800526 (187 side)
		Applicable plug	—
		Double-lock retainer style	Side-style retainer (Type F)
		Supply unit	Pack (1 set)
		Part No.	Female MU802230
		Name	090 II + 187 HYBRID Waterproof
		Applicable terminal	Female MU800554 (090 side, Tin plated) Female MU800556 (090 side, Gold plated) Female MU800536 (187 side)
		Applicable plug	MU800534 (090 side) MU800537 (187 side)
		Double-lock retainer style	Front-style retainer (Type E)
		Supply unit	Pack (1 set)
		Part No.	Male MU802355 Female MU802356
		Name	050 (SSD) + 090 II HYBRID Waterproof
		Applicable terminal	Male MU800639 (050 side) Male MU800642 (090 side) Female MU800640 (050 side) Female MU800643 (090 side)
		Applicable plug	MU800641 (050 side) MU800644 (090 side)
		Double-lock retainer style	Back-style retainer (Type B)
		Supply unit	Pack (1 set)
		Part No.	Female MU802362
		Name	050 (SSD) + 090 II HYBRID Waterproof
		Applicable terminal	Female MU800640 (050 side) Female MU800643 (090 side)
		Applicable plug	MU800641 (050 side) MU800644 (090 side)
		Double-lock retainer style	Back-style retainer (Type B)
		Supply unit	Pack (1 set)

NOTES

- (1) See P. 1-6 for removal and mounting of double-lock retainers.
- (2) Housing and retainer colours are not the same as those of the actual vehicles.

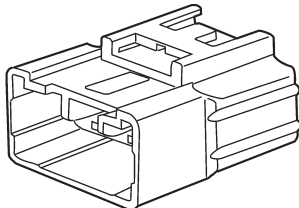
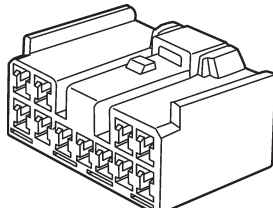
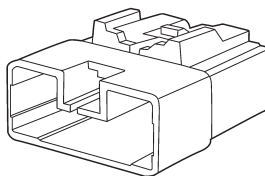
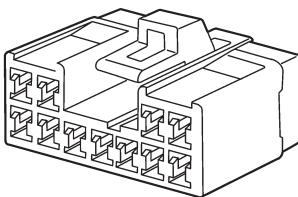
Male	Female		
<div></div> <div></div>	<div></div> <div></div>	Part No.	Male MU802645 Female MU802646
		Name	090 (NMWP) Waterproof
		Applicable terminal	Male MU800631 Female MU800632
		Applicable plug	MU800633
		Double-lock retainer style	Front-style retainer (Type D)
		Supply unit	Pack (1 set)
<div></div> <div></div>	<div></div> <div></div>	Part No.	Male MU802747 Female MU802748
		Name	090 II + 187 HYBRID Waterproof
		Applicable terminal	Male MU800553 (090 side, Tin plated) Male MU800555 (090 side, Gold plated) Male MU800535 (187 side) Female MU800554 (090 side, Tin plated) Female MU800556 (090 side, Gold plated) Female MU800536 (187 side)
		Applicable plug	MU800534 (090 side) MU800537 (187 side)
		Double-lock retainer style	Front-style retainer (Type E)
		Supply unit	Pack (1 set)
<div></div> <div></div>	<div></div> <div></div>	Part No.	Female MU803721
		Name	070 (Multi-lock)
		Applicable terminal	Female MU800652 (Tin plated) Female MU800653 (Gold plated)
		Applicable plug	—
		Double-lock retainer style	Back-style retainer (Type A)
		Supply unit	Pack (1 set)
<div></div> <div></div>	<div></div> <div></div>	Part No.	Female MU803722
		Name	070 (Multi-lock)
		Applicable terminal	Female MU800652 (Tin plated) Female MU800653 (Gold plated)
		Applicable plug	—
		Double-lock retainer style	Back-style retainer (Type A)
		Supply unit	Pack (1 set)

11 POSITION HOUSING

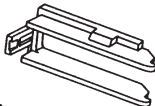
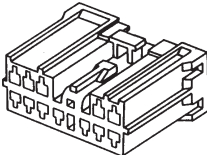
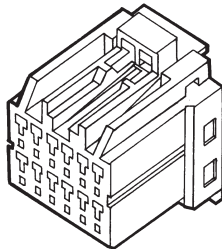
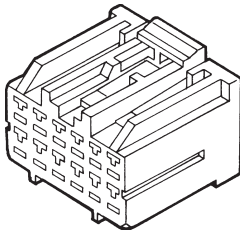
Male	Female		
<div><div><div>1</div><div>2</div><div></div><div></div><div>3</div><div>4</div></div><div><div>5</div><div>6</div><div>7</div><div>8</div><div>9</div><div>10</div><div>11</div></div></div> <div></div>	<div><div><div>4</div><div>3</div><div></div><div></div><div>2</div><div>1</div></div><div><div>11</div><div>10</div><div>9</div><div>8</div><div>7</div><div>6</div><div>5</div></div></div> <div></div>	Part No.	Male MU801551 Female MU801552
		Name	050 (CDR)
		Applicable terminal	Male MU800634 Female MU800635
		Applicable plug	—
		Double-lock retainer style	Back-style retainer (Type A)
		Supply unit	Pack (1 set)

NOTES

- See P. 1-6 for removal and mounting of double-lock retainers.
- Housing and retainer colours are not the same as those of the actual vehicles.


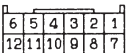
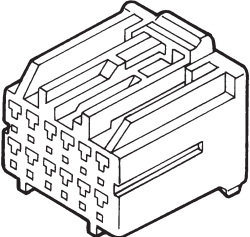

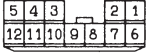
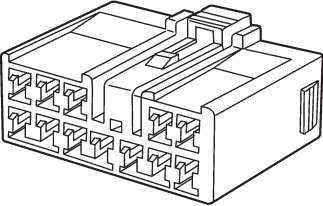
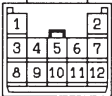
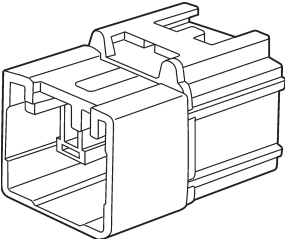
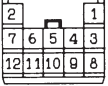
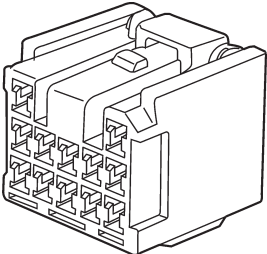

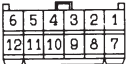
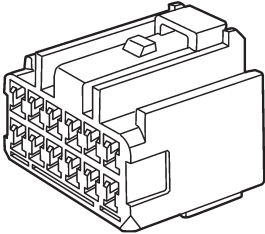


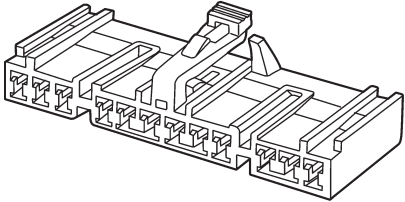
Male	Female		
<div><div><div>1234</div><div>567891011</div></div><div></div></div>	<div><div><div>43</div><div>111098765</div></div><div></div></div>	Part No.	Male MU801847 Female MU801848
		Name	090 II
		Applicable terminal	Male MU800523 (Tin plated) Male MU800545 (Gold plated) Female MU800524 (Tin plated) Female MU800546 (Gold plated)
		Applicable plug	—
		Double-lock retainer style	Side-style retainer (Type F)
		Supply unit	Pack (1 set)
<div><div><div>1234</div><div>567891011</div></div><div></div></div>	<div><div><div>43</div><div>111098765</div></div><div></div></div>	Part No.	Male MU801886 Female MU801850
		Name	090 II
		Applicable terminal	Male MU800523 (Tin plated) Male MU800545 (Gold plated) Female MU800524 (Tin plated) Female MU800546 (Gold plated)
		Applicable plug	—
		Double-lock retainer style	Side-style retainer (Type F)
		Supply unit	Pack (1 set)

12 POSITION HOUSING

Male	Female															
<div>—</div>	<div><table><tr><td>5</td><td>4</td><td>3</td><td></td><td>2</td><td>1</td></tr><tr><td>12</td><td>11</td><td>10</td><td>9</td><td>8</td><td>7</td><td>6</td></tr></table><div></div></div>	5	4	3		2	1	12	11	10	9	8	7	6	Part No.	Female MU801468
		5	4	3		2	1									
		12	11	10	9	8	7	6								
		Name	070 (SDL-II)													
		Applicable terminal	Female MU800646													
Applicable plug	—															
Double-lock retainer style	Back-style retainer (Type B)															
Supply unit	Pack (1 set)															
<div>—</div>	<div><table><tr><td>6</td><td>5</td><td>4</td><td>3</td><td>2</td><td>1</td></tr><tr><td>12</td><td>11</td><td>10</td><td>9</td><td>8</td><td>7</td></tr></table><div></div></div>	6	5	4	3	2	1	12	11	10	9	8	7	Part No.	Female MU801583	
		6	5	4	3	2	1									
		12	11	10	9	8	7									
		Name	040 Multi-lock II													
		Applicable terminal	Female MU800650 (Tin plated) Female MU800651 (Gold plated)													
Applicable plug	—															
Double-lock retainer style	Back-style retainer (Type C)															
Supply unit	Pack (1 set)															
<div>—</div>	<div><table><tr><td>6</td><td>5</td><td>4</td><td>3</td><td>2</td><td>1</td></tr><tr><td>12</td><td>11</td><td>10</td><td>9</td><td>8</td><td>7</td></tr></table><div></div></div>	6	5	4	3	2	1	12	11	10	9	8	7	Part No.	Female MU801820	
		6	5	4	3	2	1									
		12	11	10	9	8	7									
		Name	040/070 HYBRID													
		Applicable terminal	Female MU800522 (Tin plated) Female MU800655 (Gold plated)													
Applicable plug	—															
Double-lock retainer style	Side-style retainer (Type F)															
Supply unit	Pack (1 set)															

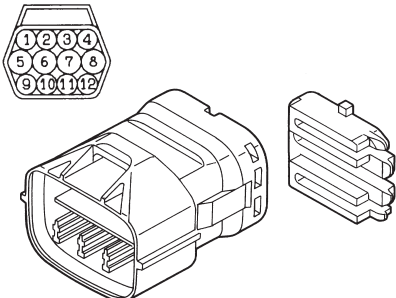
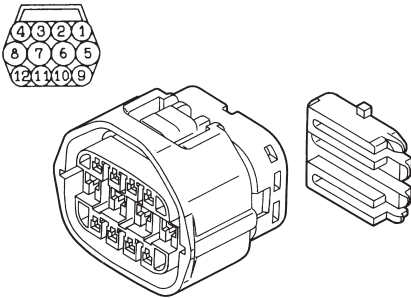
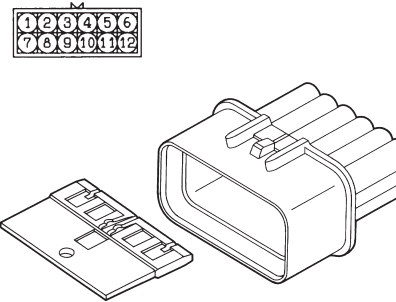
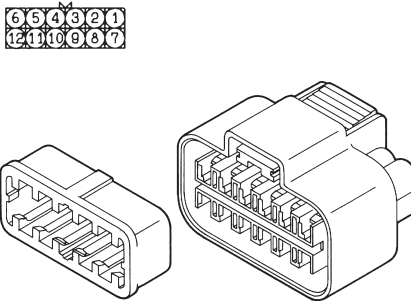
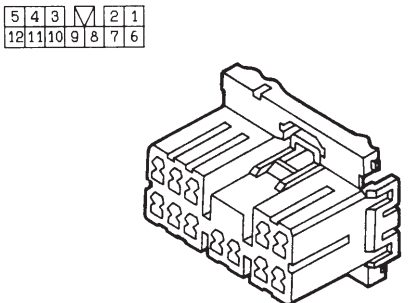
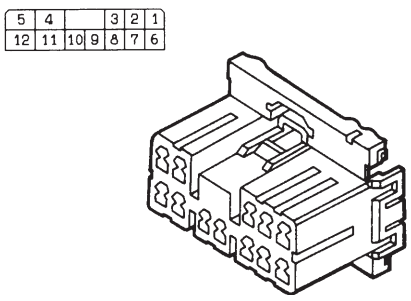
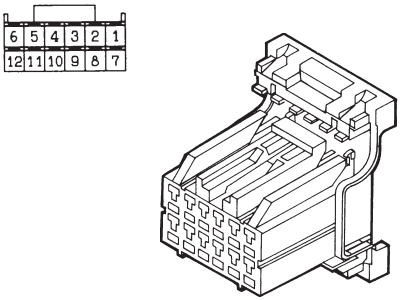
NOTES

- (1) See P. 1-6 for removal and mounting of double-lock retainers.
- (2) Housing and retainer colours are not the same as those of the actual vehicles.

Male	Female		
	 	Part No.	Female MU801821
		Name	040/070 HYBRID
		Applicable terminal	Female MU800656 (Tin plated) Female MU800657 (Gold plated)
		Applicable plug	—
		Double-lock retainer style	Side-style retainer (Type F)
		Supply unit	Pack (1 set)
	 	Part No.	Female MU801852
		Name	090 II
		Applicable terminal	Female MU800524 (Tin plated) Female MU800546 (Gold plated)
		Applicable plug	—
		Double-lock retainer style	Side-style retainer (Type F)
		Supply unit	Pack (1 set)
 	 	Part No.	Male MU801853 Female MU801854
		Name	090 II
		Applicable terminal	Male MU800523 (Tin plated) Male MU800545 (Gold plated) Female MU800524 (Tin plated) Female MU800546 (Gold plated)
		Applicable plug	—
		Double-lock retainer style	Side-style retainer (Type F)
		Supply unit	Pack (1 set)
	 	Part No.	Female MU801859
		Name	090 II
		Applicable terminal	Female MU800524 (Tin plated) Female MU800546 (Gold plated)
		Applicable plug	—
		Double-lock retainer style	Side-style retainer (Type F)
		Supply unit	Pack (1 set)
	 	Part No.	Female MU802098
		Name	090 II
		Applicable terminal	Female MU800524 (Tin plated) Female MU800546 (Gold plated)
		Applicable plug	—
		Double-lock retainer style	Side-style retainer (Type F)
		Supply unit	Pack (1 set)

NOTES

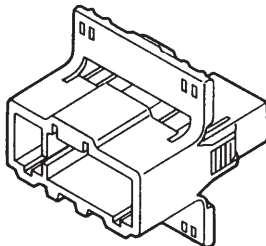
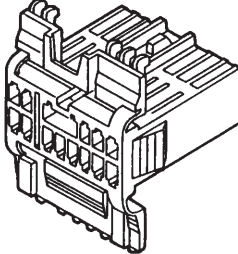
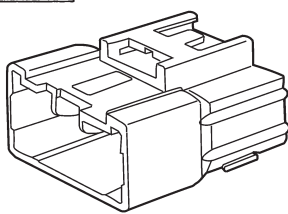
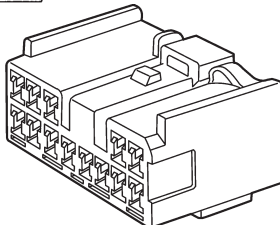
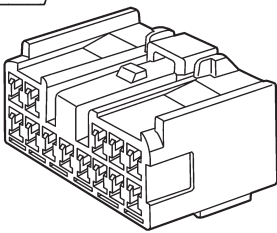
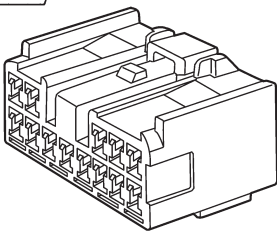
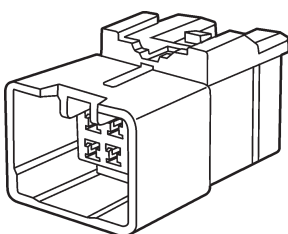
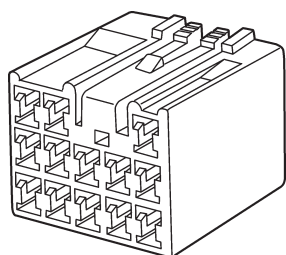
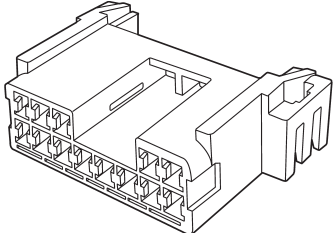
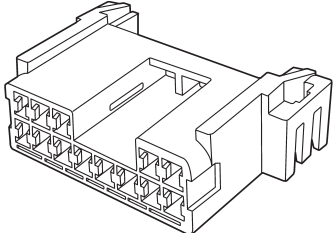
- (1) See P. 1-6 for removal and mounting of double-lock retainers.
- (2) Housing and retainer colours are not the same as those of the actual vehicles.

Male	Female	Part No.	Male MU802357 Female MU802358
		Name	050 (SSD) + 090 II HYBRID Waterproof
		Applicable terminal	Male MU800639 (050 side) Male MU800642 (090 side) Female MU800640 (050 side) Female MU800643 (090 side)
		Applicable plug	MU800641 (050 side) MU800644 (090 side)
		Double-lock retainer style	Back-style retainer (Type B)
Supply unit	Pack (1 set)	Part No.	Male MU802611 Female MU802612
		Name	090 (NMWP) Waterproof
		Applicable terminal	Male MU800631 Female MU800632
		Applicable plug	MU800633
		Double-lock retainer style	Front-style retainer (Type D)
Supply unit	Pack (1 set)	Part No.	Female MU803723
—		Name	070 (Multi-lock)
		Applicable terminal	Female MU800652 (Tin plated) Female MU800653 (Gold plated)
		Applicable plug	—
		Double-lock retainer style	Back-style retainer (Type A)
Supply unit	Pack (1 set)	Part No.	Female MU803724
—		Name	070 (Multi-lock)
		Applicable terminal	Female MU800652 (Tin plated) Female MU800653 (Gold plated)
		Applicable plug	—
		Double-lock retainer style	Back-style retainer (Type A)
Supply unit	Pack (1 set)	Part No.	Female MU803770
—		Name	040/070 (MX-5)
		Applicable terminal	Female MU800660 (Tin plated) Female MU800661 (Gold plated)
		Applicable plug	—
		Double-lock retainer style	Back-style retainer (Type A)
Supply unit	Pack (1 set)		

NOTES

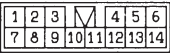
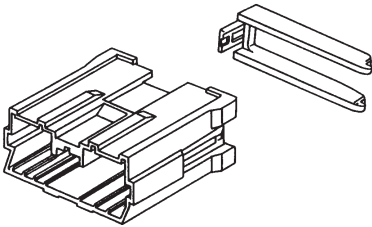

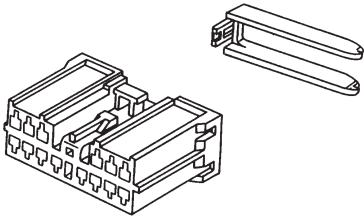
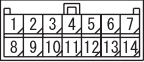
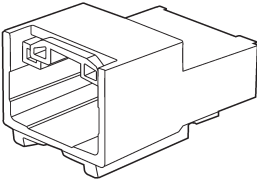
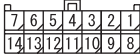
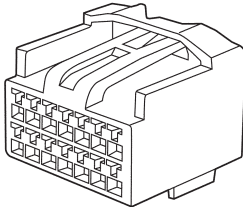
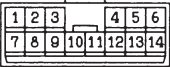
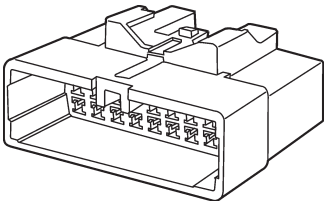
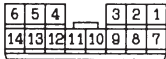
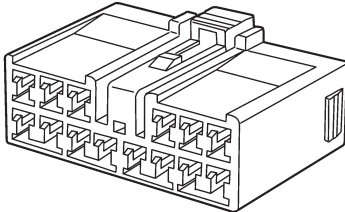
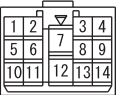
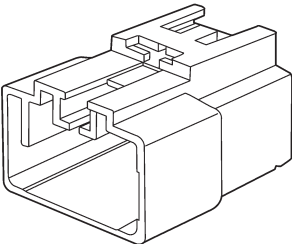

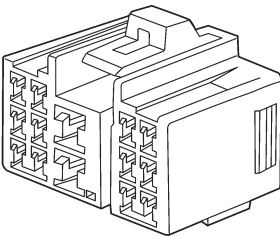
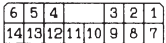
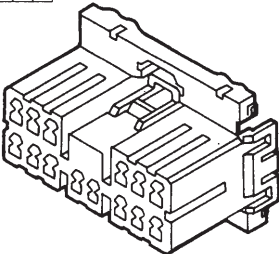
- (1) See P. 1-6 for removal and mounting of double-lock retainers.
- (2) Housing and retainer colours are not the same as those of the actual vehicles.

13, 14, 15 POSITION HOUSING

Male	Female		
<div><div><div>12345</div><div>678910111213</div></div><div></div></div>	<div><div><div>54321</div><div>131211109876</div></div><div></div></div>	Part No.	Male MU801553 Female MU801554
		Name	050 (CDR)
		Applicable terminal	Male MU800634 Female MU800635
		Applicable plug	—
		Double-lock retainer style	Back-style retainer (Type A)
		Supply unit	Pack (1 set)
<div><div><div>12345</div><div>678910111213</div></div><div></div></div>	<div><div><div>54321</div><div>131211109876</div></div><div></div></div>	Part No.	Male MU801855 Female MU801856
		Name	090 II
		Applicable terminal	Male MU800523 (Tin plated) Male MU800545 (Gold plated) Female MU800524 (Tin plated) Female MU800546 (Gold plated)
		Applicable plug	—
		Double-lock retainer style	Side-style retainer (Type F)
		Supply unit	Pack (1 set)
<div><div><div>54321</div><div>131211109876</div></div><div></div></div>	<div><div><div>54321</div><div>131211109876</div></div><div></div></div>	Part No.	Female MU801860
		Name	090 II
		Applicable terminal	Female MU800524 (Tin plated) Female MU800546 (Gold plated)
		Applicable plug	—
		Double-lock retainer style	Side-style retainer (Type F)
		Supply unit	Pack (1 set)
<div><div><div>12345678</div><div>910111213</div></div><div></div></div>	<div><div><div>321</div><div>45678</div><div>910111213</div></div><div></div></div>	Part No.	Male MU801879 Female MU801880
		Name	090 II
		Applicable terminal	Male MU800523 (Tin plated) Male MU800545 (Gold plated) Female MU800524 (Tin plated) Female MU800546 (Gold plated)
		Applicable plug	—
		Double-lock retainer style	Side-style retainer (Type F)
		Supply unit	Pack (1 set)
<div><div><div>54321</div><div>131211109876</div></div><div></div></div>	<div><div><div>54321</div><div>131211109876</div></div><div></div></div>	Part No.	Female MU803796
		Name	Diag
		Applicable terminal	Female MU800524 (Tin plated) Female MU800546 (Gold plated)
		Applicable plug	—
		Double-lock retainer style	—
		Supply unit	Pack (1 set)

NOTES

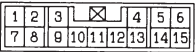
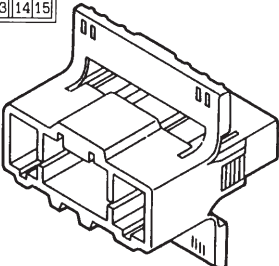
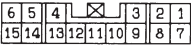
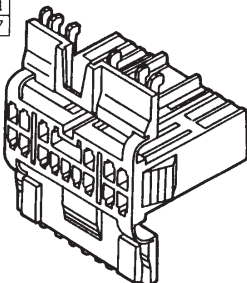
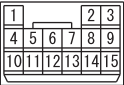
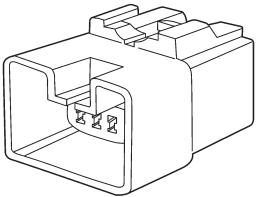
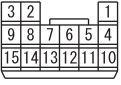
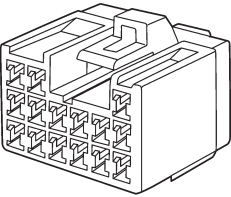
- (1) See P. 1-6 for removal and mounting of double-lock retainers.
- (2) Housing and retainer colours are not the same as those of the actual vehicles.

Male		Female		Part No.	Male MU801453 Female MU801454
 		 		Name	070 (SDL-II)
				Applicable terminal	Male MU800645 Female MU800646
				Applicable plug	—
				Double-lock retainer style	Back-style retainer (Type B)
				Supply unit	Pack (1 set)
Male		Female		Part No.	Male MU801586 Female MU801587
 		 		Name	040 III
				Applicable terminal	Male MB992031 (Tin plated) Male MM992032 (Gold plated) Female MU800522 (Tin plated) Female MU800655 (Gold plated)
				Applicable plug	—
				Double-lock retainer style	Side-style retainer (Type F)
				Supply unit	Pack (1 set)
Male		Female		Part No.	Male MU801857 Female MU801858
 		 		Name	090 II
				Applicable terminal	Male MU800523 (Tin plated) Male MU800545 (Gold plated) Female MU800524 (Tin plated) Female MU800546 (Gold plated)
				Applicable plug	—
				Double-lock retainer style	Side-style retainer (Type F)
				Supply unit	Pack (1 set)
Male		Female		Part No.	Male MU801873 Female MU801874
 		 		Name	090 II + 187 HYBRID
				Applicable terminal	Male MU800523 (090 side, Tin plated) Male MU800545 (090 side, Gold plated) Male MU800525 (187 side) Female MU800524 (090 side, Tin plated) Female MU800546 (090 side, Gold plated) Female MU800526 (187 side)
				Applicable plug	—
				Double-lock retainer style	Side-style retainer (Type F)
				Supply unit	Pack (1 set)
Male		Female		Part No.	Female MU803725
 				Name	070 (Multi-lock)
				Applicable terminal	Female MU800652 (Tin plated) Female MU800653 (Gold plated)
				Applicable plug	—
				Double-lock retainer style	Back-style retainer (Type A)
				Supply unit	Pack (1 set)


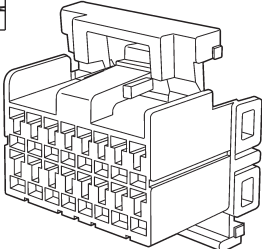

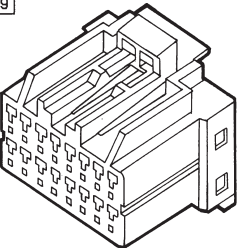

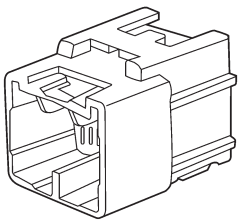
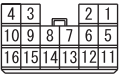
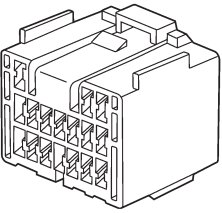
NOTES

- (1) See P. 1-6 for removal and mounting of double-lock retainers.
- (2) Housing and retainer colours are not the same as those of the actual vehicles.

2-58 SUPPLIED PARTS LIST – 13, 14, 15 Position Housing / 16, 17 Position Housing



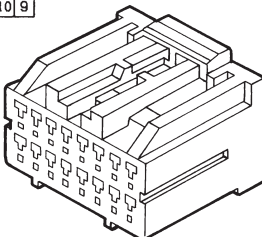


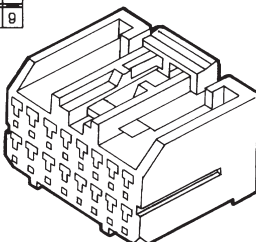


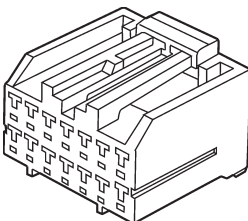
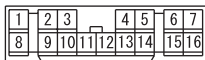
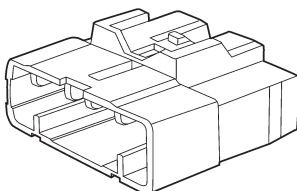
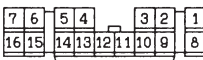
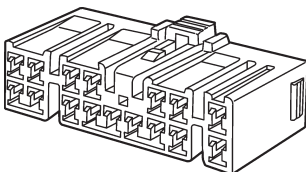
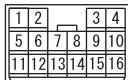
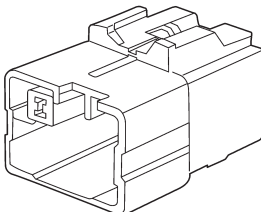
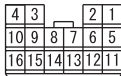
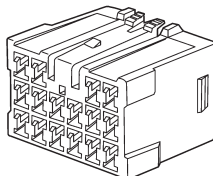
Male	Female		
 	 	Part No.	Male MU801555 Female MU801556
		Name	050 (CDR)
		Applicable terminal	Male MU800634 Female MU800635
		Applicable plug	–
		Double-lock retainer style	Back-style retainer (Type A)
		Supply unit	Pack (1 set)
 	 	Part No.	Male MU801882 Female MU801883
		Name	090 II
		Applicable terminal	Male MU800523 (Tin plated) Male MU800545 (Gold plated) Female MU800524 (Tin plated) Female MU800546 (Gold plated)
		Applicable plug	–
		Double-lock retainer style	Side-style retainer (Type F)
		Supply unit	Pack (1 set)

16,17 POSITION HOUSING

Male	Female		
—	 	Part No.	Female MU801574
		Name	040 (Multi-lock)
		Applicable terminal	Female MU800650 (Tin plated) Female MU800651 (Gold plated)
		Applicable plug	–
		Double-lock retainer style	Back-style retainer (Type A)
		Supply unit	Pack (1 set)
—	 	Part No.	Female MU801584
		Name	040 Multi-lock II
		Applicable terminal	Female MU800650 (Tin plated) Female MU800651 (Gold plated)
		Applicable plug	–
		Double-lock retainer style	Back-style retainer (Type C)
		Supply unit	Pack (1 set)
 	 	Part No.	Male MU801595 Female MU801596
		Name	050
		Applicable terminal	Male MB992027 Female MB992028
		Applicable plug	–
		Double-lock retainer style	Side-style retainer (Type F)
		Supply unit	Pack (1 set)

NOTES


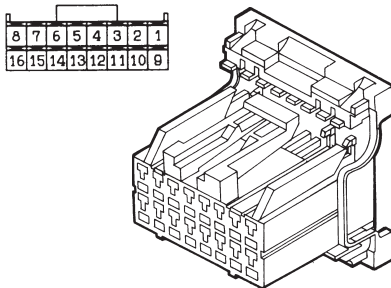

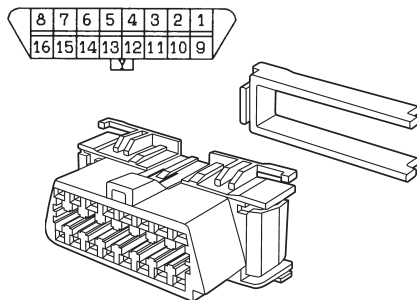


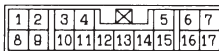

- (1) See P. 1-6 for removal and mounting of double-lock retainers.
- (2) Housing and retainer colours are not the same as those of the actual vehicles.

Male	Female		
	 	Part No.	Female MU801822
		Name	040/070 HYBRID
		Applicable terminal	Female MU800522 (Tin plated) Female MU800655 (Gold plated)
		Applicable plug	—
		Double-lock retainer style	Side-style retainer (Type F)
	 	Part No.	Female MU801826
		Name	040/070 HYBRID
		Applicable terminal	Female MU800522 (Tin plated) Female MU800655 (Gold plated)
		Applicable plug	—
		Double-lock retainer style	Side-style retainer (Type F)
	 	Part No.	Female MU801828
		Name	040/070 HYBRID
		Applicable terminal	Female MU800522 (040 side, Tin plated) Female MU800655 (040 side, Gold plated) Female MU800656 (070 side, Tin plated) Female MU800657 (070 side, Gold plated)
		Applicable plug	—
		Double-lock retainer style	Side-style retainer (Type F)
 	 	Part No.	Male MU801863 Female MU801862
		Name	090 II
		Applicable terminal	Male MU800523 (Tin plated) Male MU800545 (Gold plated) Female MU800524 (Tin plated) Female MU800546 (Gold plated)
		Applicable plug	—
		Double-lock retainer style	Side-style retainer (Type F)
 	 	Part No.	Male MU801885 Female MU801884
		Name	090 II
		Applicable terminal	Male MU800523 (Tin plated) Male MU800545 (Gold plated) Female MU800524 (Tin plated) Female MU800546 (Gold plated)
		Applicable plug	—
		Double-lock retainer style	Side-style retainer (Type F)
		Supply unit	Pack (1 set)

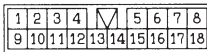
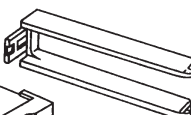
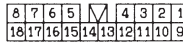
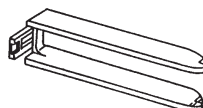
NOTES

- (1) See P. 1-6 for removal and mounting of double-lock retainers.
- (2) Housing and retainer colours are not the same as those of the actual vehicles.

2-60 SUPPLIED PARTS LIST – 16, 17 Position Housing / 18, 19, 20, 22 Position Housing

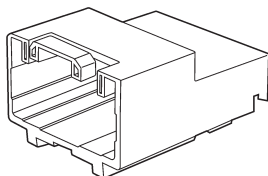
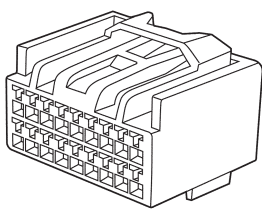
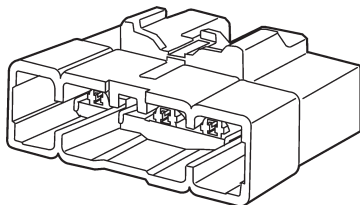
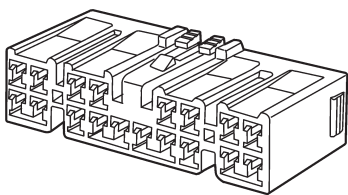
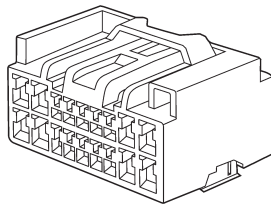
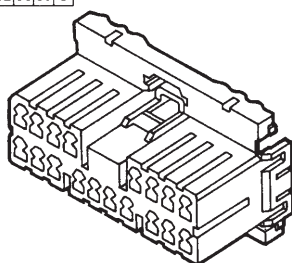
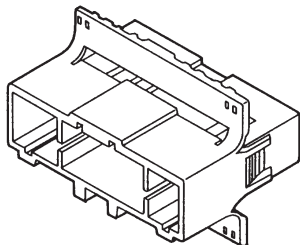
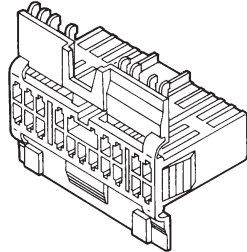
Male	Female		
		Part No.	Female MU803771
		Name	040/070 (MX-5)
		Applicable terminal	Female MU800660 (Tin plated) Female MU800661 (Gold plated)
		Applicable plug	—
		Double-lock retainer style	Back-style retainer (Type A)
Supply unit	Pack (1 set)		
		Part No.	Female MU803797
		Name	Diag
		Applicable terminal	Female MU800589
		Applicable plug	—
		Double-lock retainer style	Back-style retainer (Type B)
Supply unit	Pack (1 set)		
		Part No.	Male MB894137 Female MB894138
		Name	090 (DL) Waterproof
		Applicable terminal	Male MU800532 (Tin plated) Male MU800549 (Gold plated) Female MU800533 (Tin plated) Female MU800550 (Gold plated)
		Applicable plug	MU800531
		Double-lock retainer style	Front-style retainer (Type E)
Supply unit	Pack (1 set)		
		Part No.	Male MU801557 Female MU801558
		Name	050 (CDR)
		Applicable terminal	Male MU800634 Female MU800635
		Applicable plug	—
		Double-lock retainer style	Side-style retainer (Type F)
Supply unit	Pack (1 set)		

18, 19, 20, 22 POSITION HOUSING

Male	Female												
<div><div><div>12345678</div><div>9101112131415161718</div></div><div></div><div></div></div> <div><div><div>87654321</div><div>1817161514131211109</div></div><div></div><div></div></div>	<table><tr><td>Part No.</td><td>Male MU801455 Female MU801456</td></tr><tr><td>Name</td><td>070 (SDL-II)</td></tr><tr><td>Applicable terminal</td><td>Male MU800645 Female MU800646</td></tr><tr><td>Applicable plug</td><td>—</td></tr><tr><td>Double-lock retainer style</td><td>Back-style retainer (Type B)</td></tr><tr><td>Supply unit</td><td>Pack (1 set)</td></tr></table>	Part No.	Male MU801455 Female MU801456	Name	070 (SDL-II)	Applicable terminal	Male MU800645 Female MU800646	Applicable plug	—	Double-lock retainer style	Back-style retainer (Type B)	Supply unit	Pack (1 set)
Part No.	Male MU801455 Female MU801456												
Name	070 (SDL-II)												
Applicable terminal	Male MU800645 Female MU800646												
Applicable plug	—												
Double-lock retainer style	Back-style retainer (Type B)												
Supply unit	Pack (1 set)												

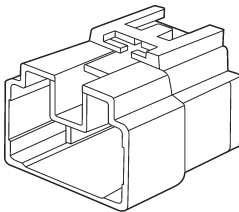
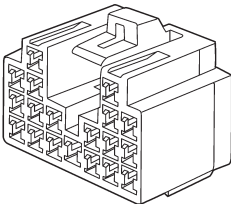
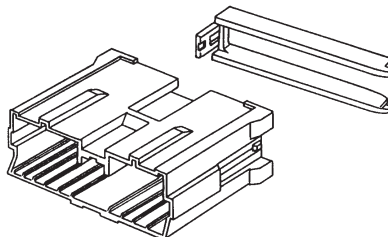
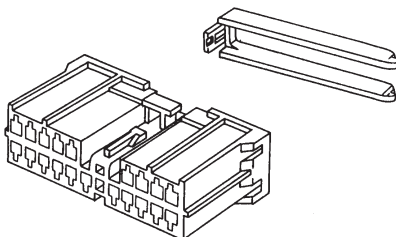

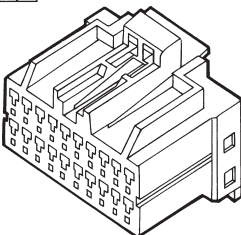
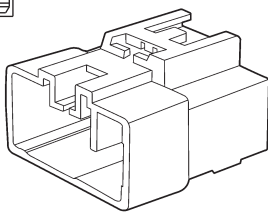
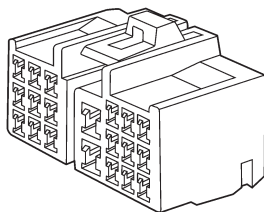
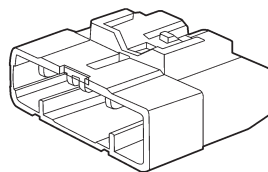
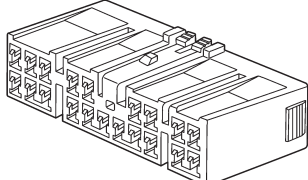
NOTES

- See P. 1-6 for removal and mounting of double-lock retainers.
- Housing and retainer colours are not the same as those of the actual vehicles.

Male	Female		
<div><div><div>123456789</div><div>101112131415161718</div></div><div></div></div>	<div><div><div>987654321</div><div>181716151413121110</div></div><div></div></div>	<div><div>Part No.</div><div>Male MU801589 Female MU801594</div></div> <div><div>Name</div><div>040 III</div></div> <div><div>Applicable terminal</div><div>Male MB992031 (Tin plated) Male MB992032 (Gold plated) Female MU800522 (Tin plated) Female MU800655 (Gold plated)</div></div> <div><div>Applicable plug</div><div>—</div></div> <div><div>Double-lock retainer style</div><div>Side-style retainer (Type F)</div></div> <div><div>Supply unit</div><div>Pack (1 set)</div></div>	
<div><div><div>12345678</div><div>9101112131415161718</div></div><div></div></div>	<div><div><div>87654321</div><div>181716151413121110</div></div><div></div></div>	<div><div>Part No.</div><div>Male MU801869 Female MU801870</div></div> <div><div>Name</div><div>090 II</div></div> <div><div>Applicable terminal</div><div>Male MU800523 (Tin plated) Male MU800545 (Gold plated) Female MU800524 (Tin plated) Female MU800546 (Gold plated)</div></div> <div><div>Applicable plug</div><div>—</div></div> <div><div>Double-lock retainer style</div><div>Side-style retainer (Type F)</div></div> <div><div>Supply unit</div><div>Pack (1 set)</div></div>	
<div><div><div>—</div></div></div>	<div><div><div>987654321</div><div>181716151413121110</div></div><div></div></div>	<div><div>Part No.</div><div>Female MU801972</div></div> <div><div>Name</div><div>040 III + 090 II HYBRID</div></div> <div><div>Applicable terminal</div><div>Female MU800522 (040 side, Tin plated) Female MU800655 (040 side, Gold plated) Female MU800524 (090 side, Tin plated) Female MU800546 (090 side, Gold plated)</div></div> <div><div>Applicable plug</div><div>—</div></div> <div><div>Double-lock retainer style</div><div>Side-style retainer (Type F)</div></div> <div><div>Supply unit</div><div>Pack (1 set)</div></div>	
<div><div><div>—</div></div></div>	<div><div><div>87654321</div><div>181716151413121110</div></div><div></div></div>	<div><div>Part No.</div><div>Female MU803726</div></div> <div><div>Name</div><div>070 (Multi-lock)</div></div> <div><div>Applicable terminal</div><div>Female MU800652 (Tin plated) Female MU800653 (Gold plated)</div></div> <div><div>Applicable plug</div><div>—</div></div> <div><div>Double-lock retainer style</div><div>Back-style retainer (Type A)</div></div> <div><div>Supply unit</div><div>Pack (1 set)</div></div>	
<div><div><div>12345678</div><div>910111213141516171819</div></div><div></div></div>	<div><div><div>87654321</div><div>19181716151413121110</div></div><div></div></div>	<div><div>Part No.</div><div>Male MU801559 Female MU801560</div></div> <div><div>Name</div><div>050 (CDR)</div></div> <div><div>Applicable terminal</div><div>Male MU800634 Female MU800635</div></div> <div><div>Applicable plug</div><div>—</div></div> <div><div>Double-lock retainer style</div><div>Back-style retainer (Type A)</div></div> <div><div>Supply unit</div><div>Pack (1 set)</div></div>	

NOTES

- (1) See P. 1-6 for removal and mounting of double-lock retainers.
- (2) Housing and retainer colours are not the same as those of the actual vehicles.

<div>Male</div> <div><div><div><div>1</div><div>2</div><div>3</div><div>4</div><div>5</div><div>6</div><div>7</div><div>8</div><div>9</div><div>10</div><div>11</div><div>12</div><div>13</div><div>14</div><div>15</div><div>16</div><div>17</div><div>18</div><div>19</div></div></div><div></div></div>	<div>Female</div> <div><div><div><div>2</div><div>1</div><div>6</div><div>5</div><div>12</div><div>11</div><div>10</div><div>9</div><div>8</div><div>7</div><div>19</div><div>18</div><div>17</div><div>16</div><div>15</div><div>14</div><div>13</div></div></div><div></div></div>	<div>Part No.</div> <div>Male MU801890 Female MU801891</div> <div>Name</div> <div>090 II + 187 HYBRID</div> <div>Applicable terminal</div> <div>Male MU800523 (090 side, Tin plated) Male MU800545 (090 side, Gold plated) Male MU800525 (187 side) Female MU800524 (090 side, Tin plated) Female MU800546 (090 side, Gold plated) Female MU800526 (187 side)</div> <div>Applicable plug</div> <div>—</div> <div>Double-lock retainer style</div> <div>Side-style retainer (Type F)</div> <div>Supply unit</div> <div>Pack (1 set)</div>
<div><div><div><div>1</div><div>2</div><div>3</div><div>4</div><div>5</div><div>6</div><div>7</div><div>8</div><div>9</div><div>10</div><div>11</div><div>12</div><div>13</div><div>14</div><div>15</div><div>16</div><div>17</div><div>18</div><div>19</div><div>20</div></div></div><div></div></div>	<div><div><div><div>9</div><div>8</div><div>7</div><div>6</div><div>5</div><div>4</div><div>3</div><div>2</div><div>1</div><div>20</div><div>19</div><div>18</div><div>17</div><div>16</div><div>15</div><div>14</div><div>13</div><div>12</div><div>11</div><div>10</div></div></div><div></div></div>	<div>Part No.</div> <div>Male MU801457 Female MU801458</div> <div>Name</div> <div>070 (SDL-II)</div> <div>Applicable terminal</div> <div>Male MU800645 Female MU800646</div> <div>Applicable plug</div> <div>—</div> <div>Double-lock retainer style</div> <div>Back-style retainer (Type B)</div> <div>Supply unit</div> <div>Pack (1 set)</div>
<div></div>	<div><div><div><div>10</div><div>9</div><div>8</div><div>7</div><div>6</div><div>5</div><div>4</div><div>3</div><div>2</div><div>1</div><div>20</div><div>19</div><div>18</div><div>17</div><div>16</div><div>15</div><div>14</div><div>13</div><div>12</div><div>11</div></div></div><div></div></div>	<div>Part No.</div> <div>Female MU801585</div> <div>Name</div> <div>040 Multi-lock II</div> <div>Applicable terminal</div> <div>Female MU800650 (Tin plated) Female MU800651 (Gold plated)</div> <div>Applicable plug</div> <div>—</div> <div>Double-lock retainer style</div> <div>Back-style retainer (Type C)</div> <div>Supply unit</div> <div>Pack (1 set)</div>
<div><div><div><div>1</div><div>2</div><div>3</div><div>4</div><div>5</div><div>6</div><div>7</div><div>8</div><div>9</div><div>10</div><div>11</div><div>12</div><div>13</div><div>14</div><div>15</div><div>16</div><div>17</div><div>18</div><div>19</div><div>20</div></div></div><div></div></div>	<div><div><div><div>6</div><div>5</div><div>4</div><div>3</div><div>2</div><div>1</div><div>13</div><div>12</div><div>11</div><div>10</div><div>9</div><div>8</div><div>7</div><div>20</div><div>19</div><div>18</div><div>17</div><div>16</div><div>15</div><div>14</div></div></div><div></div></div>	<div>Part No.</div> <div>Male MU801875 Female MU801876</div> <div>Name</div> <div>090 II + 187 HYBRID</div> <div>Applicable terminal</div> <div>Male MU800523 (090 side, Tin plated) Male MU800545 (090 side, Gold plated) Male MU800525 (187 side) Female MU800524 (090 side, Tin plated) Female MU800546 (090 side, Gold plated) Female MU800526 (187 side)</div> <div>Applicable plug</div> <div>—</div> <div>Double-lock retainer style</div> <div>Side-style retainer (Type F)</div> <div>Supply unit</div> <div>Pack (1 set)</div>
<div><div><div><div>1</div><div>2</div><div>3</div><div>4</div><div>5</div><div>6</div><div>7</div><div>8</div><div>9</div><div>10</div><div>11</div><div>12</div><div>13</div><div>14</div><div>15</div><div>16</div><div>17</div><div>18</div><div>19</div><div>20</div></div></div><div></div></div>	<div><div><div><div>9</div><div>8</div><div>7</div><div>6</div><div>5</div><div>4</div><div>3</div><div>2</div><div>1</div><div>20</div><div>19</div><div>18</div><div>17</div><div>16</div><div>15</div><div>14</div><div>13</div><div>12</div><div>11</div><div>10</div></div></div><div></div></div>	<div>Part No.</div> <div>Male MU801877 Female MU801878</div> <div>Name</div> <div>090 II</div> <div>Applicable terminal</div> <div>Male MU800523 (Tin plated) Male MU800545 (Gold plated) Female MU800524 (Tin plated) Female MU800546 (Gold plated)</div> <div>Applicable plug</div> <div>—</div> <div>Double-lock retainer style</div> <div>Side-style retainer (Type F)</div> <div>Supply unit</div> <div>Pack (1 set)</div>

NOTES

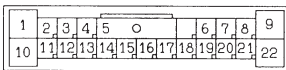
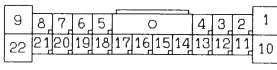
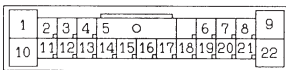
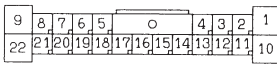
- (1) See P. 1-6 for removal and mounting of double-lock retainers.
- (2) Housing and retainer colours are not the same as those of the actual vehicles.

Male	Female		
	<div><div><div>43</div><div>131211</div><div>2019</div></div><div><div>1098</div><div>76</div><div>181716</div></div><div><div>21</div><div>65</div><div>1514</div></div></div> <div></div> <div></div>	Part No.	Female MU803787
		Name	025 (MX-7)
		Applicable terminal	Female MU800664 (Tin plated) Female MU800665 (Gold plated) Female MU800666 (for Power, Tin plated)
		Applicable plug	—
		Double-lock retainer style	Back-style retainer (Type B)
Supply unit	Pack (1 set)		
<div><div><div>12345</div><div>111213141516171819202122</div></div><div></div><div></div></div>	<div><div><div>109876</div><div>222120191817161514131211</div></div><div></div><div></div></div>	Part No.	Male MU801461 Female MU801462
		Name	070 (SDL-II)
		Applicable terminal	Male MU800645 Female MU800646
		Applicable plug	—
		Double-lock retainer style	Back-style retainer (Type B)
Supply unit	Pack (1 set)		
<div><div><div>12345</div><div>111213141516171819202122</div></div><div></div><div></div></div>	<div><div><div>109876</div><div>222120191817161514131211</div></div><div></div><div></div></div>	Part No.	Male MU801465 Female MU801466
		Name	070 (SDL-II)
		Applicable terminal	Male MU800645 Female MU800646
		Applicable plug	—
		Double-lock retainer style	Back-style retainer (Type B)
Supply unit	Pack (1 set)		
<div><div><div>123456</div><div>1213141516171819202122</div></div><div></div><div></div></div>	<div><div><div>11109876</div><div>2221201918171615141312</div></div><div></div><div></div></div>	Part No.	Male MU801515 Female MU801516
		Name	040 III
		Applicable terminal	Male MB992031 (Tin plated) Male MB992032 (Gold plated) Female MU800522 (Tin plated) Female MU800655 (Gold plated)
		Applicable plug	—
		Double-lock retainer style	Side-style retainer (Type F)
Supply unit	Pack (1 set)		
	<div><div><div>11109876</div><div>2221201918171615141312</div></div><div></div><div></div></div>	Part No.	Female MU801823
		Name	040/070 HYBRID
		Applicable terminal	Female MU800522 (040 side, Tin plated) Female MU800655 (040 side, Gold plated) Female MU800656 (070 side, Tin plated) Female MU800657 (070 side, Gold plated)
		Applicable plug	—
		Double-lock retainer style	Side-style retainer (Type F)
Supply unit	Pack (1 set)		


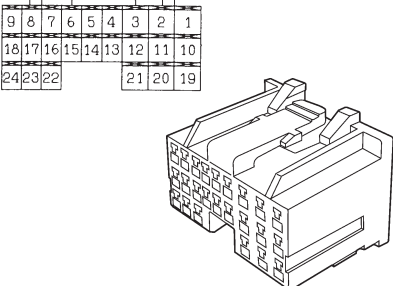



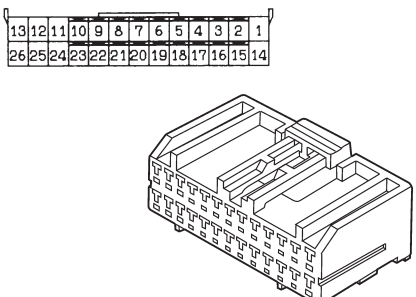
NOTES

- (1) See P. 1-6 for removal and mounting of double-lock retainers.
- (2) Housing and retainer colours are not the same as those of the actual vehicles.

2-64 SUPPLIED PARTS LIST – 18,19,20,22 Position Housing / 24, 26, 27 Position Housing

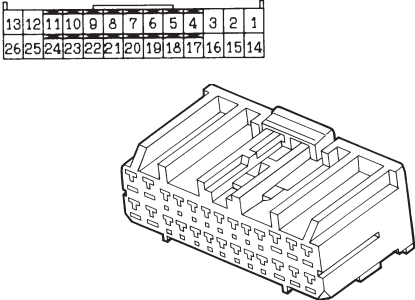
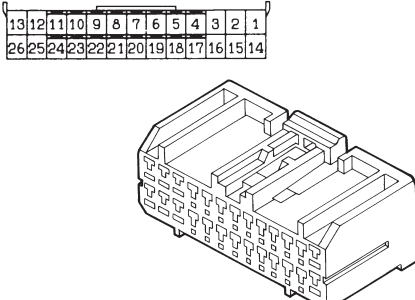
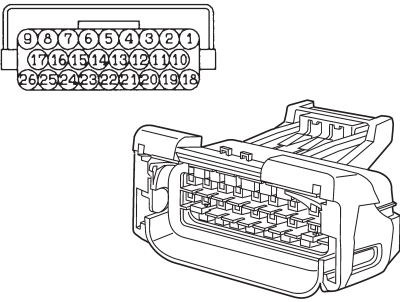
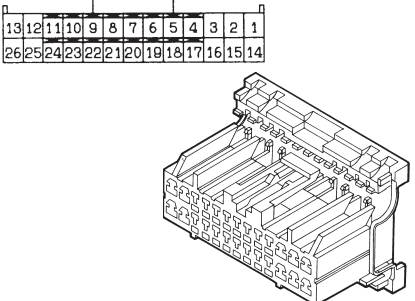
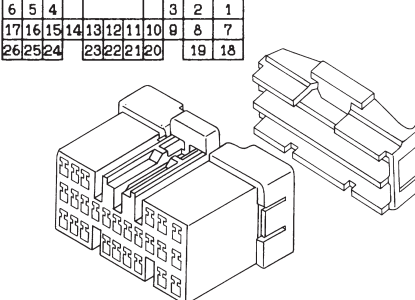
Male	Female		
		Part No.	Female MU803772
		Name	040/070 (MX-5)
		Applicable terminal	Female MU800660 (040 side, Tin plated) Female MU800661 (040 side, Gold plated) Female MU800662 (070 side, Tin plated) Female MU800663 (070 side, Gold plated)
		Applicable plug	—
		Double-lock retainer style	Back-style retainer (Type A)
Supply unit		Pack (1 set)	
		Part No.	Male MU803901 Female MU803902
		Name	040 + 090 (AR) HYBRID
		Applicable terminal	Male MU800579 (040 side) Male MU800583 (090 side) Female MU800580 (040 side) Female MU800584 (090 side)
		Applicable plug	—
		Double-lock retainer style	Back-style retainer (Type C)
Supply unit		Pack (1 set)	

24, 26, 27 POSITION HOUSING

Male	Female		
		Part No.	Female MU803765
		Name	040 II (Multi-lock)
		Applicable terminal	Female MU800522 (Tin plated) Female MU800655 (Gold plated)
		Applicable plug	—
		Double-lock retainer style	Side-style retainer (Type F)
		Supply unit	Pack (1 set)
		Part No.	Female MU803766
		Name	040 II (Multi-lock)
		Applicable terminal	Female MU800522 (Tin plated) Female MU800655 (Gold plated)
		Applicable plug	—
		Double-lock retainer style	Side-style retainer (Type F)
		Supply unit	Pack (1 set)
		Part No.	Female MU801807
		Name	040/070 HYBRID
		Applicable terminal	Female MU800522 (040 side, Tin plated) Female MU800655 (040 side, Gold plated) Female MU800656 (070 side, Tin plated) Female MU800657 (070 side, Gold plated)
		Applicable plug	—
		Double-lock retainer style	Side-style retainer (Type F)
		Supply unit	Pack (1 set)

NOTES

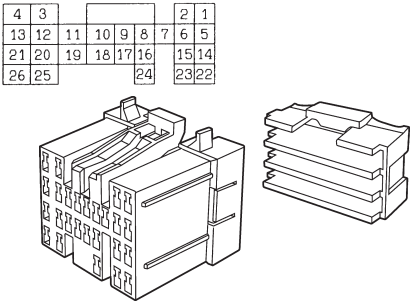
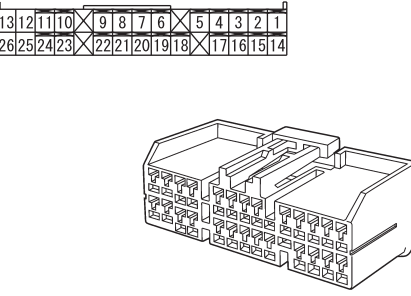
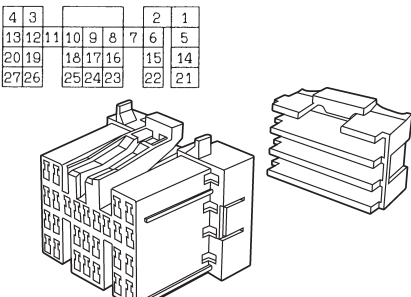
- (1) See P. 1-6 for removal and mounting of double-lock retainers.
- (2) Housing and retainer colours are not the same as those of the actual vehicles.

Male	Female		
—		Part No.	Female MU801824
		Name	040/070 HYBRID
		Applicable terminal	Female MU800522 (040 side, Tin plated) Female MU800655 (040 side, Gold plated) Female MU800656 (070 side, Tin plated) Female MU800657 (070 side, Gold plated)
		Applicable plug	—
		Double-lock retainer style	Side-style retainer (Type F)
—		Part No.	Female MU801825
		Name	040/070 HYBRID
		Applicable terminal	Female MU800522 (040 side, Tin plated) Female MU800655 (040 side, Gold plated) Female MU800656 (070 side, Tin plated) Female MU800657 (070 side, Gold plated)
		Applicable plug	—
		Double-lock retainer style	Side-style retainer (Type F)
—		Part No.	Female MU802522
		Name	LIF (for ECU)
		Applicable terminal	Female MU800543
		Applicable plug	MU800544
		Double-lock retainer style	Front-style retainer (Type E)
—		Part No.	Female MU803773
		Name	040/070 (MX-5)
		Applicable terminal	Female MU800660 (040 side, Tin plated) Female MU800661 (040 side, Gold plated) Female MU800662 (070 side, Tin plated) Female MU800663 (070 side, Gold plated)
		Applicable plug	—
		Double-lock retainer style	Back-style retainer (Type A)
—		Part No.	Female MU803781
		Name	025 (MX-7)
		Applicable terminal	Female MU800664 (Tin plated) Female MU800665 (Gold plated) Female MU800666 (for Power, Tin plated)
		Applicable plug	—
		Double-lock retainer style	Back-style retainer (Type B)
		Supply unit	Pack (1 set)

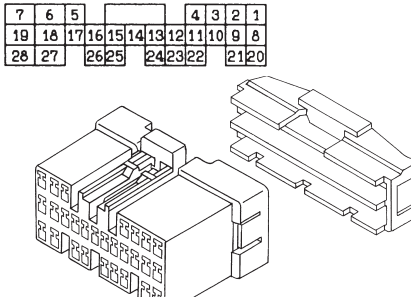
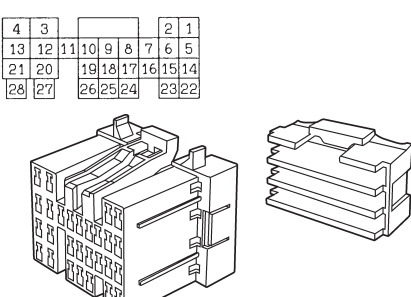
NOTES

- (1) See P. 1-6 for removal and mounting of double-lock retainers.
- (2) Housing and retainer colours are not the same as those of the actual vehicles.

2-66 SUPPLIED PARTS LIST – 24, 26, 27 Position Housing / 28, 29, 30, 31, 32, 34, 35, 48 Position Housing

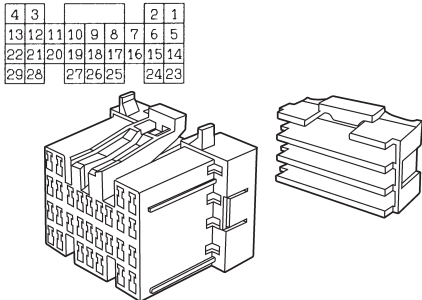
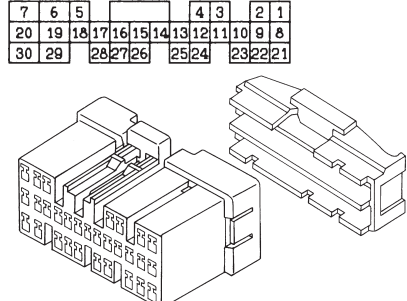
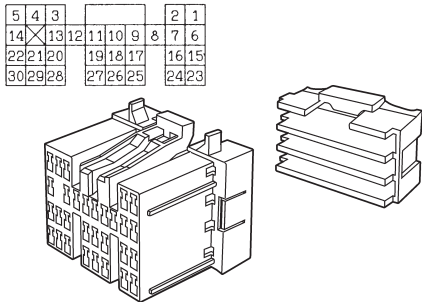
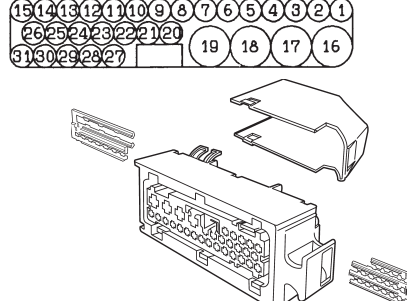
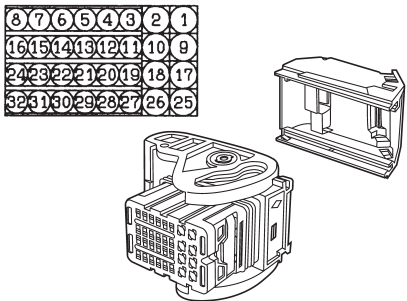
Male	Female		
—		Part No.	Female MU803801
		Name	025 (MX-7)
		Applicable terminal	Female MU800664 (Tin plated) Female MU800665 (Gold plated) Female MU800666 (for Power, Tin plated)
		Applicable plug	—
		Double-lock retainer style	Back-style retainer (Type B)
—		Part No.	Female MU803871
		Name	040/070 HYBRID
		Applicable terminal	Female MU800522 (040 side, Tin plated) Female MU800655 (040 side, Gold plated) Female MU800656 (070 side, Tin plated) Female MU800657 (070 side, Gold plated)
		Applicable plug	—
		Double-lock retainer style	Side-style retainer (Type F)
—		Part No.	Female MU803802
		Name	025 (MX-7)
		Applicable terminal	Female MU800664 (Tin plated) Female MU800665 (Gold plated) Female MU800666 (for Power, Tin plated)
		Applicable plug	—
		Double-lock retainer style	Back-style retainer (Type B)
		Supply unit	Pack (1 set)

28, 29, 30, 31, 32, 34, 35, 48 POSITION HOUSING

Male	Female		
—		Part No.	Female MU803782
		Name	025 (MX-7)
		Applicable terminal	Female MU800664 (Tin plated) Female MU800665 (Gold plated) Female MU800666 (for Power, Tin plated)
		Applicable plug	—
		Double-lock retainer style	Back-style retainer (Type B)
—		Part No.	Female MU803803
		Name	025 (MX-7)
		Applicable terminal	Female MU800664 (Tin plated) Female MU800665 (Gold plated) Female MU800666 (for Power, Tin plated)
		Applicable plug	—
		Double-lock retainer style	Back-style retainer (Type B)
		Supply unit	Pack (1 set)

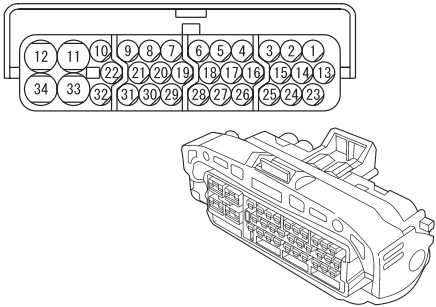
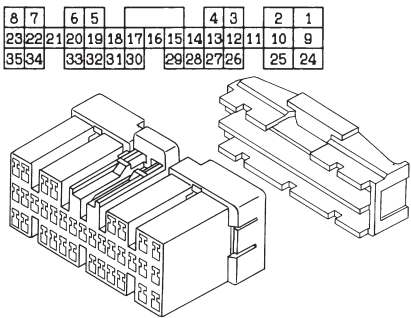
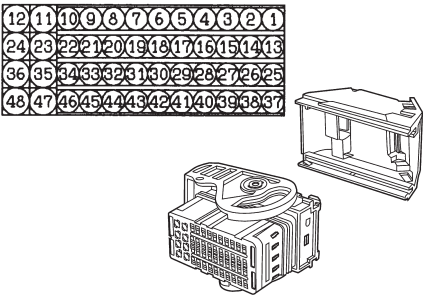
NOTES

- (1) See P. 1-6 for removal and mounting of double-lock retainers.
- (2) Housing and retainer colours are not the same as those of the actual vehicles.

Male	Female	Part No.	Female MU803804
—		Name Applicable terminal Applicable plug Double-lock retainer style Supply unit	025 (MX-7) Female MU800664 (Tin plated) Female MU800665 (Gold plated) Female MU800666 (for Power, Tin plated) — Back-style retainer (Type B) Pack (1 set)
—		Part No. Name Applicable terminal Applicable plug Double-lock retainer style Supply unit	Female MU803783 025 (MX-7) Female MU800664 (Tin plated) Female MU800665 (Gold plated) Female MU800666 (for Power, Tin plated) — Back-style retainer (Type B) Pack (1 set)
—		Part No. Name Applicable terminal Applicable plug Double-lock retainer style Supply unit	Female MU803805 025 (MX-7) Female MU800664 (Tin plated) Female MU800665 (Gold plated) Female MU800666 (for Power, Tin plated) — Back-style retainer (Type B) Pack (1 set)
—		Part No. Name Applicable terminal Applicable plug Double-lock retainer style Supply unit	Female MU802832 ABS Waterproof Female MU802906 (For S cavity) MU802907 (For L cavity) MU802885 (For S cavity) Side-style retainer (Type G) Pack (1 set)
—		Part No. Name Applicable terminal Applicable plug Double-lock retainer style Supply unit	Female MU802856 CMC Waterproof Female MU802927 (For S cavity) MU802928 (For L cavity) — Front-style retainer (Type F) Pack (1 set)

NOTES

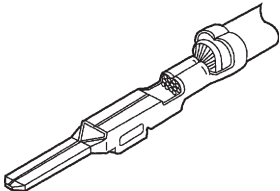
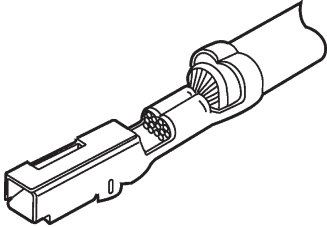
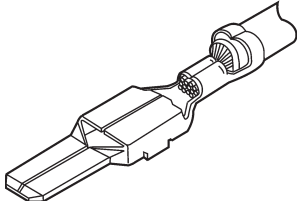
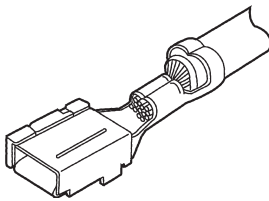
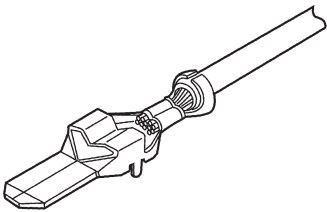
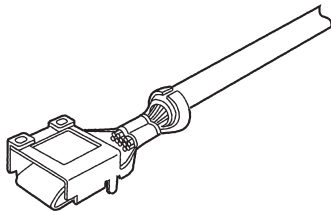

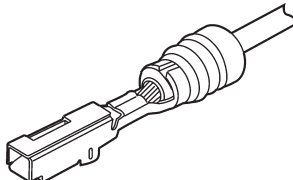
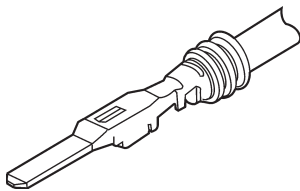
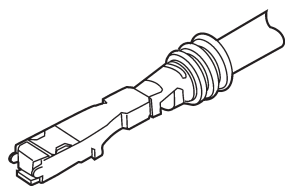
- (1) See P. 1-6 for removal and mounting of double-lock retainers.
- (2) Housing and retainer colours are not the same as those of the actual vehicles.

Male	Female		
—		Part No.	Female MU803516
		Name	For ABS
		Applicable terminal	Female MB992029 (040 side, Tin plated) Female MB992030 (040 side, Gold plated) Female MU800536 (187 side)
		Applicable plug	6525-0338 MU800537 (187 side)
		Double-lock retainer style	Front-style retainer (Type E)
		Supply unit	Pack (1 set)
—		Part No.	Female MU803784
		Name	025 (MX-7)
		Applicable terminal	Female MU800664 (Tin plated) Female MU800665 (Gold plated) Female MU800666 (for Power, Tin plated)
		Applicable plug	—
		Double-lock retainer style	Back-style retainer (Type B)
		Supply unit	Pack (1 set)
—		Part No.	Female MU802857
		Name	CMC Waterproof
		Applicable terminal	Female MU802927 (For S cavity) MU802928 (For L cavity)
		Applicable plug	—
		Double-lock retainer style	Front-style retainer (Type F)
		Supply unit	Pack (1 set)

NOTES

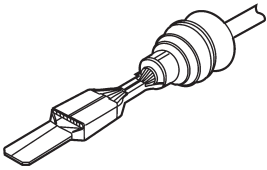
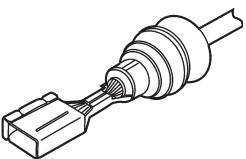

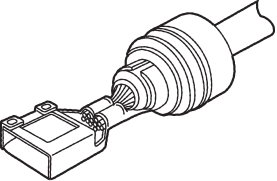

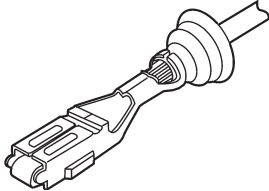

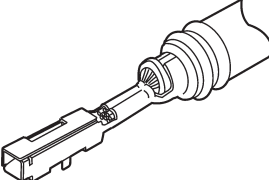
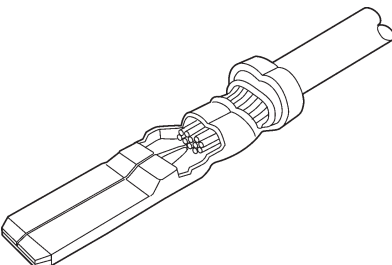
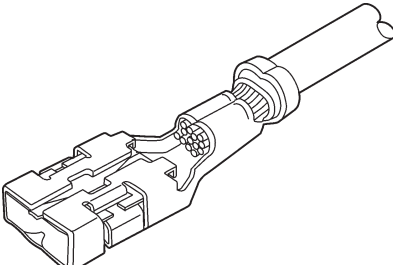
- (1) See P. 1-6 for removal and mounting of double-lock retainers.
- (2) Housing and retainer colours are not the same as those of the actual vehicles.

TERMINAL

Male	Female		
		Part No.	Male MU800523 (Tin plated)★ Male MU800545 (Gold plated) Female MU800524 (Tin plated)★ Female MU800546 (Gold plated)
		Name	090 II
		Plating	Tin plated/Gold plated
		Note	Pre-crimped with 150mm wire
		Supply unit	Pack (5 Terminals)
		Part No.	Male MU800525★ Female MU800526
		Name	187
		Plating	Tin plated
		Note	Pre-crimped with 150mm wire
		Supply unit	Pack (5 Terminals)
		Part No.	Male MU800527 Female MU800528
		Name	312
		Plating	Tin plated
		Note	Pre-crimped with 150mm wire
		Supply unit	Pack (5 Terminals)
		Part No.	Female MU800530 (Tin plated)★ Female MU800548 (Gold plated)
		Name	090 II Waterproof
		Plating	Tin plated/Gold plated
		Note	Pre-crimped with 150mm wire Use for 090 II Waterproof connector MU802768, MU802796
		Supply unit	Pack (5 Terminals)
		Part No.	Male MU800532 (Tin plated)★ Male MU800549 (Gold plated) Female MU800533 (Tin plated)★ Female MU800550 (Gold plated)
		Name	090 (DL) Waterproof
		Plating	Tin plated/Gold plated
		Note	Pre-crimped with 150mm wire
		Supply unit	Pack (5 Terminals)

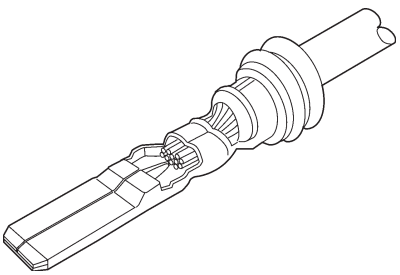
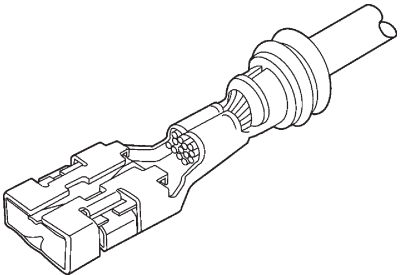

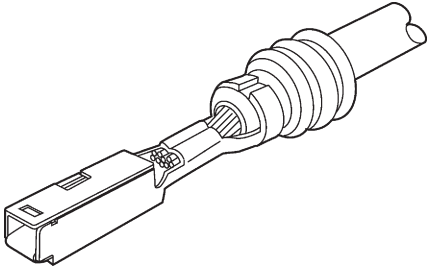
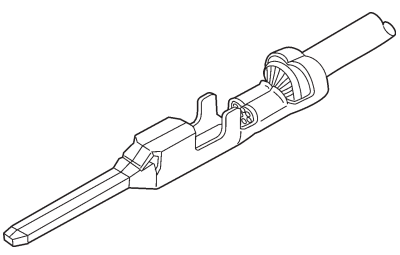
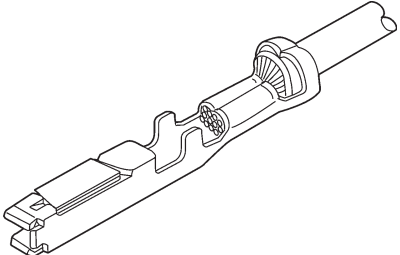
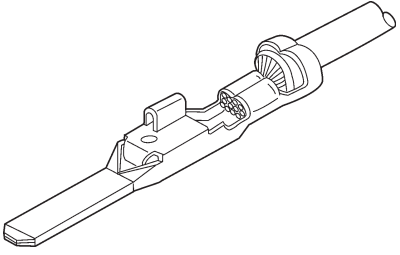
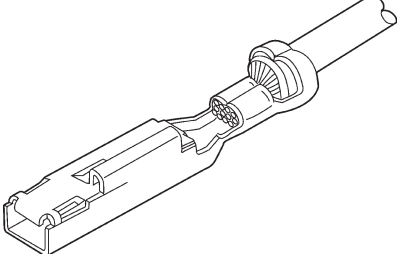
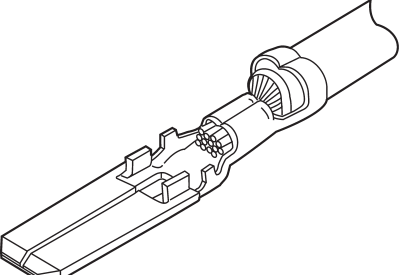
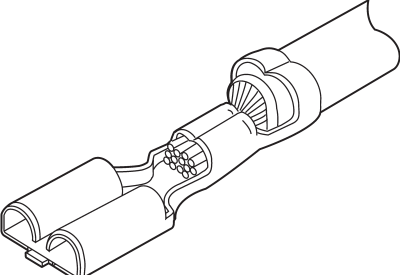
NOTES

Parts marked with ★ are included in the harness repair kit (MB991916).

Male	Female		
		Part No.	Male MU800535★ Female MU800536★
		Name	187 Waterproof
		Plating	Tin plated
		Note	Pre-crimped with 150mm wire
		Supply unit	Pack (5 Terminals)
		Part No.	Female MU800539★
		Name	312 Waterproof
		Plating	Tin plated
		Note	Pre-crimped with 150mm wire
		Supply unit	Pack (5 Terminals)
		Part No.	Female MU800541 (Tin plated)★ Female MU800551 (Gold plated)
		Name	070 (Econoseal J) Waterproof
		Plating	Tin plated/Gold plated
		Note	Pre-crimped with 150mm wire
		Supply unit	Pack (5 Terminals)
		Part No.	Female MU800543★
		Name	LIF (for ECU)
		Plating	Tin plated
		Note	Pre-crimped with 150mm wire
		Supply unit	Pack (5 Terminals)
		Part No.	Male MU800574 Female MU800575
		Name	375 (L-TYPE)
		Plating	Tin plated
		Note	Pre-crimped with 150mm wire
		Supply unit	Pack (5 Terminals)


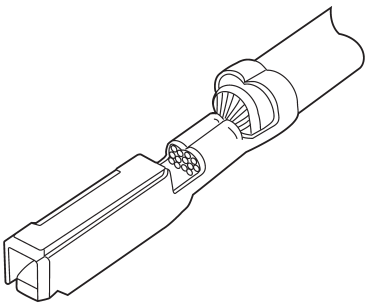

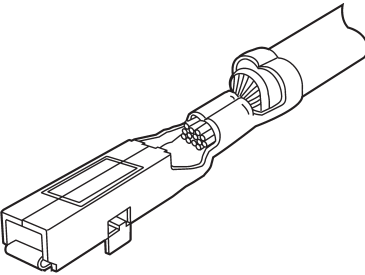

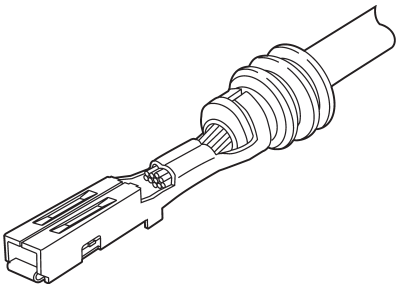

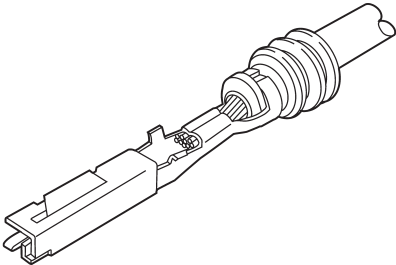

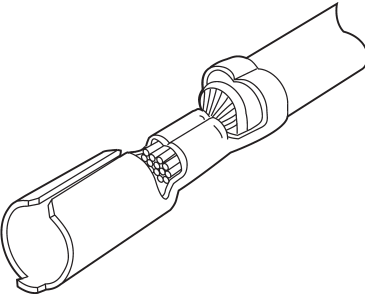
NOTES

Parts marked with ★ are included in the harness repair kit (MB991916).

Male	Female		
		Part No.	Male MU800576 Female MU800577
		Name	375 Waterproof
		Plating	Tin plated
		Note	Pre-crimped with 150mm wire
		Supply unit	Pack (5 Terminals)
		Part No.	Female MU800578
		Name	040 (RK) Waterproof
		Plating	Tin plated
		Note	Pre-crimped with 150mm wire
		Supply unit	Pack (5 Terminals)
		Part No.	Male MU800579 Female MU800580
		Name	040 (AR)
		Plating	Tin plated
		Note	Pre-crimped with 150mm wire
		Supply unit	Pack (5 Terminals)
		Part No.	Male MU800583 Female MU800584
		Name	090 (AR)
		Plating	Tin plated
		Note	Pre-crimped with 150mm wire
		Supply unit	Pack (5 Terminals)
		Part No.	Male MU800586 Female MU800587
		Name	250 (CN) Housing Lance
		Plating	Tin plated
		Note	Pre-crimped with 150mm wire
		Supply unit	Pack (5 Terminals)


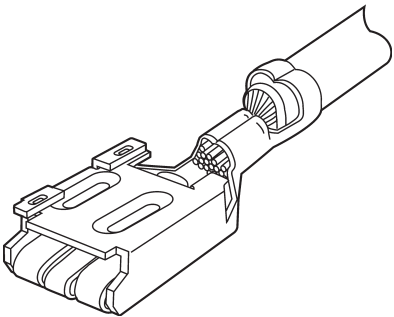
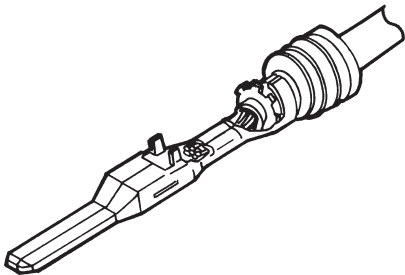
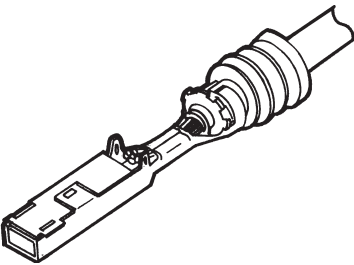

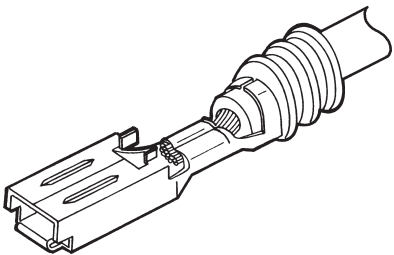
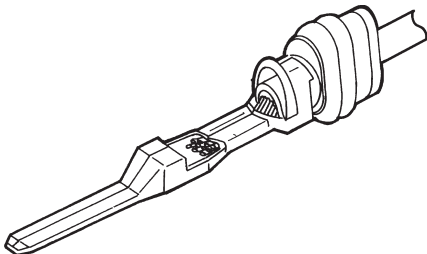
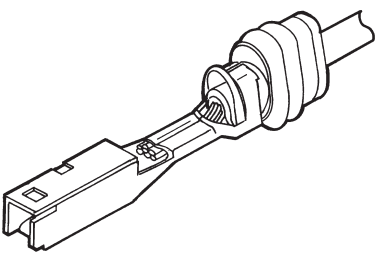
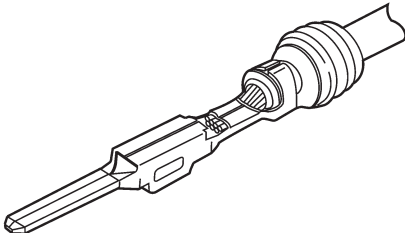
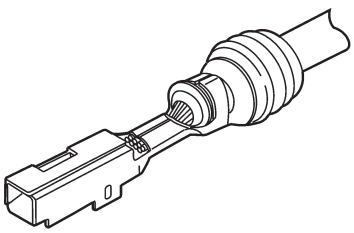
NOTES

Parts marked with ★ are included in the harness repair kit (MB991916).

Male	Female		
		Part No.	Female MU800588
		Name	050
		Plating	Tin plated
		Note	Pre-crimped with 150mm wire
		Supply unit	Pack (5 Terminals)
		Part No.	Female MU800589
		Name	Diag
		Plating	Tin plated
		Note	Pre-crimped with 150mm wire
		Supply unit	Pack (5 Terminals)
		Part No.	Female MU800590 (Tin plated) Female MU800596 (Gold plated)
		Name	060 (Z) Waterproof
		Plating	Tin plated/Gold plated
		Note	Pre-crimped with 150mm wire
		Supply unit	Pack (5 Terminals)
		Part No.	Female MU800592 (Tin plated) Female MU800597 (Gold plated)
		Name	050 Waterproof (DEW)
		Plating	Tin plated/Gold plated
		Note	Pre-crimped with 150mm wire
		Supply unit	Pack (5 Terminals)
		Part No.	Female MU800594
		Name	φ5 SHUR-PLUG
		Plating	—
		Note	Pre-crimped with 150mm wire
		Supply unit	Pack (5 Terminals)


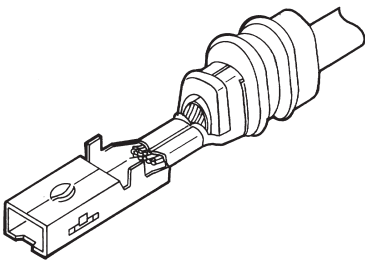

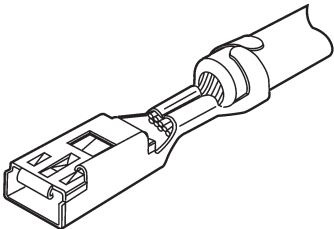
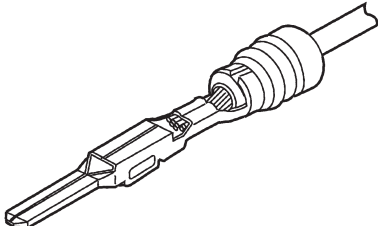
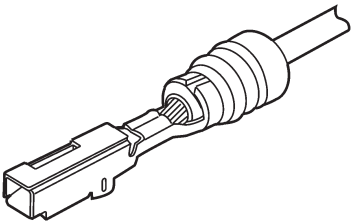

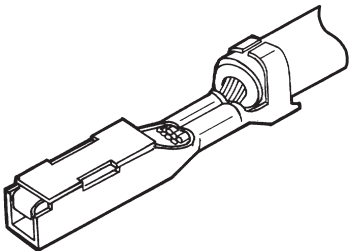

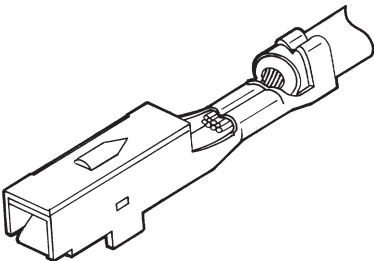
NOTES

Parts marked with ★ are included in the harness repair kit (MB991916).

Male	Female		
		Part No.	Female MU800595
		Name	POSITIVE LOCK
		Plating	Tin plated
		Note	Pre-crimped with 150mm wire
		Supply unit	Pack (5 Terminals)
		Part No.	Male MU800631★ Female MU800632★
		Name	090 (NMWP) Waterproof
		Plating	Tin plated
		Note	Pre-crimped with 150mm wire
		Supply unit	Pack (5 Terminals)
		Part No.	Female MU800636 (Tin plated)★ Female MU800637 (Gold plated)
		Name	110DWP2-4P Waterproof
		Plating	Tin plated/Gold plated
		Note	Pre-crimped with 150mm wire
		Supply unit	Pack (5 Terminals)
		Part No.	Male MU800639★ Female MU800640★
		Name	050 (SSD) Waterproof
		Plating	Tin plated
		Note	Pre-crimped with 150mm wire
		Supply unit	Pack (5 Terminals)
		Part No.	Male MU800642★ Female MU800643★
		Name	090 II Waterproof (Special)
		Plating	Tin plated
		Note	Pre-crimped with 150mm wire (2.0) Use for 050 (SSD) + 090 II HYBRID Waterproof connector
		Supply unit	Pack (5 Terminals)


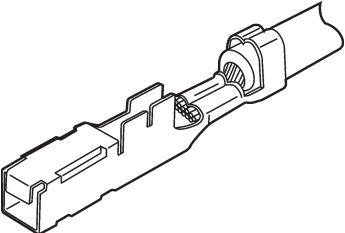

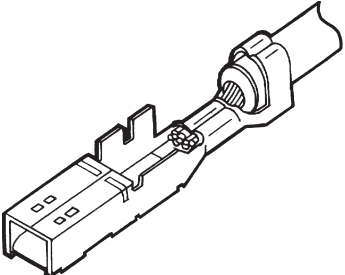

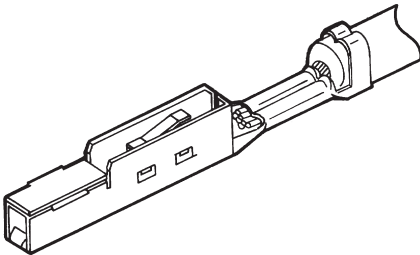

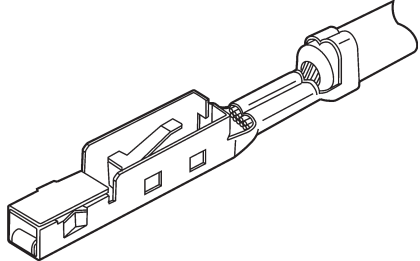
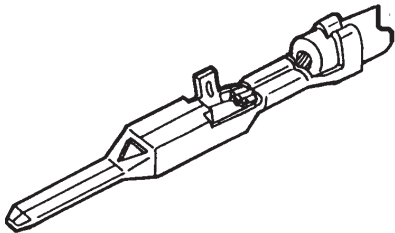
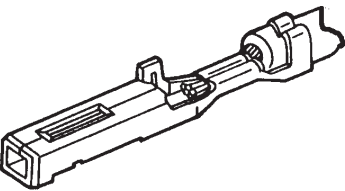
NOTES

Parts marked with ★ are included in the harness repair kit (MB991916).

Male	Female		
		Part No.	Female MU800647 (Tin plated)★ Female MU800648 (Gold plated)
		Name	110DWP6-8P Waterproof
		Plating	Tin plated/Gold plated
		Note	Pre-crimped with 150mm wire
		Supply unit	Pack (5 Terminals)
		Part No.	Female MU800552★
		Name	187 (MS)
		Plating	Tin plated
		Note	Use for 187 (MS) MU801342 MU801344 connector Pre-crimped with 150mm wire
		Supply unit	Pack (5 Terminals)
		Part No.	Male MU800553 (Tin plated)★ Male MU800555 (Gold plated) Female MU800554 (Tin plated)★ Female MU800556 (Gold plated)
		Name	090 II Waterproof
		Plating	Tin plated/Gold plated
		Note	Pre-crimped with 150mm wire
		Supply unit	Pack (5 Terminals)
		Part No.	Female MU800650 (Tin plated)★ Female MU800651 (Gold plated)
		Name	040 (Multilock II)
		Plating	Tin plated/Gold plated
		Note	Pre-crimped with 150mm wire
		Supply unit	Pack (5 Terminals)
		Part No.	Female MU800656 (Tin plated)★ Female MU800657 (Gold plated)
		Name	070 III
		Plating	Tin plated/Gold plated
		Note	Use for 040/070 HYBRID connector Pre-crimped with 150mm wire
		Supply unit	Pack (5 Terminals)

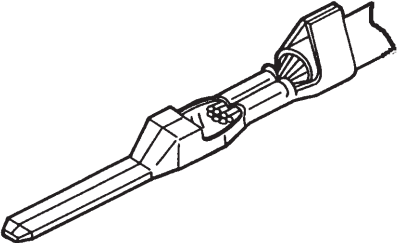
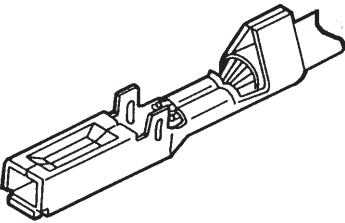
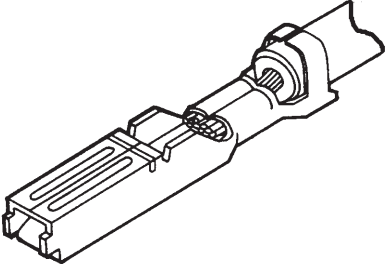
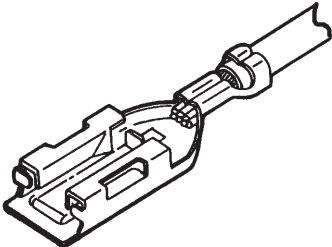

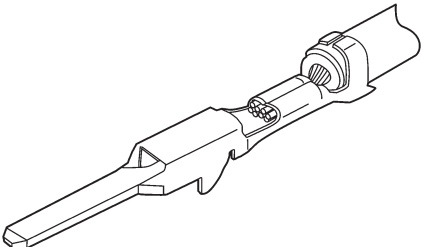
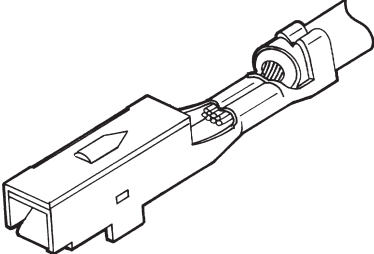
NOTES

Parts marked with ★ are included in the harness repair kit (MB991916).

Male	Female		
		Part No.	Female MU800660 (Tin plated)★ Female MU800661 (Gold plated)
		Name	040 (MX-5)
		Plating	Tin plated/Gold plated
		Note	Use for 040/070 (MX-5) connector Pre-crimped with 150mm wire
		Supply unit	Pack (5 Terminals)
		Part No.	Female MU800662 (Tin plated)★ Female MU800663 (Gold plated)
		Name	070 (MX-5)
		Plating	Tin plated/Gold plated
		Note	Use for 040/070 (MX-5) connector Pre-crimped with 150mm wire
		Supply unit	Pack (5 Terminals)
		Part No.	Female MU800664 (Tin plated)★ Female MU800665 (Gold plated)
		Name	025 (MX-7)
		Plating	Tin plated/Gold plated
		Note	Pre-crimped with 150mm wire
		Supply unit	Pack (5 Terminals)
		Part No.	Female MU800666★
		Name	Use for 025 (MX-7) power
		Plating	Tin plated
		Note	Use for 025 (MX-7) connector Pre-crimped with 150mm wire
		Supply unit	Pack (5 Terminals)
		Part No.	Male MU800634★ Female MU800635★
		Name	050 (CDR)
		Plating	Tin plated
		Note	Pre-crimped with 150mm wire
		Supply unit	Pack (5 Terminals)

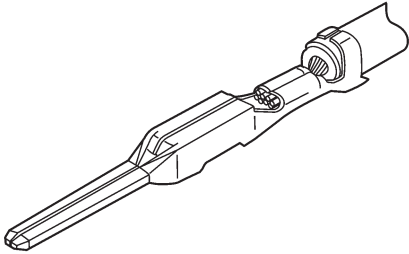
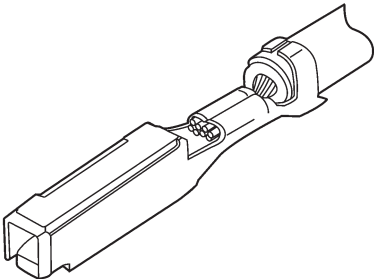

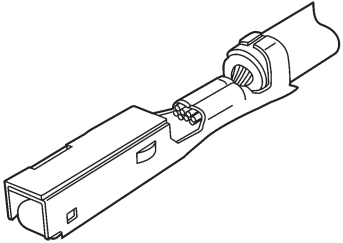

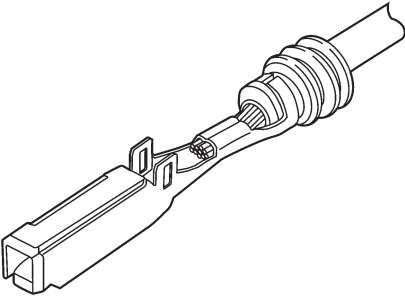

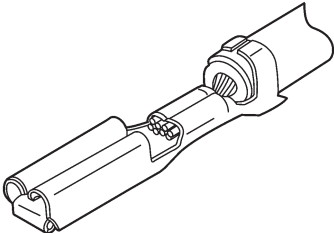

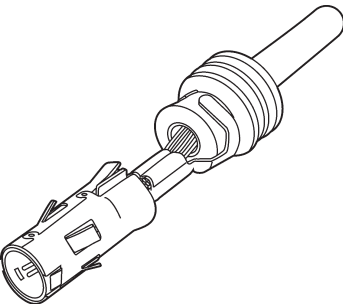
NOTES

Parts marked with ★ are included in the harness repair kit (MB991916).

Male	Female		
		Part No.	Male MU800645★ Female MU800646★
		Name	070 (SDL-II)
		Plating	Tin plated
		Note	Pre-crimped with 150mm wire
		Supply unit	Pack (5 Terminals)
—		Part No.	Female MU800652 (Tin plated)★ Female MU800653 (Gold plated)
		Name	070 (Multilock)
		Plating	Tin plated/Gold plated
		Note	Pre-crimped with 150mm wire
		Supply unit	Pack (5 Terminals)
—		Part No.	Female MU800658★
		Name	Positive lock
		Plating	Tin plated
		Note	Pre-crimped with 150mm wire
		Supply unit	Pack (5 Terminals)
—		Part No.	Female MU800659★
		Name	Positive lock 250
		Plating	Tin plated
		Note	Pre-crimped with 150mm wire
		Supply unit	Pack (5 Terminals)
		Part No.	Male MB992031 (Tin plated) Male MB992032 (Gold plated) Female MU800522 (Tin plated)★ Female MU800655 (Gold plated)
		Name	040 III
		Plating	Tin plated/Gold plated
		Note	Use for 040 III connector, 040/070 HYBRID connector, 040 Multi-lock MU803765, MU803766 Pre-crimped with 150mm wire
		Supply unit	Pack (5 Terminals)


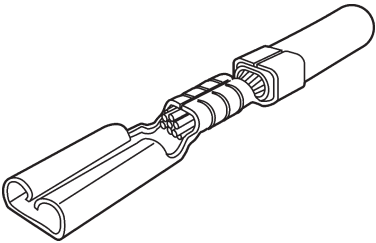

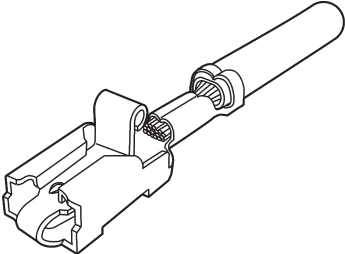

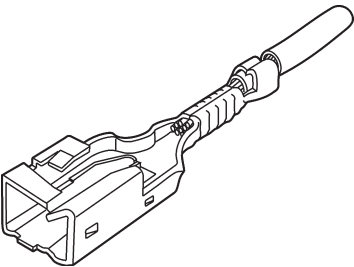

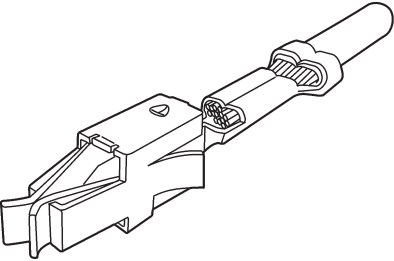

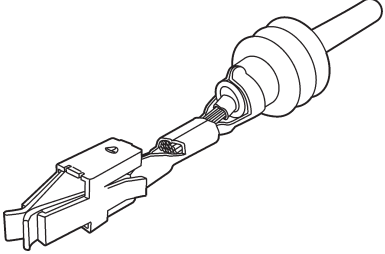
NOTES

Parts marked with ★ are included in the harness repair kit (MB991916).

Male	Female		
		Part No.	Male MB992027 Female MB992028
		Name	050
		Plating	Tin plated
		Note	Pre-crimped with 150mm wire
		Supply unit	Pack (5 Terminals)
		Part No.	Female MB992029 (Tin plated) Female MB992030 (Gold plated)
		Name	ABS
		Plating	Tin plated/Gold plated
		Note	Pre-crimped with 150mm wire
		Supply unit	Pack (5 Terminals)
		Part No.	Female MB992033 (Tin plated) Female MB992034 (Gold plated)
		Name	040 (DL) Waterproof
		Plating	Tin plated/Gold plated
		Note	Pre-crimped with 150mm wire
		Supply unit	Pack (5 Terminals)
		Part No.	Female MB992026
		Name	090
		Plating	Tin plated
		Note	Pre-crimped with 150mm wire
		Supply unit	Pack (5 Terminals)
		Part No.	Female MU802893
		Name	φ4mm Waterproof
		Plating	Tin plated
		Note	Pre-crimped with 150mm wire
		Supply unit	Pack (5 Terminals)

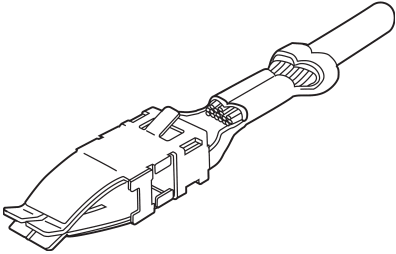
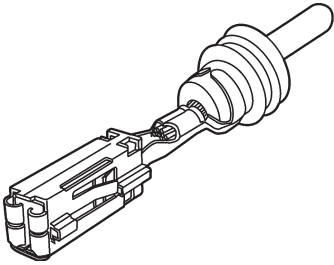
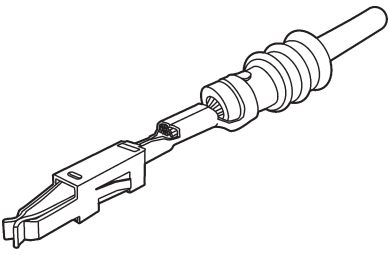
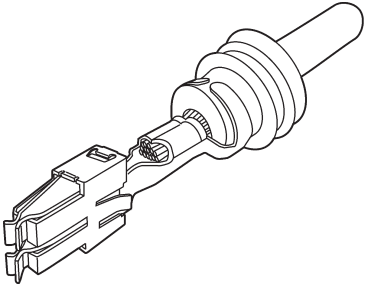
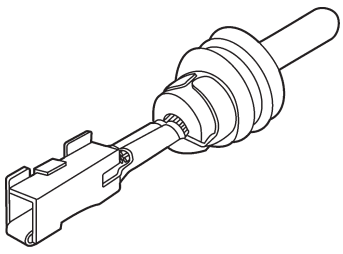
NOTES

Parts marked with ★ are included in the harness repair kit (MB991916).

Male	Female		
		Part No.	Female MU802894
		Name	110F/F
		Plating	Tin plated
		Note	Pre-crimped with 150mm wire
		Supply unit	Pack (5 Terminals)
		Part No.	Female MU802895
		Name	Positive Lock
		Plating	Tin plated
		Note	Pre-crimped with 150mm wire
		Supply unit	Pack (5 Terminals)
		Part No.	Female MU802897
		Name	Positive Lock III
		Plating	Tin plated
		Note	Pre-crimped with 150mm wire
		Supply unit	Pack (5 Terminals)
		Part No.	Female MU802898
		Name	JPT
		Plating	Tin plated
		Note	Pre-crimped with 150mm wire
		Supply unit	Pack (5 Terminals)
		Part No.	Female MU802899
		Name	JPT Waterproof
		Plating	Tin plated
		Note	Pre-crimped with 150mm wire
		Supply unit	Pack (5 Terminals)


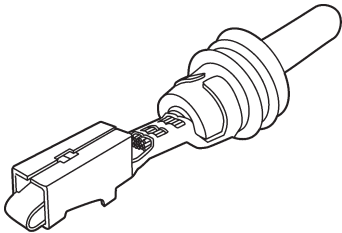

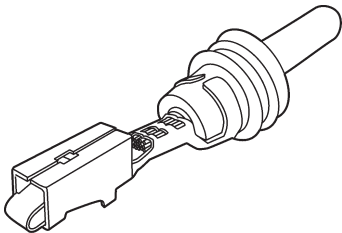

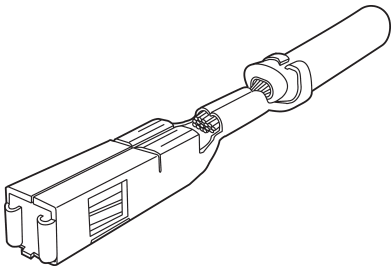

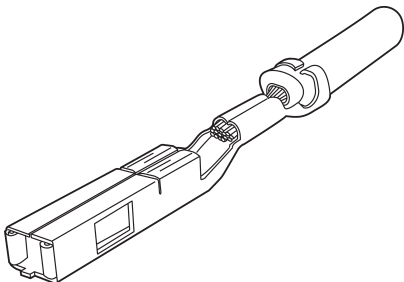

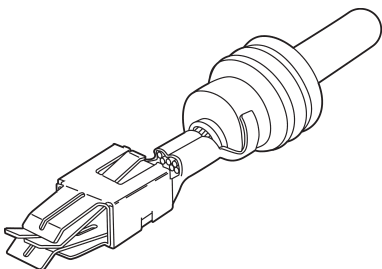
NOTES

Parts marked with ★ are included in the harness repair kit (MB991916).

Male	Female		
—		Part No.	Female MU802902
		Name	MDK6
		Plating	Tin plated
		Note	Pre-crimped with 150mm wire
		Supply unit	Pack (5 Terminals)
—		Part No.	Female MU802905
		Name	BSK 2.8 Waterproof
		Plating	Gold plated
		Note	Pre-crimped with 150mm wire
		Supply unit	Pack (5 Terminals)
—		Part No.	Female MU802906
		Name	Micro Timer II Waterproof
		Plating	Tin plated
		Note	Pre-crimped with 150mm wire
		Supply unit	Pack (5 Terminals)
—		Part No.	Female MU802907
		Name	SPT Waterproof
		Plating	Tin plated
		Note	Pre-crimped with 150mm wire
		Supply unit	Pack (5 Terminals)
—		Part No.	Female MU802911
		Name	M/P 150 Waterproof
		Plating	Tin plated
		Note	Pre-crimped with 150mm wire
		Supply unit	Pack (5 Terminals)

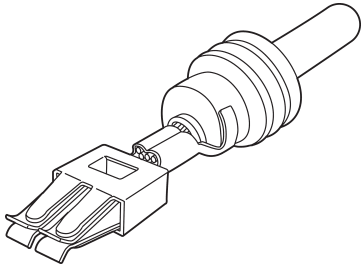
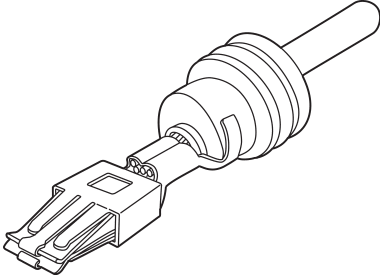
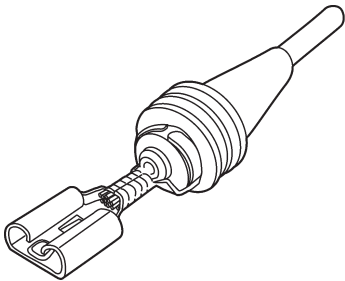
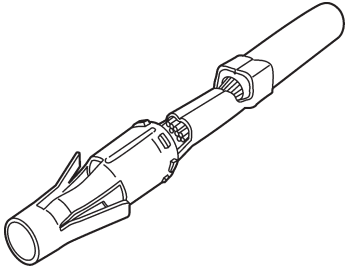
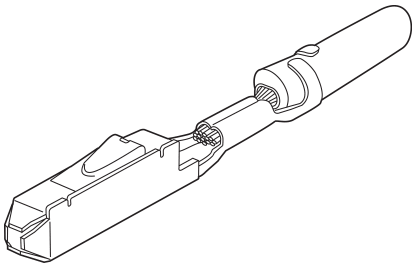
NOTES

Parts marked with ★ are included in the harness repair kit (MB991916).

Male	Female		
		Part No.	Female MU802912
		Name	M/P 280 Waterproof
		Plating	Tin plated
		Note	Pre-crimped with 150mm wire
		Supply unit	Pack (5 Terminals)
		Part No.	Female MU802915
		Name	W/P 280 Waterproof
		Plating	Tin plated
		Note	Pre-crimped with 150mm wire
		Supply unit	Pack (5 Terminals)
		Part No.	Female MU802917
		Name	Sicma 2 2.8
		Plating	Tin plated
		Note	Pre-crimped with 150mm wire
		Supply unit	Pack (5 Terminals)
		Part No.	Female MU802918
		Name	Sicma 2 1.5
		Plating	Tin plated
		Note	Pre-crimped with 150mm wire
		Supply unit	Pack (5 Terminals)
		Part No.	Female MU802921
		Name	DCSI 2.8 Waterproof
		Plating	Tin plated
		Note	Pre-crimped with 150mm wire
		Supply unit	Pack (5 Terminals)


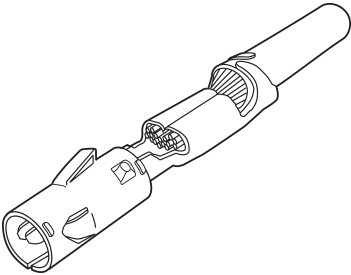
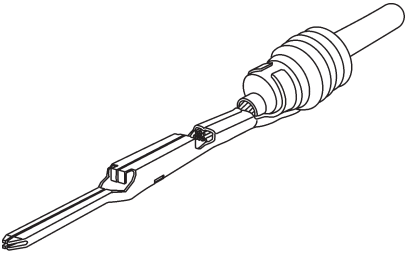
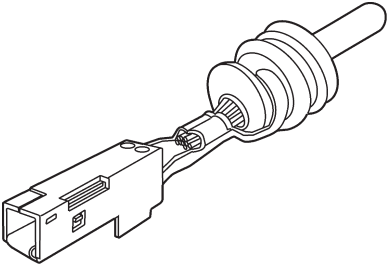

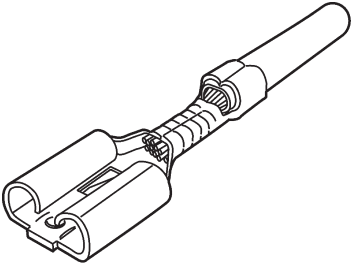
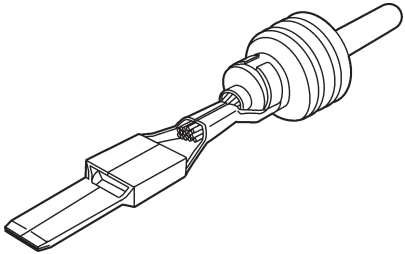

NOTES

Parts marked with ★ are included in the harness repair kit (MB991916).

Male	Female		
—		Part No.	Female MU802922
		Name	DCSI 6.3 Waterproof
		Plating	Tin plated
		Note	Pre-crimped with 150mm wire
		Supply unit	Pack (5 Terminals)
—		Part No.	Female MU802923
		Name	DCSI 9.5 Waterproof
		Plating	Tin plated
		Note	Pre-crimped with 150mm wire
		Supply unit	Pack (5 Terminals)
—		Part No.	Female MU802924
		Name	250 Waterproof
		Plating	—
		Note	Pre-crimped with 150mm wire
		Supply unit	Pack (5 Terminals)
—		Part No.	Female MU802925
		Name	CONI I
		Plating	Tin plated
		Note	Pre-crimped with 150mm wire
		Supply unit	Pack (5 Terminals)
—		Part No.	Female MU802927
		Name	MQS
		Plating	Tin plated
		Note	Pre-crimped with 150mm wire
		Supply unit	Pack (5 Terminals)




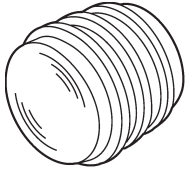
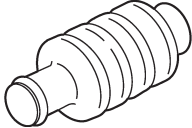

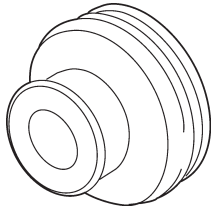
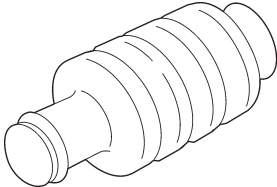




NOTES



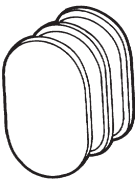
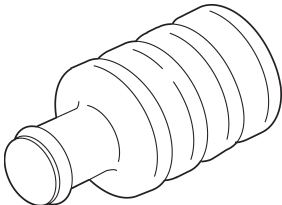
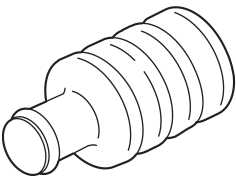
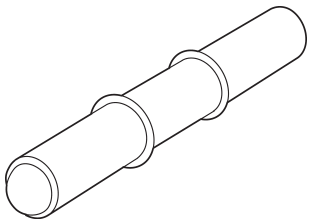
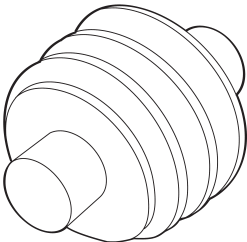
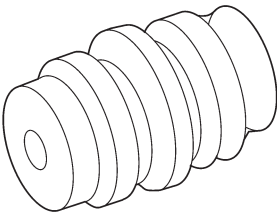
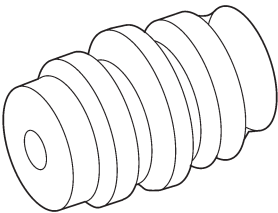
Parts marked with ★ are included in the harness repair kit (MB991916).

Male	Female		
		Part No.	Female MU802928
		Name	CP 1.5
		Plating	Tin plated
		Note	Pre-crimped with 150mm wire
		Supply unit	Pack (5 Terminals)
		Part No.	Male MU802944 (Tin) Female MU802939 (Gold)
		Name	1.5 Sys Waterproof
		Plating	Tin plated/Gold plated
		Note	Pre-crimped with 150mm wire
		Supply unit	Pack (5 Terminals)
		Part No.	Female MU802940
		Name	250
		Plating	Tin plated
		Note	Pre-crimped with 150mm wire
		Supply unit	Pack (5 Terminals)
		Part No.	Male MU802945
		Name	6.3 Sys Waterproof
		Plating	Tin plated
		Note	Pre-crimped with 150mm wire
		Supply unit	Pack (5 Terminals)

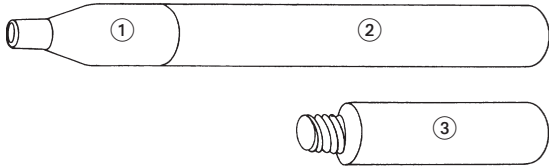
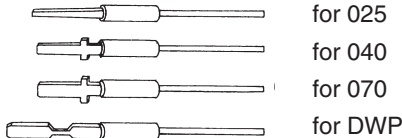
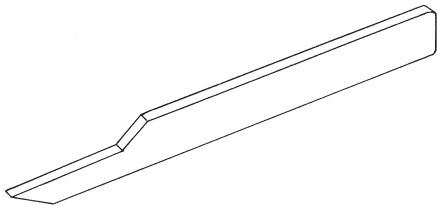
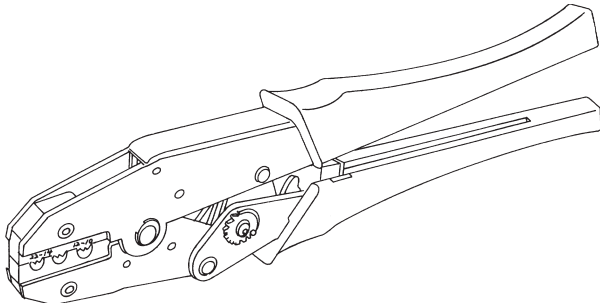
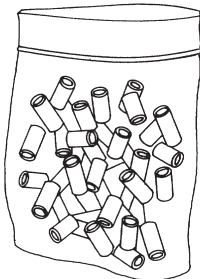
NOTES
Parts marked with ★ are included in the harness repair kit (MB991916).

PLUG

					
Part No.	MU800531	Part No.	MU800534	Part No.	MU800537
Name	090 (DL) Waterproof plug, 090 II Waterproof plug (Use for MU802768, MU802796)	Name	090 II Waterproof plug	Name	187 Waterproof plug
Supply unit	Pack (5 plugs)	Supply unit	Pack (5 plugs)	Supply unit	Pack (5 plugs)
					
Part No.	MU800540	Part No.	MU800542	Part No.	MU800544
Name	312 Waterproof plug	Name	070 (Econoseal J) Waterproof plug	Name	LIF (For ECU) Waterproof plug
Supply unit	Pack (5 plugs)	Supply unit	Pack (5 plugs)	Supply unit	Pack (5 plugs)
					
Part No.	Female MU800581	Part No.	Female MU800582	Part No.	MU800591
Name	375 Waterproof plug	Name	040 (RK) Waterproof plug	Name	060 (Z) Waterproof plug
Supply unit	Pack (5 plugs)	Supply unit	Pack (5 plugs)	Supply unit	Pack (5 plugs)
					
Part No.	MU800593	Part No.	MU800633	Part No.	MU800638
Name	050 Waterproof (DEW) plug	Name	090 (NMWP) Waterproof plug	Name	110DWP2-4P Waterproof plug
Supply unit	Pack (5 plugs)	Supply unit	Pack (5 plugs)	Supply unit	Pack (5 plugs)


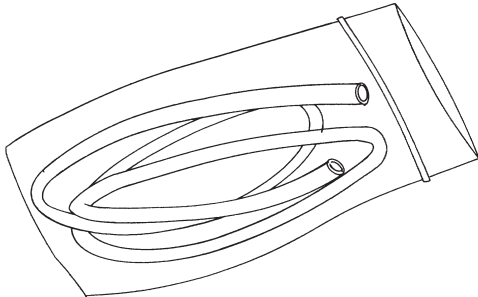
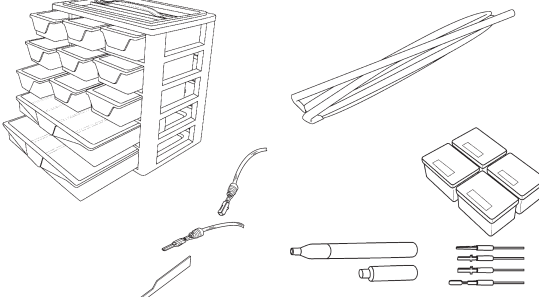
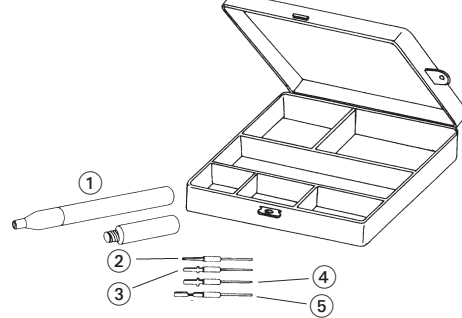
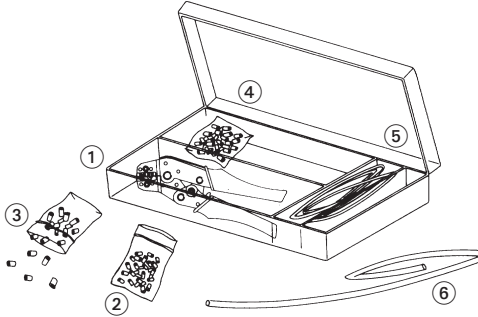
					
Part No.	MU800641	Part No.	MU800644	Part No.	MU800649
Name	050 (SSD) Waterproof plug	Name	090 II Waterproof plug (Use for 050 (SSD) + 090 II HYBRID Waterproof connector)	Name	110DWP6-8P Waterproof plug
Supply unit	Pack (5 plugs)	Supply unit	Pack (5 plugs)	Supply unit	Pack (5 plugs)
					
Part No.	MU802884	Part No.	MU802885	Part No.	MU802887
Name	5.6mm Waterproof Plug	Name	3.6mm Waterproof Plug	Name	Sicma Waterproof Plug
Supply unit	Pack (5 plugs)	Supply unit	Pack (5 plugs)	Supply unit	Pack (5 plugs)
					
Part No.	MU802947	Part No.	MB992035	Part No.	MB992036
Name	6.3 Sys. Waterproof Plug	Name	040 (ABS) Waterproof plug	Name	040 (DL) Waterproof plug
Supply unit	Pack (5 plugs)	Supply unit	Pack (5 plugs)	Supply unit	Pack (5 plugs)

TOOLS AND OTHER SUPPLIED PARTS

	Name	Terminal checking tool
	Part No.	MB991661★
	Components	① Tool for fitting check terminals
		② Weight for checking tin-plated terminals
		③ Weight for checking gold-plated terminals
	Supply unit	Singly
	Name	Check terminal
	Part No./Application	MB991662/for 025★
		MB991663/for 040★
		MB991664/for 070★
		MB991665/for DWP★
	Supply unit	5 terminals per pack (one each in harness repair kit)
	Name	Terminal releasing tool
	Part No.	MB991667★
	Supply unit	Singly
	Name	Wire crimping tool
	Part No.	MB991672
	Supply unit	Singly
	Name	Crimp terminal (splice)
	Name/Part No.	P-1.25/MB991673
		P-2/MB991674
		P-5.5/MB991675
	Supply unit	100 terminals per pack (30 of each in harness repair kit)

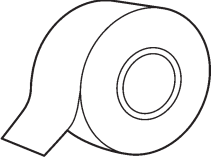
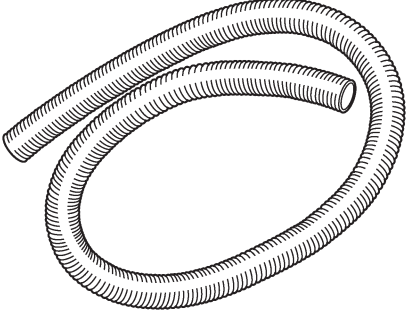
NOTES

Parts marked with ★ are included in the harness repair kit (MB991916).

	Name	Insulating tape
	Part No.	MB991676
	Supply unit	Roll
	Name	Heat-shrinkable tube
	Inside diameter/Part No.	4.2 mm/MB991677★ 5.7 mm/MB991678★
	Supply unit	1 meter per pack (50 cm of each in harness repair kit)
	Name	Harness repair kit
	Part No.	MB991916
	Components	One of each item marked with ★ in the supply parts list
	Supply unit	Singly
	Name	Terminal checking tool kit
	Part No.	MB991679★
	Components	① MB991661 x 1 ② MB991662 x 1 ③ MB991663 x 1 ④ MB991664 x 1 ⑤ MB991665 x 1
	Supply unit	Singly
	Name	Wire crimping kit
	Part No.	MB991660
	Components	① MB991672 x 1 ② MB991673 x 30 ③ MB991674 x 30 ④ MB991675 x 30 ⑤ MB991677 (50 cm) ⑥ MB991678 (50 cm)
	Supply unit	Singly

NOTES

Parts marked with ★ are included in the harness repair kit (MB991916).

	Name	Heat-resistant tape
	Part No.	MB992017
	Supply unit	Roll
	Name	Heat-resistant corrugated tube
	Name/Part No.	ϕ 7/MB992014 ϕ 13/MB992015 ϕ 19/MB992016
	Note	With slit
	Supply unit	1 meter per pack

NOTES

Parts marked with ★ are included in the harness repair kit (MB991916).

3 REPAIR KITS

HARNESS REPAIR KIT	3-2
TERMINAL CHECKING TOOL KIT	3-3
WIRE CRIMPING KIT	3-4



HARNESS REPAIR KIT

The harness repair kit is a special box containing a selection of connector housings and terminals that can be difficult to obtain when they are needed urgently. The kit also contains a terminal checking tool (for checking the extraction force of female terminals), and a terminal releasing tool.

Contents of Kit (39 Items in Total)

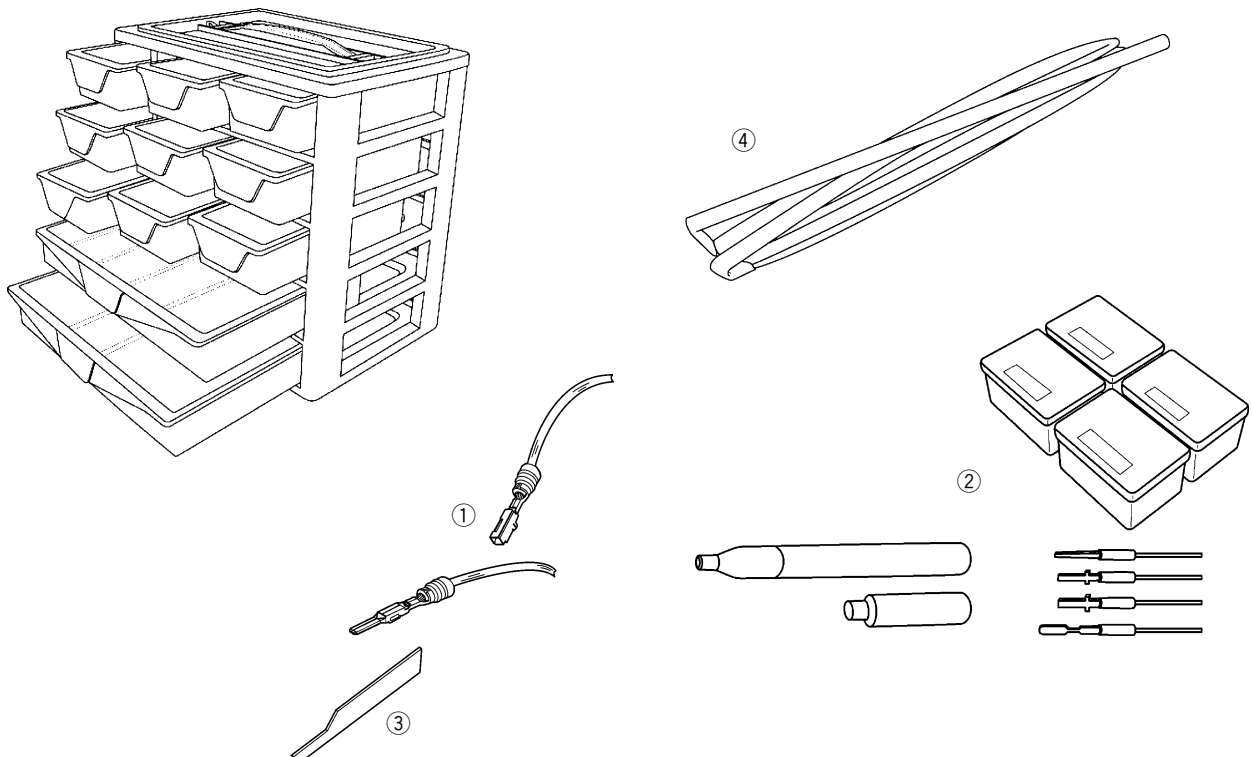
- ① Terminals
 - Waterproof terminals
 - 050 (SSD) Waterproof/070 (ECONOSEAL J) Waterproof/090 II Waterproof/090 (DL) Waterproof/090 (NMWP) Waterproof/090 II Waterproof (Special)/110DWP Waterproof/187 Waterproof/312 Waterproof/LIF (for ECU)
 - Un-waterproof terminals
 - 025 (MX-7)/040 (Multilock II)/040 III/050 (CDR)/040 (MX-5)/070 III/070 (MX-5)/070 (Multilock)/070 (SDL-II)/090 II/187/187 (MS)/312/POSITIVE LOCK
 - ② Terminal checking tool kit
 - ③ Terminal releasing tool
 - ④ Heat-shrinkable tubes
- * All terminals are pre-crimped with 150 mm of wire.
- * The harness repair kit contains 5 of each type of terminal, one special tool kit, and two kinds of heat-shrinkable tubes.

Box Dimensions

29 cm (W) x 27 cm (H) x 20 cm (D)

Kit Part Number MB991916

All parts marked with ★ in the Supplied Parts List (pages 2-69 to 2-87 of this manual) are included in the harness repair kit.



TERMINAL CHECKING TOOL KIT

The terminal checking tool kit is included in the harness repair kit. It contains a tool for installing check terminal weights that are used to check the contact force (extraction force) of terminals, plus four check terminals. Select the check terminal that corresponds to the terminal whose contact force (extraction force) is to be checked, and fit it into the terminal checking tool. A special checking weight is included for gold-plated terminals. This should always be used when checking the contact force (extraction force) of gold-plated terminals. (Refer to P.1-28 for instructions on checking contact force.)

Contents of Kit

- ① Terminal checking tool x 1
(set contains a tool for fitting check terminals, weight for checking tin-plated terminals, and weight for checking gold-plated terminals)
- ② Check terminals
(one each for 025, 040, 070, and DWP)

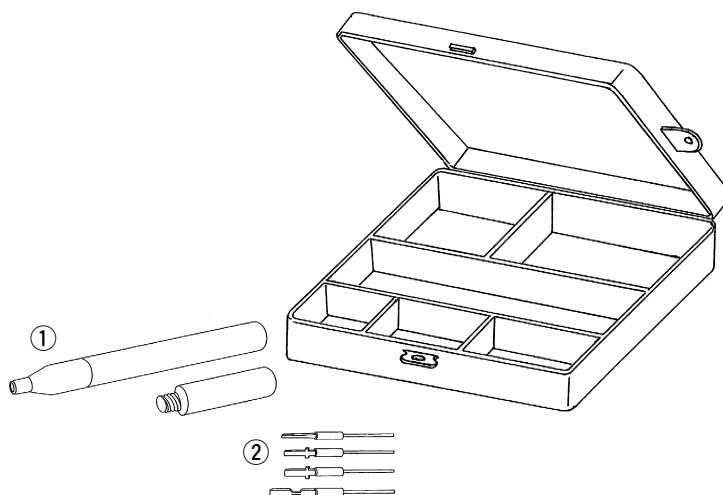
Box Dimensions

14.5 cm (W) x 2.3 cm (H) x 13.6 cm (D)

Kit Part Number MB991679

NOTE

- This kit is supplied as part of the harness repair kit.
- The terminal checking tool and check terminals are also available separately.
(These items are supplied in the units shown on P. 2-85.)



WIRE CRIMPING KIT

The wire crimping kit is not included with the harness repair kit.

The wire crimping kit contains the wire crimping tool, crimp terminals, and heat-shrinkable tubing that are used to join wires when repairing harnesses. This kit should be used in conjunction with the harness repair kit.

The wire crimping tool has a ratchet mechanism that prevents the jaws from being opened until full crimping pressure has been applied. Three sizes of crimp terminal and two diameters of heat-shrinkable tubing are provided for use with different wire sizes.

(Refer to pages 1-25 and 1-26 for instructions on the use of these items.)

Contents of Kit

- ① Wire crimping tool x 1
- ② Crimp terminals
(30 each of P-1.25, P-2, and P-5.5)
- ③ Heat-shrinkable tubing
(50 cm each of 4.2 mm diameter and 5.7 mm diameter)

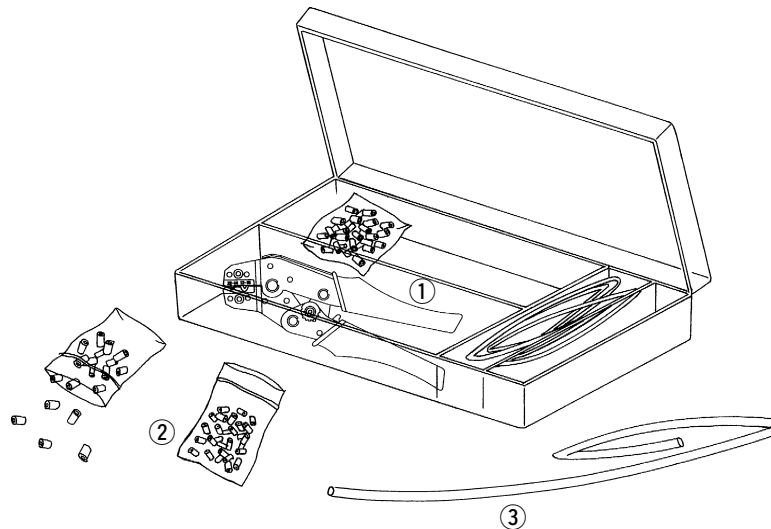
Box Dimensions

30.3 cm (W) x 3.1 cm (H) x 15.9 cm (D)

Kit Part Number MB991660

NOTE

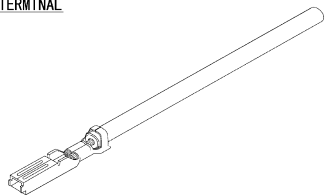
- The wire crimping tool, crimp terminals, and heat-shrinkable tubing are also available individually. (These items are supplied in the units shown on pages 2-85 and 2-86.)



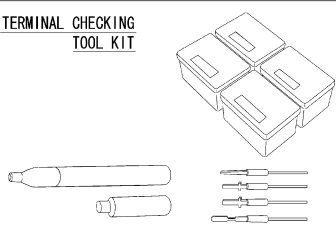
WIRING HARNESS REPAIR KIT FOR MMC VEHICLES - MB991916

① ~ ⑭

TERMINAL

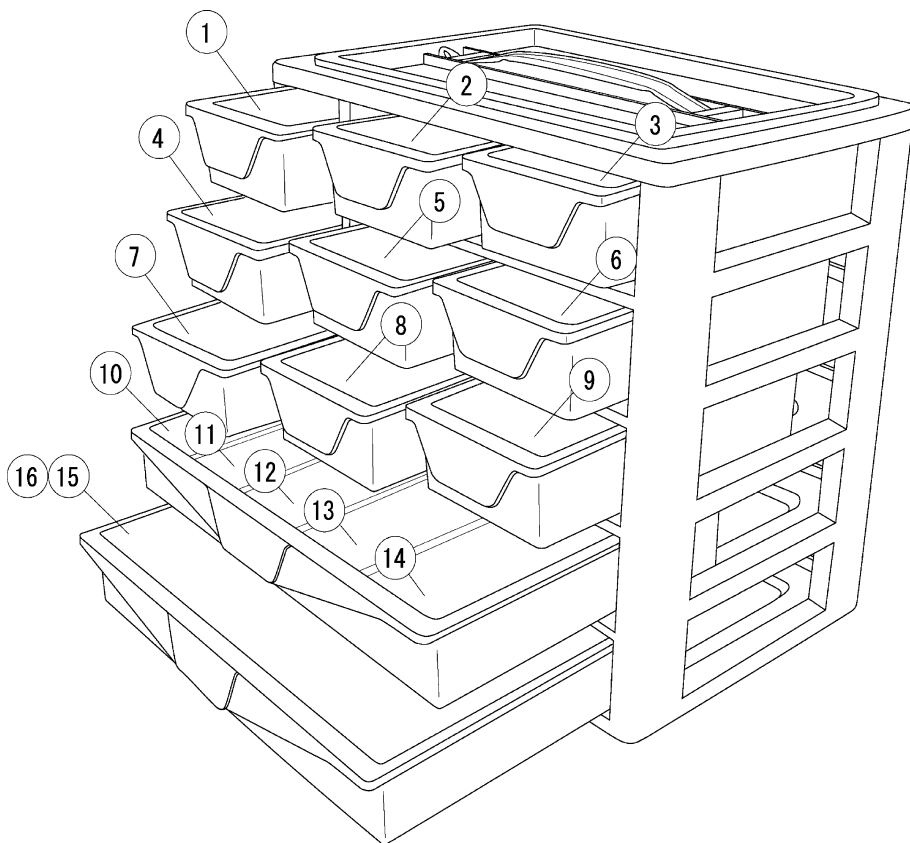
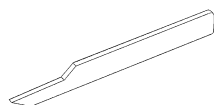


⑮

TERMINAL CHECKING
TOOL KIT

⑯

TERMINAL RELEASING TOOL



Item	Part Number	Description	Qty	Note	Item	Part Number	Description	Qty	Note
1	MU800522	040 III FEMALE	5		8	MU800640	050 (SSD) FEMALE	5	(WATERPROOF)
	MU800523	090 II MALE	5			MU800642	090 II (SPECIAL) MALE	5	(WATERPROOF)
	MU800524	090 II FEMALE	5			MU800643	090 II (SPECIAL) FEMALE	5	(WATERPROOF)
2	MU800525	187 MALE	5		9	MU800645	070 MALE	5	
	MU800530	090 II MALE A	5	(WATERPROOF)		MU800646	070 FEMALE	5	
	MU800532	090 (DL) MALE	5	(WATERPROOF)		MU800647	110 (DWP6~8) FEMALE	5	(WATERPROOF)
3	MU800533	090 (DL) FEMALE	5	(WATERPROOF)	10	MU800650	040 MULTI LOCK II FEMALE	5	
	MU800535	187 MALE	5	(WATERPROOF)		MU800652	070 MULTI LOCK MALE	5	
	MU800536	187 FEMALE	5	(WATERPROOF)	11	MU800656	070 III FEMALE	5	
4	MU800539	312 FEMALE	5	(WATERPROOF)		MU800658	POSITIVE LOCK FEMALE	5	
	MU800541	070 (ECONOSEAL J) FEMALE	5	(WATERPROOF)	12	MU800659	POSITIVE LOCK 250 FEMALE	5	
	MU800543	LIF FEMALE	5			MU800660	040 FEMALE	5	
5	MU800552	187 (MS) FEMALE	5		13	MU800662	070 FEMALE	5	
	MU800553	090 II MALE	5	(WATERPROOF)		MU800664	025 (MX-7) FEMALE	5	
	MU800554	090 II FEMALE	5	(WATERPROOF)	14	MU800666	025 (MX-7) POWER FEMALE	5	
6	MU800631	090 (NMWP) MALE	5	(WATERPROOF)		MB991661	TERMINAL CHECKING TOOL	1	
	MU800632	090 (NMWP) FEMALE	5	(WATERPROOF)	15	MB991662	025 CHECK TERMINAL	1	
	MU800634	050 MALE	5			MB991663	040 CHECK TERMINAL	1	
7	MU800635	050 FEMALE	5			MB991664	070 CHECK TERMINAL	1	
	MU800636	110 (DWP2~4) FEMALE	5	(WATERPROOF)		MB991665	DWP CHECK TERMINAL	1	
	MU800639	050 (SSD) MALE	5	(WATERPROOF)		MB991667	TERMINAL RELEASING TOOL	1	

4 REFERENCE MATERIAL

TABLE OF VEHICLE WIRE TYPES	4-2
GLOSSARY	4-3

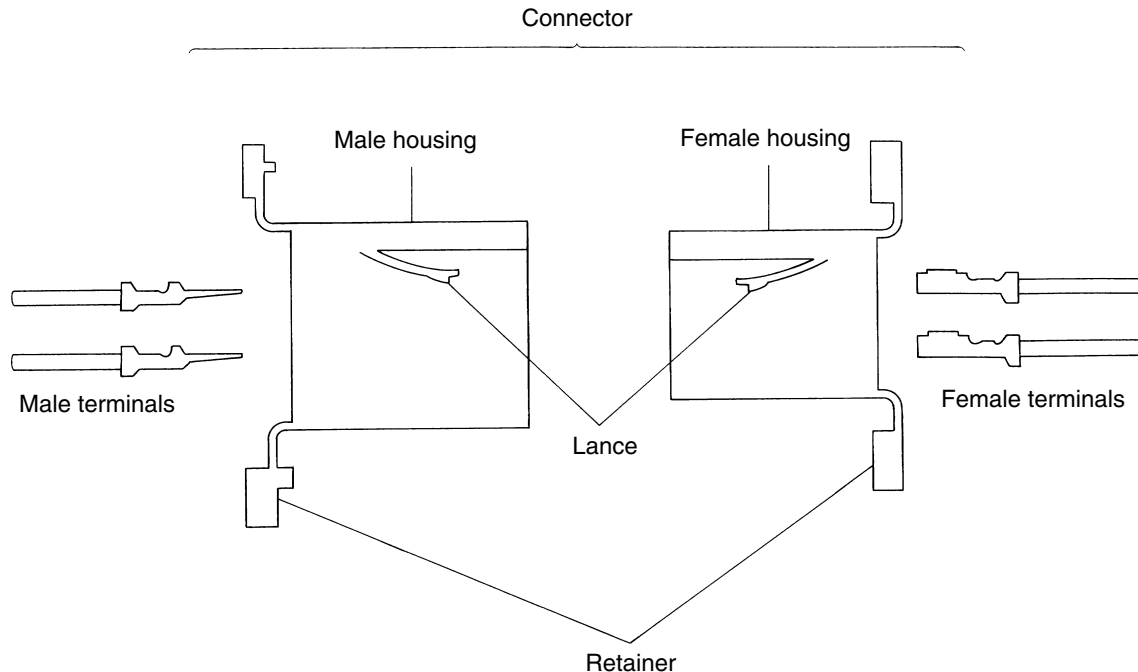
TABLE OF VEHICLE WIRE TYPES

Type	Name	Conductor			Insulation thickness (mm)	Overall diameter	
		Strands (No./mm)	Area of cross section (mm ²)	Diameter (mm)		Standard (mm)	Maximum (mm)
AV	0.5	7/0.34	0.5629	1	0.6	2.2	2.4
	0.85	11/0.32	0.8846	1.2	0.6	2.4	2.6
	1.25	16/0.32	1.287	1.5	0.6	2.7	2.9
	2	26/0.32	2.091	1.9	0.6	3.1	3.4
	3	41/0.32	3.297	2.4	0.7	3.8	4.1
	5	65/0.32	5.228	3	0.8	4.6	4.9
AVS	0.3	7/0.26	0.3716	0.8	0.4	1.8	1.9
	0.5	7/0.32	0.5629	1	0.4	2	2.1
	0.85	16/0.26	0.8494	1.2	0.4	2.2	2.3
	0.85	11/0.32	0.8846	1.2	0.4	2.2	2.6
	1.25	16/0.32	1.287	1.5	0.4	2.5	3.1
	2	26/0.32	2.091	1.9	0.4	2.9	3.8
	3	41/0.32	3.297	2.4	0.5	3.6	4.6
	5	65/0.32	5.228	3	0.6	4.4	1.5
AVSS	0.3	7/0.26	0.3716	0.8	0.3	1.4	1.5
	0.5	7/0.32	0.5629	1	0.3	1.6	1.7
	0.85	19/0.24	0.8595	1.2	0.3	1.8	1.9
	1.25	19/0.29	1.255	1.5	0.3	2.1	2.2
	2	37/0.26	1.9644	1.8	0.4	2.6	2.7

NOTES

This table is based by Japanese automotive wire specification. In case of other countries, apply to each country's specification.

GLOSSARY



Connector

A component that brings conductors into contact with each other so that current can flow from one to the other. In its simplest form, it consists of a terminal, which is joined to a conductor (usually a wire), and a housing, which holds the terminal and positions to be mated with a corresponding terminal in another connector.

Terminal

A metallic, current-carrying part inside a connector. It is also known as a *contact* or a *pin*. A male terminal is also called a *tab*, and a female terminal is also called a *receptacle*.

Housing

The part of a connector that holds the terminal. It is usually made of plastic. A housing that holds a male terminal is generally known as a *male housing* or *cap*. One that holds a female terminal is generally known as a *female housing* or *plug*. Both types are also called *couplers*.

Lance

A pawl that holds a terminal securely inside a housing. It is also known as an *elastic arm* or *peak*. A lance inside a housing is called a *housing lance*, and a lance on a terminal is called a *terminal lance*. A terminal cannot be removed from its housing until it is free of the lance.

Retainer

An item that holds a terminal in its housing with extra security. Some types of retainer form an integral part of the housing, and other types can be removed. Also, some types of retainer are fitted at the front of the terminal, while other types are fitted at the rear. The retainer cannot be fitted unless the terminal is fully inserted into the housing. Retainers are also known as *holders*, *flaps*, and *double locks*.

5 PARTS NUMBER INDEX



MITSUBISHI Parts No.	Parts name	Pages
MS800321	φ5 SHUR-PLUG Housing, 1P-Female	2-6
MU800522	040 III Female terminal (Tin plated)	2-76
MU800523	090 II Male terminal (Tin plated)	2-69
MU800524	090 II Female terminal (Tin plated)	2-69
MU800525	187 Male terminal	2-69
MU800526	187 Female terminal	2-69
MU800527	312 Male terminal	2-69
MU800528	312 Female terminal	2-69
MU800530	090 II Waterproof female terminal (Tin plated, use for 090 II Waterproof connector MU802768, MU802796)	2-69
MU800531	090 (DL) Waterproof plug, 090 II Waterproof plug (use for MU802768, MU802796)	2-83
MU800532	090 (DL) Waterproof male terminal (Tin plated)	2-69
MU800533	090 (DL) Waterproof female terminal (Tin plated)	2-69
MU800534	090 II Waterproof plug	2-83
MU800535	187 Waterproof male terminal	2-70
MU800536	187 Waterproof female terminal	2-70
MU800537	187 Waterproof plug	2-83
MU800539	312 Waterproof female terminal	2-70
MU800540	312 Waterproof plug	2-83
MU800541	070 (Econoseal J) Waterproof female terminal (Tin plated)	2-70
MU800542	070 (Econoseal J) Waterproof plug	2-83
MU800543	LIF (for ECU) Female terminal	2-70
MU800544	LIF (for ECU) Waterproof plug	2-83
MU800545	090 II Male terminal (Gold plated)	2-69
MU800546	090 II Female terminal (Gold plated)	2-69
MU800548	090 II Waterproof female terminal (Gold plated, use for 090 II Waterproof connector MU802768, MU802796)	2-69
MU800549	090 (DL) Waterproof male terminal (Gold plated)	2-69
MU800550	090 (DL) Waterproof female terminal (Gold plated)	2-69
MU800551	070 (Econoseal J) Waterproof female terminal (Gold plated)	2-70
MU800552	187 (MS) Female terminal	2-74
MU800553	090 II Waterproof male terminal (Tin plated)	2-74
MU800554	090 II Waterproof female terminal (Tin plated)	2-74
MU800555	090 II Waterproof male terminal (Gold plated)	2-74
MU800556	090 II Waterproof female terminal (Gold plated)	2-74
MU800574	375 (L-TYPE) male terminal	2-70
MU800575	375 (L-TYPE) female terminal	2-70
MU800576	375 Waterproof male terminal	2-71
MU800577	375 Waterproof female terminal	2-71
MU800578	040 (RK) Waterproof female terminal	2-71
MU800579	040 (AR) male terminal	2-71
MU800580	040 (AR) female terminal	2-71
MU800581	375 Waterproof plug	2-83
MU800582	040 (RK) Waterproof plug	2-83
MU800583	090 (RK) male terminal	2-71
MU800584	090 (RK) female terminal	2-71
MU800586	250 (CN) Housing Lance male terminal	2-71
MU800587	250 (CN) Housing Lance female terminal	2-71
MU800588	050 female terminal	2-72
MU800589	Diag female terminal	2-72
MU800590	060 (Z) Waterproof female terminal (Tin plated)	2-72
MU800591	060 (Z) Waterproof plug	2-83

MITSUBISHI Parts No.	Parts name	Pages
MU800592	050 Waterproof (DEW) female terminal (Tin plated)	2-72
MU800593	050 Waterprfoof (DEW) plug	2-83
MU800594	φ5 SHUR-PLUG female terminal	2-72
MU800595	POSITIVE LOCK female terminal	2-73
MU800596	060 (Z) Waterproof female terminal (Gold plated)	2-72
MU800597	050 Waterproof female terminal (Gold plated)	2-72
MU800631	090 (NMWP) Waterproof male terminal	2-73
MU800632	090 (NMWP) Waterproof female terminal	2-73
MU800633	090 (NMWP) Waterproof plug	2-83
MU800634	050 (CDR) Male terminal	2-75
MU800635	050 (CDR) Female terminal	2-75
MU800636	110DWP2-4P Waterproof female terminal (Tin plated)	2-73
MU800637	110DWP2-4P Waterproof female terminal (Gold plated)	2-73
MU800638	110DWP2-4P Waterproof plug	2-83
MU800639	050 (SSD) Waterproof male terminal	2-73
MU800640	050 (SSD) Waterproof female terminal	2-73
MU800641	050 (SSD) Waterproof plug	2-84
MU800642	090 II Waterproof (special) male terminal	2-73
MU800643	090 II Waterproof (special) female terminal	2-73
MU800644	090 II Waterproof plug (use for 050 (SSD) + 090 II HYBRID Waterproof connector)	2-84
MU800645	070 (SDL-II) Male terminal	2-76
MU800646	070 (SDL-II) Female terminal	2-76
MU800647	110DWP6-8P Waterproof female terminal (Tin plated)	2-74
MU800648	110DWP6-8P Waterproof female terminal (Gold plated)	2-74
MU800649	110DWP6-8P Waterproof plug	2-84
MU800650	040 (Multi-lock II) female terminal (Tin plated)	2-74
MU800651	040 (Multi-lock II) female terminal (Gold plated)	2-74
MU800652	070 (Multi-lock) Female terminal (Tin plated)	2-76
MU800653	070 (Multi-lock) Female terminal (Gold plated)	2-76
MU800655	040 III Female terminal (Gold plated)	2-76
MU800656	070 III Female terminal (Tin plated)	2-74
MU800657	070 III Female terminal (Gold plated)	2-74
MU800658	Positive lock female terminal	2-76
MU800659	Positive lock 250 female terminal	2-76
MU800660	040 (MX-5) Female terminal (Tin plated)	2-75
MU800661	040 (MX-5) Female terminal (Gold plated)	2-75
MU800662	070 (MX-5) Female terminal (Tin plated)	2-75
MU800663	070 (MX-5) Female terminal (Gold plated)	2-75
MU800664	025 (MX-7) Female terminal (Tin plated)	2-75
MU800665	025 (MX-7) Female terminal (Gold plated)	2-75
MU800666	025 (MX-7) Female terminal for power	2-75
MU801002	090 Housing, 1P-Female	2-2
MU801086	090 (DL) Housing, 4P-Female	2-28
MU801211	Positive lock housing, 1P-Female	2-2
MU801212	Positive lock housing, 2P-Female	2-6
MU801215	POSITIVE LOCK Housing, 1P-Female	2-2
MU801323	187 Housing, 2P-Male	2-6
MU801324	187 Housing, 2P-Female	2-6
MU801325	187 Housing, 2P-Male	2-6
MU801326	187 Housing, 2P-Female	2-6

MITSUBISHI Parts No.	Parts name	Pages
MU801328	187 Housing, 3P-Female	2-21
MU801329	187 Housing, 4P-Male	2-28
MU801330	187 Housing, 4P-Female	2-28
MU801331	187 Housing, 6P-Male	2-38
MU801332	187 Housing, 6P-Female	2-38
MU801333	187 Housing, 8P-Male	2-45
MU801334	187 Housing, 8P-Female	2-45
MU801335	187 Housing, 10P-Male	2-50
MU801336	187 Housing, 10P-Female	2-50
MU801342	187 (MS) Housing & Retainer, 4P-Female	2-28
MU801344	187 (MS) Housing & Retainer, 8P-Female	2-45
MU801361	187 Housing, 1P-Male	2-2
MU801362	187 Housing, 1P-Female	2-2
MU801365	187 Housing, 4P-Male	2-29
MU801366	187 Housing, 4P-Female	2-29
MU801368	187 Housing, 6P-Female	2-38
MU801369	187 Housing, 8P-Male	2-46
MU801370	187 Housing, 8P-Female	2-46
MU801371	187 Housing, 8P-Female	2-46
MU801372	187 Housing, 8P-Female	2-46
MU801377	312 Housing, 2P-Male	2-6
MU801378	312 Housing, 2P-Female	2-7
MU801379	312 Housing, 2P-Female	2-6
MU801380	312 Housing, 3P-Female	2-22
MU801382	312 Housing, 2P-Male	2-7
MU801401	375 (L-TYPE) Housing & Retainer, 1P-Male	2-2
MU801402	375 (L-TYPE) Housing & Retainer, 1P-Female	2-2
MU801403	375 (L-TYPE) Housing & Retainer, 1P-Male	2-3
MU801404	375 (L-TYPE) Housing & Retainer, 1P-Female	2-3
MU801405	375 (L-TYPE) Housing & Retainer, 2P-Male	2-7
MU801406	375 (L-TYPE) Housing & Retainer, 2P-Female	2-7
MU801413	375 (L-TYPE) Housing & Retainer, 2P-Male	2-7
MU801414	375 (L-TYPE) Housing & Retainer, 2P-Female	2-7
MU801441	070 (SDL-II) Housing & Retainer, 2P-Male	2-7
MU801442	070 (SDL-II) Housing & Retainer, 2P-Female	2-7
MU801443	070 (SDL-II) Housing & Retainer, 3P-Male	2-22
MU801444	070 (SDL-II) Housing & Retainer, 3P-Female	2-22
MU801445	070 (SDL-II) Housing & Retainer, 4P-Male	2-29
MU801446	070 (SDL-II) Housing & Retainer, 4P-Female	2-29
MU801447	070 (SDL-II) Housing & Retainer, 6P-Male	2-38
MU801448	070 (SDL-II) Housing & Retainer, 6P-Female	2-38
MU801449	070 (SDL-II) Housing & Retainer, 8P-Male	2-46
MU801450	070 (SDL-II) Housing & Retainer, 8P-Female	2-46
MU801451	070 (SDL-II) Housing & Retainer, 10P-Male	2-50
MU801452	070 (SDL-II) Housing & Retainer, 10P-Female	2-50
MU801453	070 (SDL-II) Housing & Retainer, 14P-Male	2-57
MU801454	070 (SDL-II) Housing & Retainer, 14P-Female	2-57
MU801455	070 (SDL-II) Housing & Retainer, 18P-Male	2-60
MU801456	070 (SDL-II) Housing & Retainer, 18P-Female	2-60
MU801457	070 (SDL-II) Housing & Retainer, 20P-Male	2-62

MITSUBISHI Parts No.	Parts name	Pages
MU801458	070 (SDL-II) Housing & Retainer, 20P-Female	2-62
MU801461	070 (SDL-II) Housing & Retainer, 22P-Male	2-63
MU801462	070 (SDL-II) Housing & Retainer, 22P-Female	2-63
MU801463	070 (SDL-II) Housing & Retainer, 6P-Female	2-39
MU801464	070 (SDL-II) Housing & Retainer, 6P-Female	2-39
MU801465	070 (SDL-II) Housing & Retainer, 22P-Male	2-63
MU801466	070 (SDL-II) Housing & Retainer, 22P-Female	2-63
MU801468	070 (SDL-II) Housing & Retainer, 12P-Female	2-53
MU801490	090 II + 187 HYBRID Housing, 4P-Female	2-29
MU801491	090 II + 187 HYBRID Housing, 4P-Male	2-29
MU801514	040 III Housing, 10P-Female	2-50
MU801515	040 III Housing, 22P-Male	2-63
MU801516	040 III Housing, 22P-Female	2-63
MU801536	050 Housing, 3P-Female	2-22
MU801541	050 (CDR) Housing, 2P-Male	2-7
MU801542	050 (CDR) Housing, 2P-Female	2-7
MU801543	050 (CDR) Housing, 3P-Male	2-22
MU801544	050 (CDR) Housing, 3P-Female	2-22
MU801545	050 (CDR) Housing, 5P-Male	2-35
MU801546	050 (CDR) Housing, 5P-Female	2-35
MU801547	050 (CDR) Housing, 7P-Male	2-44
MU801548	050 (CDR) Housing, 7P-Female	2-44
MU801549	050 (CDR) Housing, 9P-Male	2-49
MU801550	050 (CDR) Housing, 9P-Female	2-49
MU801551	050 (CDR) Housing, 11P-Male	2-52
MU801552	050 (CDR) Housing, 11P-Female	2-52
MU801553	050 (CDR) Housing, 13P-Male	2-56
MU801554	050 (CDR) Housing, 13P-Female	2-56
MU801555	050 (CDR) Housing, 15P-Male	2-58
MU801556	050 (CDR) Housing, 15P-Female	2-58
MU801557	050 (CDR) Housing, 17P-Male	2-60
MU801558	050 (CDR) Housing, 17P-Female	2-60
MU801559	050 (CDR) Housing, 19P-Male	2-61
MU801560	050 (CDR) Housing, 19P-Female	2-61
MU801565	040 III Housing, 2P-Male	2-8
MU801568	040 III Housing, 2P-Female	2-8
MU801569	040 III Housing, 5P-Male	2-35
MU801574	040 (Multi-lock) Housing, 18P-Female	2-58
MU801579	040 III Housing, 5P-Female	2-35
MU801581	040 (Multi-lock II) Housing, 6P-Female	2-39
MU801582	040 (Multi-lock II) Housing, 8P-Female	2-46
MU801583	040 (Multi-lock II) Housing, 12P-Female	2-53
MU801584	040 (Multi-lock II) Housing, 16P-Female	2-58
MU801585	040 (Multi-lock II) Housing, 20P-Female	2-62
MU801586	040 III Housing, 14P-Male	2-57
MU801587	040 III Housing, 14P-Female	2-57
MU801589	040 III Housing, 18P-Male	2-61
MU801594	040 III Housing, 18P-Female	2-61
MU801595	050 Housing, 16P-Male	2-58
MU801596	050 Housing, 16P-Female	2-58

MITSUBISHI Parts No.	Parts name	Pages
MU801665	090 II Housing, 1P-Male	2-3
MU801666	090 II Housing, 1P-Female	2-3
MU801667	090 II Housing, 1P-Male	2-3
MU801668	090 II Housing, 2P-Female	2-8
MU801669	090 II Housing, 2P-Male	2-8
MU801670	090 II Housing, 2P-Female	2-8, 2-9
MU801671	090 II Housing, 2P-Male	2-8
MU801672	090 II Housing, 2P-Female	2-8
MU801673	090 II Housing, 2P-Male	2-8
MU801674	090 II Housing, 2P-Female	2-8, 2-9
MU801675	090 II Housing, 2P-Male	2-9
MU801676	090 II Housing, 2P-Female	2-9
MU801677	090 II Housing, 2P-Male	2-9
MU801678	090 II Housing, 2P-Male	2-9
MU801679	090 II Housing, 2P-Male	2-9
MU801680	090 II Housing, 3P-Female	2-22
MU801682	090 II Housing, 2P-Female	2-9
MU801683	090 II Housing, 2P-Male	2-10
MU801684	090 II Housing, 2P-Female	2-10
MU801685	090 II Housing, 3P-Male	2-23
MU801686	090 II Housing, 3P-Female	2-23
MU801687	090 II Housing, 4P-Male	2-29
MU801688	090 II Housing, 4P-Female	2-29, 2-30
MU801689	090 II Housing, 4P-Male	2-29
MU801690	090 II Housing, 4P-Male	2-30
MU801691	090 II Housing, 4P-Male	2-30
MU801692	090 II Housing, 4P-Female	2-30
MU801694	090 II Housing, 4P-Female	2-30
MU801695	090 II Housing, 5P-Male	2-35
MU801696	090 II Housing, 5P-Female	2-35
MU801697	090 II Housing, 6P-Male	2-39
MU801698	090 II Housing, 6P-Female	2-39
MU801807	040/070 HYBRID Housing, 26P-Female	2-64
MU801820	040/070 HYBRID Housing, 12P-Female	2-53
MU801821	040/070 HYBRID Housing, 12P-Female	2-54
MU801822	040/070 HYBRID Housing, 16P-Female	2-59
MU801823	040/070 HYBRID Housing, 22P-Female	2-63
MU801824	040/070 HYBRID Housing, 26P-Female	2-65
MU801825	040/070 HYBRID Housing, 26P-Female	2-65
MU801826	040/070 HYBRID Housing, 16P-Female	2-59
MU801828	040/070 HYBRID Housing, 16P-Female	2-59
MU801831	090 II Housing, 6P-Male	2-39
MU801832	090 II Housing, 6P-Female	2-39
MU801833	090 II Housing, 6P-Female	2-40
MU801834	090 II Housing, 6P-Female	2-40
MU801835	090 II Housing, 6P-Female	2-40
MU801836	090 II Housing, 4P-Female	2-30
MU801837	090 II Housing, 7P-Male	2-44
MU801838	090 II Housing, 7P-Female	2-44
MU801839	090 II Housing, 8P-Male	2-47

MITSUBISHI Parts No.	Parts name	Pages
MU801840	090 II Housing, 8P-Female	2-47
MU801841	090 II Housing, 9P-Male	2-49
MU801842	090 II Housing, 9P-Female	2-49
MU801843	090 II Housing, 10P-Male	2-50
MU801844	090 II Housing, 10P-Female	2-50
MU801845	090 II Housing, 10P-Female	2-50
MU801846	090 II Housing, 10P-Female	2-51
MU801847	090 II Housing, 11P-Male	2-53
MU801848	090 II Housing, 11P-Female	2-53
MU801850	090 II Housing, 11P-Female	2-53
MU801852	090 II Housing, 12P-Female	2-54
MU801853	090 II Housing, 12P-Male	2-54
MU801854	090 II Housing, 12P-Female	2-54
MU801855	090 II Housing, 13P-Male	2-56
MU801856	090 II Housing, 13P-Female	2-56
MU801857	090 II Housing, 14P-Male	2-57
MU801858	090 II Housing, 14P-Female	2-57
MU801859	090 II Housing, 12P-Female	2-54
MU801860	090 II Housing, 13P-Female	2-56
MU801862	090 II Housing, 16P-Female	2-59
MU801863	090 II Housing, 16P-Male	2-59
MU801864	090 II + 187 HYBRID Housing, 6P-Female	2-40
MU801865	090 II + 187 HYBRID Housing, 8P-Female	2-47
MU801866	090 II + 187 HYBRID Housing, 8P-Female	2-47
MU801867	090 II + 187 HYBRID Housing, 10P-Male	2-51
MU801868	090 II + 187 HYBRID Housing, 10P-Female	2-51
MU801869	090 II Housing, 18P-Male	2-61
MU801870	090 II Housing, 18P-Female	2-61
MU801873	090 II + 187 HYBRID Housing, 14P-Male	2-57
MU801874	090 II + 187 HYBRID Housing, 14P-Female	2-57
MU801875	090 II + 187 HYBRID Housing, 20P-Male	2-62
MU801876	090 II + 187 HYBRID Housing, 20P-Female	2-62
MU801877	090 II Housing, 20P-Male	2-62
MU801878	090 II Housing, 20P-Female	2-62
MU801879	090 II Housing, 13P-Male	2-56
MU801880	090 II Housing, 13P-Female	2-56
MU801882	090 II Housing, 15P-Male	2-58
MU801883	090 II Housing, 15P-Female	2-58
MU801884	090 II Housing, 16P-Female	2-59
MU801885	090 II Housing, 16P-Male	2-59
MU801886	090 II Housing, 11P-Male	2-53
MU801890	090 II + 187 HYBRID Housing, 19P-Male	2-62
MU801891	090 II + 187 HYBRID Housing, 19P-Female	2-62
MU801972	040 III + 090 II HYBRID Housing, 18P-Female	2-61
MU802044	090 (DL) Waterproof Housing, 2P-Female	2-10
MU802046	090 (DL) Waterproof Housing, 4P-Female	2-30
MU802047	090 (DL) Waterproof Housing, 2P-Female	2-10
MU802048	090 (DL) Waterproof Housing, 6P-Female	2-40
MU802049	090 (DL) Waterproof Housing, 5P-Female	2-36
MU802050	090 (DL) Waterproof Housing, 2P-Female	2-10

MITSUBISHI Parts No.	Parts name	Pages
MU802051	090 (DL) Waterproof Housing, 4P-Female	2-31
MU802052	090 (DL) Waterproof Housing, 6P-Female	2-41
MU802053	090 (DL) Waterproof Housing, 3P-Female	2-23
MU802054	090 (DL) Waterproof Housing, 7P-Female	2-45
MU802056	090 (DL) Waterproof Housing, 6P-Female	2-41
MU802058	090 (DL) Waterproof Housing, 5P-Female	2-36
MU802059	090 (DL) Waterproof Housing, 6P-Female	2-41
MU802060	090 (NDWP) Waterproof Housing & Retainer, 5P-Female	2-36
MU802062	090 (NDWP) Waterproof Housing & Retainer, 2P-Female	2-10
MU802064	090 (NDWP) Waterproof Housing & Retainer, 3P-Female	2-23
MU802066	090 (NDWP) Waterproof Housing & Retainer, 4P-Female	2-31
MU802068	090 (NDWP) Waterproof Housing & Retainer, 6P-Female	2-41
MU802071	090 (DL) Waterproof Housing, 2P-Female	2-11
MU802072	090 (DL) Waterproof Housing, 2P-Female	2-11
MU802073	090 (DL) Waterproof Housing, 8P-Female	2-47
MU802074	090 II Waterproof Housing, 3P-Female	2-23
MU802075	090 II Waterproof Housing, 3P-Female	2-23
MU802076	090 II Waterproof Housing, 3P-Female	2-24
MU802077	090 II Waterproof Housing, 3P-Female	2-24
MU802078	090 II Waterproof Housing, 3P-Female	2-24
MU802079	090 II Waterproof Housing, 3P-Female	2-24
MU802080	090 II Waterproof Housing, 3P-Female	2-24
MU802081	090 II Waterproof Housing, 3P-Female	2-25
MU802082	090 II Waterproof Housing, 3P-Female	2-25
MU802083	090 II Waterproof Housing, 4P-Male	2-31
MU802084	090 II Waterproof Housing, 4P-Female	2-31
MU802085	090 II Waterproof Housing, 4P-Male	2-31
MU802086	090 II Waterproof Housing, 4P-Female	2-31
MU802087	090 II Waterproof Housing, 4P-Male	2-31
MU802088	090 II Waterproof Housing, 4P-Female	2-31
MU802089	090 II Waterproof Housing, 4P-Female	2-32
MU802090	090 II Waterproof Housing, 4P-Female	2-32
MU802091	090 II Waterproof Housing, 4P-Female	2-34
MU802092	090 II Waterproof Housing, 5P-Female	2-36
MU802093	090 II Waterproof Housing, 8P-Female	2-47
MU802094	090 II Waterproof Housing, 5P-Female	2-36
MU802095	090 II Waterproof Housing, 5P-Female	2-37
MU802096	090 II Waterproof Housing, 5P-Female	2-37
MU802098	090 II Housing, 12P-Female	2-54
MU802100	090 II Waterproof Housing, 8P-Female	2-48
MU802210	187 Waterproof Housing, 2P-Female	2-11
MU802219	187 Waterproof Housing, 3P-Female	2-25
MU802220	187 Waterproof Housing, 1P-Female	2-3
MU802221	187 Waterproof Housing, 1P-Male	2-3
MU802222	187 Waterproof Housing, 1P-Female	2-3
MU802223	187 Waterproof Housing, 2P-Male	2-11
MU802224	187 Waterproof Housing, 2P-Female	2-11
MU802226	187 Waterproof Housing, 2P-Female	2-11
MU802227	090 II + 187 HYBRID Waterproof Housing, 5P-Male	2-37
MU802228	090 II + 187 HYBRID Waterproof Housing, 5P-Female	2-37

MITSUBISHI Parts No.	Parts name	Pages
MU802229	090 II + 187 HYBRID Waterproof Housing, 5P-Female	2-37
MU802230	090 II + 187 HYBRID Waterproof Housing, 10P-Female	2-51
MU802236	090 II + 187 HYBRID Waterproof Housing, 5P-Male	2-37
MU802239	187 Waterproof Housing, 4P-Male	2-32
MU802241	090 II + 187 HYBRID Waterproof Housing, 4P-Female	2-32
MU802309	375 Waterproof Housing & Retainer, 2P-Male	2-12
MU802310	375 Waterproof Housing & Retainer, 2P-Female	2-12
MU802322	187 + 312 HYBRID Waterproof Housing, 3P-Female	2-25
MU802331	050 (SSD) Waterproof Housing & Retainer, 1P-Male	2-4
MU802332	050 (SSD) Waterproof Housing & Retainer, 1P-Female	2-4
MU802333	050 (SSD) Waterproof Housing & Retainer, 2P-Male	2-12
MU802334	050 (SSD) Waterproof Housing & Retainer, 2P-Female	2-12
MU802335	050 (SSD) Waterproof Housing & Retainer, 2P-Male	2-12
MU802336	050 (SSD) Waterproof Housing & Retainer, 2P-Female	2-12
MU802337	050 (SSD) Waterproof Housing & Retainer, 3P-Male	2-25
MU802338	050 (SSD) Waterproof Housing & Retainer, 3P-Female	2-25
MU802339	050 (SSD) Waterproof Housing & Retainer, 4P-Male	2-32
MU802340	050 (SSD) Waterproof Housing & Retainer, 4P-Female	2-32
MU802341	050 (SSD) Waterproof Housing & Retainer, 6P-Male	2-41
MU802342	050 (SSD) Waterproof Housing & Retainer, 6P-Female	2-41
MU802343	050 (SSD) Waterproof Housing & Retainer, 8P-Male	2-48
MU802344	050 (SSD) Waterproof Housing & Retainer, 8P-Female	2-48
MU802348	050 (SSD) Waterproof Housing & Retainer, 3P-Female	2-26
MU802351	050 (SSD) + 090 II HYBRID Waterproof Housing & Retainer, 4P-Male	2-33
MU802352	050 (SSD) + 090 II HYBRID Waterproof Housing & Retainer, 4P-Female	2-33
MU802353	050 (SSD) + 090 II HYBRID Waterproof Housing & Retainer, 6P-Male	2-42
MU802354	050 (SSD) + 090 II HYBRID Waterproof Housing & Retainer, 6P-Female	2-42
MU802355	050 (SSD) + 090 II HYBRID Waterproof Housing & Retainer, 10P-Male	2-51
MU802356	050 (SSD) + 090 II HYBRID Waterproof Housing & Retainer, 10P-Female	2-51
MU802357	050 (SSD) + 090 II HYBRID Waterproof Housing & Retainer, 12P-Male	2-55
MU802358	050 (SSD) + 090 II HYBRID Waterproof Housing & Retainer, 12P-Female	2-55
MU802362	050 (SSD) + 090 II HYBRID Waterproof Housing & Retainer, 10P-Female	2-51
MU802404	070 (Econoseal J) Waterproof Housing, 2P-Female	2-12
MU802406	070 (Econoseal J) Waterproof Housing, 2P-Female	2-12
MU802408	070 (Econoseal J) Waterproof Housing & Retainer, 3P-Female	2-26
MU802409	070 (Econoseal J) Waterproof Housing, 2P-Female	2-13
MU802509	040 (RK) Waterproof Housing & Retainer, 3P-Female	2-26
MU802522	LIF (for ECU) Housing, 26P-Female	2-65
MU802552	050 Waterproof (DEW) Housing, 7P-Female	2-45
MU802601	090 (NMWP) Waterproof Housing & Retainer, 2P-Male	2-13
MU802602	090 (NMWP) Waterproof Housing & Retainer, 2P-Female	2-13
MU802603	090 (NMWP) Waterproof Housing & Retainer, 3P-Male	2-26
MU802604	090 (NMWP) Waterproof Housing & Retainer, 3P-Female	2-26
MU802605	090 (NMWP) Waterproof Housing & Retainer, 4P-Male	2-33
MU802606	090 (NMWP) Waterproof Housing & Retainer, 4P-Female	2-33
MU802607	090 (NMWP) Waterproof Housing & Retainer, 6P-Male	2-42
MU802608	090 (NMWP) Waterproof Housing & Retainer, 6P-Female	2-42
MU802609	090 (NMWP) Waterproof Housing & Retainer, 8P-Male	2-48
MU802610	090 (NMWP) Waterproof Housing & Retainer, 8P-Female	2-48
MU802611	090 (NMWP) Waterproof Housing & Retainer, 12P-Male	2-55

MITSUBISHI Parts No.	Parts name	Pages
MU802612	090 (NMWP) Waterproof Housing & Retainer, 12P-Female	2-55
MU802645	090 (NMWP) Waterproof Housing & Retainer, 10P-Male	2-52
MU802646	090 (NMWP) Waterproof Housing & Retainer, 10P-Female	2-52
MU802653	090 (NMWP) Waterproof Housing & Retainer, 1P-Male	2-4
MU802654	090 (NMWP) Waterproof Housing & Retainer, 1P-Female	2-4
MU802655	090 (NMWP) Waterproof Housing & Retainer, 1P-Male	2-4
MU802661	090 (NMWP) Waterproof Housing & Retainer, 2P-Male	2-13
MU802662	090 (NMWP) Waterproof Housing & Retainer, 2P-Female	2-13
MU802663	090 (NMWP) Waterproof Housing & Retainer, 3P-Male	2-26
MU802664	090 (NMWP) Waterproof Housing & Retainer, 3P-Female	2-26
MU802665	090 (NMWP) Waterproof Housing & Retainer, 4P-Male	2-33
MU802666	090 (NMWP) Waterproof Housing & Retainer, 4P-Female	2-33
MU802667	090 (NMWP) Waterproof Housing & Retainer, 6P-Male	2-42
MU802668	090 (NMWP) Waterproof Housing & Retainer, 6P-Female	2-42
MU802722	110DWP Waterproof Housing & Retainer, 2P-Female	2-13
MU802723	110DWP Waterproof Housing & Retainer, 3P-Female	2-27
MU802724	110DWP Waterproof Housing & Retainer, 4P-Female	2-33
MU802725	110DWP Waterproof Housing & Retainer, 6P-Female	2-42
MU802726	110DWP Waterproof Housing & Retainer, 8P-Female	2-48
MU802729	110DWP Waterproof Housing & Retainer, 4P-Female	2-33
MU802741	110DWP Waterproof Housing & Retainer, 2P-Female	2-13
MU802746	090 II Waterproof Housing, 4P-Male	2-34
MU802747	090 II + 187 HYBRID Waterproof Housing, 10P-Male	2-52
MU802748	090 II + 187 HYBRID Waterproof Housing, 10P-Female	2-52
MU802749	090 II Waterproof Housing, 8P-Male	2-48
MU802750	090 II Waterproof Housing, 8P-Female	2-48
MU802753	090 II Waterproof Housing, 6P-Male	2-42
MU802754	090 II Waterproof Housing, 6P-Female	2-43
MU802755	090 II Waterproof Housing, 6P-Female	2-43
MU802756	090 II Waterproof Housing, 6P-Female	2-43
MU802757	090 II Waterproof Housing, 6P-Female	2-42
MU802758	090 II Waterproof Housing, 6P-Female	2-43
MU802759	090 II Waterproof Housing, 7P-Male	2-45
MU802760	090 II Waterproof Housing, 7P-Female	2-45
MU802761	090 II Waterproof Housing, 1P-Male	2-4
MU802762	090 II Waterproof Housing, 1P-Female	2-4
MU802763	090 II Waterproof Housing, 1P-Male	2-4
MU802764	090 II Waterproof Housing, 1P-Female	2-4
MU802765	090 II Waterproof Housing, 1P-Female	2-5
MU802766	090 II Waterproof Housing, 1P-Female	2-5
MU802767	090 II Waterproof Housing, 1P-Female	2-5
MU802768	090 II Waterproof Housing, 2P-Female	2-14
MU802769	090 II Waterproof Housing, 2P-Male	2-14
MU802770	090 II Waterproof Housing, 2P-Female	2-14
MU802771	090 II Waterproof Housing, 2P-Male	2-14
MU802772	090 II Waterproof Housing, 2P-Female	2-14
MU802773	090 II Waterproof Housing, 2P-Male	2-14
MU802774	090 II Waterproof Housing, 2P-Female	2-14
MU802775	090 II Waterproof Housing, 2P-Male	2-14
MU802776	090 II Waterproof Housing, 2P-Female	2-14

<div>MITSUBISHI</div> <div>Parts No.</div>	Parts name	Pages
MU802777	090 II Waterproof Housing, 2P-Male	2-15
MU802778	090 II Waterproof Housing, 2P-Female	2-15
MU802779	090 II Waterproof Housing, 2P-Male	2-15
MU802780	090 II Waterproof Housing, 2P-Female	2-15
MU802781	090 II Waterproof Housing, 2P-Male	2-15
MU802782	090 II Waterproof Housing, 2P-Female	2-15
MU802783	090 II Waterproof Housing, 2P-Male	2-15
MU802784	090 II Waterproof Housing, 2P-Female	2-15
MU802785	090 II Waterproof Housing, 2P-Male	2-15
MU802786	090 II Waterproof Housing, 2P-Female	2-15
MU802787	090 II Waterproof Housing, 2P-Male	2-16
MU802788	090 II Waterproof Housing, 2P-Female	2-16
MU802789	090 II Waterproof Housing, 2P-Female	2-16
MU802790	090 II Waterproof Housing, 2P-Female	2-16
MU802791	090 II Waterproof Housing, 2P-Female	2-16
MU802792	090 II Waterproof Housing, 2P-Female	2-17
MU802793	090 II Waterproof Housing, 2P-Female	2-17
MU802794	090 II Waterproof Housing, 2P-Female	2-17
MU802795	090 II Waterproof Housing, 2P-Female	2-17
MU802796	090 II Waterproof Housing, 2P-Female	2-17
MU802797	090 II Waterproof Housing, 2P-Female	2-18
MU802798	090 II Waterproof Housing, 2P-Female	2-18
MU802799	090 II Waterproof Housing, 2P-Female	2-18
MU802803	Glow Plug Waterproof Housing, 1P-Female	2-5
MU802804	110 F/F Housing, 2P-Female	2-18
MU802805	Positive Lock Housing, 2P-Female	2-18
MU802806	Positive Lock Housing, 2P-Female	2-19
MU802809	Positive Lock III Housing, 2P-Female	2-19
MU802810	JPT Housing, 2P-Female	2-19
MU802811	JPT Waterproof Housing, 2P-Female	2-19
MU802816	Positive Lock III Housing, 3P-Female	2-27
MU802818	JPT Waterproof Housing, 3P-Female	2-27
MU802822	Positive Lock III Housing, 4P-Female	2-34
MU802823	JT Housing, 4P-Female	2-34
MU802828	BSK 2.8 Waterproof Housing, 2P-Female	2-19
MU802829	BSK 2.8 Waterproof Housing, 3P-Female	2-27
MU802832	ABS Waterproof Housing & Retainer, 31P-Female	2-67
MU802834	M/P 280 Waterproof Housing, 2P-Female	2-20
MU802835	M/P 150 Waterproof Housing & Retainer, 2P-Female	2-20
MU802836	M/P 280 Waterproof Housing & Retainer, 2P-Female	2-20
MU802839	M/P 150 Waterproof Housing & Retainer, 3P-Female	2-27
MU802840	M/P 150 Waterproof Housing & Retainer, 5P-Female	2-37
MU802843	Sicma Waterproof Housing, 2P-Female	2-20
MU802845	Sicma2 Waterproof Housing, 2P-Female	2-20
MU802847	Sicma2 Waterproof Housing, 2P-Female	2-21
MU802849	Sicma2 Waterproof Housing, 6P-Female	2-43
MU802850	DCS1 Waterproof Housing, 8P-Female	2-49
MU802851	6.3 PLUS Waterproof Housing, 2P-Female	2-21
MU802852	CON11 Waterproof Housing, 3P-Female	2-28
MU802854	MDK5 PLUS Waterproof Housing, 4P-Female	2-34

MITSUBISHI Parts No.	Parts name	Pages
MU802856	CMC Waterproof Housing & Retainer, 32P-Female	2-67
MU802857	CMC Waterproof Housing & Retainer, 48P-Female	2-68
MU802870	Sensor 2P Waterproof Housing, 2P-Female	2-21
MU802871	VIII Waterproof Housing, 6P-Female	2-44
MU802872	250 Housing, 5P-Female	2-38
MU802879	1.5 Sys. Waterproof Housing, 4P-Male	2-34
MU802881	6.3 Sys. Waterproof Housing, 4P-Female	2-35
MU802884	5.6mm Waterproof Plug	2-84
MU802885	3.6mm Waterproof Plug	2-84
MU802887	Sicma Waterproof Plug	2-84
MU802893	φ4mm Waterproof Female terminal	2-77
MU802894	110 F/F Female terminal	2-78
MU802895	Positive Lock Female terminal	2-78
MU802897	Positive Lock III Female terminal	2-78
MU802898	JPT Female terminal	2-78
MU802899	JPT Waterproof Female terminal	2-78
MU802902	MDK6 Female terminal	2-79
MU802905	BSK 2.8 Waterproof Female terminal	2-79
MU802906	Micro Timer II Waterproof Female terminal	2-79
MU802907	SPT Waterproof Female terminal	2-79
MU802911	M/P 150 Waterproof Female terminal	2-79
MU802912	M/P 280 Waterproof Female terminal	2-80
MU802915	W/P 280 Waterproof Female terminal	2-80
MU802917	Sicma2 2.8 Waterproof Female terminal	2-80
MU802918	Sicma2 1.5 Waterproof Female terminal	2-80
MU802921	DCS1 2.8 Waterproof Female terminal	2-80
MU802922	DCS1 6.3 Waterproof Female terminal	2-81
MU802923	DCS1 9.5 Waterproof Female terminal	2-81
MU802924	250 Waterproof Female terminal	2-81
MU802925	CON11 Female terminal	2-81
MU802927	MQS Female terminal	2-81
MU802928	CP 1.5 Female terminal	2-82
MU802939	1.5 Sys. Waterproof Female terminal (Gold plated)	2-82
MU802940	250 Female terminal	2-82
MU802944	1.5 Sys. Waterproof Male terminal (Tin plated)	2-82
MU802945	6.3 Sys. Waterproof Male terminal	2-82
MU802947	6.3 Sys. Waterproof Plug	2-84
MU803516	ABS Housing, 36P-Female	2-68
MU803720	070 (Multi-lock) Housing, 8P-Female	2-49
MU803721	070 (Multi-lock) Housing, 10P-Female	2-52
MU803722	070 (Multi-lock) Housing, 10P-Female	2-52
MU803723	070 (Multi-lock) Housing, 12P-Female	2-55
MU803724	070 (Multi-lock) Housing, 12P-Female	2-55
MU803725	070 (Multi-lock) Housing, 14P-Female	2-57
MU803726	070 (Multi-lock) Housing, 18P-Female	2-61
MU803765	040 II (Multi-lock) Housing, 24P-Female	2-64
MU803766	040 II (Multi-lock) Housing, 24P-Female	2-64
MU803770	040/070 (MX-5) Housing, 12P-Female	2-55
MU803771	040/070 (MX-5) Housing, 16P-Female	2-60
MU803772	040/070 (MX-5) Housing, 22P-Female	2-64

mitsubishi Parts No.	Parts name	Pages
MU803773	040/070 (MX-5) Housing, 26P-Female	2-65
MU803774	025 (MX-7) Housing, 5P-Female	2-38
MU803781	025 (MX-7) Housing & Retainer, 26P-Female	2-65
MU803782	025 (MX-7) Housing & Retainer, 28P-Female	2-66
MU803783	025 (MX-7) Housing & Retainer, 30P-Female	2-67
MU803784	025 (MX-7) Housing & Retainer, 35P-Female	2-68
MU803787	025 (MX-7) Housing & Retainer, 20P-Female	2-63
MU803796	Diag Housing, 13P-Female	2-56
MU803797	Diag Housing & Retainer, 16P-Female	2-60
MU803801	025 (MX-7) Housing & Retainer, 26P-Female	2-66
MU803802	025 (MX-7) Housing & Retainer, 27P-Female	2-66
MU803803	025 (MX-7) Housing & Retainer, 28P-Female	2-66
MU803804	025 (MX-7) Housing & Retainer, 29P-Female	2-67
MU803805	025 (MX-7) Housing & Retainer, 30P-Female	2-67
MU803871	040/070 HYBRID Housing, 26P-Female	2-66
MU803901	040 + 090 (AR) HYBRID Housing, 22P-Male	2-64
MU803902	040 + 090 (AR) HYBRID Housing, 22P-Female	2-64
MU804068	060 (Z) Waterproof Housing & Retainer, 2P-Female	2-21
MU805002	040 III Housing, 6P-Female	2-44
MU805110	040 (DL) Waterproof Housing, 4P-Female	2-35
MU805200	090 II Waterproof Housing, 6P-Female	2-44
MU805205	090 II Waterproof Housing, 3P-Female	2-28
MU805210	090 II Waterproof Housing, 8P-Male	2-49
MU805211	090 II Waterproof Housing, 8P-Female	2-49
MB286501	250 (CN) Housing Lance Housing, 1P-Male	2-5
MB286502	250 (CN) Housing Lance Housing, 1P-Female	2-5
MB894137	090 (DL) Waterproof Housing, 16P-Male	2-60
MB894138	090 (DL) Waterproof Housing, 16P-Female	2-60
MB991660	Wire crimping kit	2-86
MB991661	Terminal checking tool	2-85
MB991662	Check terminal for 025	2-85
MB991663	Check terminal for 040	2-85
MB991664	Check terminal for 070	2-85
MB991665	Check terminal for DWP	2-85
MB991667	Terminal releasing tool	2-85
MB991672	Wire crimping tool	2-85
MB991673	Crimp terminal (splice) P-1.25	2-85
MB991674	Crimp terminal (splice) P-2	2-85
MB991675	Crimp terminal (splice) P-5.5	2-85
MB991676	Insulating tape	2-86
MB991677	Heat-shrinkable tube ø4.2mm	2-86
MB991678	Heat-shrinkable tube ø5.7mm	2-86
MB991679	Terminal checking tool kit	2-86
MB991916	Harness repair kit	2-86
MB992014	Heat-resistant corrugated tube ø7mm	2-87
MB992015	Heat-resistant corrugated tube ø13mm	2-87
MB992016	Heat-resistant corrugated tube ø19mm	2-87
MB992017	Heat-resistant tape	2-87
MB992026	090 Female Terminal (Tin plated)	2-77
MB992027	050 Male Terminal (Tin plated)	2-77

MITSUBISHI Parts No.	Parts name	Pages
MB992028	050 Female Terminal (Tin plated)	2-77
MB992029	ABS Female-Terminal (Tin plated)	2-77
MB992030	ABS Female-Terminal (Gold plated)	2-77
MB992031	040 III Male Terminal (Tin plated)	2-76
MB992032	040 III Male Terminal (Gold plated)	2-76
MB992033	040 (DL) Waterproof Female Terminal (Tin plated)	2-77
MB992034	040 (DL) Waterproof Female Terminal (Gold plated)	2-77
MB992035	040 (ABS) Waterproof plug	2-84
MB992036	040 (DL) Waterproof plug	2-84