

## GROUP 90

## CIRCUIT DIAGRAMS

## CONTENTS

HOW TO READ CIRCUIT DIAGRAMS .....	90-4	CHARGING SYSTEM <TURBO> ....	90-60
ETACS-ECU .....	90-10	MFI SYSTEM <NON-TURBO> .....	90-64
JOINT CONNECTOR .....	90-14	MFI SYSTEM <TURBO> .....	90-76
CENTRALIZED JUNCTION .....	90-19	COOLING SYSTEM <NON-TURBO> .	90-88
POWER DISTRIBUTION SYSTEM <VEHICLES WITH HALOGEN TYPE HEADLIGHT> .....	90-28	COOLING SYSTEM <TURBO> ....	90-92
POWER DISTRIBUTION SYSTEM <VEHICLES WITH DISCHARGE TYPE HEADLIGHT> .....	90-36	SHIFT LOCK MECHANISM <CVT> ..	90-96
STARTING SYSTEM <M/T> .....	90-44	SHIFT LOCK MECHANISM <TC-SST> .....	90-97
STARTING SYSTEM <CVT> .....	90-45	INVECS-III CVT .....	90-98
STARTING SYSTEM <TC-SST> ....	90-46	TWIN CLUTCH-SPORTRONIC SHIFT TRANSMISSION (TC-SST) .....	90-108
IGNITION SYSTEM <NON-TURBO> .	90-48	HEADLIGHT <HALOGEN TYPE (VEHICLES WITH STANDARD METER)> .....	90-116
IGNITION SYSTEM <TURBO> ....	90-52	HEADLIGHT <HALOGEN TYPE (VEHICLES WITH COLOR METER)> .....	90-122
CHARGING SYSTEM <NON-TURBO> .....	90-56		

Continued on next page

HEADLIGHT <DISCHARGE TYPE (VEHICLES WITH STANDARD METER)> . . . . .	90-130	BRAKE WARNING LIGHT, FUEL WARNING LIGHT AND OIL PRESSURE WARNING LIGHT <NON-TURBO> . . . . .	90-190
HEADLIGHT <DISCHARGE TYPE (VEHICLES WITH COLOR METER)> . . . . .	90-136	BRAKE WARNING LIGHT, FUEL WARNING LIGHT AND OIL PRESSURE WARNING LIGHT <TURBO> . . . . .	90-194
HEADLIGHT LEVELING SYSTEM . .	90-144	POWER WINDOWS . . . . .	90-198
TAILLIGHT, POSITION LIGHT, REAR SIDE MARKER LIGHT, LICENSE PLATE LIGHT AND LIGHTING MONITOR TONE ALARM . . . . .	90-148	CENTRAL DOOR LOCKING SYSTEM <VEHICLES WITHOUT KEYLESS ENTRY SYSTEM> . . . . .	90-204
FOG LIGHT . . . . .	90-154	CENTRAL DOOR LOCKING SYSTEM <VEHICLES WITH KEYLESS ENTRY SYSTEM> . . . . .	90-210
DAYTIME RUNNING LIGHT (DRL) <HALOGEN TYPE HEADLIGHT> . . .	90-158	KEYLESS OPERATING SYSTEM (KOS) <NON-TURBO> . . . . .	90-220
DAYTIME RUNNING LIGHT (DRL) <DISCHARGE TYPE HEADLIGHT> .	90-162	KEYLESS OPERATING SYSTEM (KOS) <TURBO> . . . . .	90-230
DOMELIGHT, LUGGAGE COMPARTMENT LIGHT AND IGNITION KEY HOLE ILLUMINATION LIGHT . . . . .	90-166	TRUNK LID OPENER . . . . .	90-240
TURN-SIGNAL LIGHT AND HAZARD WARNING LIGHT . . . . .	90-172	HEATER . . . . .	90-246
STOPLIGHT . . . . .	90-176	AIR CONDITIONING SYSTEM <NON-TURBO> . . . . .	90-256
HORN . . . . .	90-177	AIR CONDITIONING SYSTEM <TURBO> . . . . .	90-268
BACKUP LIGHT <NON-TURBO> . . .	90-178	WINDSHIELD WIPER AND WASHER . . . . .	90-280
BACKUP LIGHT <TURBO> . . . . .	90-180	REAR WINDOW DEFOGGER . . . . .	90-284
METER AND GAUGE <NON-TURBO> . . . . .	90-182	HEATED DOOR MIRROR . . . . .	90-286
METER AND GAUGE <TURBO> . . .	90-186		

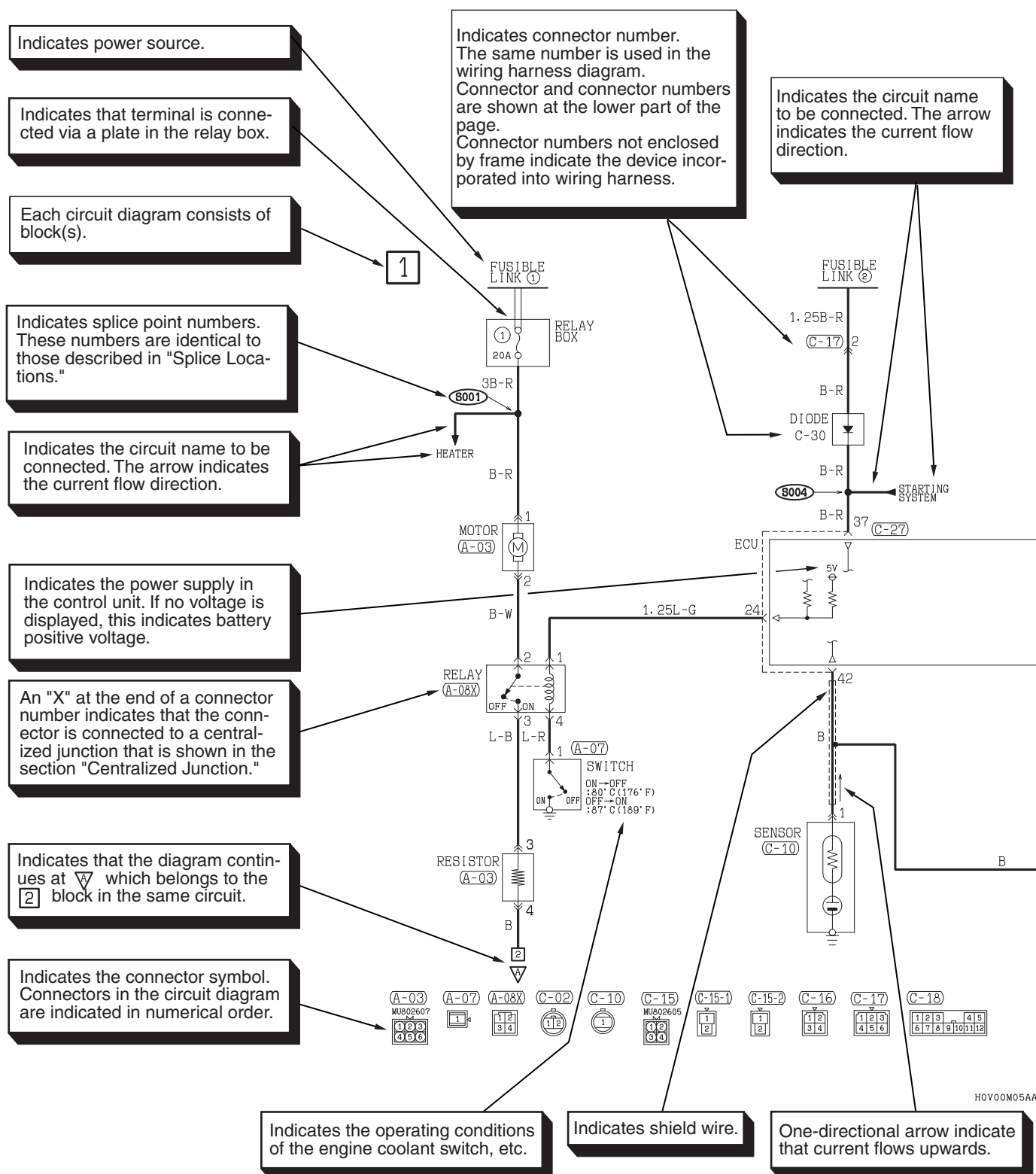
Continued on next page

REMOTE CONTROLLED DOOR MIRROR.....	90-288	CRUISE CONTROL SYSTEM <TURBO> .....	90-380
AUDIO SYSTEM <VEHICLES WITHOUT AUDIO AMPLIFIER> ....	90-290	SUNROOF.....	90-388
AUDIO SYSTEM <VEHICLES WITH AUDIO AMPLIFIER> .....	90-296	HEATED SEAT.....	90-390
ACCESSORY SOCKET AND CIGARETTE LIGHTER .....	90-306	IGNITION KEY REMINDER TONE ALARM <VEHICLES WITHOUT KOS> .....	90-396
MITSUBISHI MULTI-COMMUNICATION SYSTEM (MMCS) <NON-TURBO> ..	90-308	IGNITION KEY REMINDER TONE ALARM <VEHICLES WITH KOS> ...	90-398
MITSUBISHI MULTI-COMMUNICATION SYSTEM (MMCS) <TURBO>.....	90-322	DOOR AJAR WARNING TONE ALARM .....	90-402
ANTI-LOCK BRAKING SYSTEM (ABS) AND ACTIVE STABILITY CONTROL SYSTEM (ASC) <NON-TURBO>....	90-336	SEAT BELT WARNING TONE ALARM .....	90-406
ANTI-LOCK BRAKING SYSTEM (ABS), ACTIVE STABILITY CONTROL SYSTEM (ASC) AND ACTIVE CENTER DIFFERENTIAL (ACD) <TURBO>...	90-344	PARKING BRAKE REMINDER TONE ALARM.....	90-410
SUPPLEMENTAL RESTRAINT SYSTEM (SRS) .....	90-354	HANDS-FREE CELLULAR PHONE SYSTEM .....	90-412
IMMOBILIZER SYSTEM <NON-TURBO> .....	90-364	CONTROLLER AREA NETWORK (CAN) <NON-TURBO> .....	90-424
IMMOBILIZER SYSTEM <TURBO> .	90-368	CONTROLLER AREA NETWORK (CAN) <TURBO> .....	90-428
CRUISE CONTROL SYSTEM <NON-TURBO> .....	90-372	TIRE PRESSURE MONITORING SYSTEM (TPMS) <NON-TURBO> ...	90-432
		TIRE PRESSURE MONITORING SYSTEM (TPMS) <TURBO> .....	90-438
		THEFT-ALARM SYSTEM.....	90-444

## HOW TO READ CIRCUIT DIAGRAMS

M1901000100919

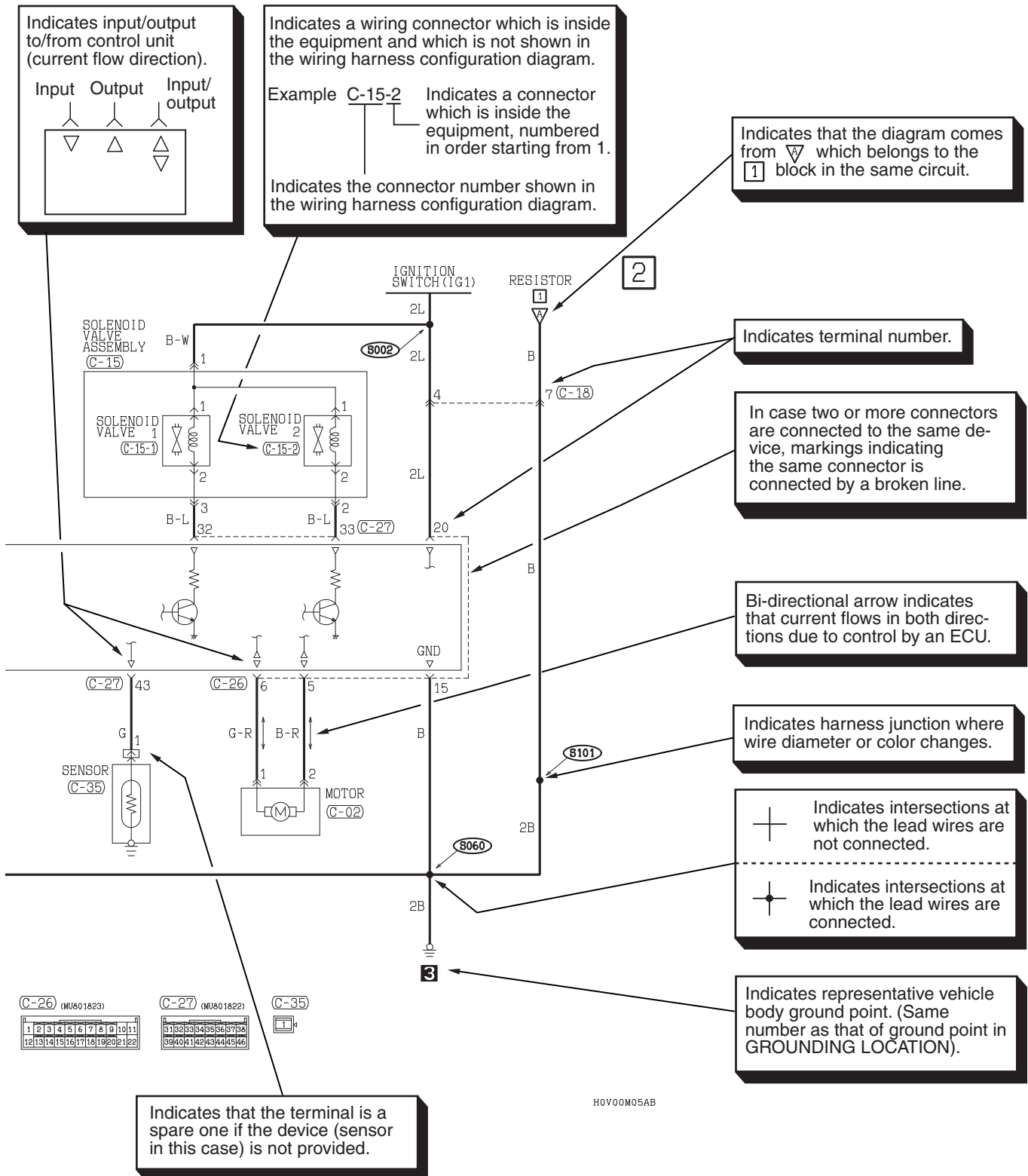
The circuit of each system from the fuse (or fusible link) to ground is shown. The power supply is shown at the top and the ground at the bottom to facilitate understanding of how the current flows. Some variations are included in one circuit diagram. Accordingly, some diagrams may not be applicable for individual vehicles. The circuit diagrams show the state when switches are operated.



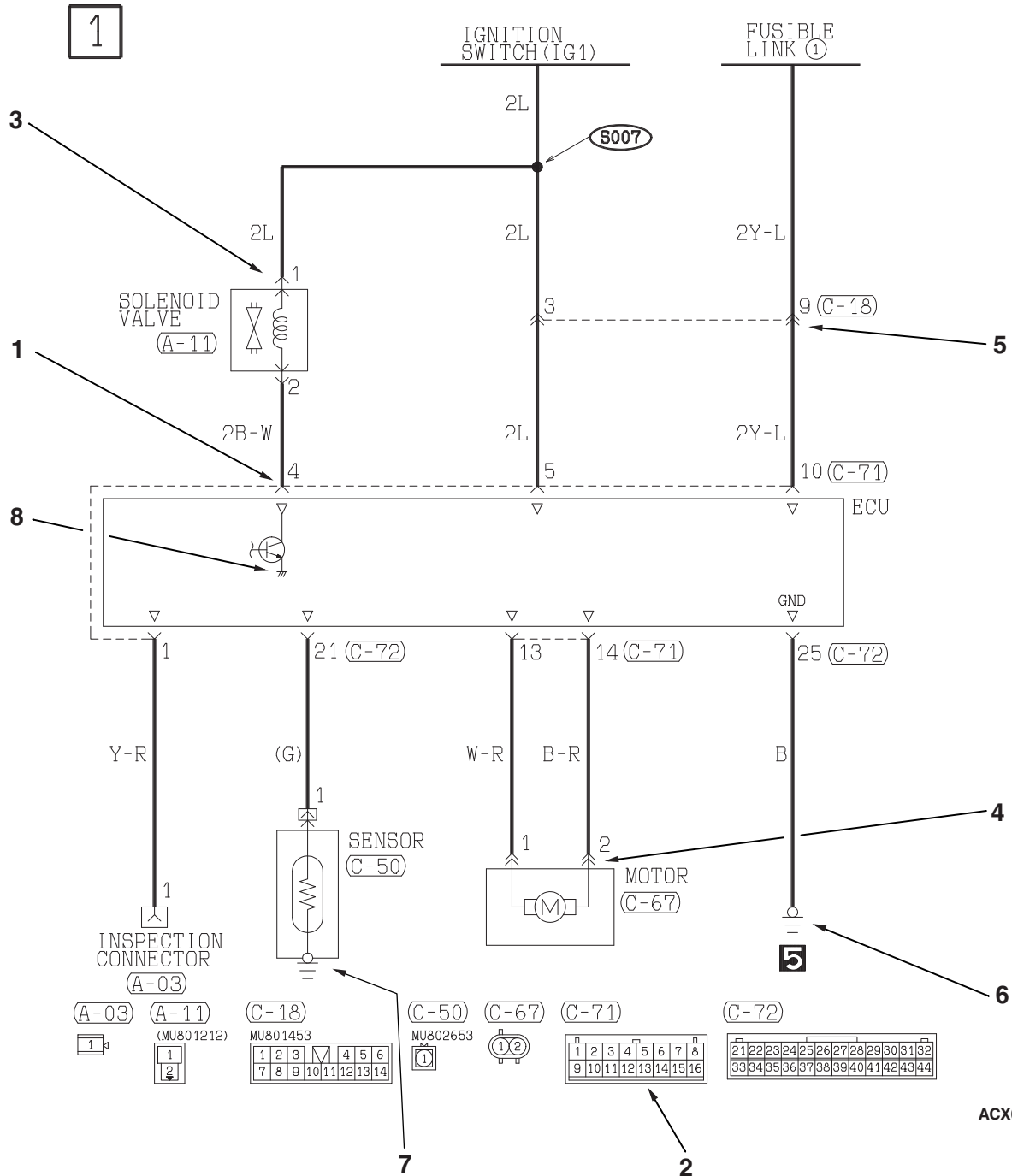
H0V00M05AA

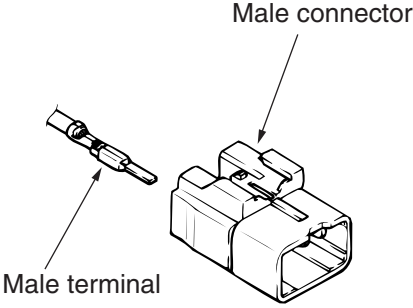

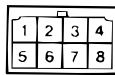
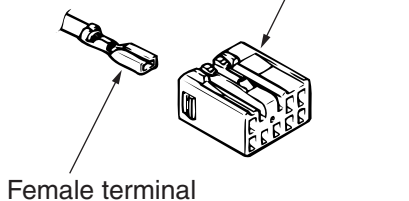

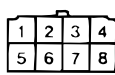
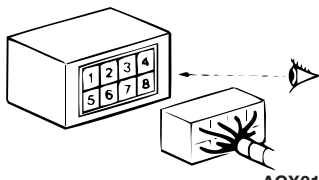
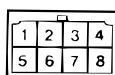
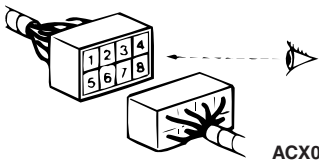
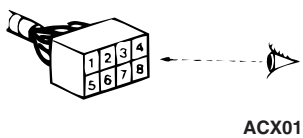
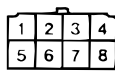
AC106603AG

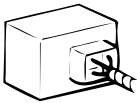
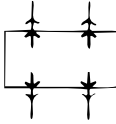
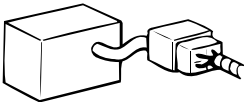
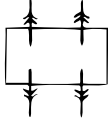
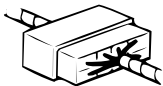











## CONNECTOR/GROUNDING INDICATIONS

















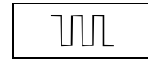


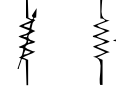


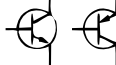



Item	No.	Connector/ Grounding	Symbol	Contents
Connector and terminal marking	1	<p>Male connector</p>  <p>Male terminal</p> <p>ACX01251 AB</p>	<p>Male terminal</p>  <p>ACX01252 AB</p>	<p>The male and female terminals are indicated as shown. The connector with male terminal(s) is called as male connector and indicated by two connector contour lines, while the connector with female terminal(s) is called as female connector and indicated by single connector contour line.</p>
			<p>Male connector</p>  <p>ACX01253 AB</p>	
		<p>Female connector</p>  <p>Female terminal</p> <p>ACX01254 AB</p>	<p>Female terminal</p>  <p>ACX01255 AB</p>	
			<p>Female connector</p>  <p>ACX01256 AB</p>	
Connector symbol marking	2	<p>Device</p>  <p>ACX01257 AB</p>	 <p>ACX01253</p>	<p>The symbol indicates the connector is viewed as shown. At a device connection, the connector symbol on the device side is shown. For an intermediate connector, the male connector symbol is shown. For spare connectors and check connectors, no device is connected, and so the harness-side connector symbol is shown for these connectors. However, a data link connector is exceptional.</p>
		<p>Intermediate connector</p>  <p>ACX01258 AB</p>		
		<p>Spare connector, check connector</p>  <p>ACX01816 AB</p>	 <p>ACX01256</p>	

Item	No.	Connector/ Grounding	Symbol	Contents
Connector connection marking	3	Direct connection type  ACX01260 AB	 ACX01261	Connection between a device and the harness is either by direct insertion in the device (direct connection type) or by connection with a harness connector furnished on the device side (harness connection type). The two types are indicated as illustrated.
	4	Harness connection type  ACX01262 AB	 ACX01263	
	5	Intermediate connector  ACX01264 AB	 ACX01265	
Ground marking	6	Body ground  ACX01273 AB	 ACX01274	Grounding is either by body ground, device ground or control unit interior ground. These are indicated as illustrated.
	7	Device ground  ACX01275 AB	 ACX01276	
	8	Ground in control unit  ACX01277 AB	 ACX01278	

## SYMBOLS (EXCEPT CONNECTOR AND GROUNDING)

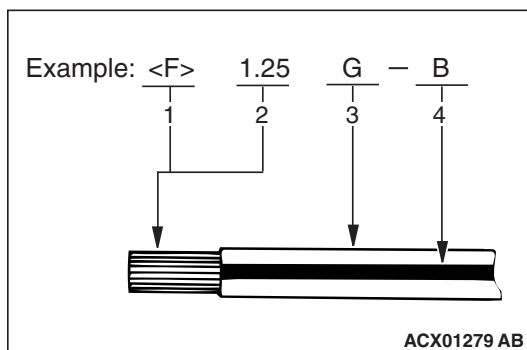
Devices appearing in circuit diagrams are indicated by the following symbols.

<b>Battery</b>  ACX02377AB	<b>Buzzer</b>  ACX02378AB	<b>Capacitor</b>  ACX02379AB	<b>Electrolytic capacitor</b>  ACX02380AB	<b>Variable capacitor</b>  ACX02381AB	<b>Coil</b>  ACX02382AB
<b>Diode</b>  ACX02383AB	<b>Light emitting diode</b>  ACX02384AB	<b>Photo diode</b>  ACX02385AB	<b>Zener diode</b>  ACX02386AB	<b>Dual filament bulb</b>  ACX02387AC	<b>Single filament bulb</b>  ACX02388AC
<b>Fuse</b>  ACX02389AB	<b>Fusible link</b>  ACX02390AB	<b>Horn</b>  ACX02391AB	<b>Motor</b>  ACX02392AB	<b>Pulse generator</b>  ACX02393AB	<b>Piezoelectric device</b>  ACX02394AB
<b>Resistor</b>  ACX02395AB	<b>Variable resistor</b>  ACX02396AB	<b>Speaker</b>  ACX02397AB	<b>Thermistor</b>  ACX02398AB	<b>Transistor</b>  ACX02399AB	<b>Photo transistor</b>  ACX02400AB

## WIRE COLOR CODES

Wire colors are identified by the following color codes.

Code	Wire color	Code	Wire color	Code	Wire color	Code	Wire color
B	Black	L	Blue	PU	Purple	V	Violet
BR	Brown	LG	Light green	R	Red	W	White
G	Green	O	Orange	SB	Sky blue	Y	Yellow
GR	Gray	P	Pink	SI	Silver	—	—



If a cable has two colors, the first of the two color code characters indicates the basic color (color of the cable coating) and the second indicates the marking (tracer) color.

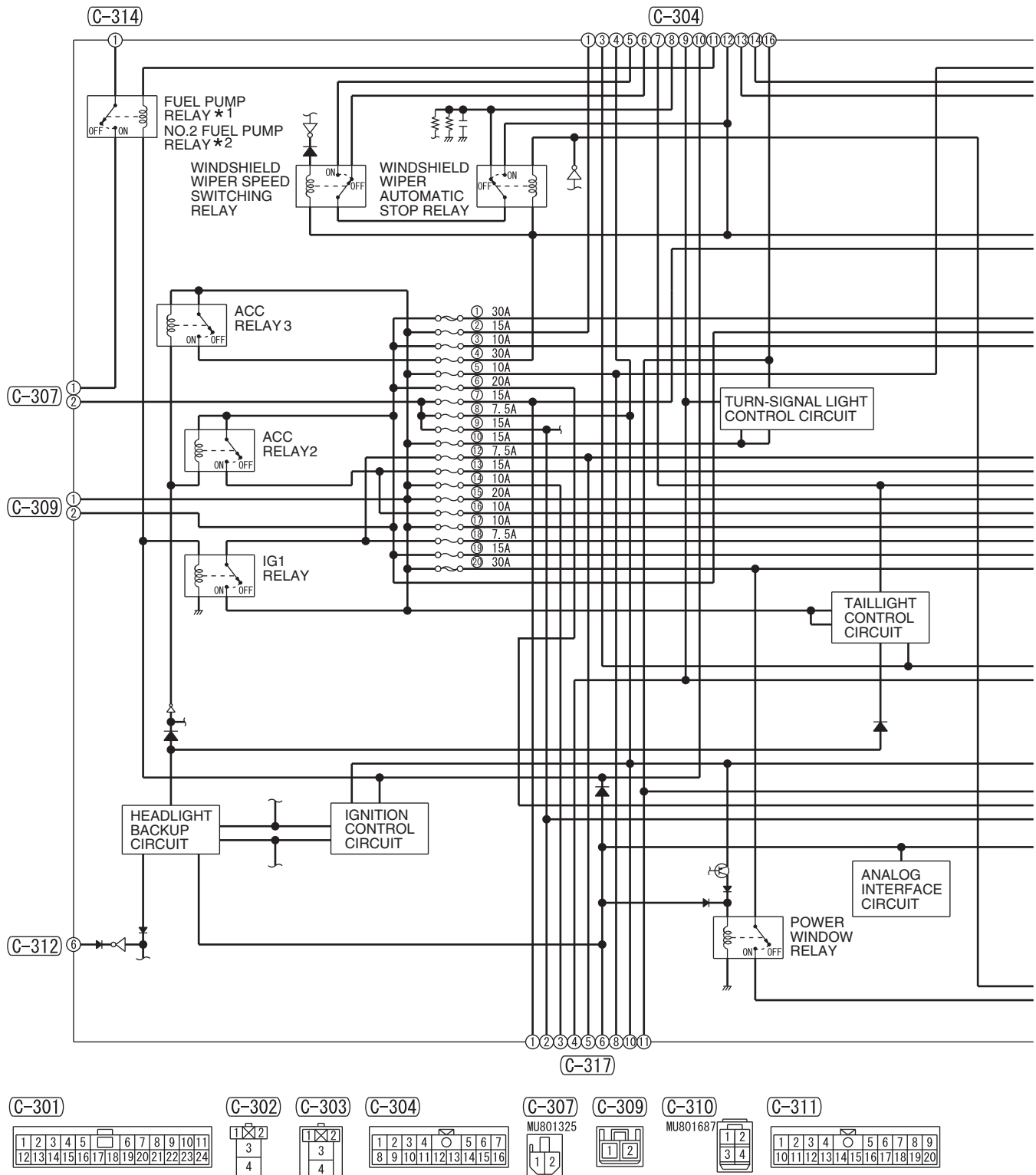
No.	Meaning
1	<F>: Flexible wire <T>: Twisted wire
2	Wire size (mm <sup>2</sup> )*
3	Basic color (color of the cable coating)
4	Marking color

**NOTE:**

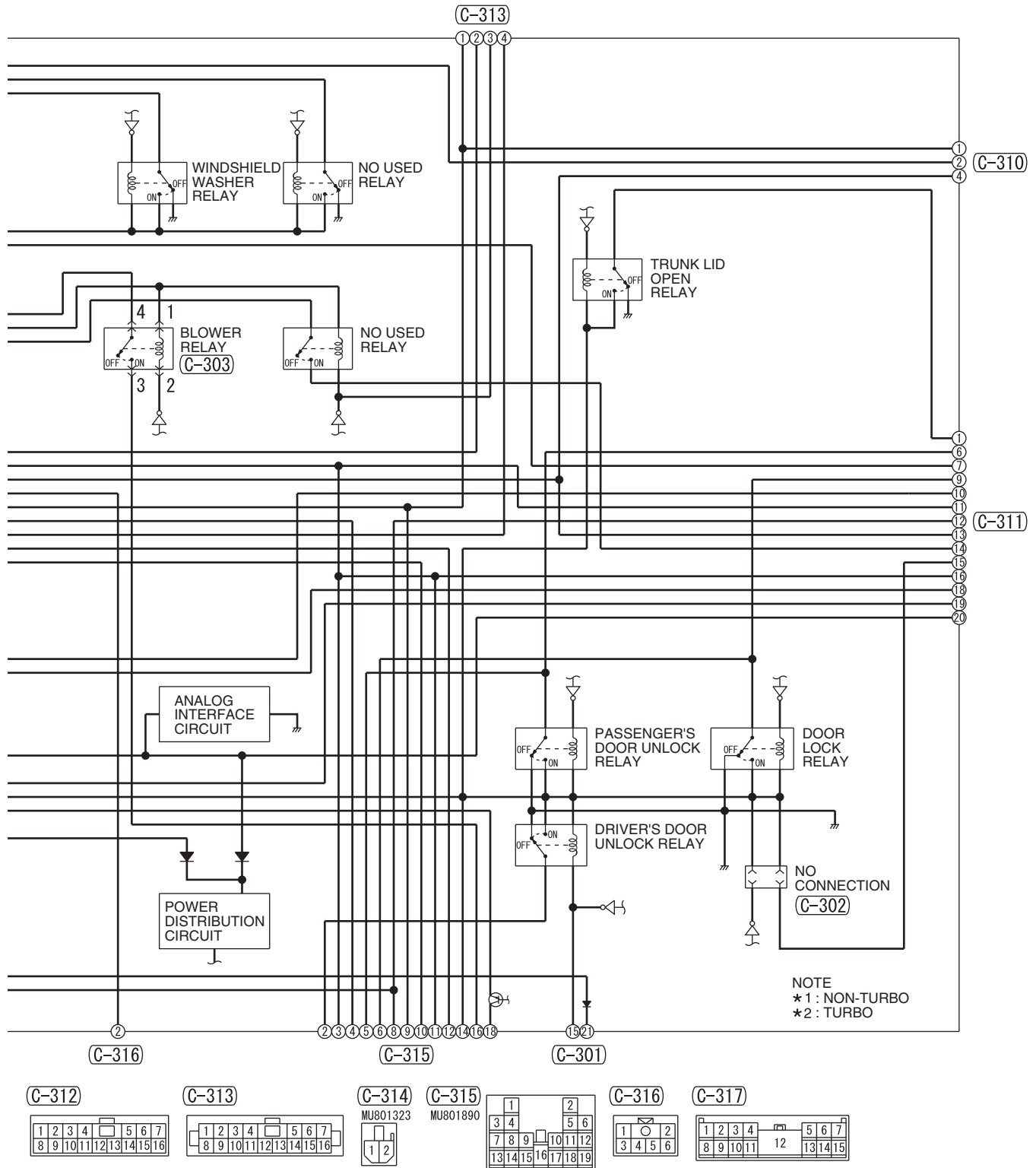
\*: No code indicates 0.5 mm<sup>2</sup> (0.0008 in<sup>2</sup>). Cable color code in parentheses indicates 0.3 mm<sup>2</sup> (0.0005 in<sup>2</sup>).

## ETACS-ECU

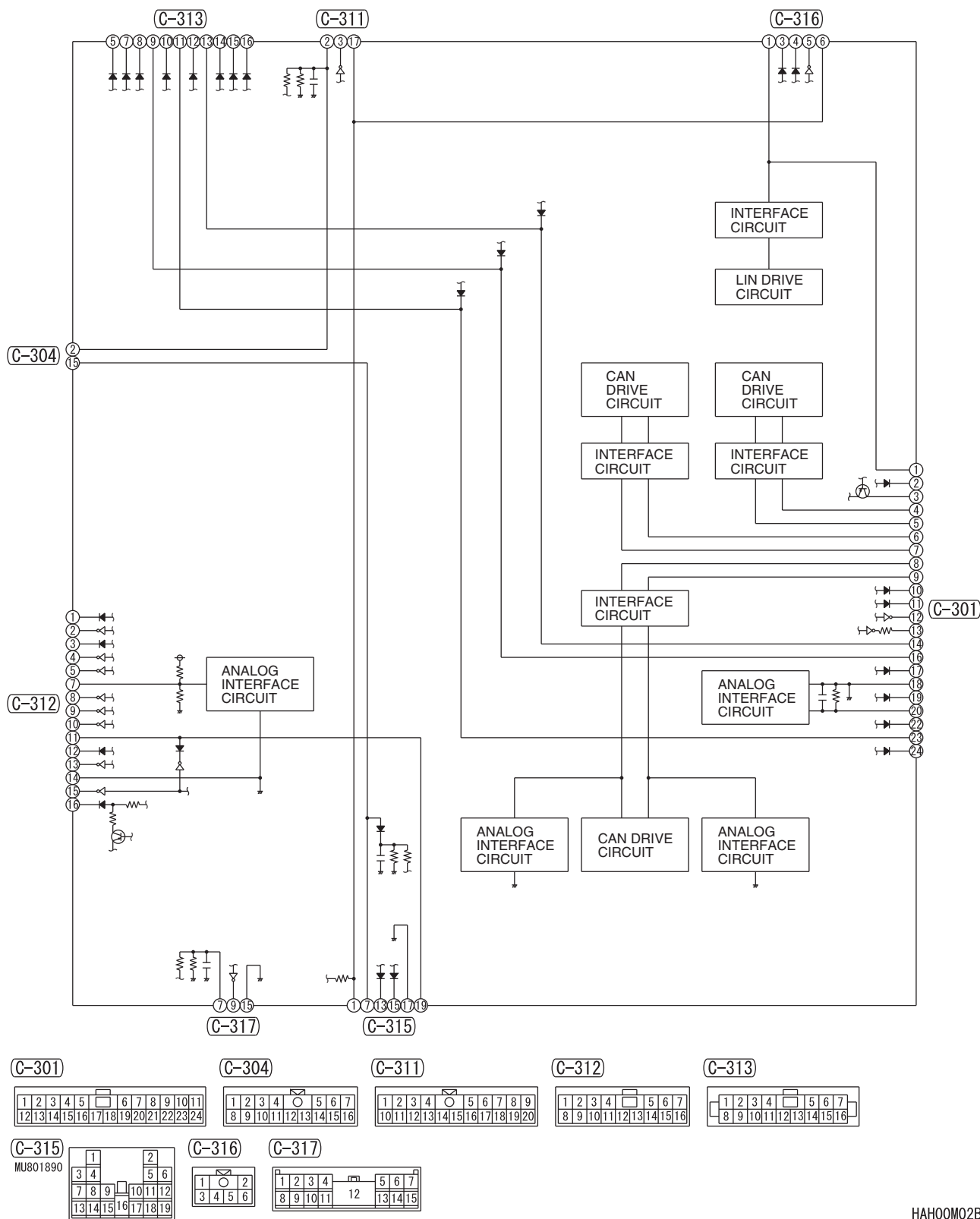
M1901026300753



HAH00M02AA

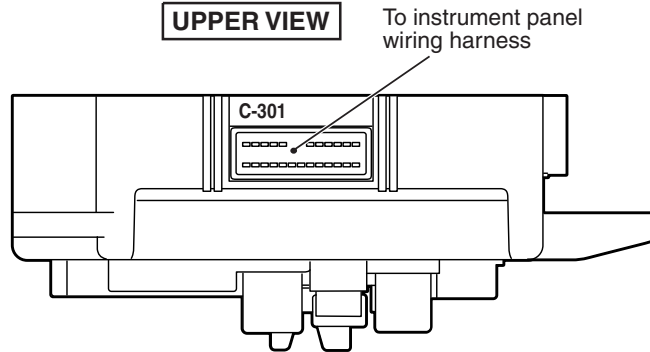


ETACS-ECU (CONTINUED)

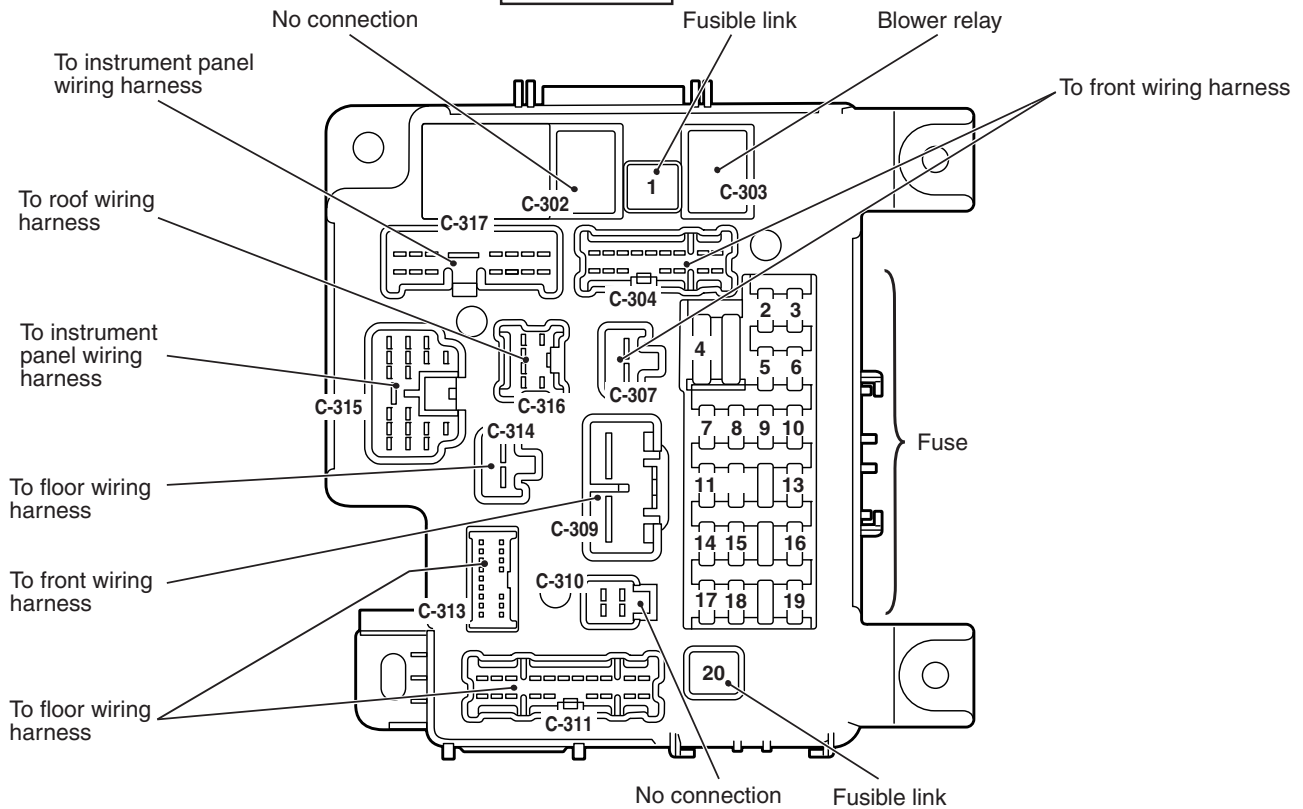




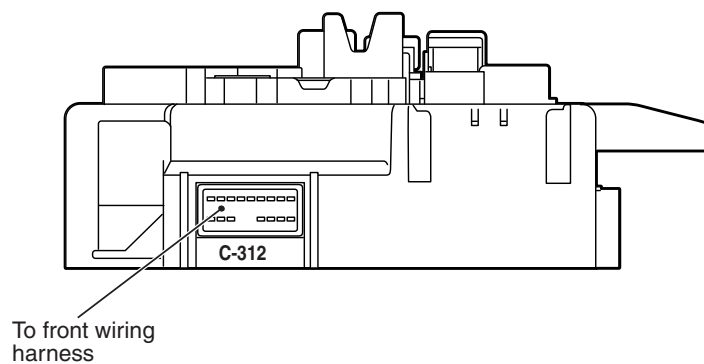
UPPER VIEW



FRONT VIEW



LOWER VIEW

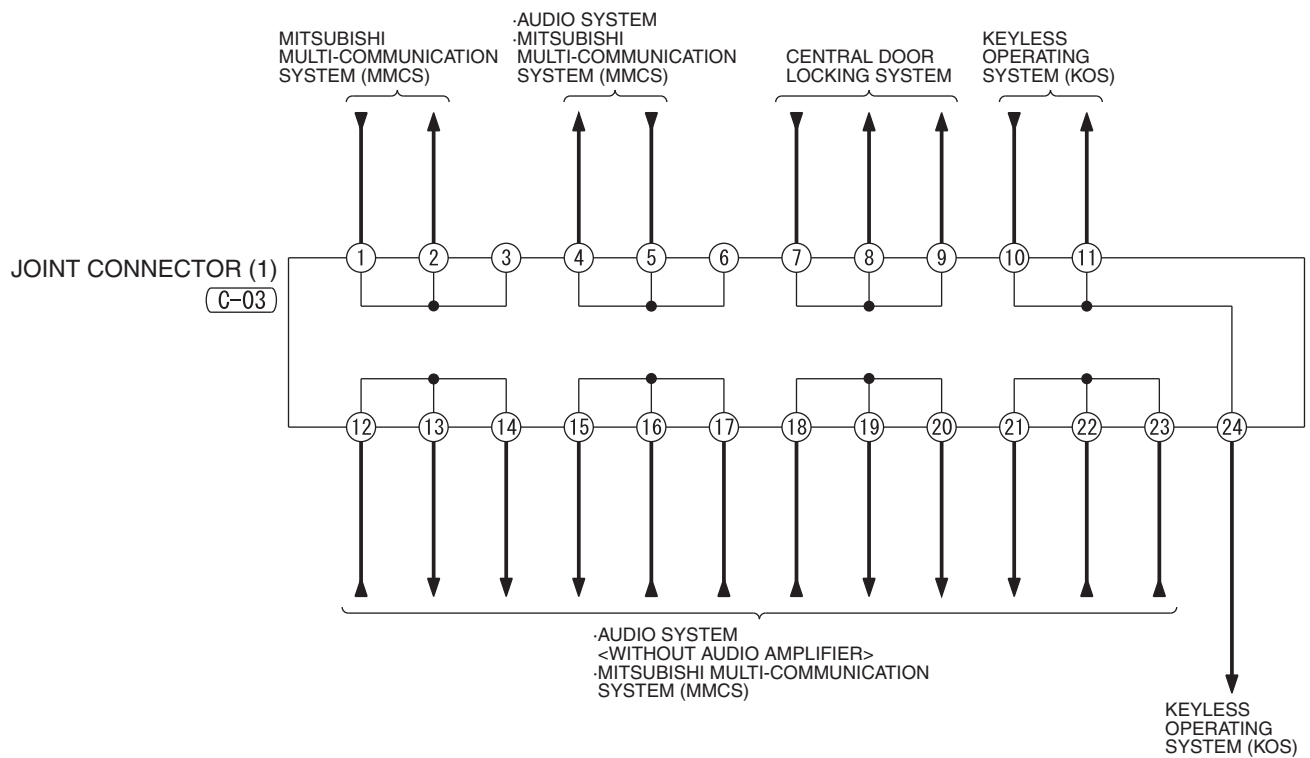


## JOINT CONNECTOR

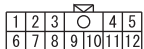
M1901014204502

## NOTE:

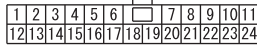
IN THE ACTUAL VEHICLES, SOME OF THE J/C TERMINALS IN THE SAME BUS ARE USED, SO IN SOME CASES, THE TERMINAL ARRANGEMENT INDICATED ON THE CIRCUIT DIAGRAMS DOES NOT AGREE WITH THE ONES IN THE ACTUAL VEHICLES.  
AS FOR J/C (CAN1, 2, 3), REFER TO CAN CIRCUIT.  
IN ADDITION, ON J/C (CAN1, 2, 3), THE TERMINAL NUMBERS INDICATED ON THE CIRCUIT DIAGRAMS SHOULD ALWAYS AGREE WITH THE TERMINAL ARRANGEMENT IN THE ACTUAL VEHICLES.



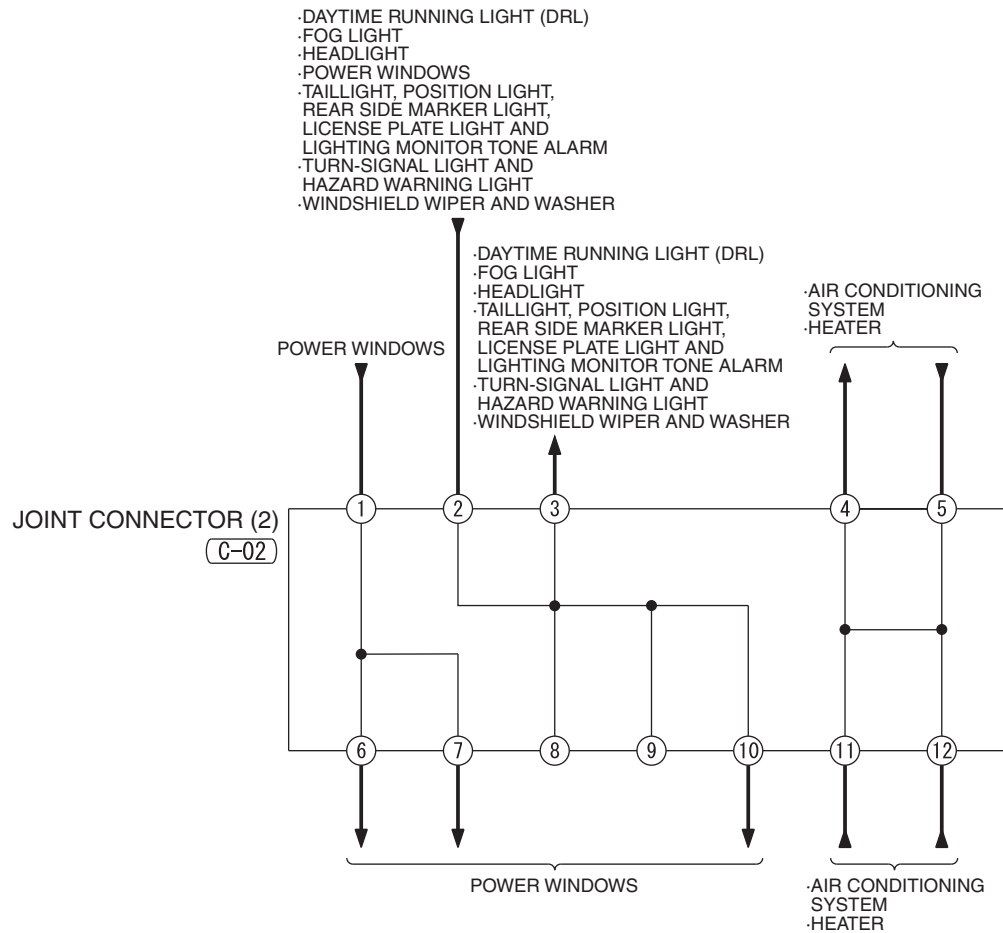
C-02



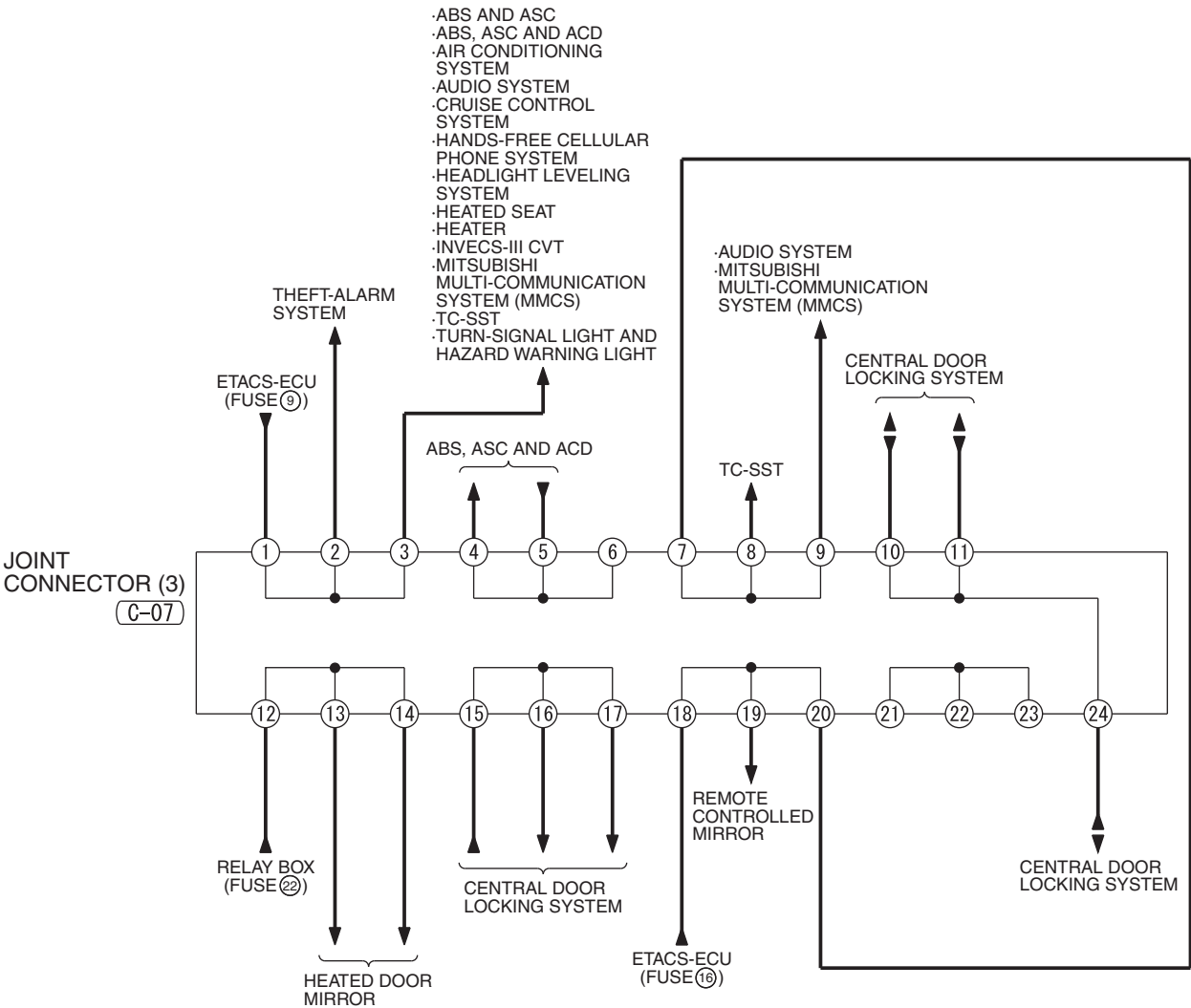
C-03



HAH00M00AA



JOINT CONNECTOR (CONTINUED)

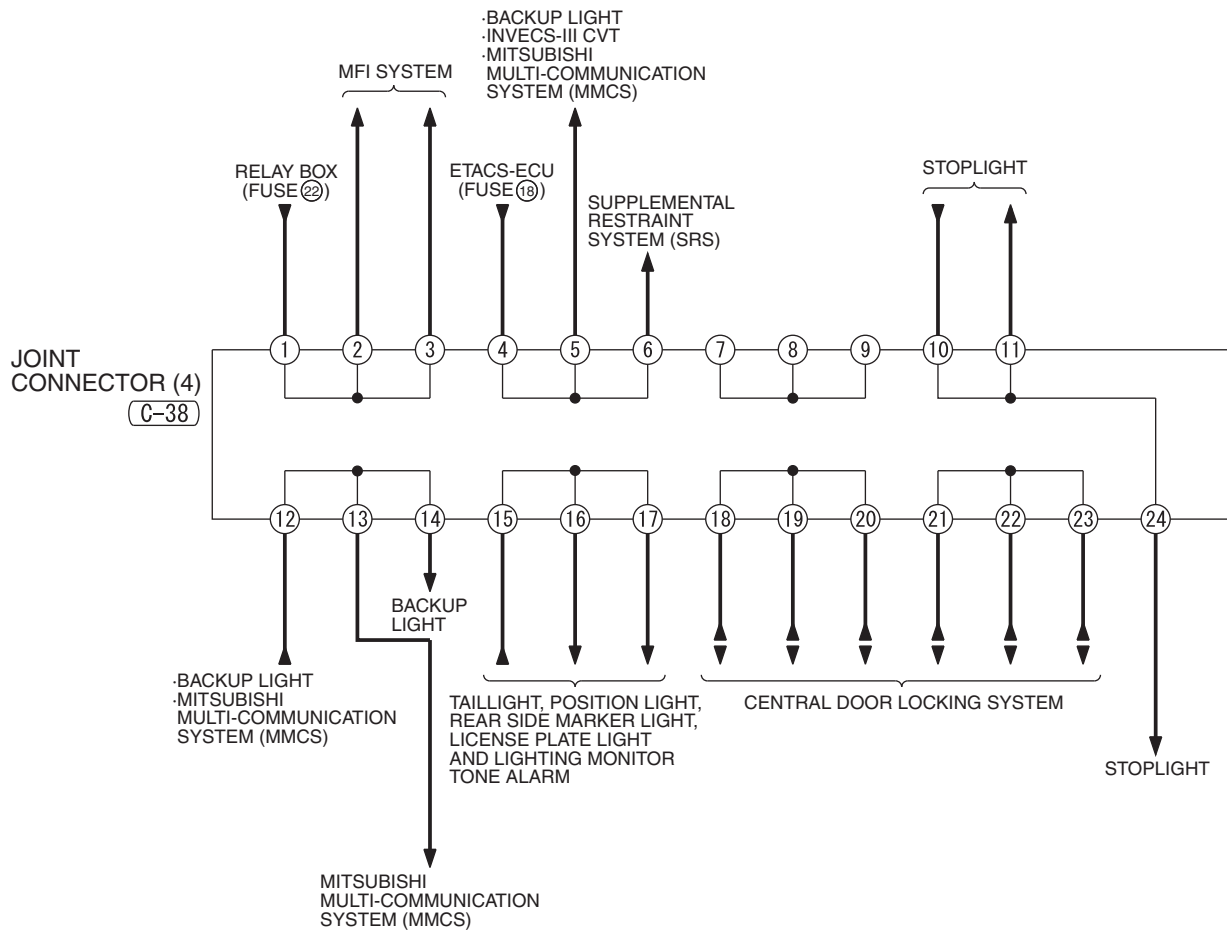


C-07

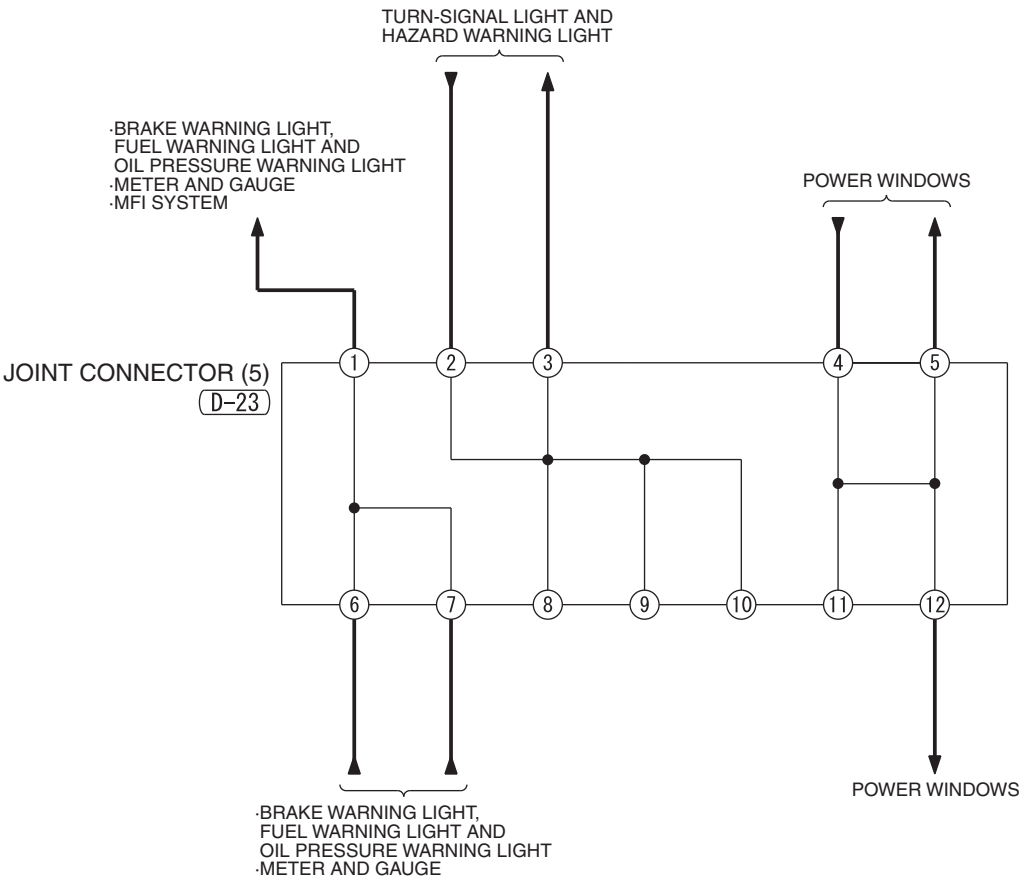
1	2	3	4	5	6		7	8	9	10	11	
12	13	14	15	16	17	18	19	20	21	22	23	24

C-38

1	2	3	4	5	6	<div></div>	7	8	9	10	11	
12	13	14	15	16	17	18	19	20	21	22	23	24



JOINT CONNECTOR (CONTINUED)



D-23

1	2	3	4	5
6	7	8	9	10
11	12			

## CENTRALIZED JUNCTION

M1901000303309

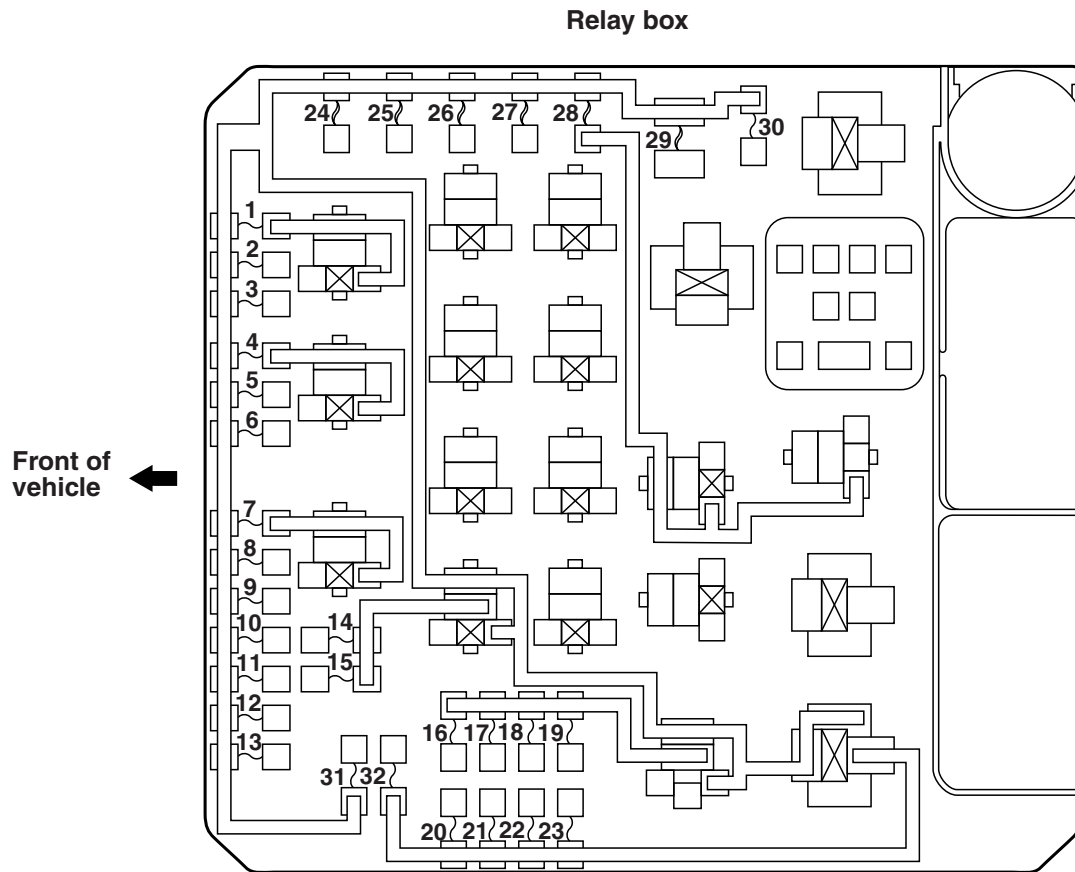
## FUSIBLE LINK AND FUSE

## ENGINE COMPARTMENT

No.	Power supply circuit	Name	Rated capacity (A)	Housing color	Load circuit
1	Fusible link No.36	Fuse	15	Blue	Fog light and fog light relay
2			7.5	Brown	Engine control module
3			20	Yellow	Primary pulley speed sensor <CVT>, secondary pulley speed sensor <CVT>, shift lever <TC-SST>, transaxle assembly <TC-SST> and transaxle control module <CVT>
4			10	Red	Horn and horn relay
5			7.5	Brown	Generator
6			20	Yellow	—
7			10	Red	A/C compressor assembly and A/C compressor clutch relay
8			15	Blue	Engine control module
9			—	—	—
10			—	—	—
11			—	—	—
12			—	—	—
13			10	Red	Daytime running light relay and headlight assembly (RH/LH) <Discharge type>
14	Headlight relay (High)		10	Red	Headlight assembly (LH)
15			10	Red	Headlight assembly (RH)
16	Headlight relay (Low)		20	Yellow	Headlight assembly (LH) <Discharge type>
17			20	Yellow	Headlight assembly (RH) <Discharge type>
18			10	Red	Headlight assembly (LH), headlight assembly (RH) <Discharge type> and headlight leveling switch
19			10	Red	Headlight assembly (RH) <Halogen type>

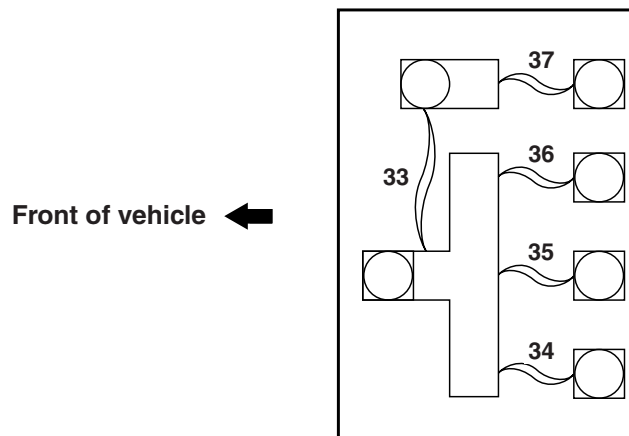
No.	Power supply circuit	Name	Rated capacity (A)	Housing color	Load circuit
20	MFI relay	Fuse	—	—	—
21			10	Red	No.1 to 4 ignition coil
22			20	Yellow	Engine control module, engine oil control valve, evaporative emission purge solenoid, evaporative emission ventilation solenoid, exhaust gas recirculation valve <2.0L engine (Vehicles for California) and 2.4L engine>, heated oxygen sensor (front, rear), heated oxygen sensor (3rd) <Non-turbo (Vehicles for California)>, mass airflow sensor, No.1 to 4 injector, throttle actuator control motor relay, turbocharger wastegate solenoid <Turbo> and vehicle speed sensor <M/T>
23			15	Blue	Fuel pump circuit resistor <Turbo>, fuel pump module and No.1 fuel pump relay <Turbo>
24	Fusible link No.36	Fusible link	30	Pink	Starter
25			—	—	—
26			40	Green	ASC-ECU
27			30	Pink	ASC-ECU
28			30	Pink	Condenser fan motor, condenser fan relay and fan control relay
29			40	Green	Radiator fan motor and radiator fan relay
30		Fuse	30	Green	Fuse No.7 to 9 in passenger compartment
31			30	Green	Audio amplifier
32	MFI relay		—	—	—
33	Battery/Generator	Fusible link	120	—	Fusible link No.37/Fusible link No.34 to 36
34	Battery/Fusible link No.33		80	—	Fuse No.2, 4, 5, 10 to 12, 14, 15, 17, 18, 20, 25 in passenger compartment, ACC relay 3 and ETACS-ECU
35			80	—	Electric pump <Turbo>
36			120	—	Fuse No.1 to 8, 13 to 19, 21 to 23, 30, 31 in engine compartment, fusible link No. 24, 26 to 29 in engine compartment, headlight relay (High), headlight relay (Low) and MFI relay
37	Fusible link No.33/Generator		80	—	Fusible link No.1 and 21, Fuse No. 3, 6, 13, 16, 19 in passenger compartment, ACC relay 2 and blower relay





AC609168BB

Fusible link box connected directly to battery positive terminal



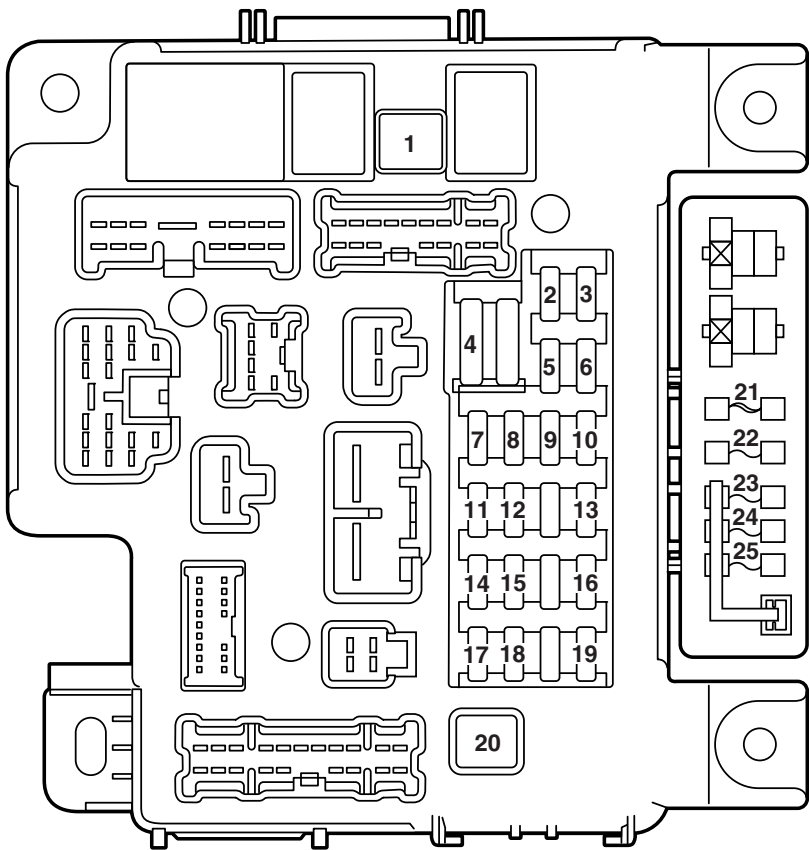
AC506810AD

## PASSENGER COMPARTMENT

No.	Power supply circuit	Name	Rated capacity (A)	Housing color	Load circuit
1	Fusible link No.37	Fusible link	30	Pink	Blower motor
2	Fusible link No.34	Fuse	15	Blue	High-mounted stoplight, rear combination light, shift lever <TC-SST> and shift switch assembly <CVT>
3	Fusible link No.37		10	Red	—
4	ETACS-ECU (ACC relay 3)		30	Green	ETACS-ECU, windshield washer motor and windshield wiper motor
5	Fusible link No.34		10	Red	Data link connector
6	Fusible link No.37		20	Yellow	ETACS-ECU, front door lock actuator, rear door lock actuator and trunk lid lock actuator
7	Fusible link No.30		15	Blue	Audio visual navigation unit, CAN box unit, center panel unit, hands free module, radio/CD player and satellite radio tuner
8			7.5	Brown	A/C-ECU, AWC-ECU, column switch, combination meter, ETACS-ECU, heater control unit <Vehicles without A/C>, key reminder switch, KOS-ECU, lighting control sensor, power window relay and wireless control module <Vehicles without KOS>
9			15	Blue	Center panel unit, combination meter and key reminder switch
10	Fusible link No.34		15	Blue	ETACS-ECU
11	ETACS-ECU (ACC relay 3)		—	—	—
12	ETACS-ECU (IG1 relay)		7.5	Brown	A/C control panel, A/C-ECU, ASC-ECU, AWC-ECU, center panel unit, column switch, combination meter, CVT control relay, heated seat relay, heater control panel <Vehicles without A/C>, heater control unit <Vehicles without A/C>, KOS-ECU, rear window defogger relay, shift lever <TC-SST>, shift switch assembly <CVT>, SRS-ECU, steering wheel sensor, sunroof motor assembly, transaxle assembly <TC-SST> and wireless control module <Vehicles without KOS>

No.	Power supply circuit	Name	Rated capacity (A)	Housing color	Load circuit
13	ETACS-ECU (ACC relay 2)	Fuse	15	Blue	Accessory socket (front floor console) and cigarette lighter (front floor console)
14	Fusible link No.34		10	Red	ETACS-ECU
15			20	Yellow	Sunroof motor assembly
16	ETACS-ECU (ACC relay 2)		10	Red	Audio visual navigation unit, CAN box unit, door mirror assembly, radio/CD player and shift lever <TC-SST>
17	Fusible link No.34		10	Red	ASC-ECU, AWC-ECU and occupant classification-ECU
18	ETACS-ECU (IG1 relay)		7.5	Brown	Audio visual navigation unit, backup light, transaxle control module <CVT>, shift lever <TC-SST> and SRS-ECU
19	Fusible link No.37		15	Blue	Accessory socket (rear floor console)
20	Fusible link No.34	Fusible link	30	Pink	Front power window motor (RH), power window main switch and rear power window motor
21	Fusible link No.37		30	Pink	Fuse No.22 in passenger compartment and rear window defogger
22	Rear window defogger relay	Fuse	7.5	Brown	Door mirror assembly
23	Fusible link No.34		—	—	—
24			—	—	—
25			30	Green	Heated seat assembly and heated seat switch

Fuse box in ETACS-ECU



AC607380AD

## CENTRALIZED RELAY

Connector No.	Name	Connector No.	Name
A-11X	Fog light relay	A-23X	Condenser fan relay <Non-turbo>
A-12X	Horn relay	A-24X	Starter relay
A-13X	A/C compressor clutch relay	A-25X	Headlight relay (Low)
A-14X	–	A-26X	Radiator fan relay <Non-turbo>
A-15X	CVT control relay	A-27X	–
A-16X	No connection	A-28X	Fan control relay <Non-turbo>
A-17X	Headlight relay (High)	A-29X	–
A-18X	Throttle actuator control motor relay	A-30X	MFI relay
A-19X	–	A-56X	No.1 fuel pump relay
A-20X	Daytime running light relay <Discharge type headlight>	A-57X	Radiator fan relay <Turbo>
A-21X	Injector relay	A-58X	Condenser fan relay <Turbo>
A-22X	Electric pump relay <Turbo>	A-59X	Fan control relay <Turbo>

Relay box in engine compartment &lt;Non-turbo&gt;

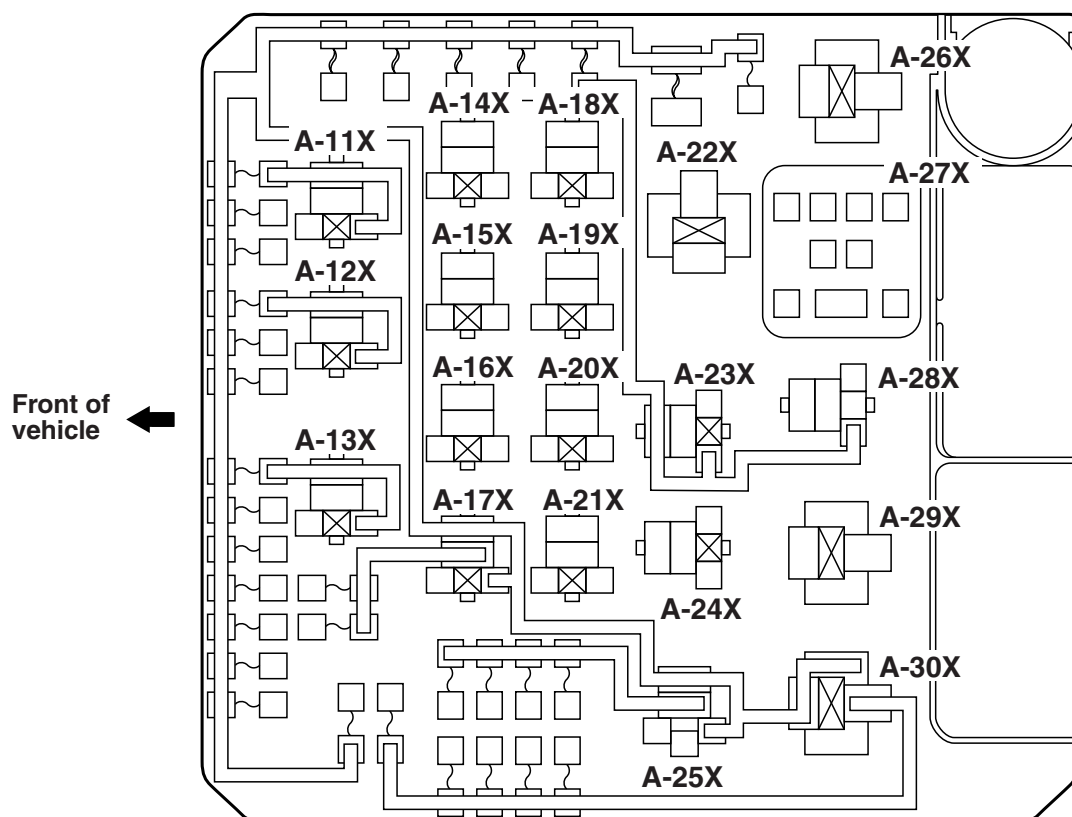
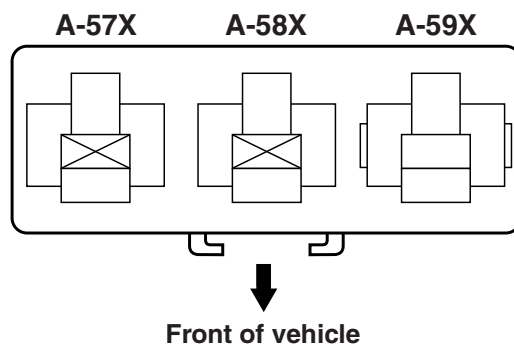


Diagram illustrating the rear view of a vehicle chassis, showing the layout of 30 axles (A-11X through A-30X) and their associated components. The diagram includes a "Front of vehicles" arrow pointing left.

The axles are labeled as follows:

- A-11X, A-12X, A-13X (Left side)
- A-14X, A-15X, A-16X, A-17X (Middle-left)
- A-18X, A-19X, A-20X, A-21X (Middle-right)
- A-22X, A-24X, A-25X (Right side)
- A-26X, A-27X, A-28X, A-29X, A-30X (Far right)

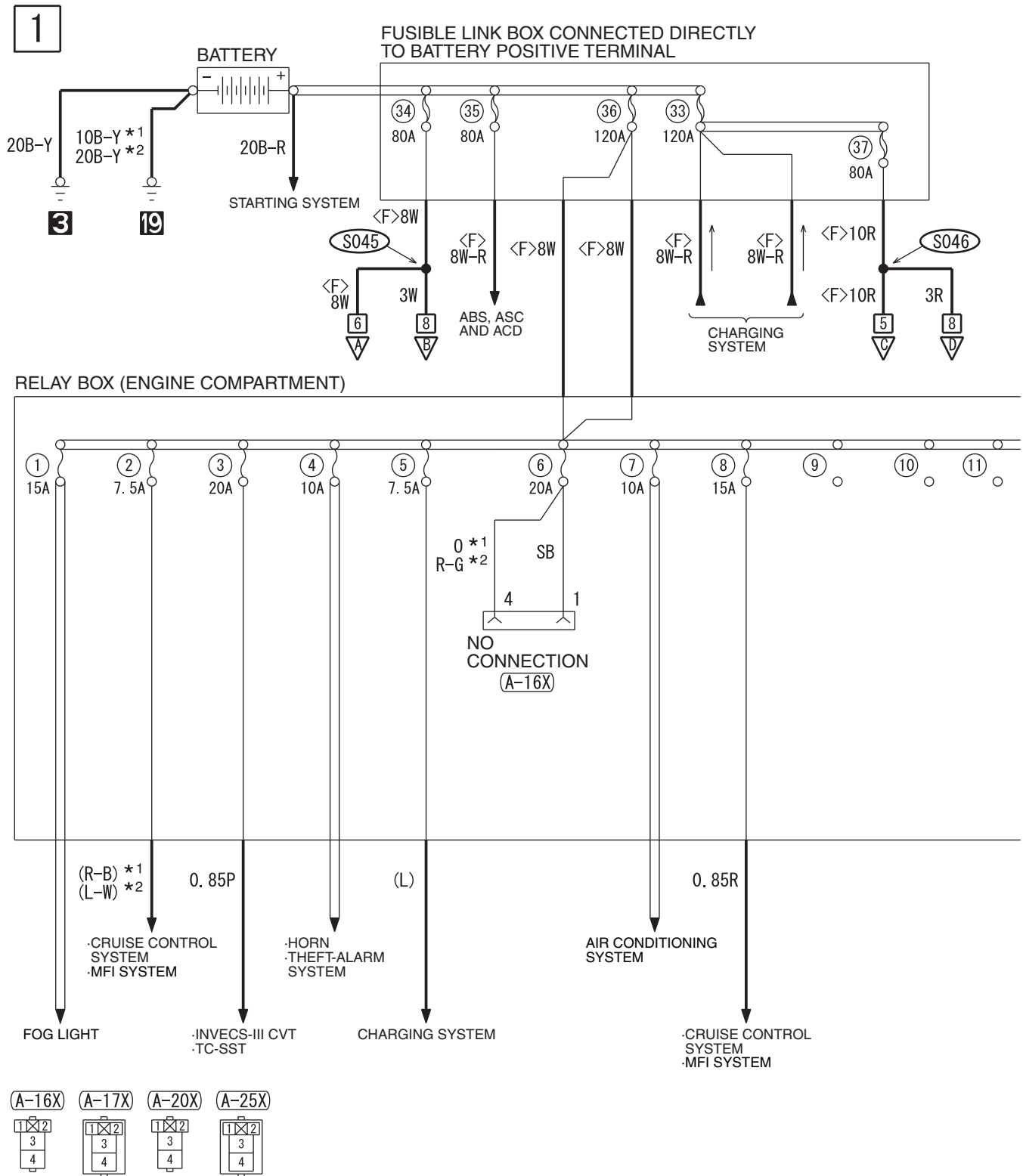
The diagram shows the mechanical layout, including the axle assemblies, suspension components, and the electrical wiring connecting the axles to the vehicle's systems.



NOTES

# POWER DISTRIBUTION SYSTEM <VEHICLES WITH HALOGEN TYPE HEADLIGHT>

M1901000404956



HAH01M00AA

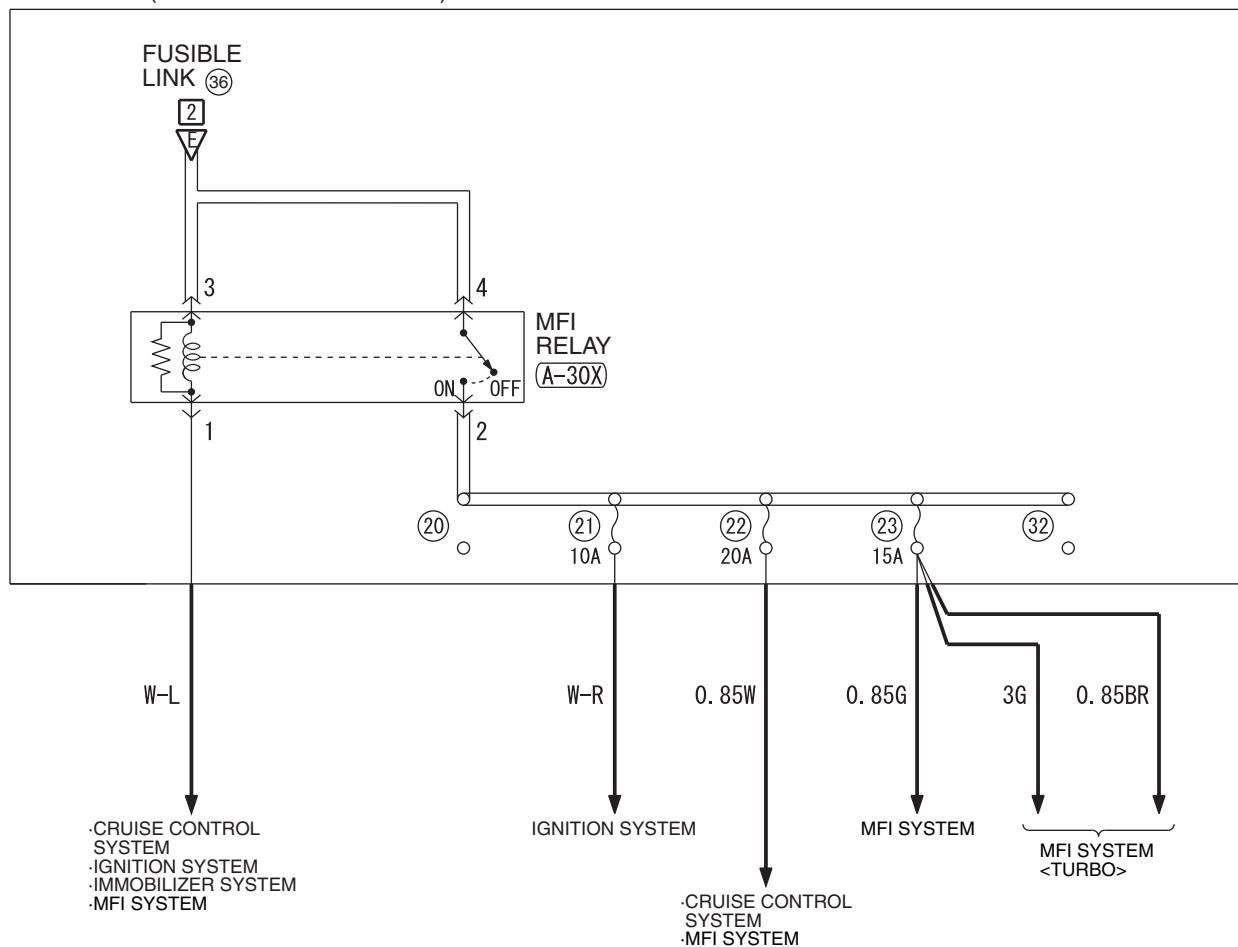


## TSB Revision

## POWER DISTRIBUTION SYSTEM &lt;VEHICLES WITH HALOGEN TYPE HEADLIGHT&gt; (CONTINUED)

3

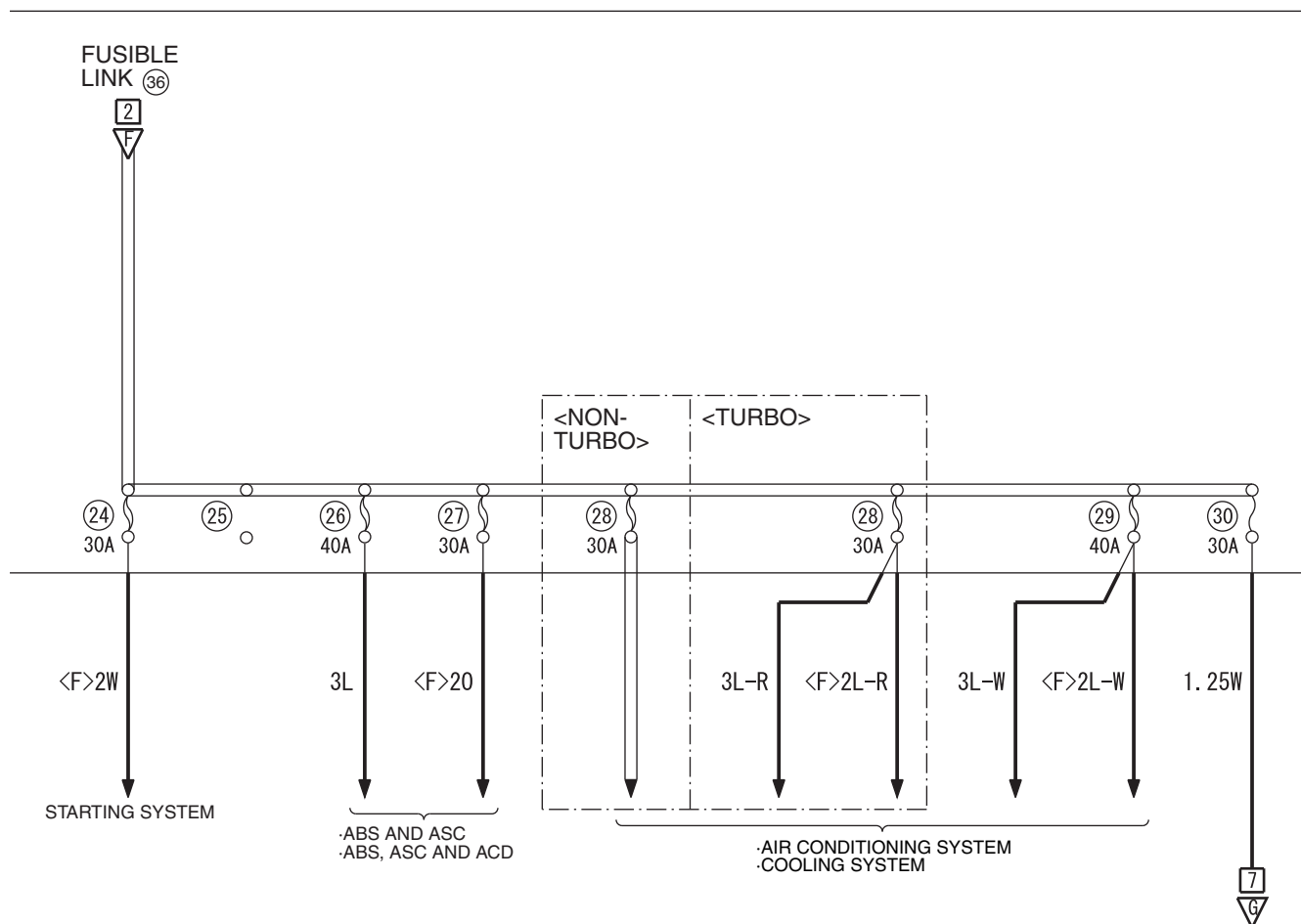
RELAY BOX (ENGINE COMPARTMENT)



(A-30X)



4

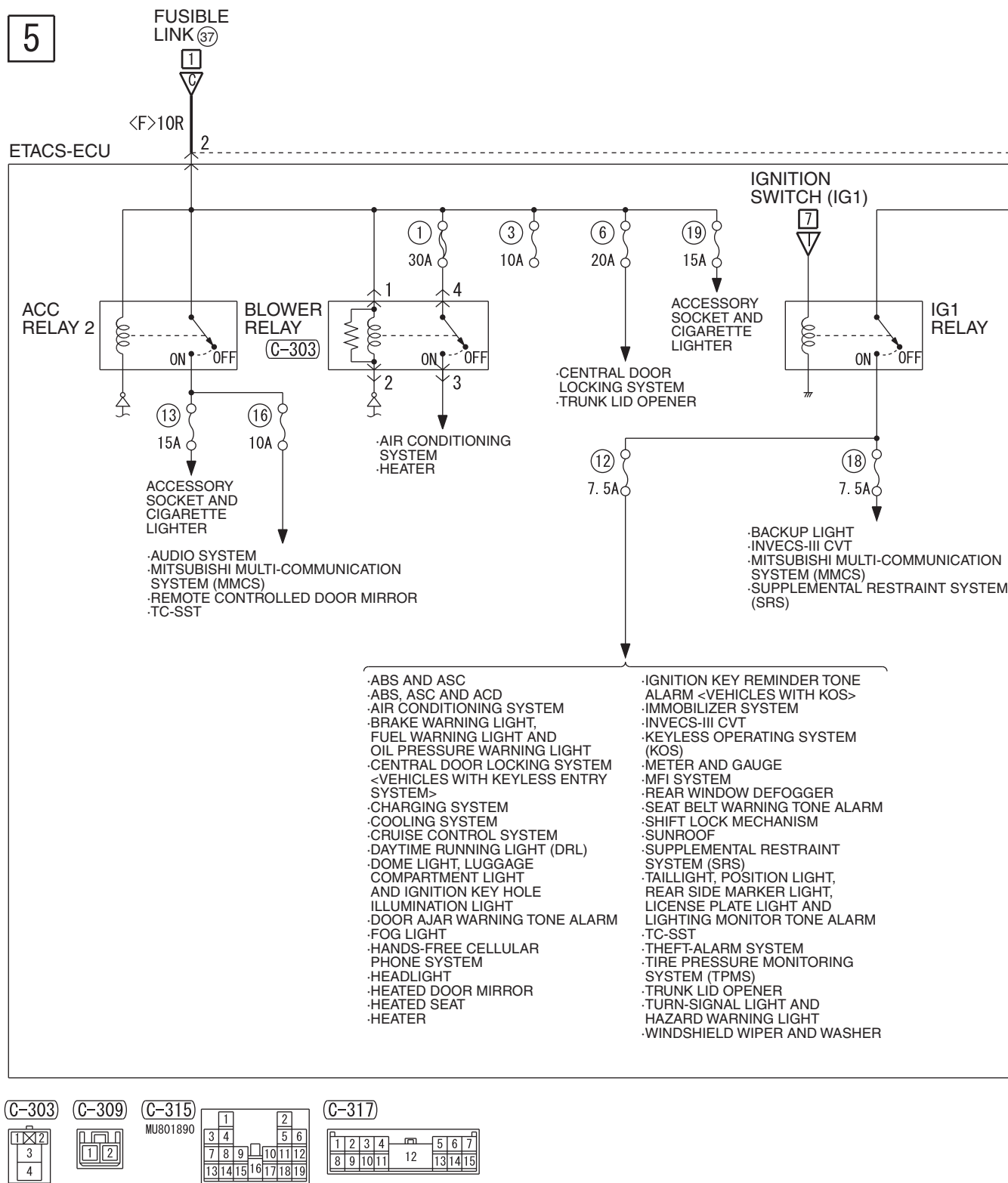


**WIRE COLOR CODE**

B : BLACK   LG : LIGHT GREEN   G : GREEN   L : BLUE   W : WHITE   Y : YELLOW   SB : SKY BLUE  
 BR : BROWN   O : ORANGE   GR : GRAY   R : RED   P : PINK   V : VIOLET   PU : PURPLE   SI : SILVER

HAH01M00BB

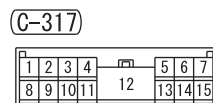
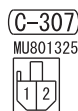
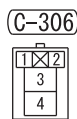
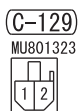
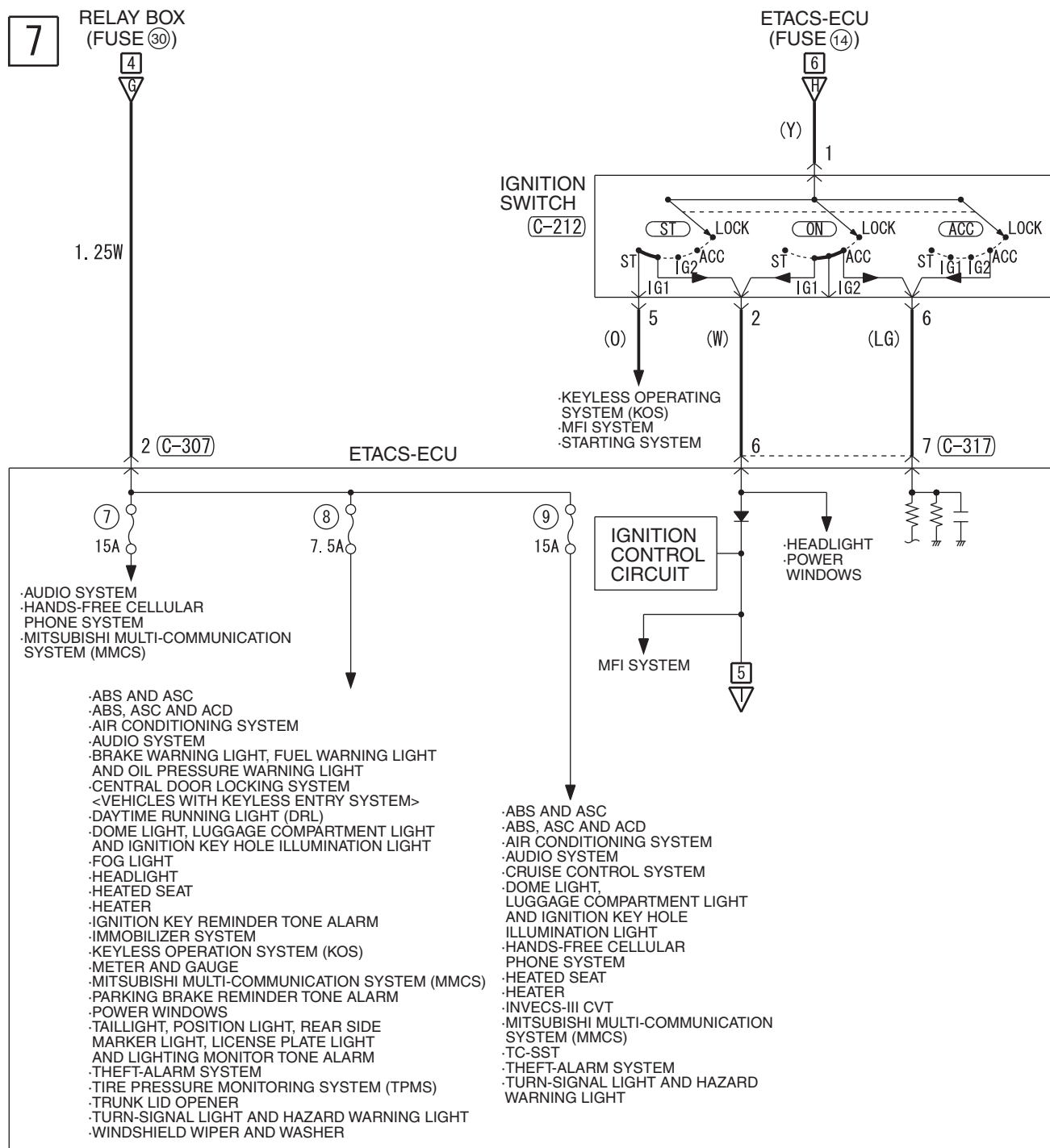
**POWER DISTRIBUTION SYSTEM <VEHICLES WITH HALOGEN TYPE HEADLIGHT> (CONTINUED)**



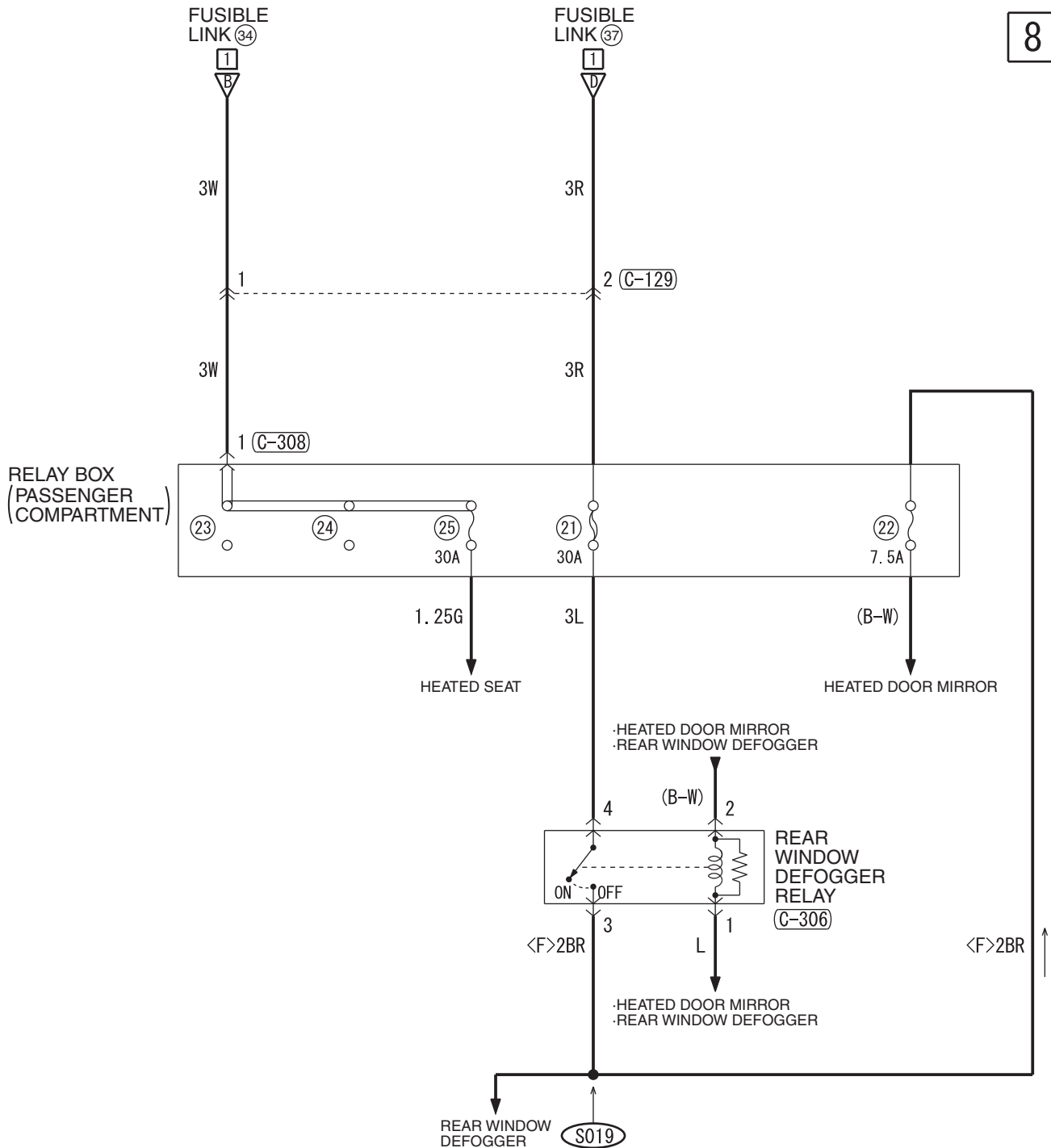


HAH01M00CB

## POWER DISTRIBUTION SYSTEM &lt;VEHICLES WITH HALOGEN TYPE HEADLIGHT&gt; (CONTINUED)



8



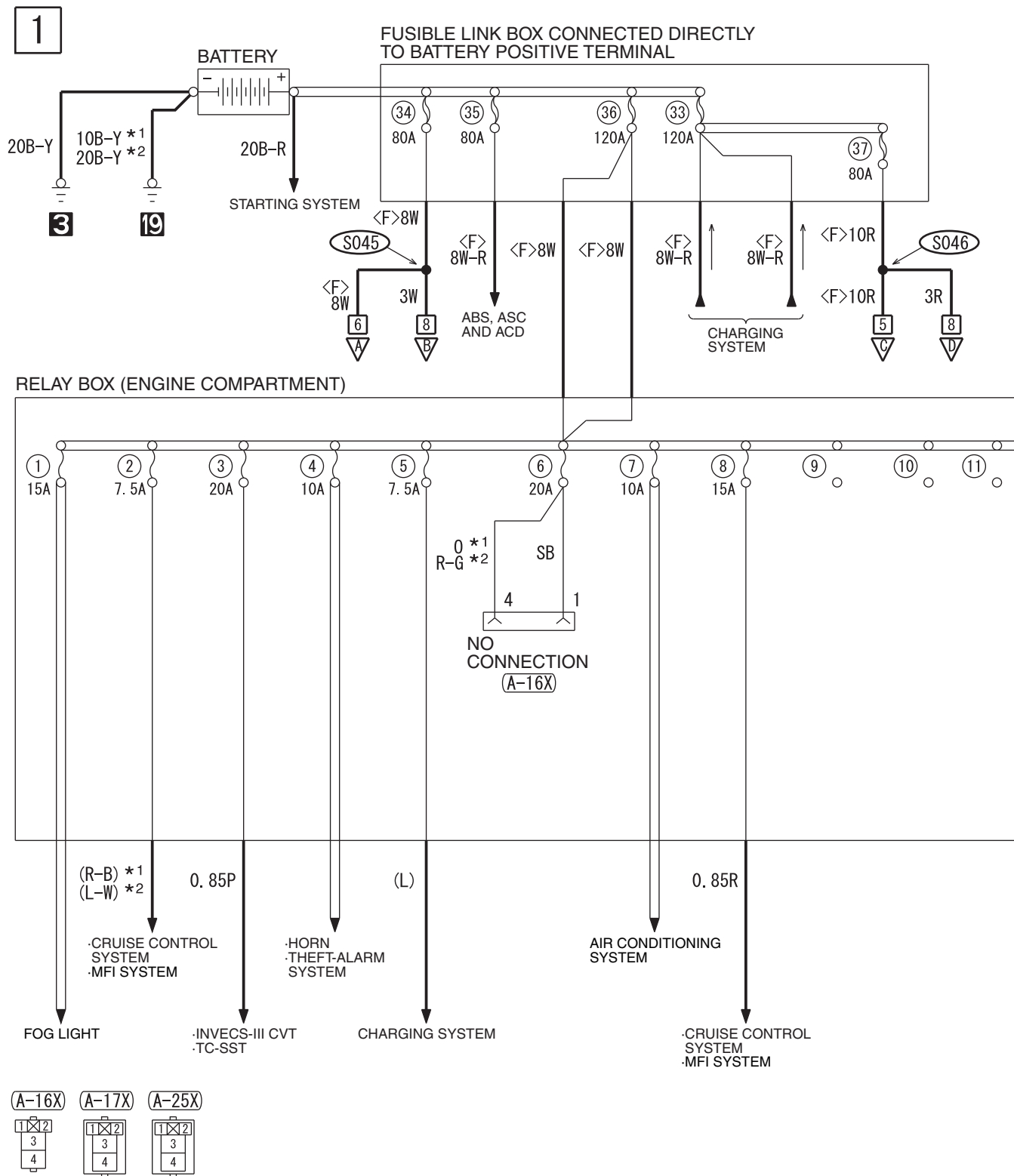
**WIRE COLOR CODE**

B : BLACK   LG : LIGHT GREEN   G : GREEN   L : BLUE   W : WHITE   Y : YELLOW   SB : SKY BLUE  
 BR : BROWN   O : ORANGE   GR : GRAY   R : RED   P : PINK   V : VIOLET   PU : PURPLE   SI : SILVER

HAH01M00DB

# POWER DISTRIBUTION SYSTEM <VEHICLES WITH DISCHARGE TYPE HEADLIGHT>

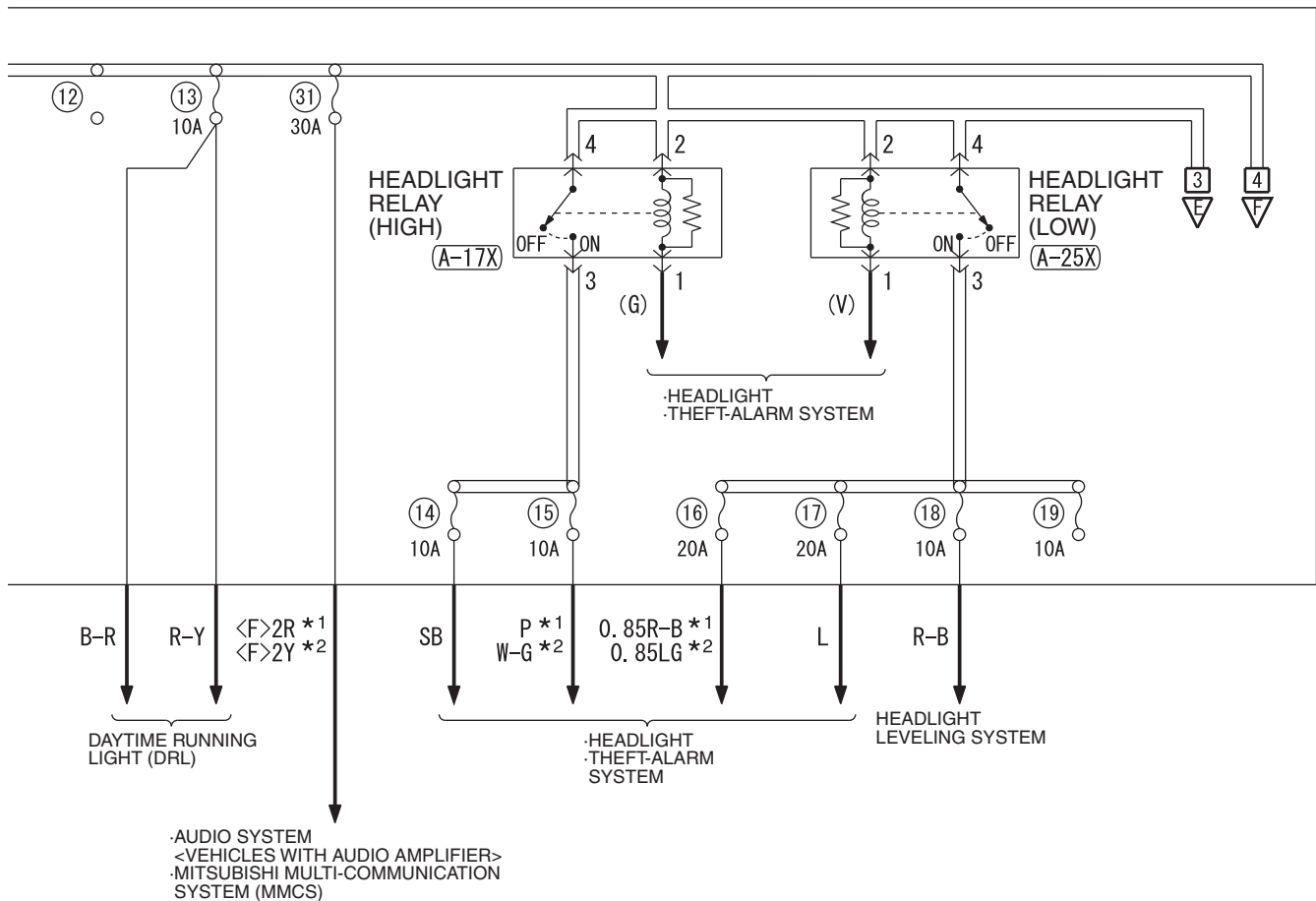
M1901000404967



HAH01M01AA



NOTE  
 \*1 : NON-TURBO  
 \*2 : TURBO



**WIRE COLOR CODE**

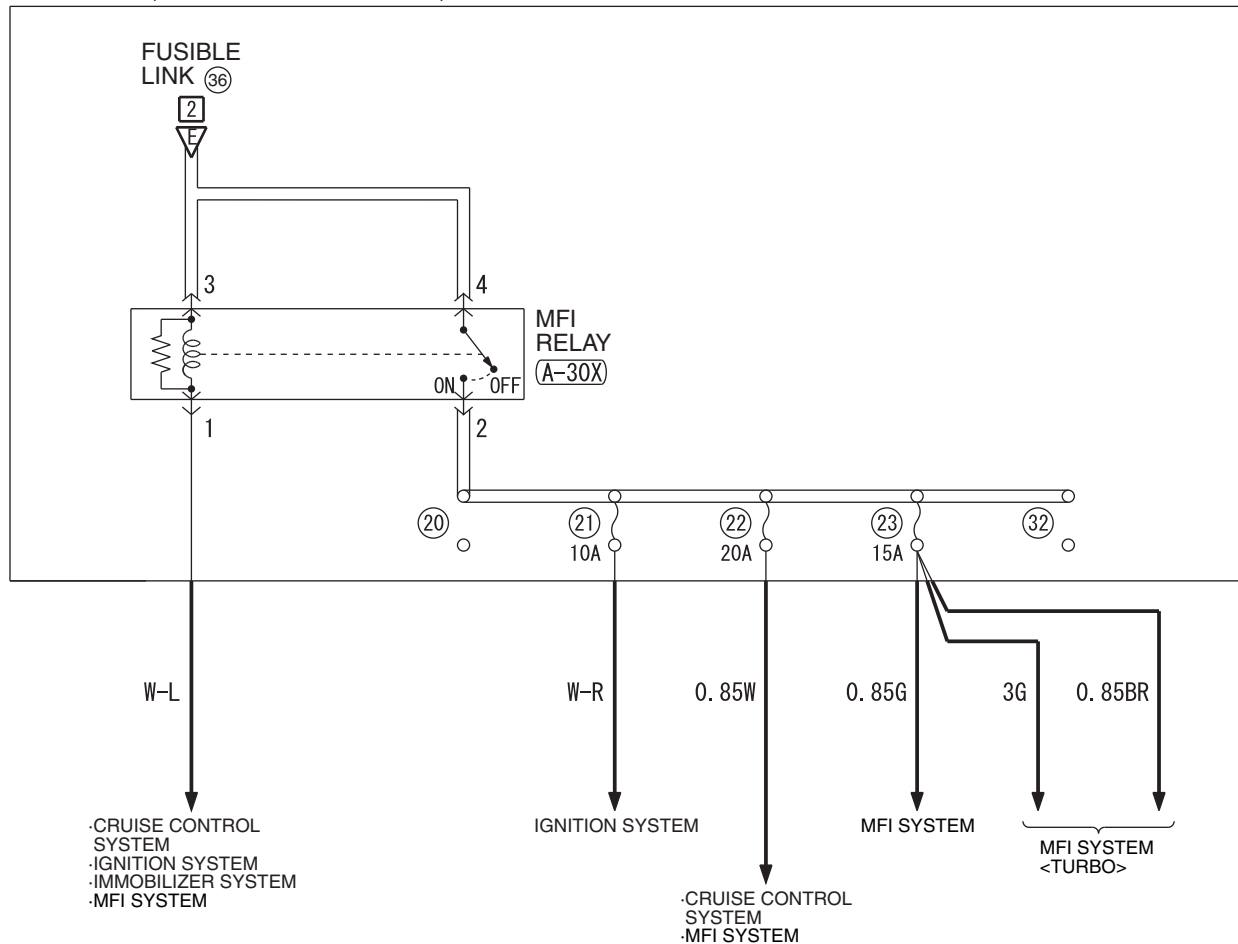
B : BLACK   LG : LIGHT GREEN   G : GREEN   L : BLUE   W : WHITE   Y : YELLOW   SB : SKY BLUE  
 BR : BROWN   O : ORANGE   GR : GRAY   R : RED   P : PINK   V : VIOLET   PU : PURPLE   SI : SILVER

HAH01M01AB

## POWER DISTRIBUTION SYSTEM &lt;VEHICLES WITH DISCHARGE TYPE HEADLIGHT&gt; (CONTINUED)

3

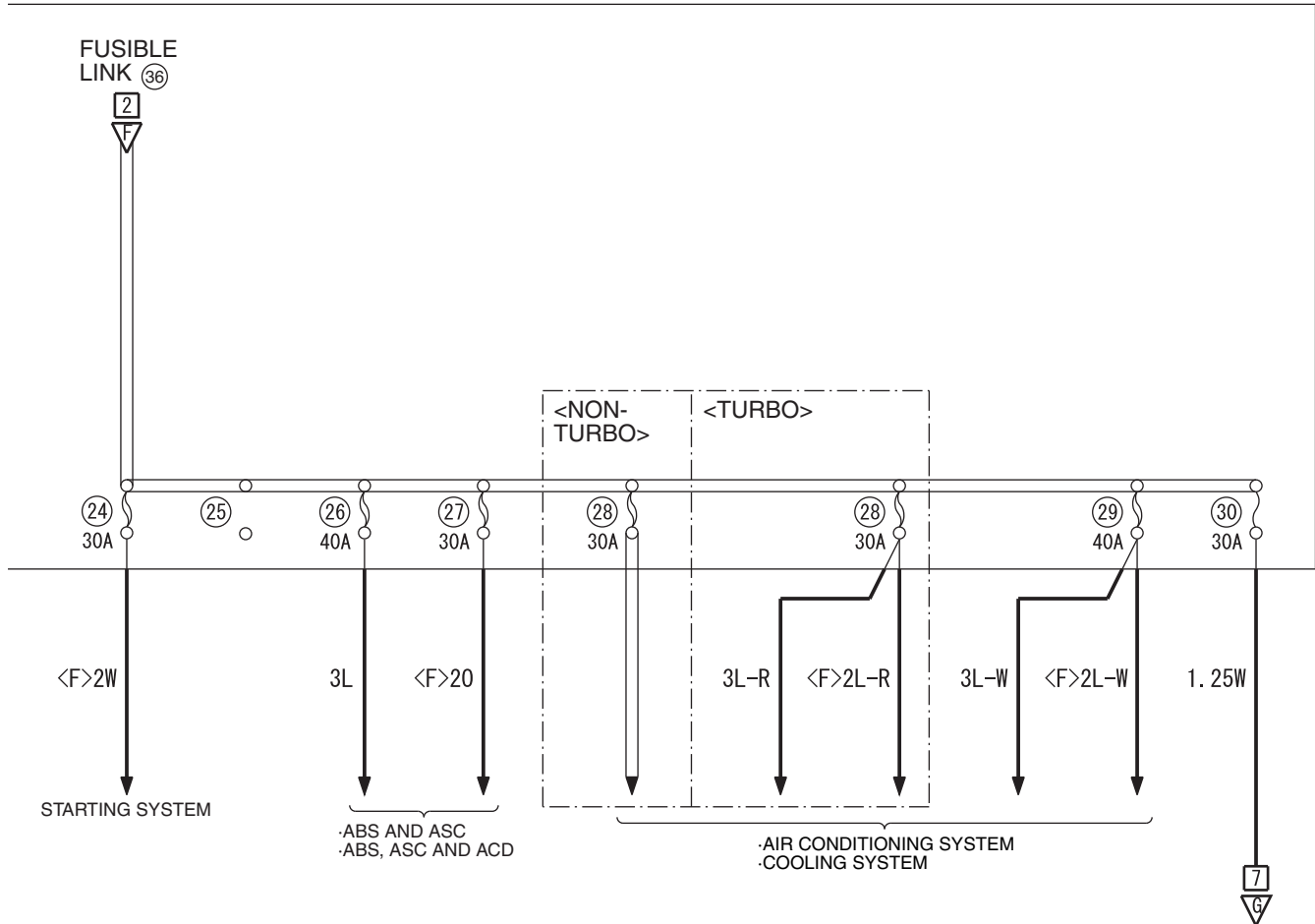
## RELAY BOX (ENGINE COMPARTMENT)



(A-30X)



4

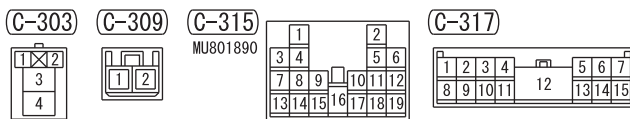
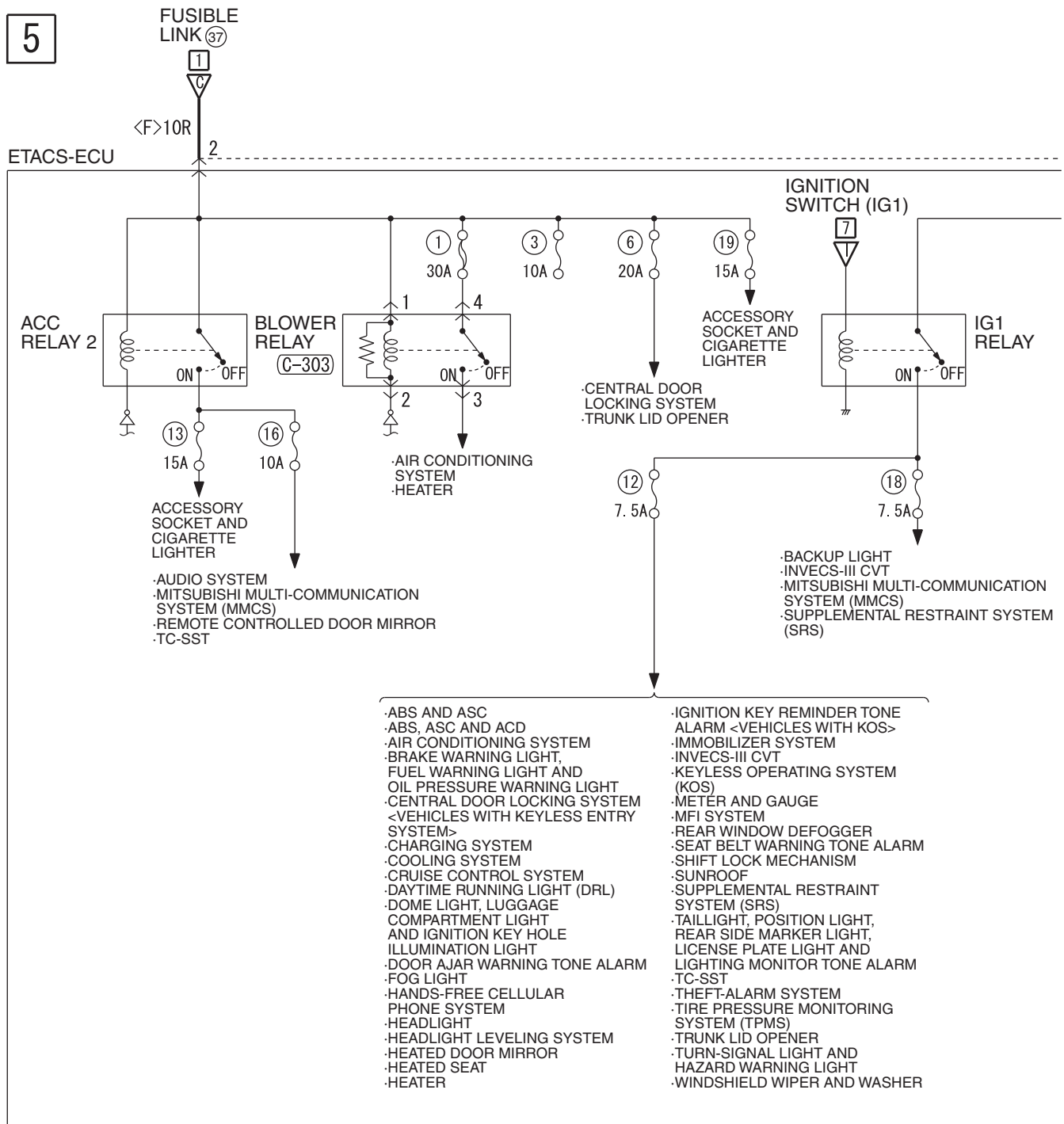


**WIRE COLOR CODE**

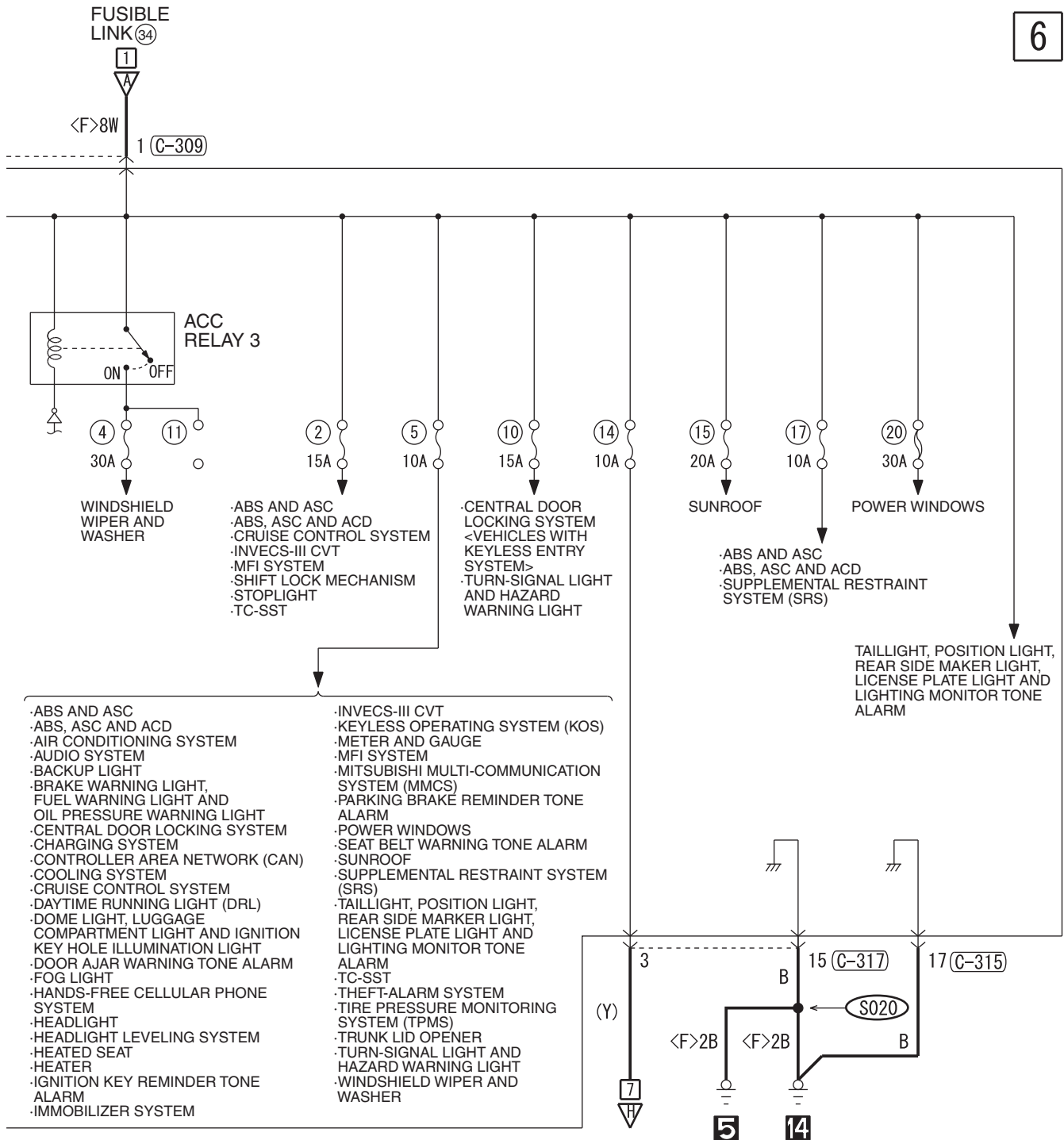
B : BLACK LG : LIGHT GREEN G : GREEN L : BLUE W : WHITE Y : YELLOW SB : SKY BLUE  
 BR : BROWN O : ORANGE GR : GRAY R : RED P : PINK V : VIOLET PU : PURPLE SI : SILVER

HAH01M01BB

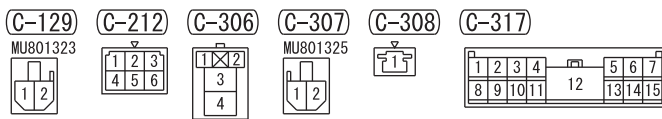
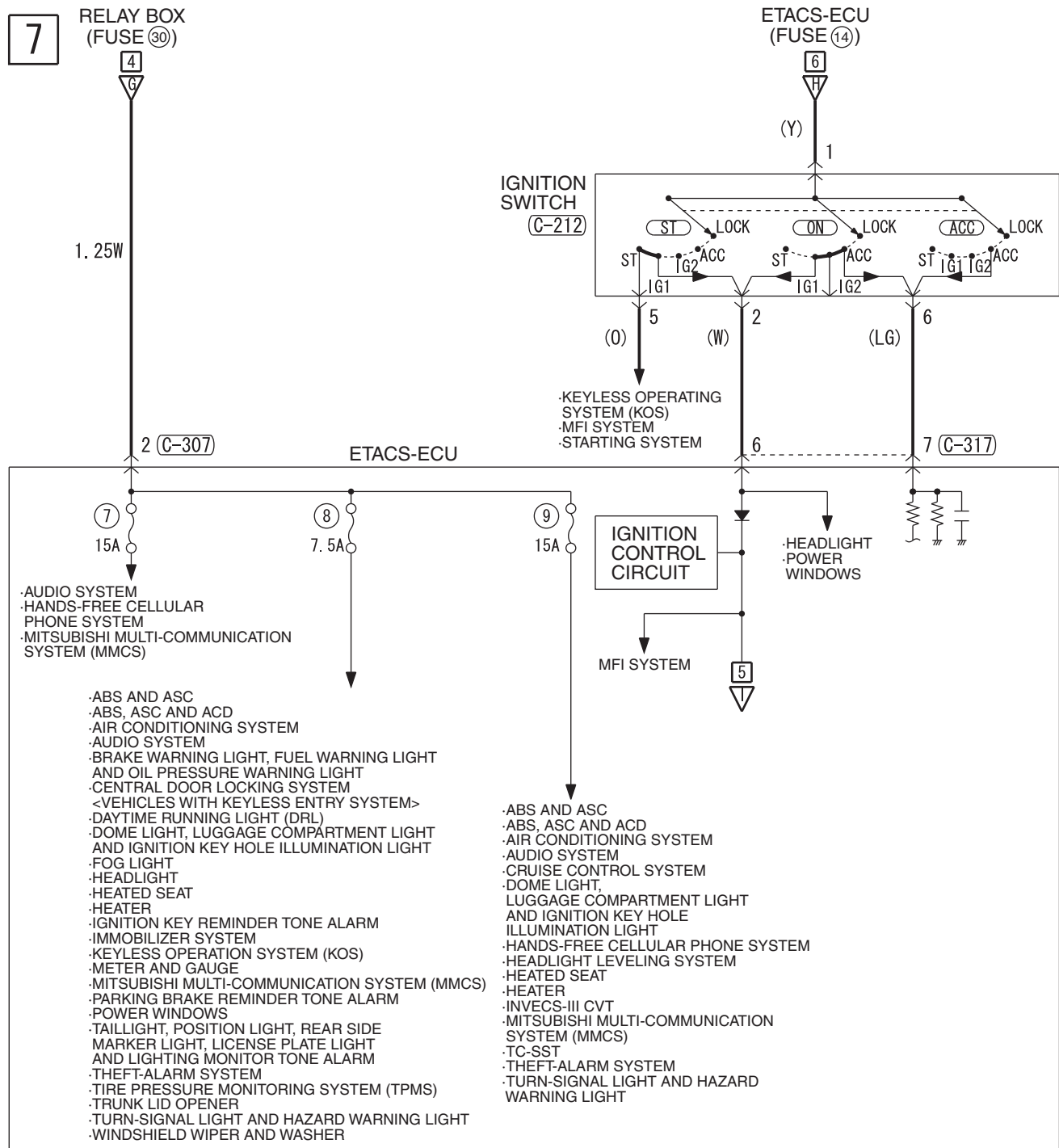
**POWER DISTRIBUTION SYSTEM <VEHICLES WITH DISCHARGE TYPE HEADLIGHT> (CONTINUED)**

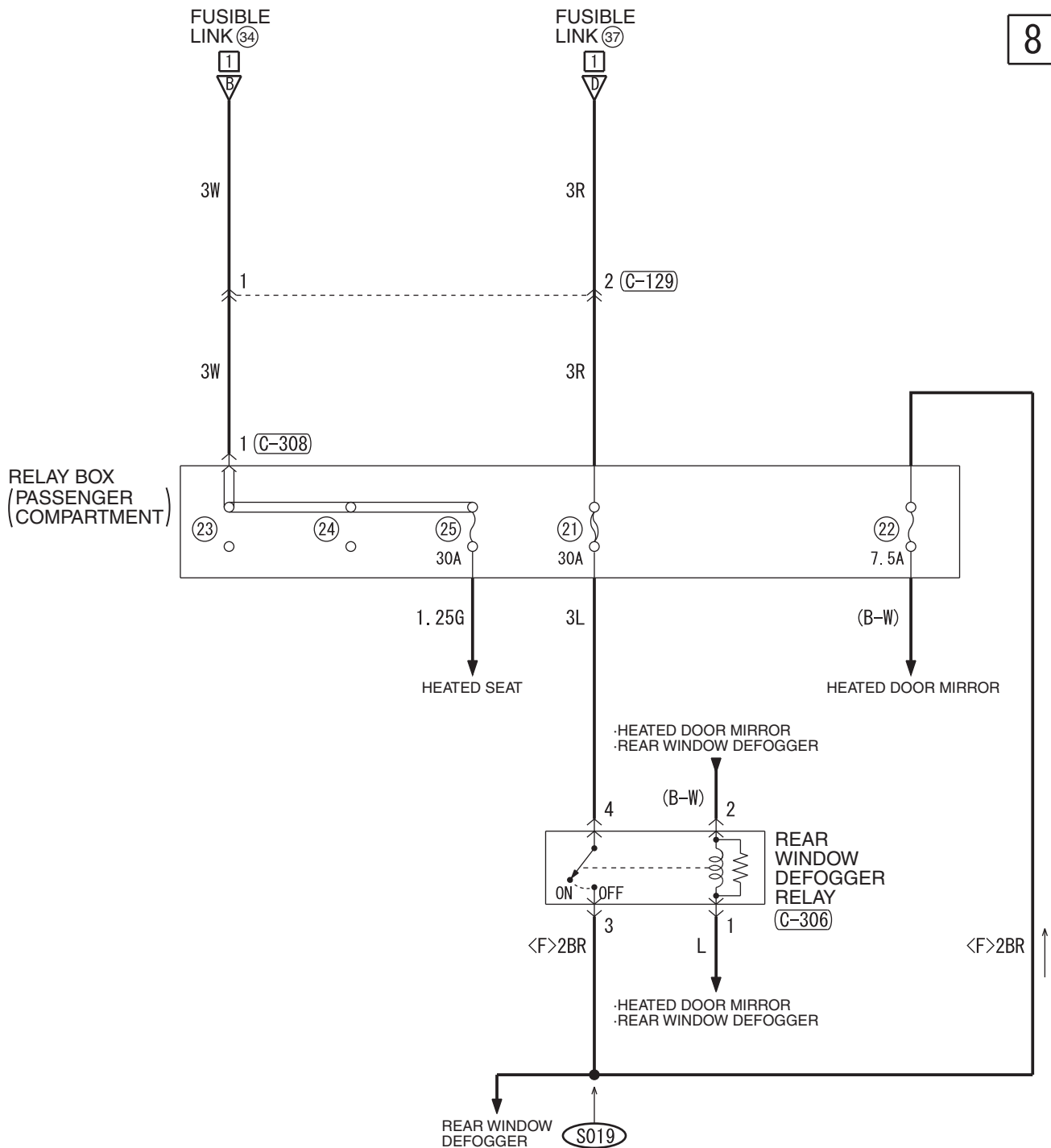


**6**



## POWER DISTRIBUTION SYSTEM &lt;VEHICLES WITH DISCHARGE TYPE HEADLIGHT&gt; (CONTINUED)





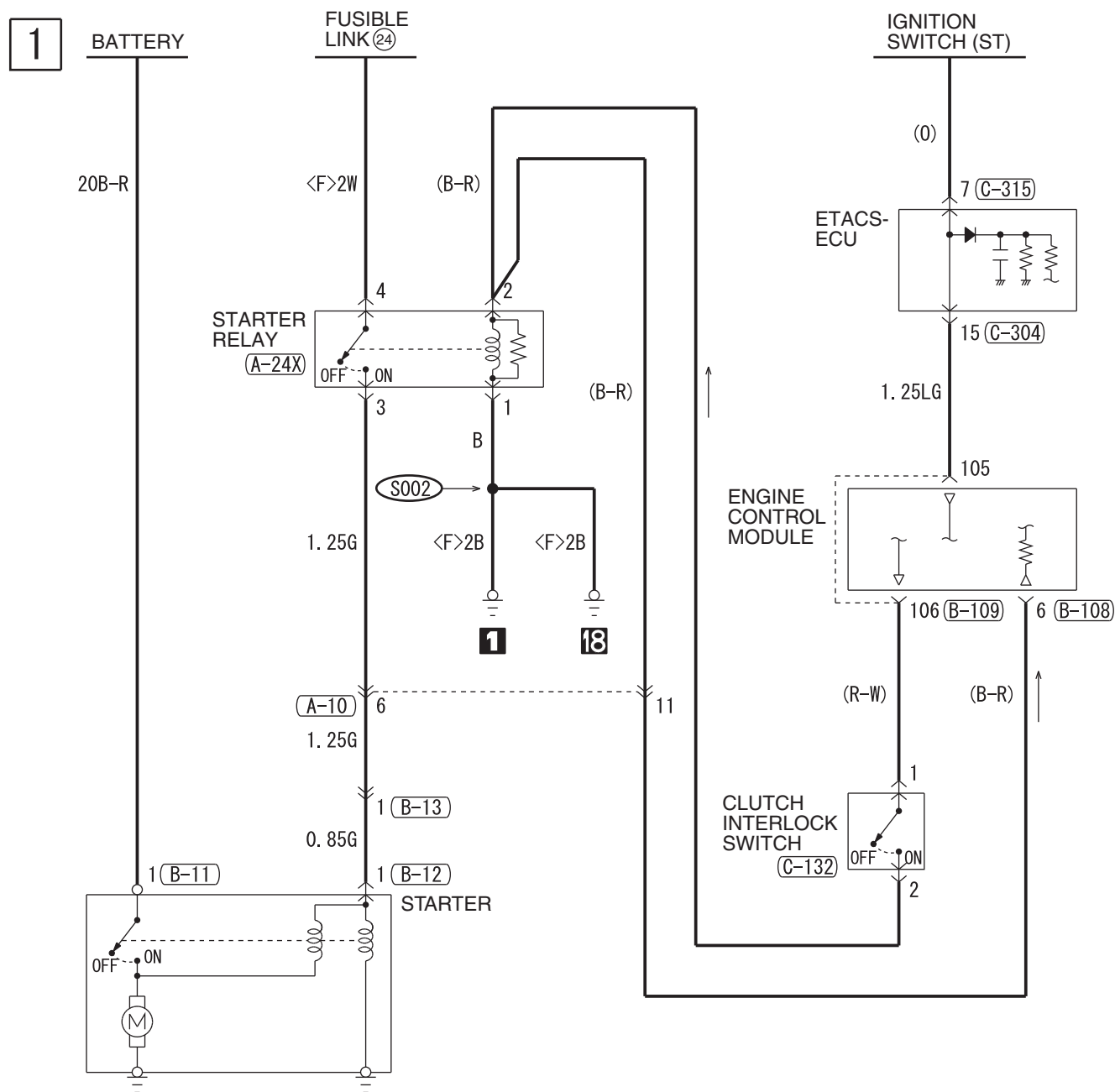
## WIRE COLOR CODE

B: BLACK LG: LIGHT GREEN G: GREEN L: BLUE W: WHITE Y: YELLOW SB: SKY BLUE  
BR: BROWN O: ORANGE GR: GRAY R: RED P: PINK V: VIOLET PU: PURPLE SI: SILVER

HAH01M01DB

## STARTING SYSTEM &lt;M/T&gt;

M1901000505440



A-10

1	2	3	4	5	6	7	8	9
10	11	12	13	14	15	16	17	18
19	20							

A-24X

1	2
3	4

B-11

1
---

B-12

1
---

(MU801211)

B-13

1
---

MU802655

B-108

1	2	3	4	5	6	7	8	9	10	11	12	13	14	15	16
17	18	19	20	21	22	23	24	25	26	27	28	29	30	31	32
33	34	35	36	37	38	39	40	41	42	43	44	45	46	47	48
49	50	51	52	53	54	55	56	57	58	59	60	61	62	63	64

B-109

71	72	73	74	75	76	77	78	79	80	81	82
83	84	85	86	87	88	89	90	91	92	93	94
95	96	97	98	99	100	101	102	103	104	105	106
107	108	109	110	111	112	113	114	115	116	117	118

C-132

1	2
---	---

MU801669

C-304

1	2	3	4	5	6	7
8	9	10	11	12	13	14
15	16	17	18	19	20	

C-315

MU801890

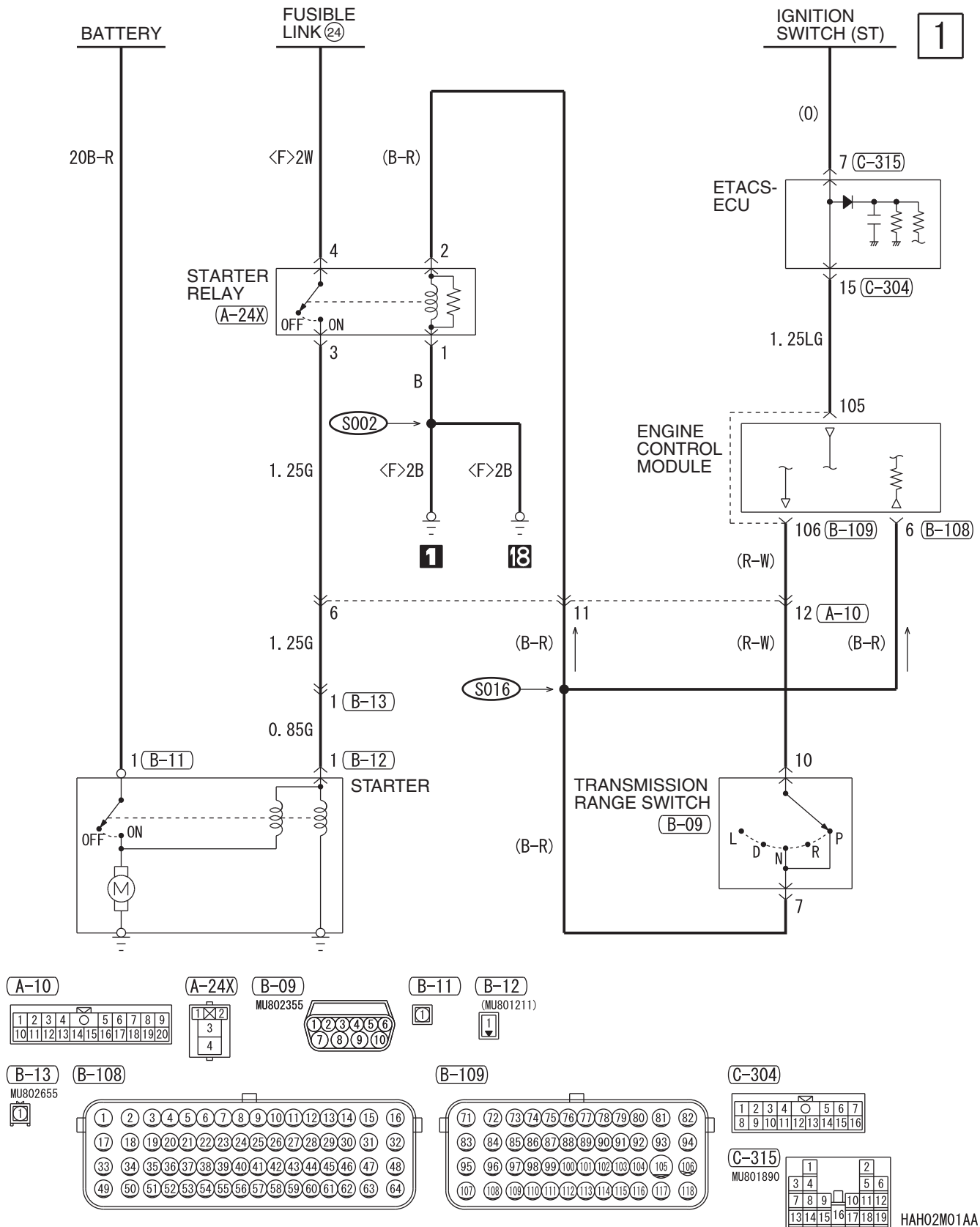
1	2
3	4
5	6
7	8
9	10
11	12
13	14
15	16
17	18
19	20

HAH02M00AA



# STARTING SYSTEM <CVT>

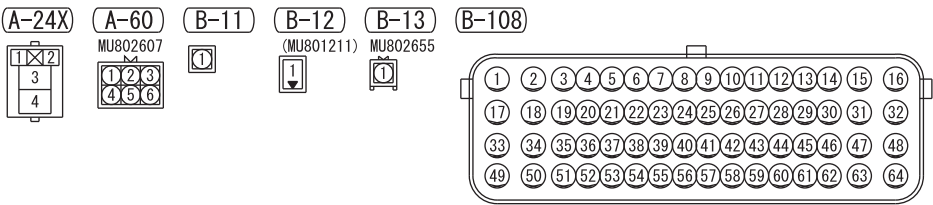
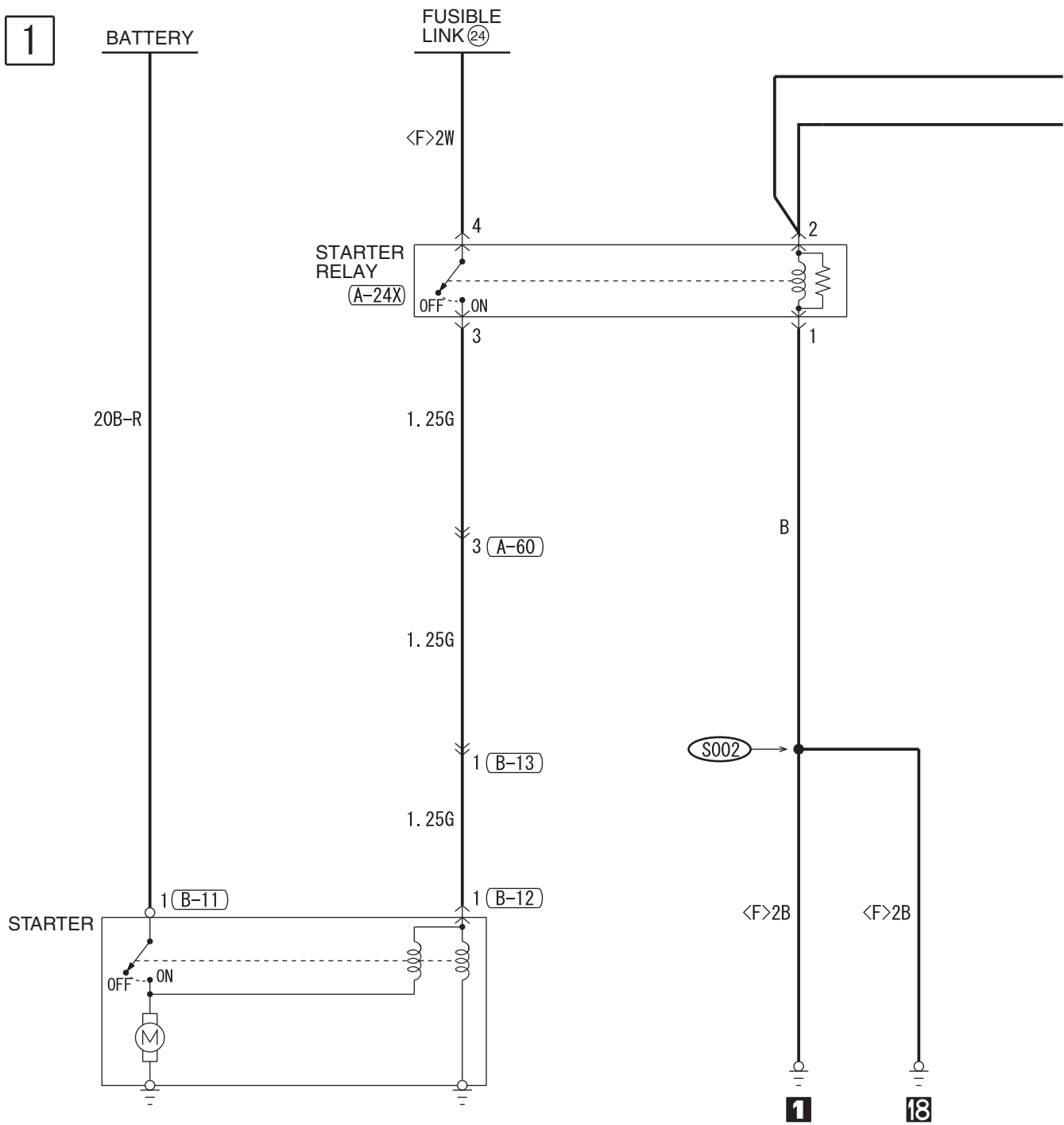
M1901000505451



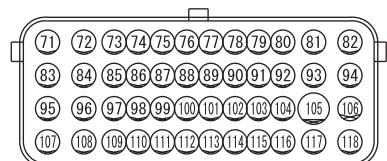
HAH02M01AA

STARTING SYSTEM <TC-SST>

M1901000504339



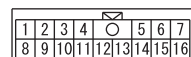
H9H02M04AA



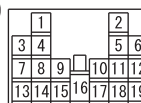
C-49



(C-304)



(C-315)  
MU801890



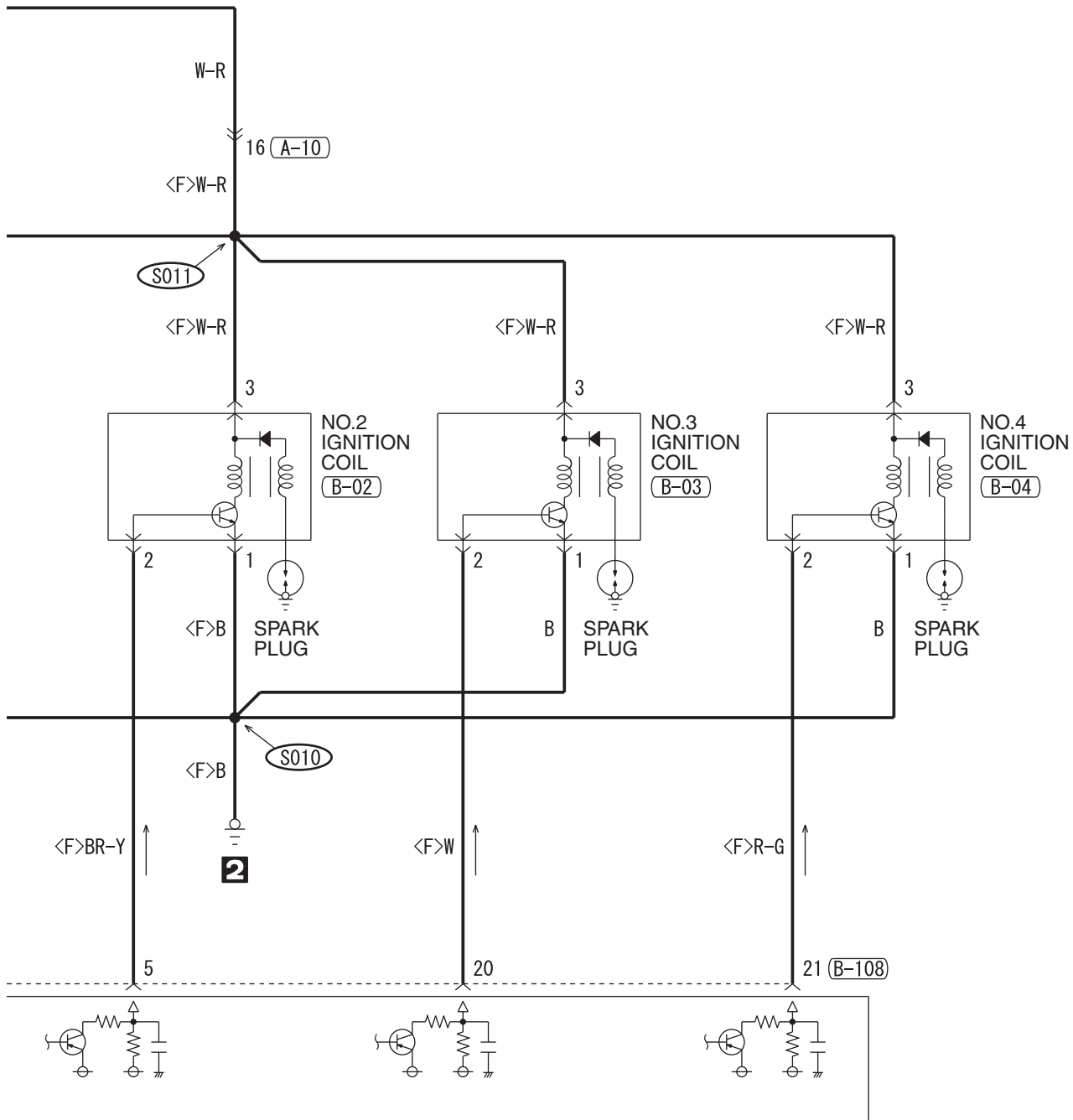
WIRE COLOR CODE  
B: BLACK LG: LIGHT GREEN G: GREEN L: BLUE W: WHITE  
Y: YELLOW SB: SKY BLUE BR: BROWN O: ORANGE GR: GRAY  
R: RED P: PINK V: VIOLET PU: PURPLE SI: SILVER HOHO

## TSB Revision

## M1901000605447



2



(B-109)

71	72	73	74	75	76	77	78	79	80	81	82
83	84	85	86	87	88	89	90	91	92	93	94
95	96	97	98	99	100	101	102	103	104	105	106
107	108	109	110	111	112	113	114	115	116	117	118

WIRE COLOR CODE

B : BLACK LG : LIGHT GREEN G : GREEN L : BLUE W : WHITE  
Y : YELLOW SB : SKY BLUE BR : BROWN O : ORANGE GR : GRAY  
R : RED P : PINK V : VIOLET PU : PURPLE SI : SILVER

HAH03M00AB

**3**

ETACS-ECU (C-301)

CAN DRIVE CIRCUIT

ANALOG INTERFACE CIRCUIT

INTERFACE CIRCUIT

ANALOG INTERFACE CIRCUIT

JOINT CONNECTOR (CAN2) (C-05)

JOINT CONNECTOR (CAN3) (C-124)

INPUT SIGNAL  
VEHICLE SPEED SENSOR <M/T>

ENGINE CONTROL MODULE (B-109)

<T> (B)

<T> (0)

<T> (Y-G)

<T> (R-B)

<T> (G-W)

<T> (Y)

<T> (P)

<T> (G-R)

<T> (L)

9

8

6

19

5

16

21

20 (C-128)

5

16

4

15

90

91

5

20

5

20

90

91

ETACS-ECU (C-301)

INPUT

SECONDARY SPEED SENSOR

TRANSMISSION SWITCH (M/T)

VEHICLE SPEED SENSOR <M/T>

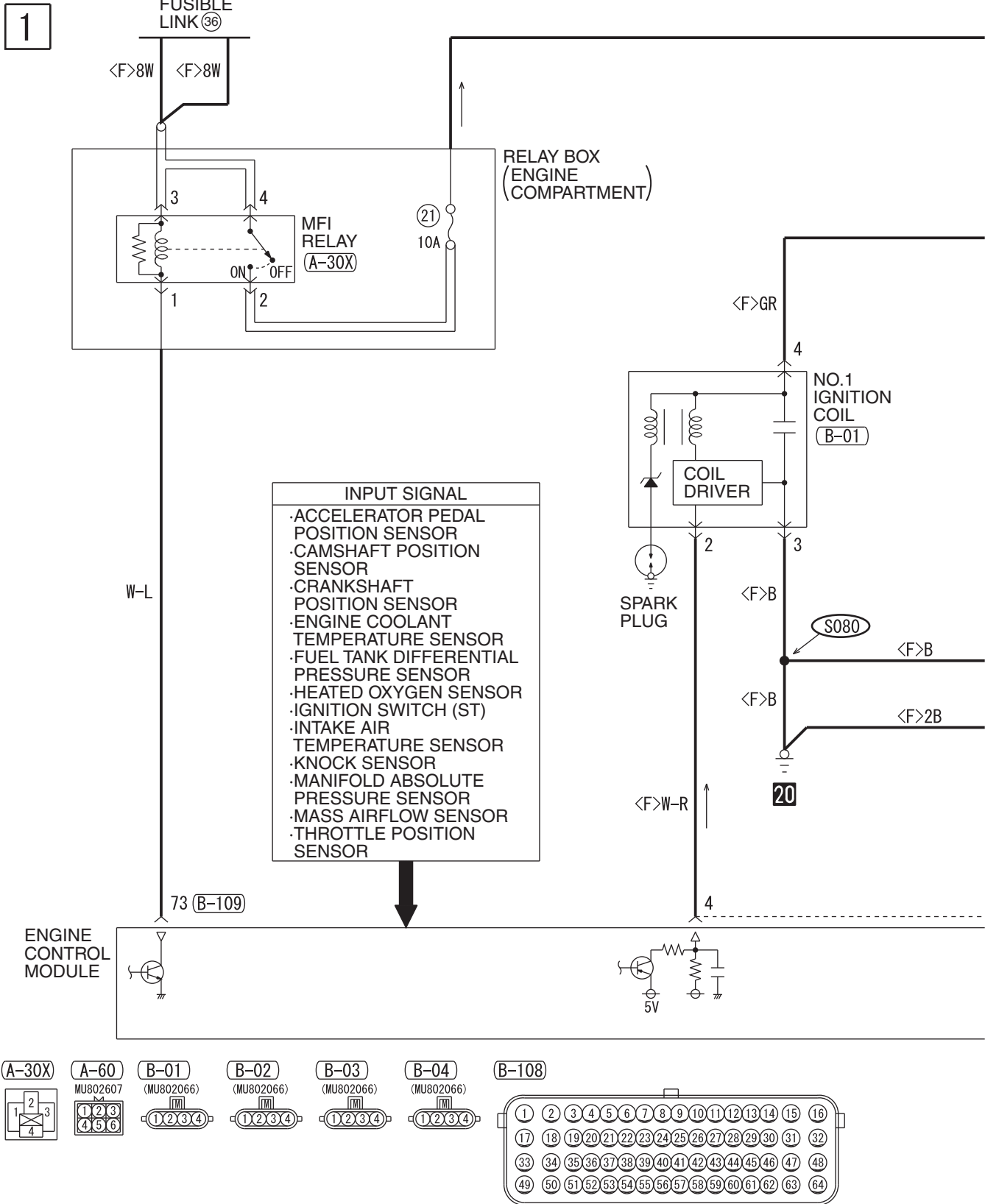
ENGINE CONTROL MODULE (B-109)



NOTES

IGNITION SYSTEM <TURBO>

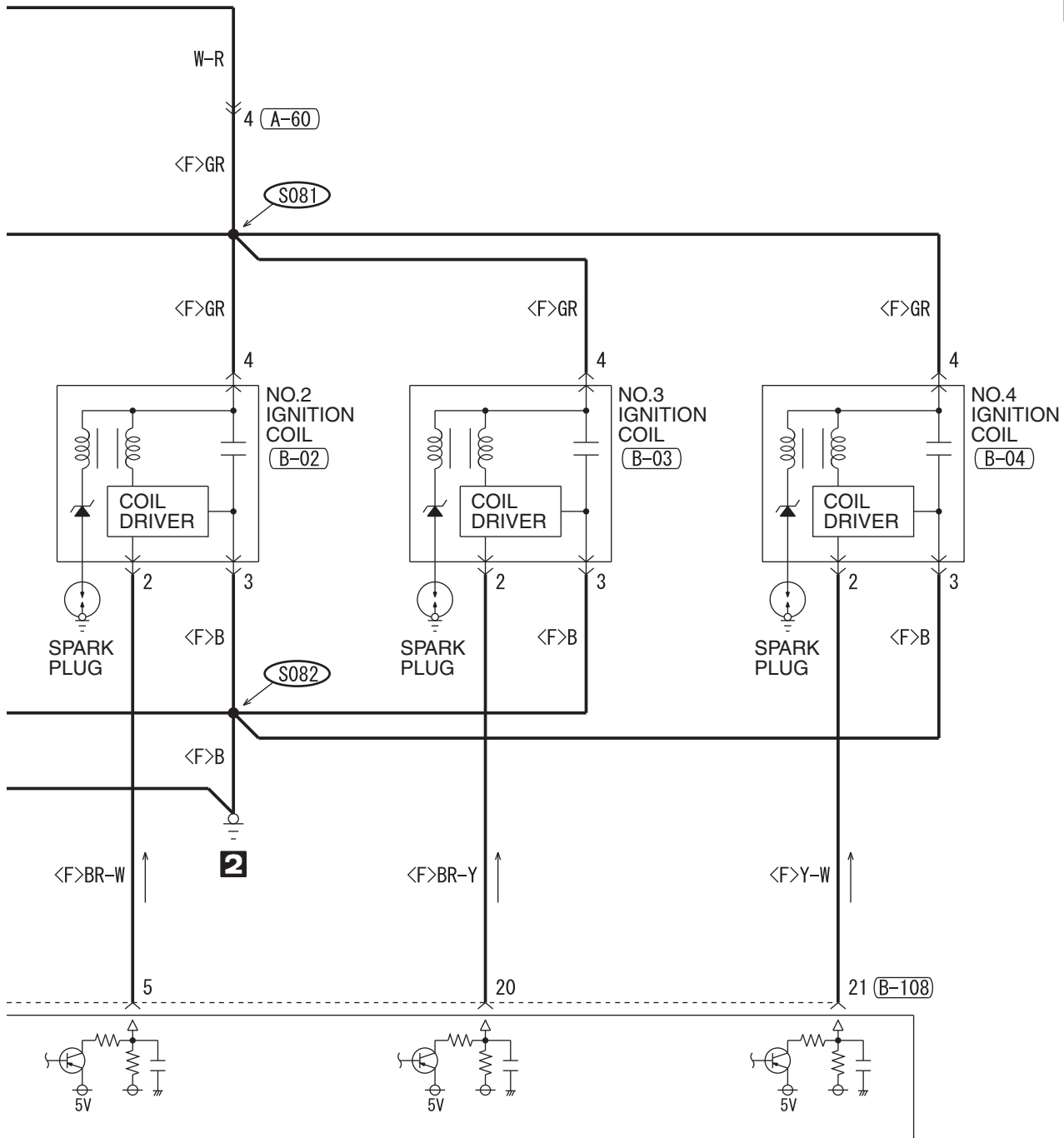
M1901000604842



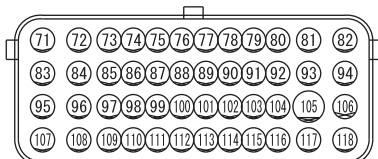
H9H03M02AA



2



(B-109)

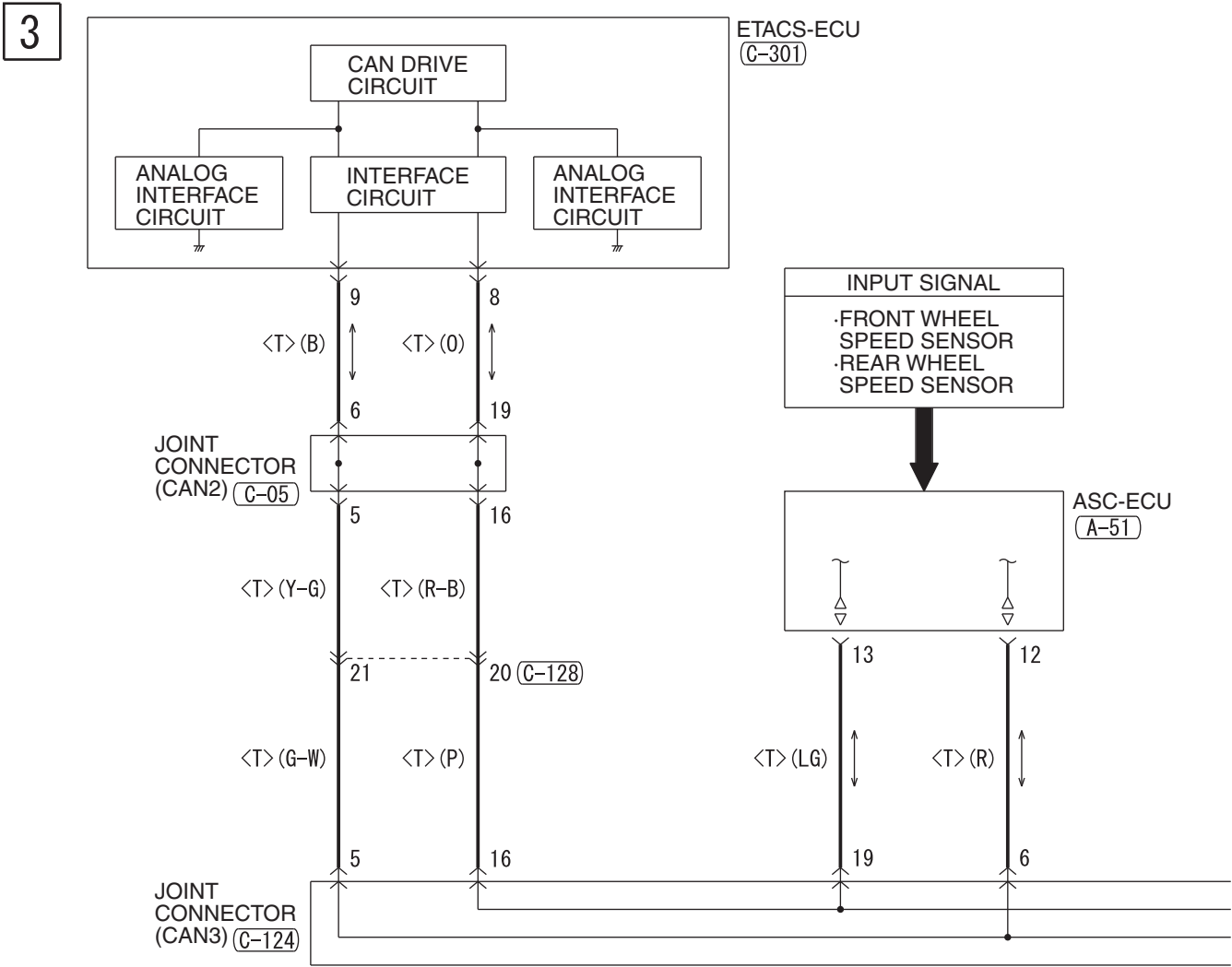


WIRE COLOR CODE

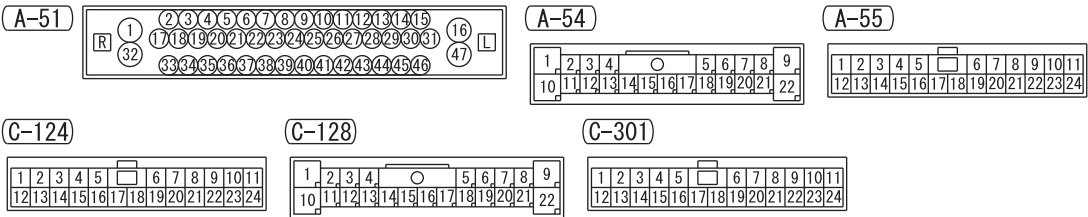
B : BLACK LG : LIGHT GREEN G : GREEN L : BLUE W : WHITE  
Y : YELLOW SB : SKY BLUE BR : BROWN O : ORANGE GR : GRAY  
R : RED P : PINK V : VIOLET PU : PURPLE SI : SILVER

H9H03M02AB

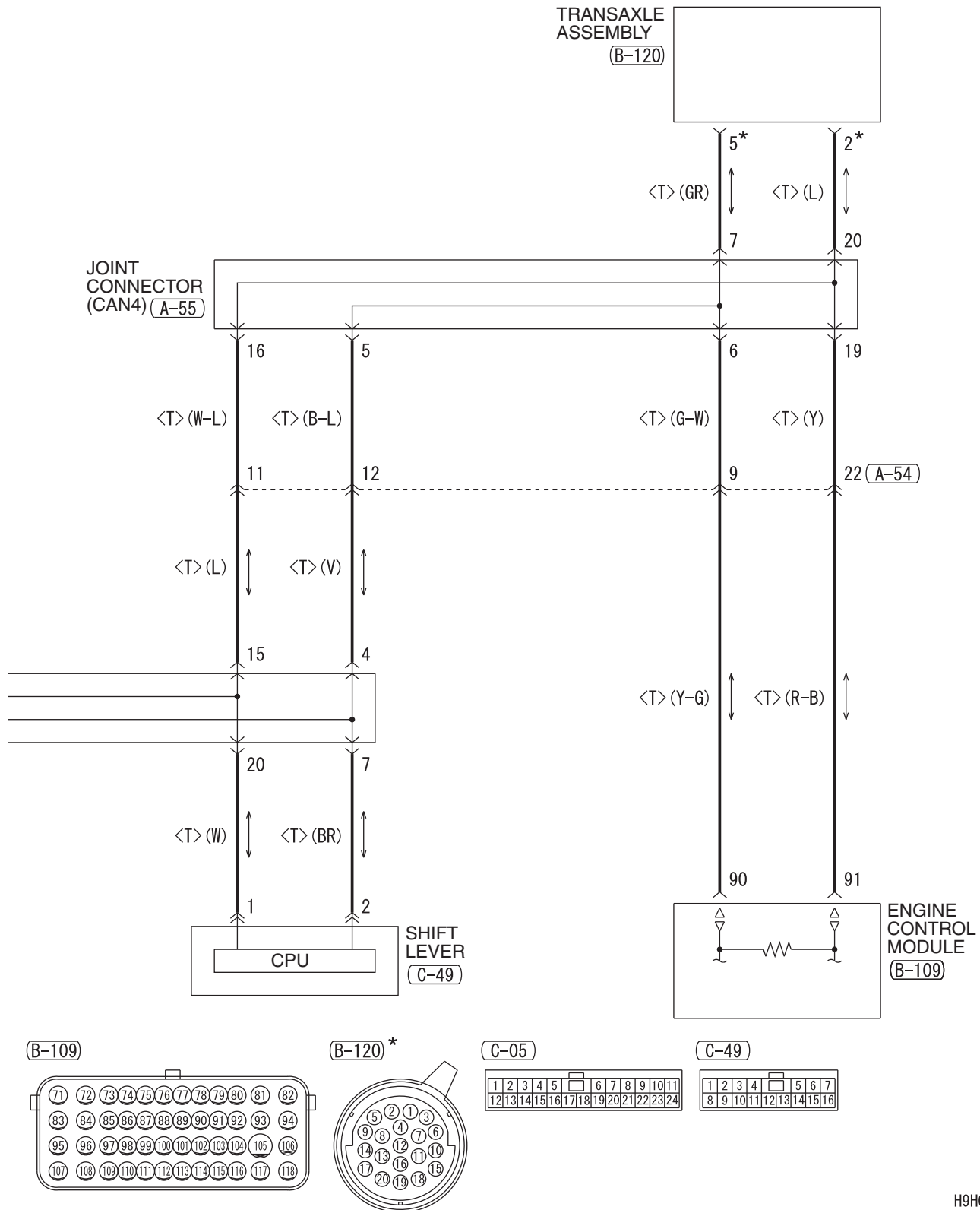
IGNITION SYSTEM <TURBO> (CONTINUED)



NOTE  
\* : THE TERMINAL NUMBERS DESCRIBED  
IN THE CIRCUIT DIAGRAM AGREE WITH  
THE NUMBERS MADE ON THE  
TRANSAXLE ASSEMBLY CONNECTOR AND  
HARNESS SIDE CONNECTOR.



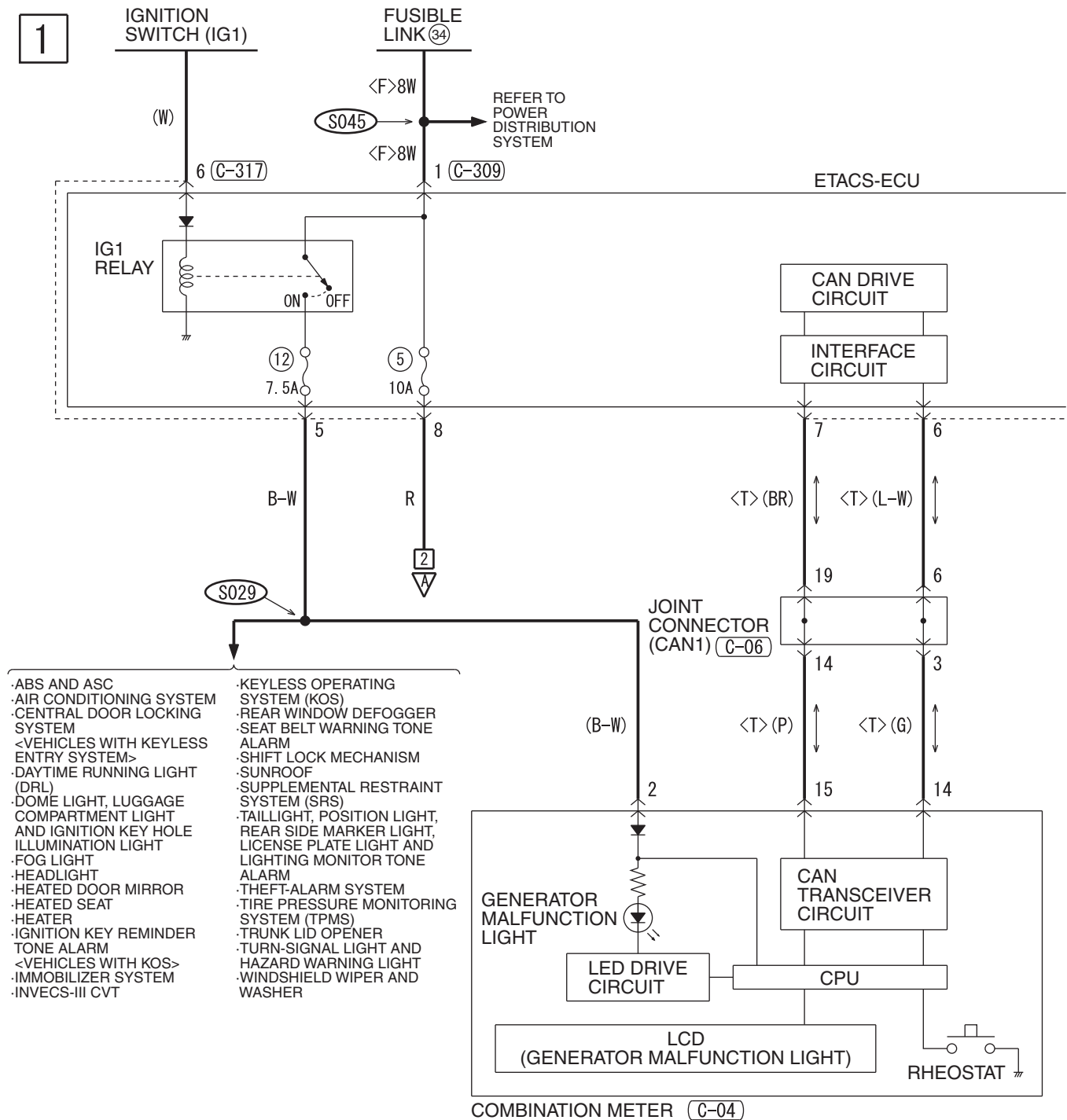
4



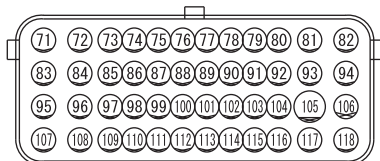
H9H03M02BB

## CHARGING SYSTEM &lt;NON-TURBO&gt;

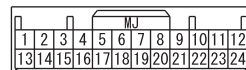
M1901000705314



(B-109)



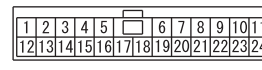
(C-04)



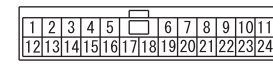
(C-317)



(C-05)

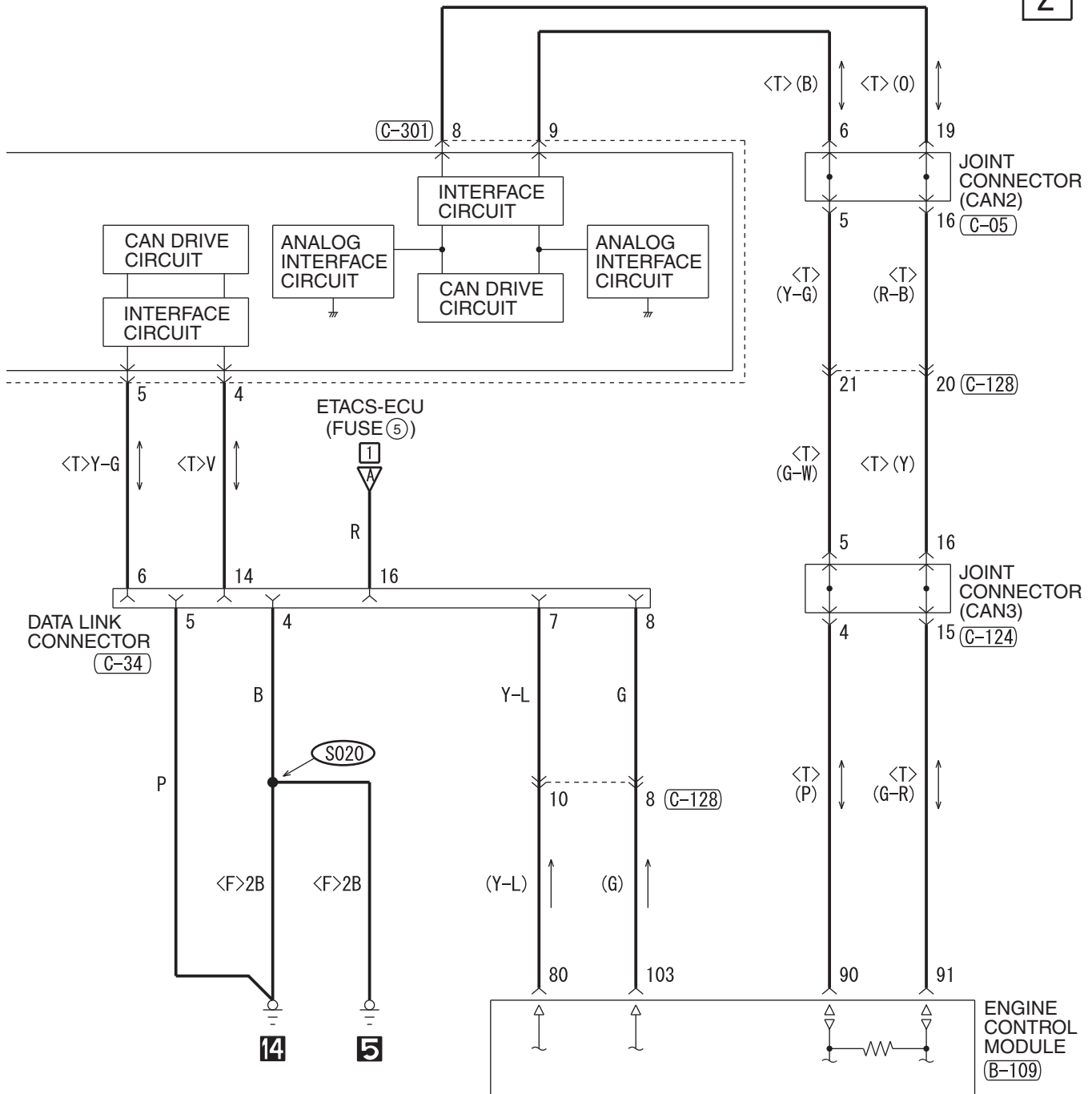


(C-06)



HAH04M00AA

**2**



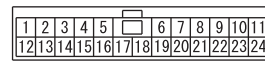
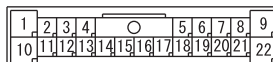
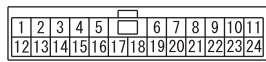
(C-34) FRONT SIDE

(C-124)

(C-128)

(C-301)

(C-309)

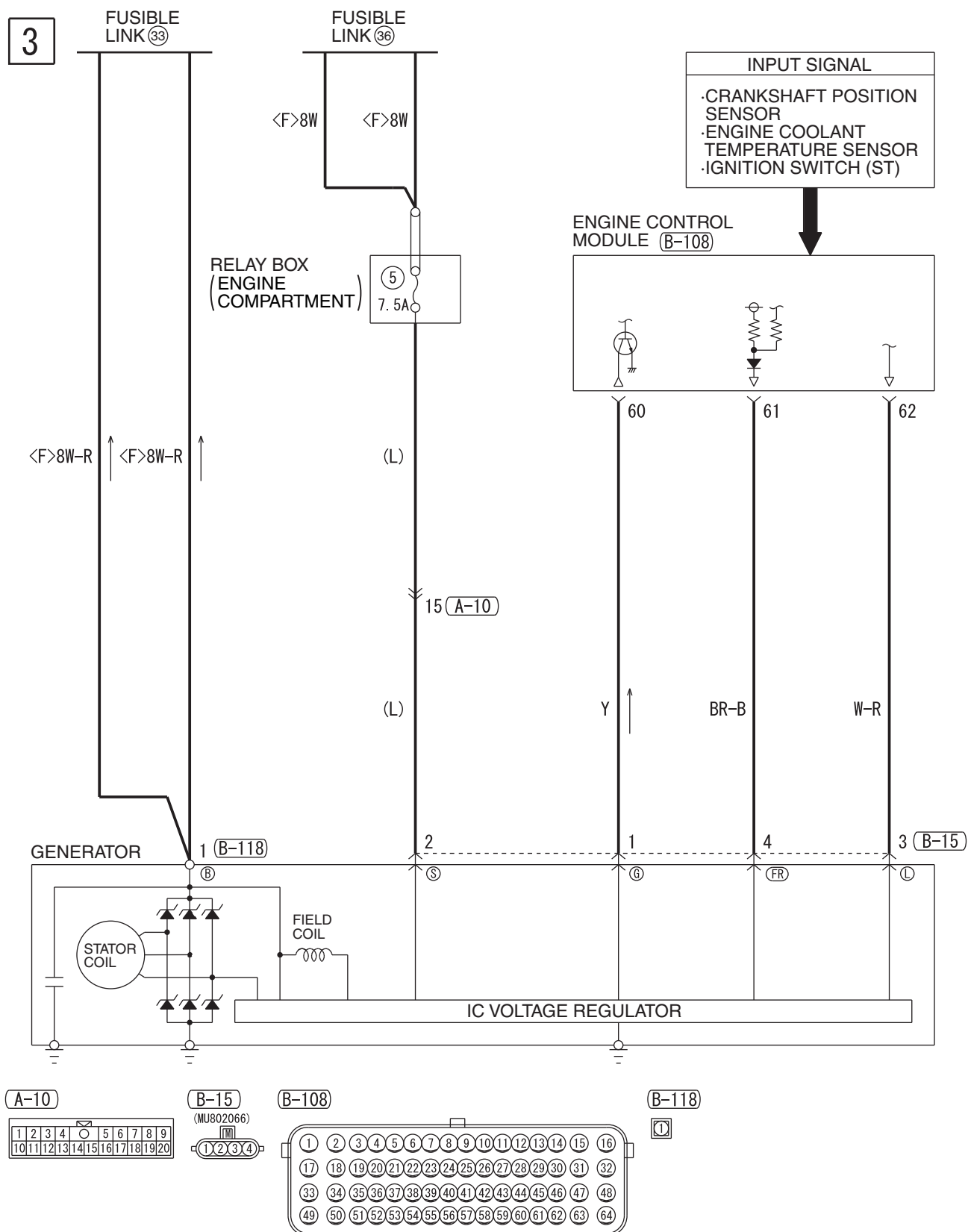


**WIRE COLOR CODE**

B : BLACK LG : LIGHT GREEN G : GREEN L : BLUE W : WHITE Y : YELLOW SB : SKY BLUE  
 BR : BROWN O : ORANGE GR : GRAY R : RED P : PINK V : VIOLET PU : PURPLE SI : SILVER

HAH04M00AB

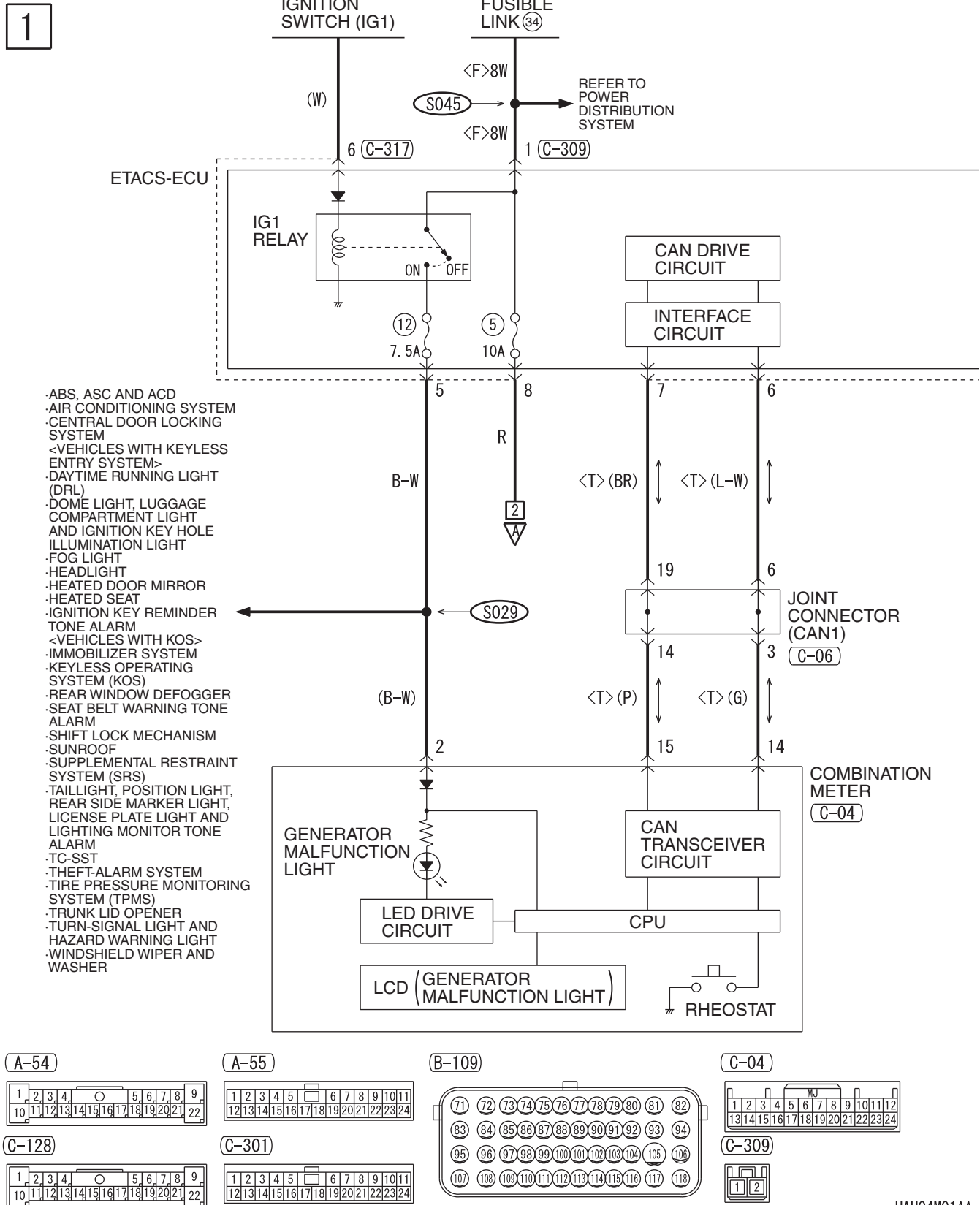
## CHARGING SYSTEM &lt;NON-TURBO&gt; (CONTINUED)



HAH04M00BA

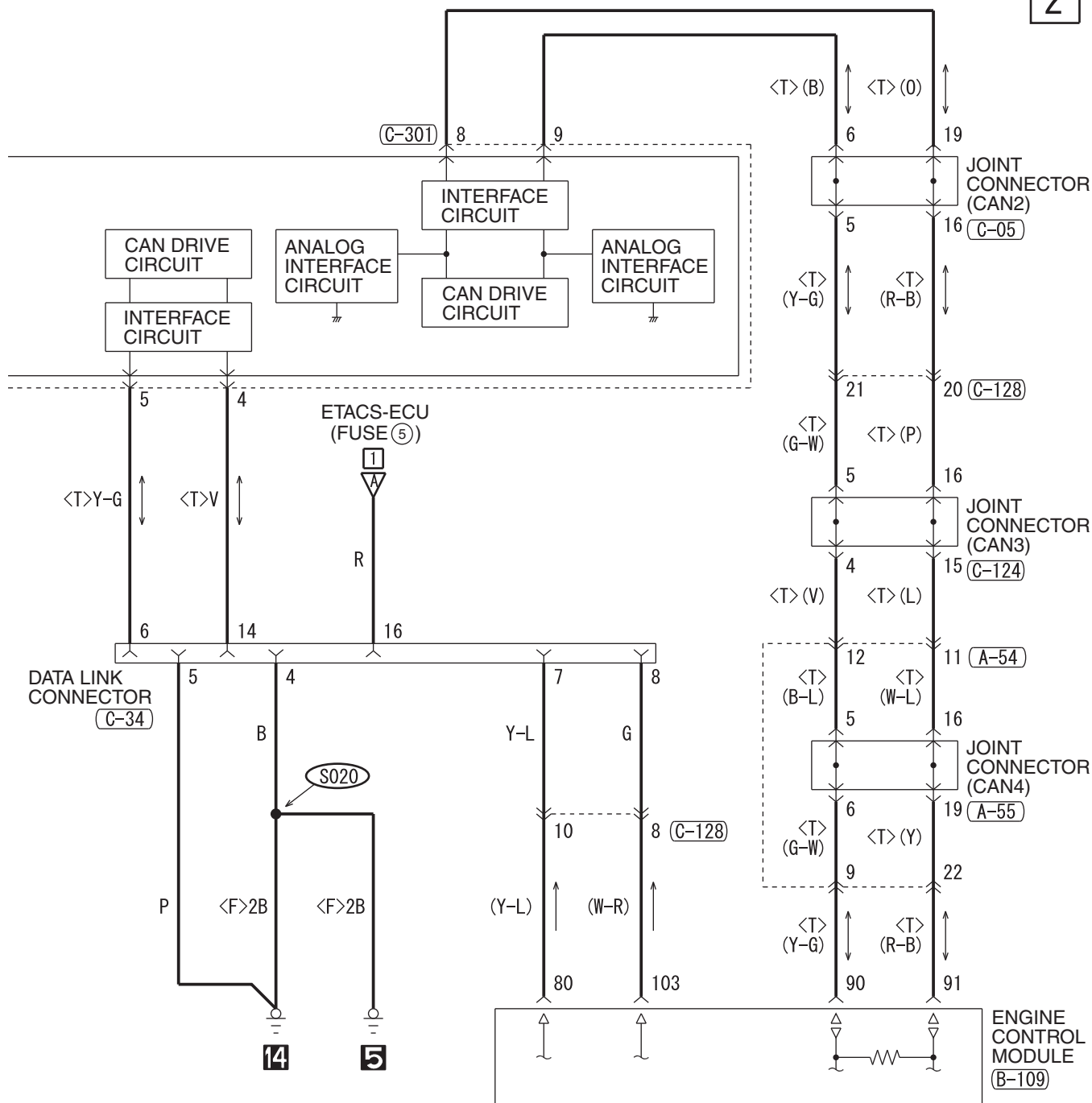
NOTES

## CHARGING SYSTEM &lt;TURBO&gt;





**2**



(C-05)

1	2	3	4	5	6	7	8	9	10	11
12	13	14	15	16	17	18	19	20	21	22
23	24									

(C-06)

1	2	3	4	5	6	7	8	9	10	11
12	13	14	15	16	17	18	19	20	21	22
23	24									

(C-34) FRONT SIDE

1	2	3	4	5	6	7	8
9	10	11	12	13	14	15	16

(C-124)

1	2	3	4	5	6	7	8	9	10	11
12	13	14	15	16	17	18	19	20	21	22
23	24									

(C-317)

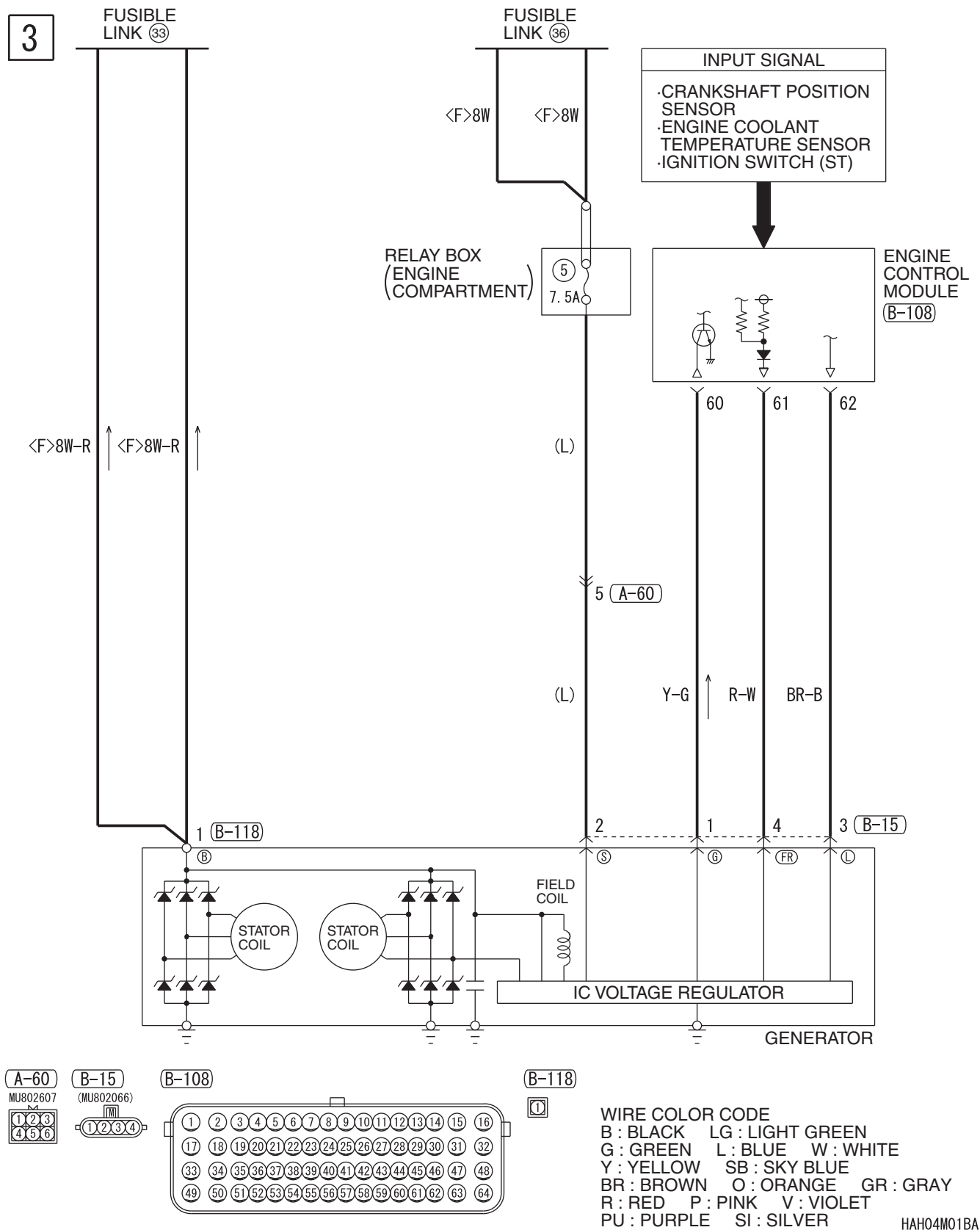
1	2	3	4	5	6	7
8	9	10	11	12	13	14
15						

**WIRE COLOR CODE**

B : BLACK   LG : LIGHT GREEN   G : GREEN   L : BLUE   W : WHITE  
Y : YELLOW   SB : SKY BLUE   BR : BROWN   O : ORANGE   GR : GRAY  
R : RED   P : PINK   V : VIOLET   PU : PURPLE   SI : SILVER

HAH04M01AB

## CHARGING SYSTEM &lt;TURBO&gt; (CONTINUED)

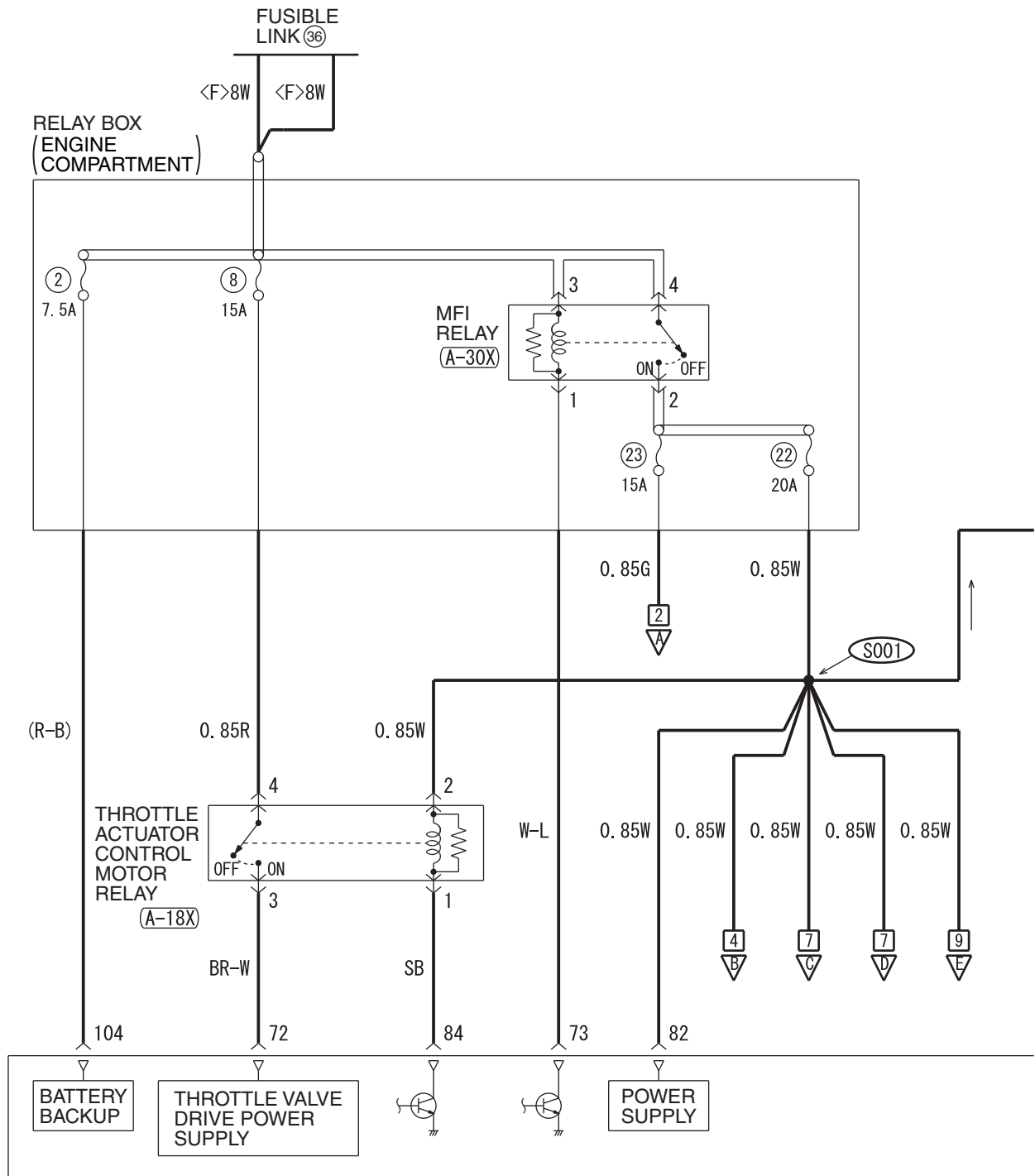


NOTES

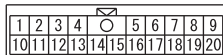
## MFI SYSTEM &lt;NON-TURBO&gt;

M1901000809454

1



(A-10)



(A-18X)



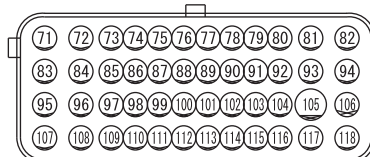
(A-21X)



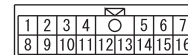
(A-30X)



(B-109)



(C-304)



(C-307)

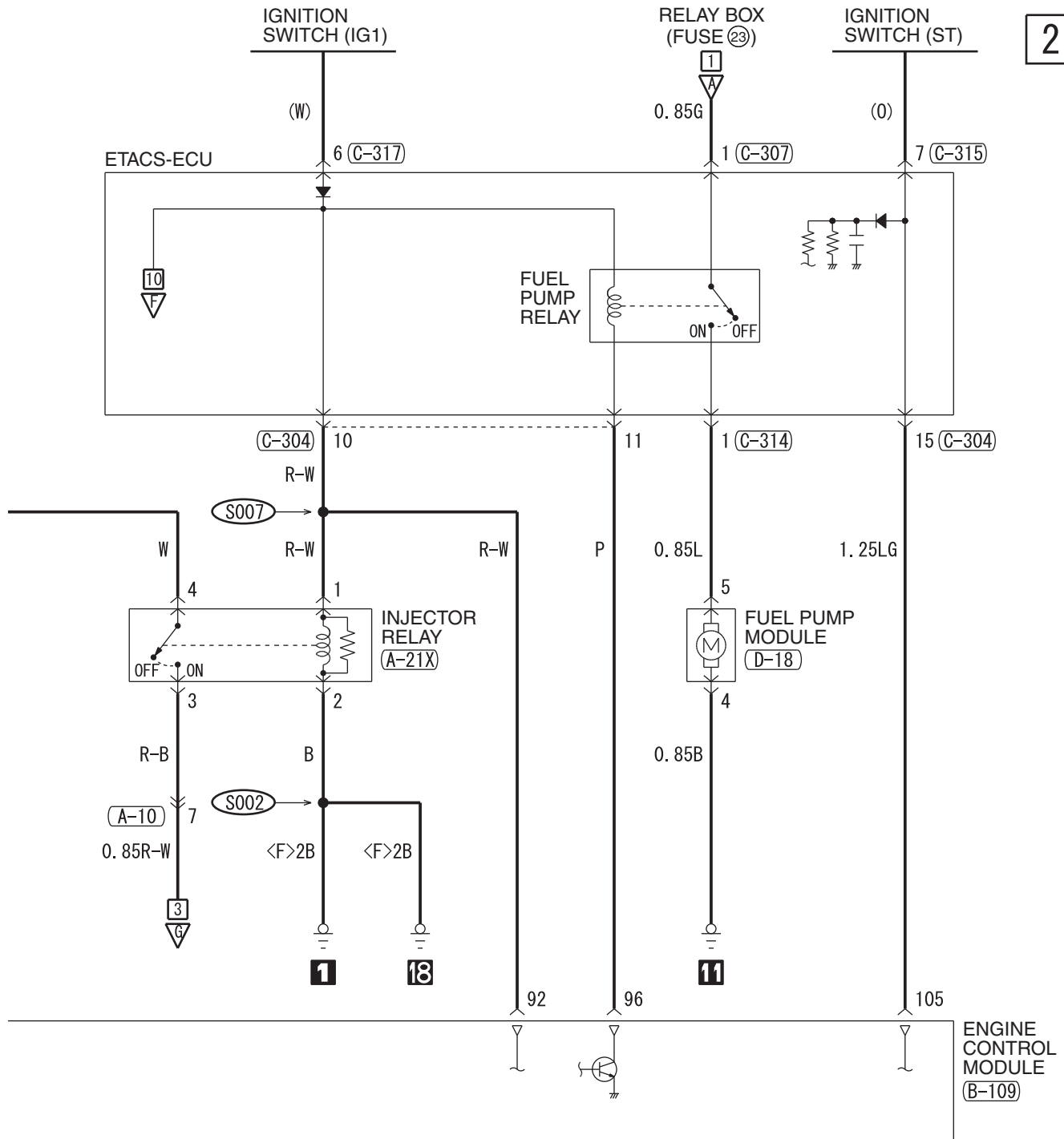


(C-314)



HAH05M00AA

**2**



**C-315**  
MU801890

1	2
3	4
5	6
7	8
9	10
11	12
13	14
15	16
17	18
19	

**C-317**

1	2	3	4	5	6	7
8	9	10	11	12	13	14
15						

**D-18**  
(MU802058)

1	2	3
4	5	6

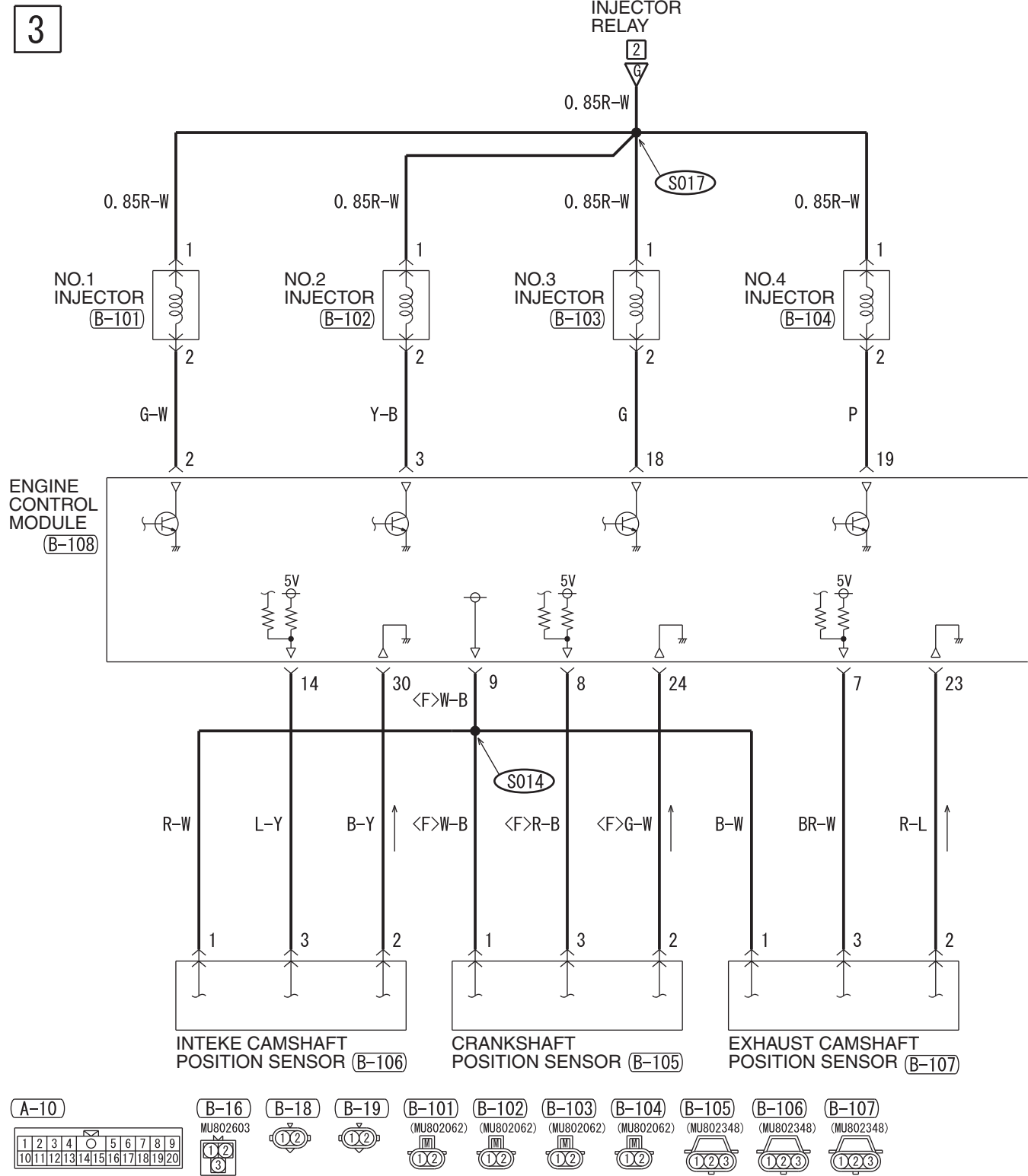
**WIRE COLOR CODE**

B : BLACK LG : LIGHT GREEN G : GREEN L : BLUE W : WHITE Y : YELLOW SB : SKY BLUE  
BR : BROWN O : ORANGE GR : GRAY R : RED P : PINK V : VIOLET PU : PURPLE SI : SILVER

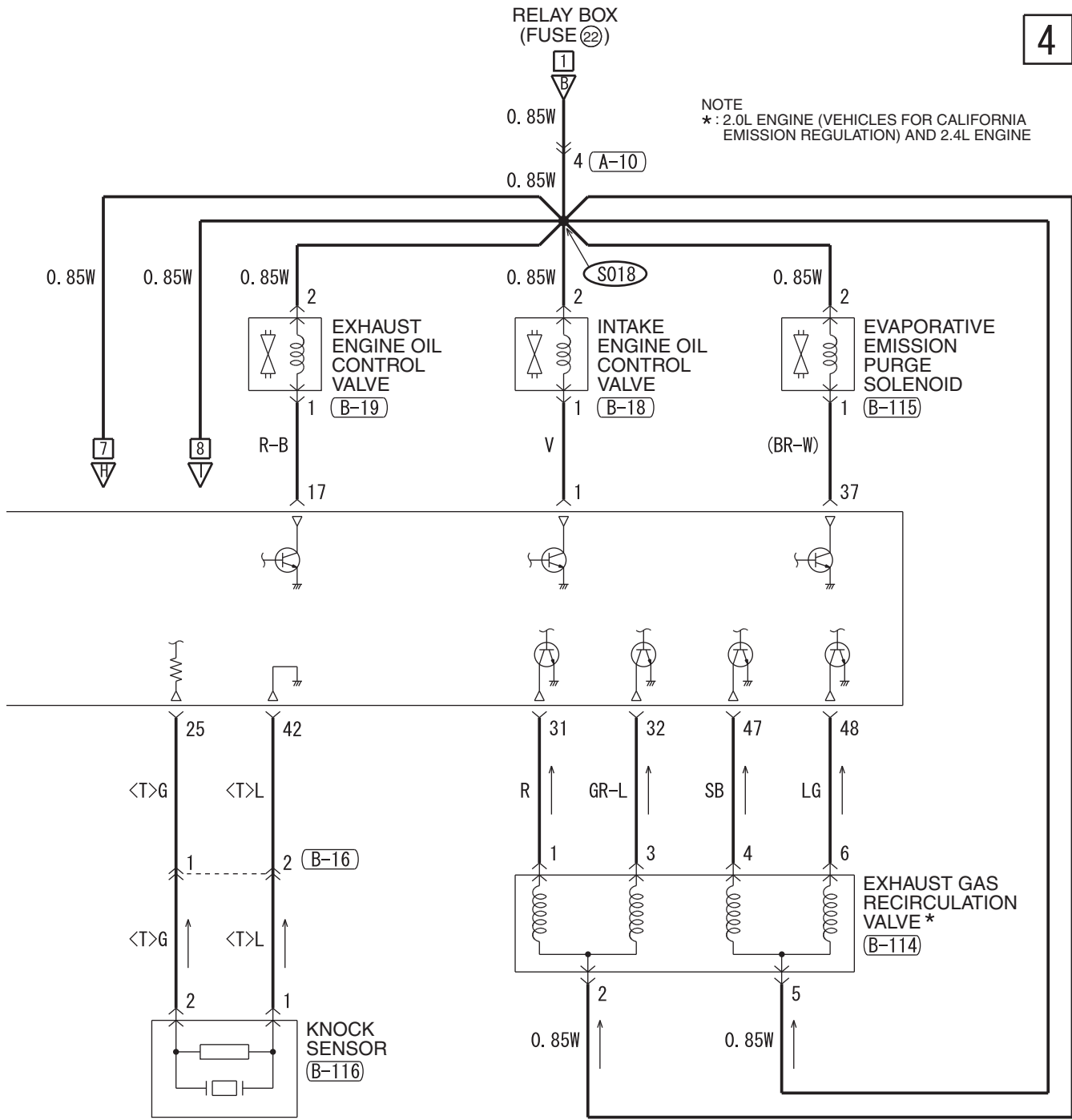
HAH05M00AB

**TSB Revision**

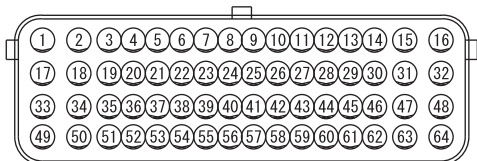
MFI SYSTEM <NON-TURBO> (CONTINUED)



**4**



(B-108)



(B-114)  
(MU802056)



(B-115)  
(MU802779)



(B-116)  
(MU802722)



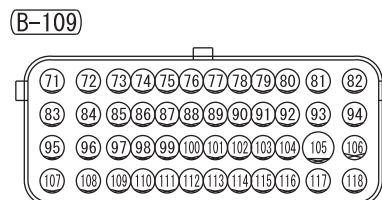
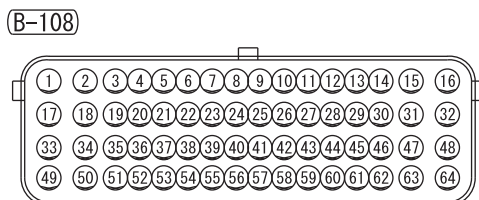
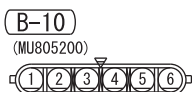
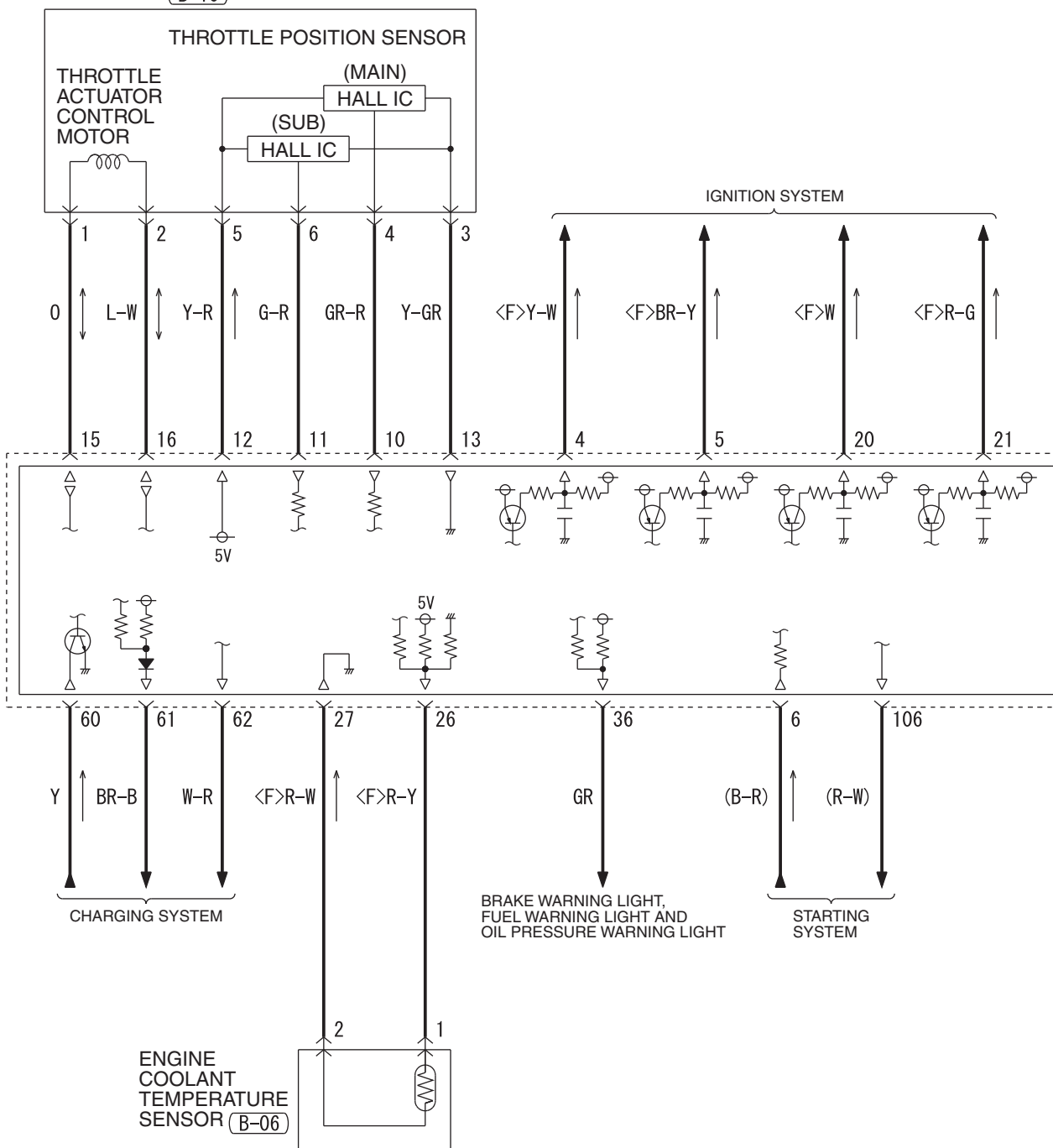
**WIRE COLOR CODE**

B: BLACK LG: LIGHT GREEN  
 G: GREEN L: BLUE W: WHITE  
 Y: YELLOW SB: SKY BLUE  
 BR: BROWN O: ORANGE GR: GRAY  
 R: RED P: PINK V: VIOLET  
 PU: PURPLE SI: SILVER

HAH05M00BB

## MFI SYSTEM &lt;NON-TURBO&gt; (CONTINUED)

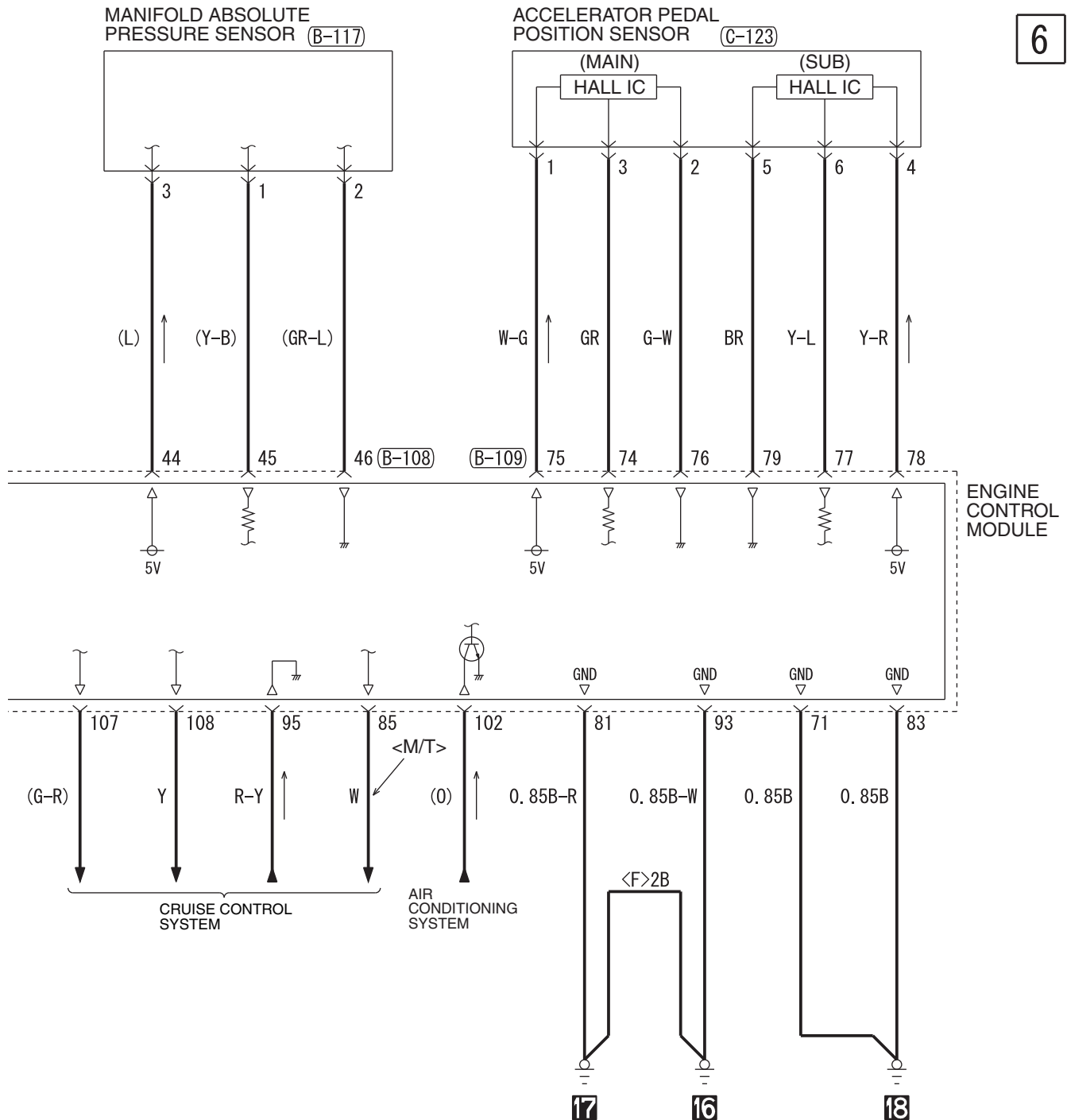
5

THROTTLE BODY  
ASSEMBLY (B-10)

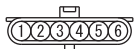
HAH05M00CA



**6**



(C-123)

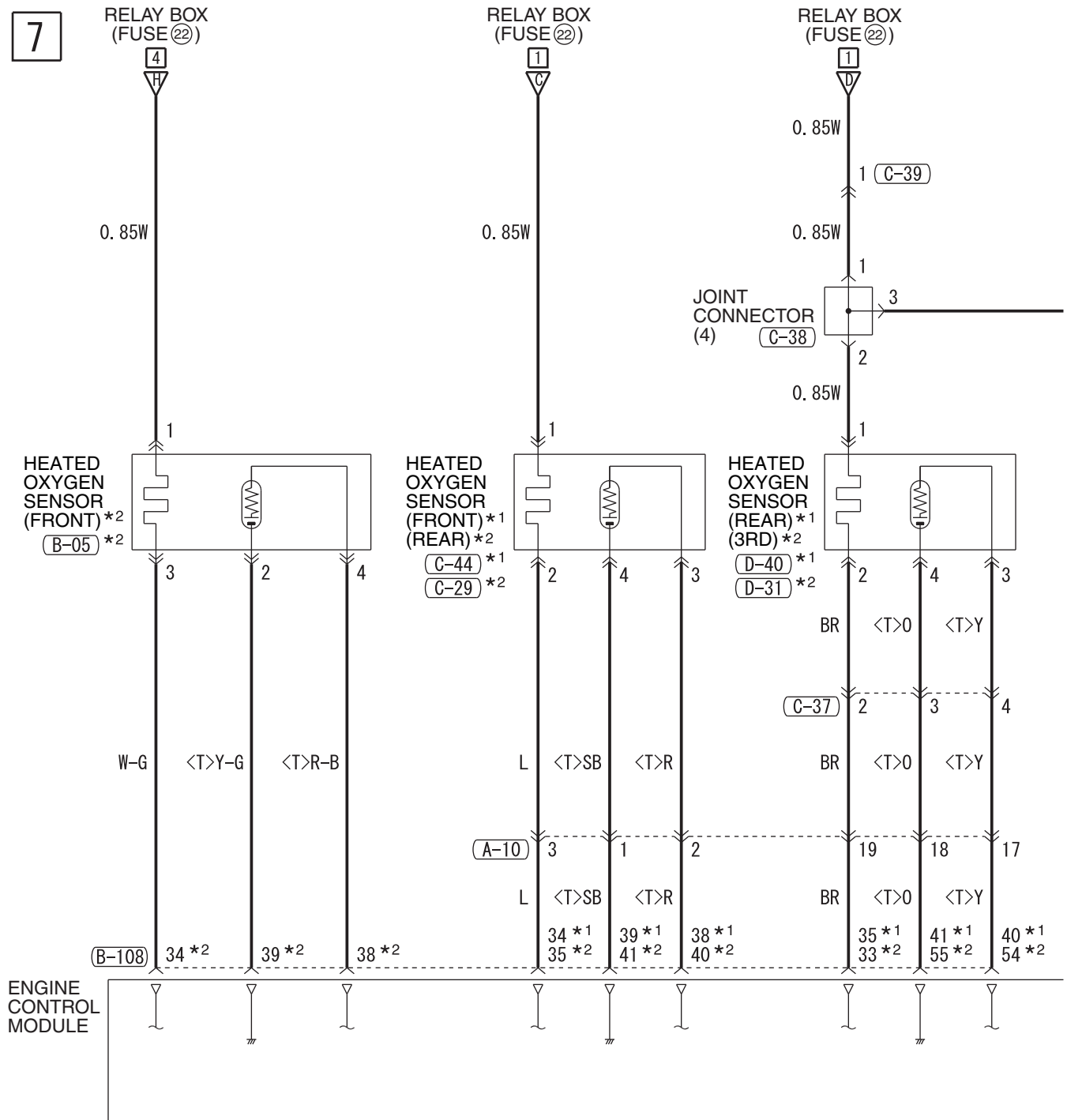


**WIRE COLOR CODE**

B : BLACK LG : LIGHT GREEN G : GREEN L : BLUE W : WHITE Y : YELLOW SB : SKY BLUE  
 BR : BROWN O : ORANGE GR : GRAY R : RED P : PINK V : VIOLET PU : PURPLE SI : SILVER

HAH05M00CB

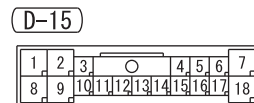
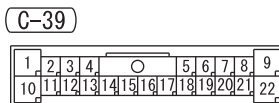
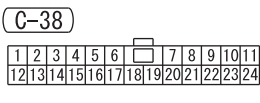
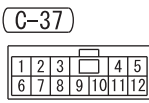
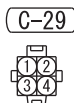
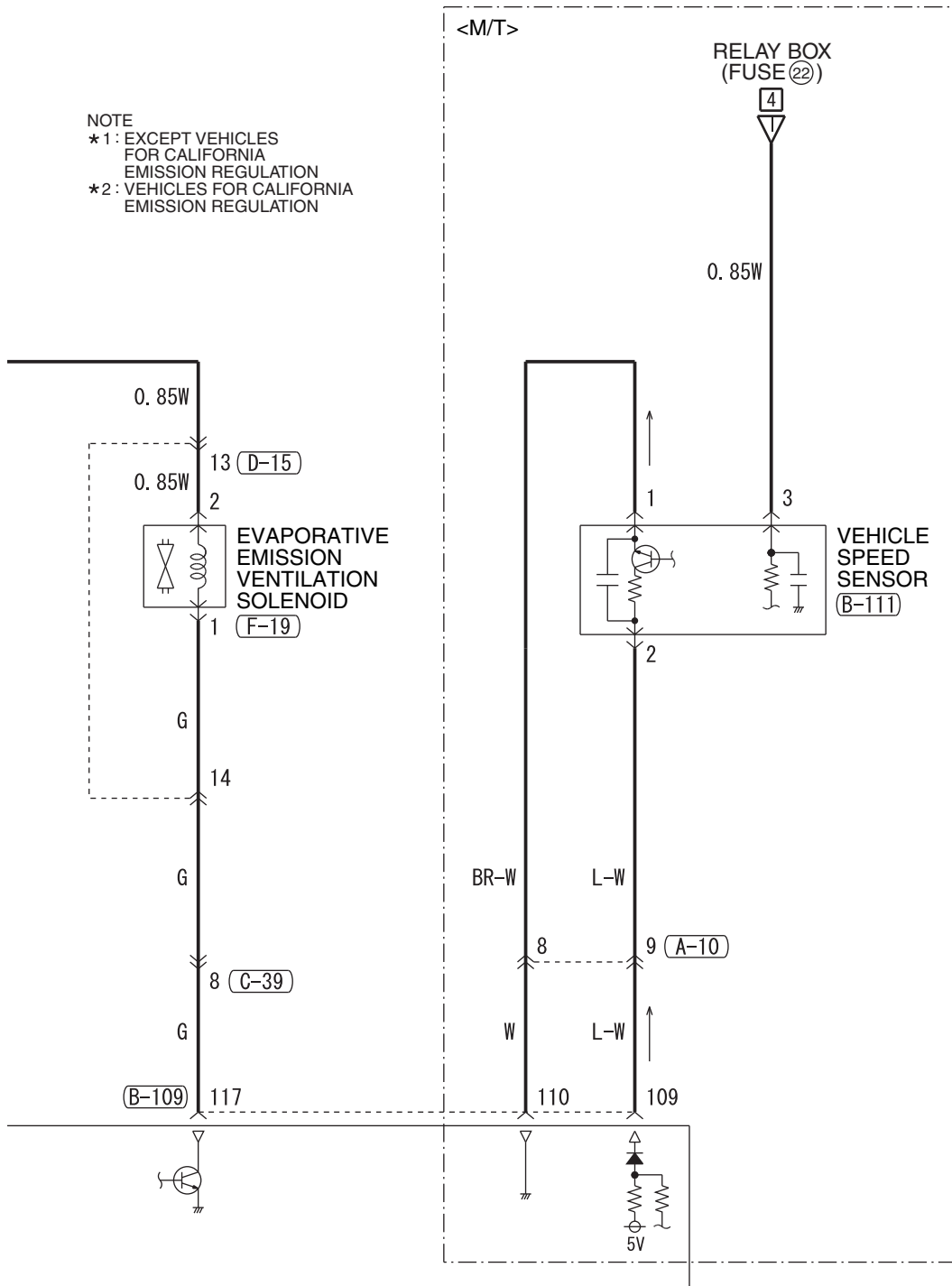
## MFI SYSTEM &lt;NON-TURBO&gt; (CONTINUED)



HAH05M00DA

**NOTE**

- \*1: EXCEPT VEHICLES  
FOR CALIFORNIA  
EMISSION REGULATION
- \*2: VEHICLES FOR CALIFORNIA  
EMISSION REGULATION



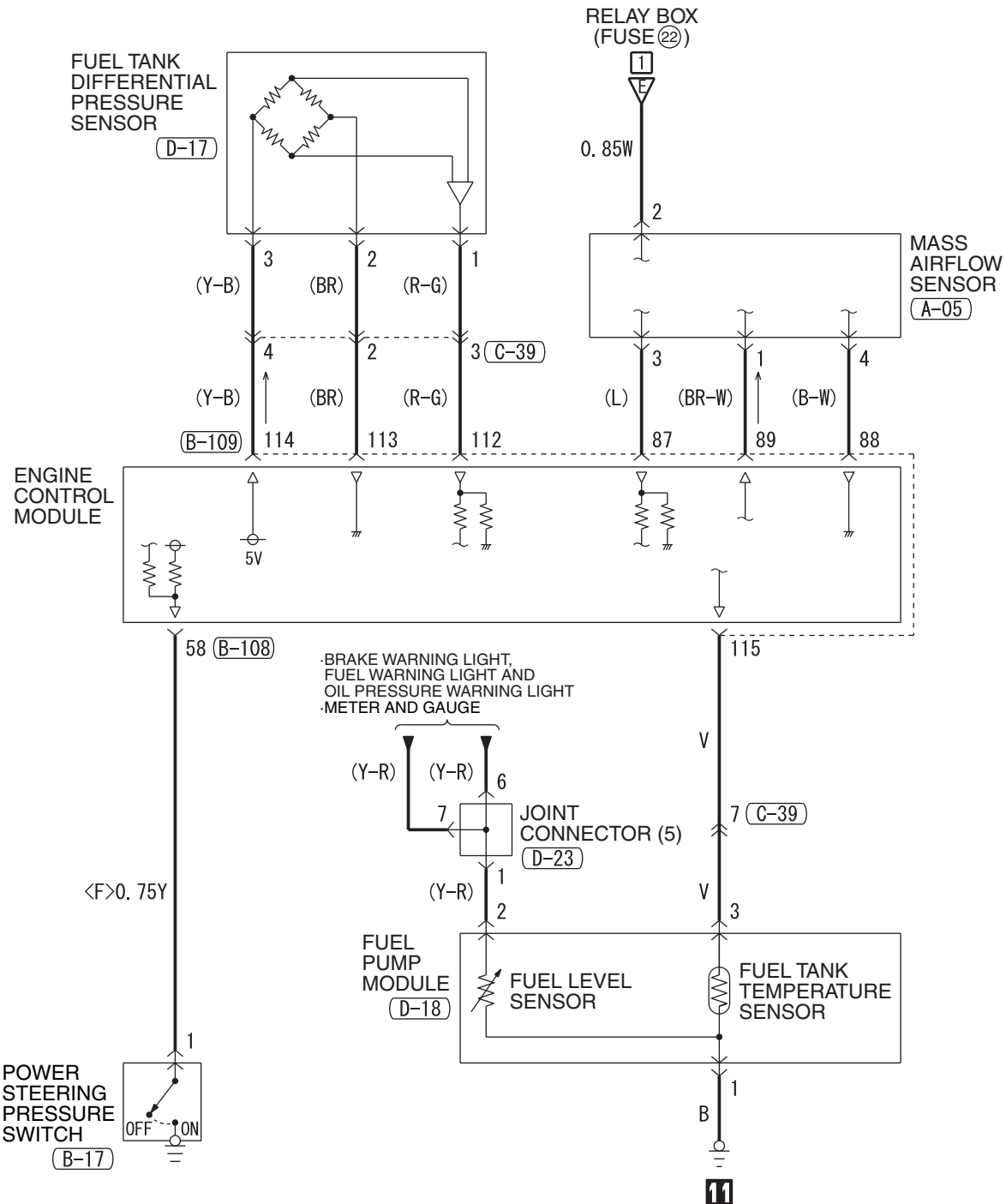
**WIRE COLOR CODE**

B : BLACK LG : LIGHT GREEN G : GREEN L : BLUE W : WHITE Y : YELLOW SB : SKY BLUE  
BR : BROWN O : ORANGE GR : GRAY R : RED P : PINK V : VIOLET PU : PURPLE SI : SILVER

HAH05M00DB

## MFI SYSTEM &lt;NON-TURBO&gt; (CONTINUED)

9

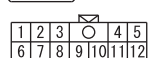


A-05

(MU805110)



D-23




B-17

(MU801211)




B-108

(MU801211)



B-109

(MU801211)

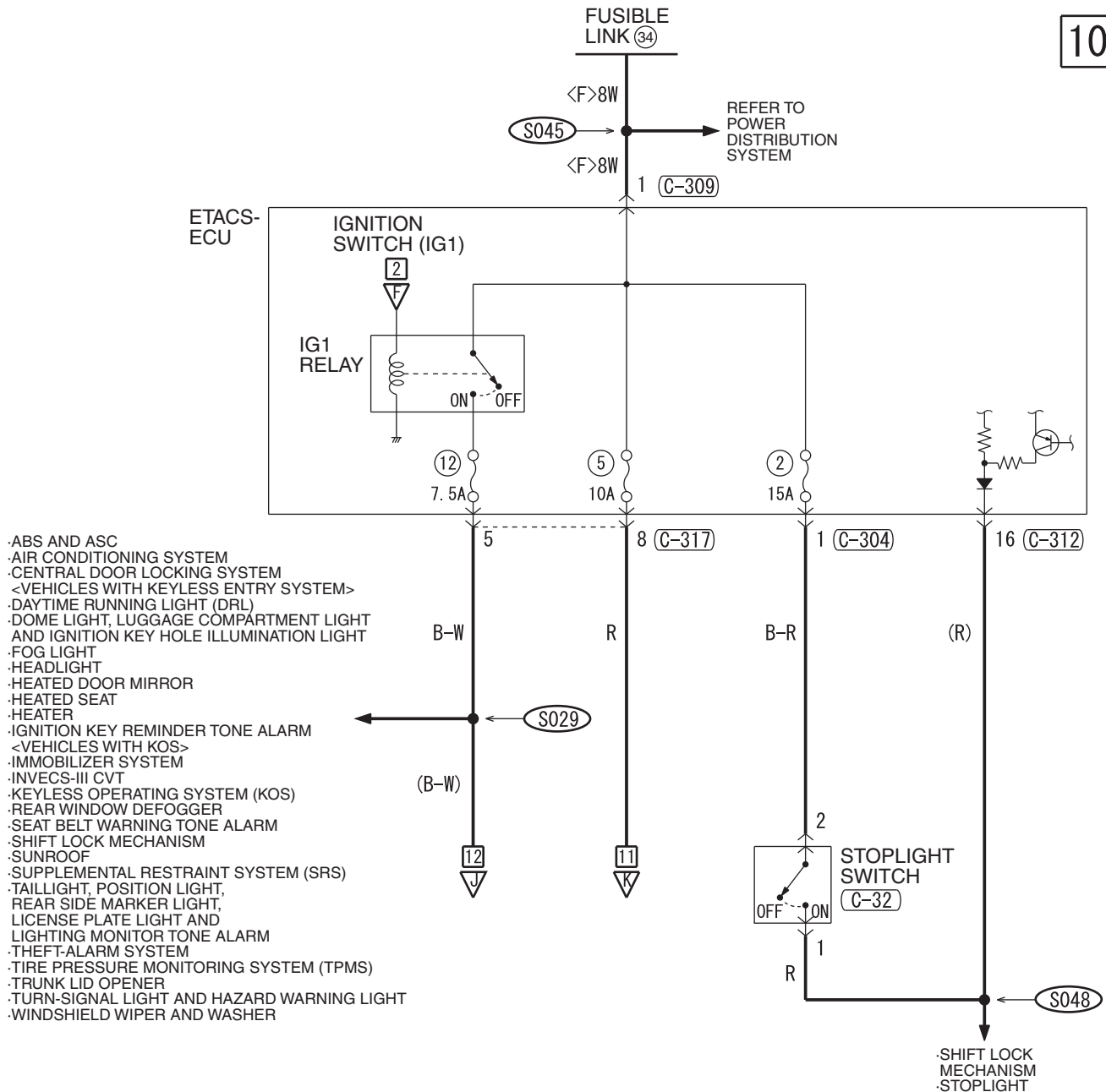


C-32

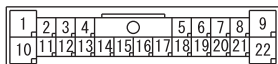
(MU801491)



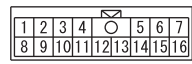
**10**



**C-39**



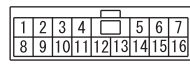
**C-304**



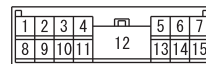
**C-309**



**C-312**



**C-317**



**D-17**



**D-18**



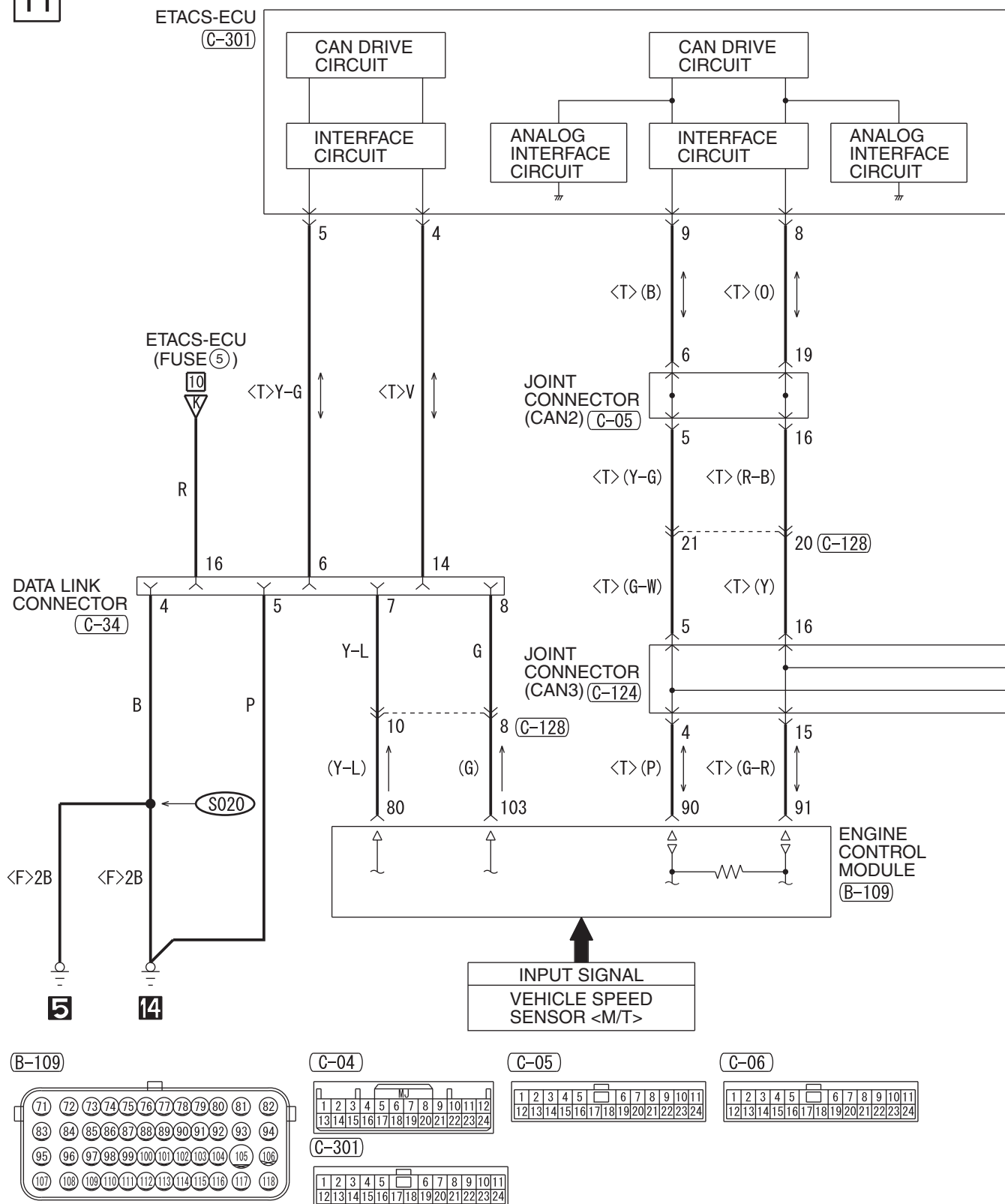
**WIRE COLOR CODE**

B : BLACK LG : LIGHT GREEN G : GREEN L : BLUE W : WHITE Y : YELLOW SB : SKY BLUE  
BR : BROWN O : ORANGE GR : GRAY R : RED P : PINK V : VIOLET PU : PURPLE SI : SILVER

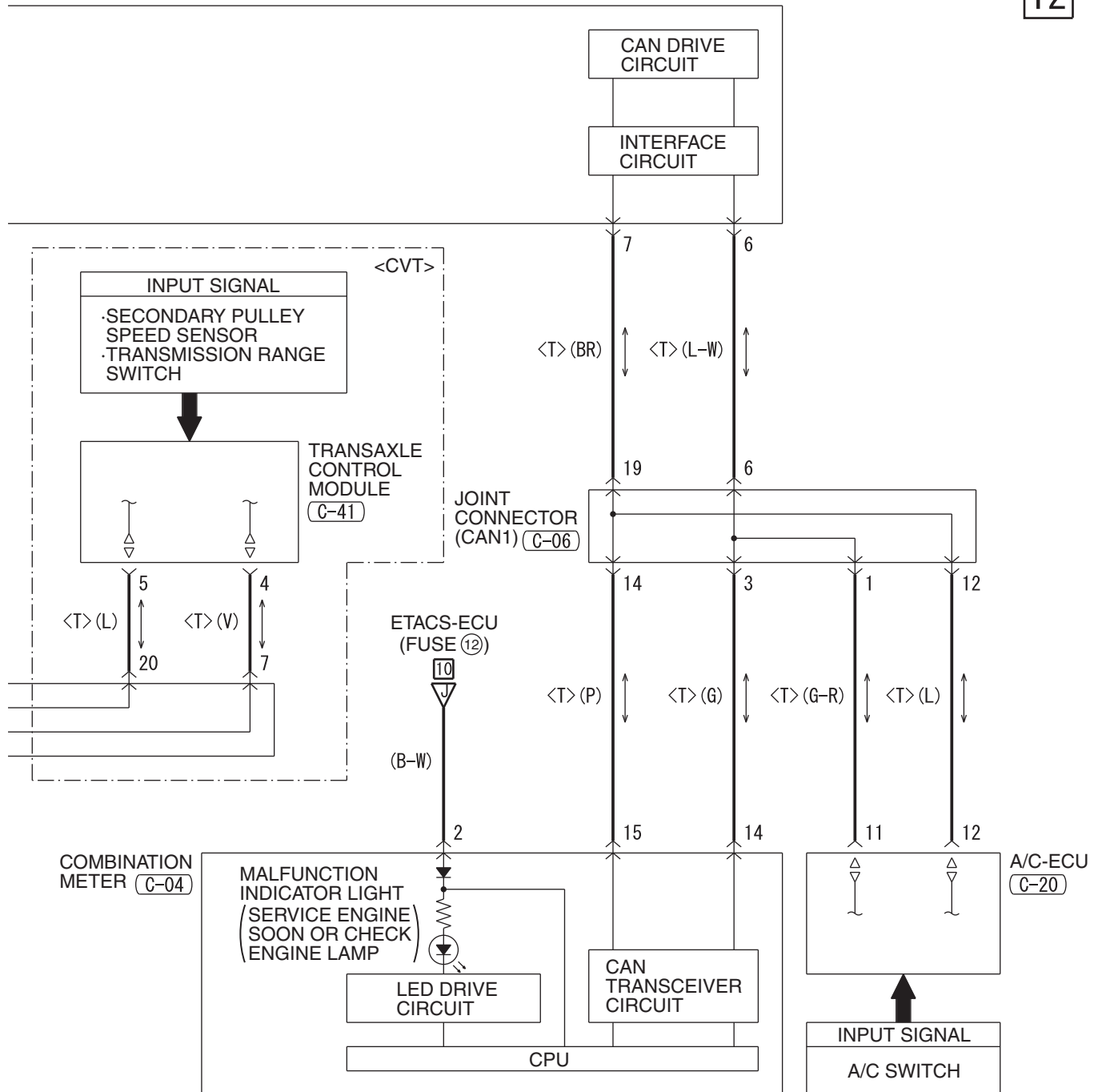
HAH05M00EB

## MFI SYSTEM &lt;NON-TURBO&gt; (CONTINUED)

11



12



(C-20)

(MU801585)

1	2	3	4	5	6	7	8	9	10
11	12	13	14	15	16	17	18	19	20

(C-34)

FRONT SIDE

1	2	3	4	5	6	7	8
9	10	11	12	13	14	15	16

(C-41)

1	2	3	4	5	6	7	8	9	10	11	12	13
14	15	16	17	18	19	20	21	22	23	24	25	26

(C-124)

1	2	3	4	5		6	7	8	9	10	11	
12	13	14	15	16	17	18	19	20	21	22	23	24

(C-128)

1	2	3	4					5	6	7	8	9
10	11	12	13	14	15	16	17	18	19	20	21	22

WIRE COLOR CODE

B: BLACK LG: LIGHT GREEN G: GREEN L: BLUE W: WHITE Y: YELLOW SB: SKY BLUE  
BR: BROWN O: ORANGE GR: GRAY R: RED P: PINK V: VIOLET PU: PURPLE SI: SILVER

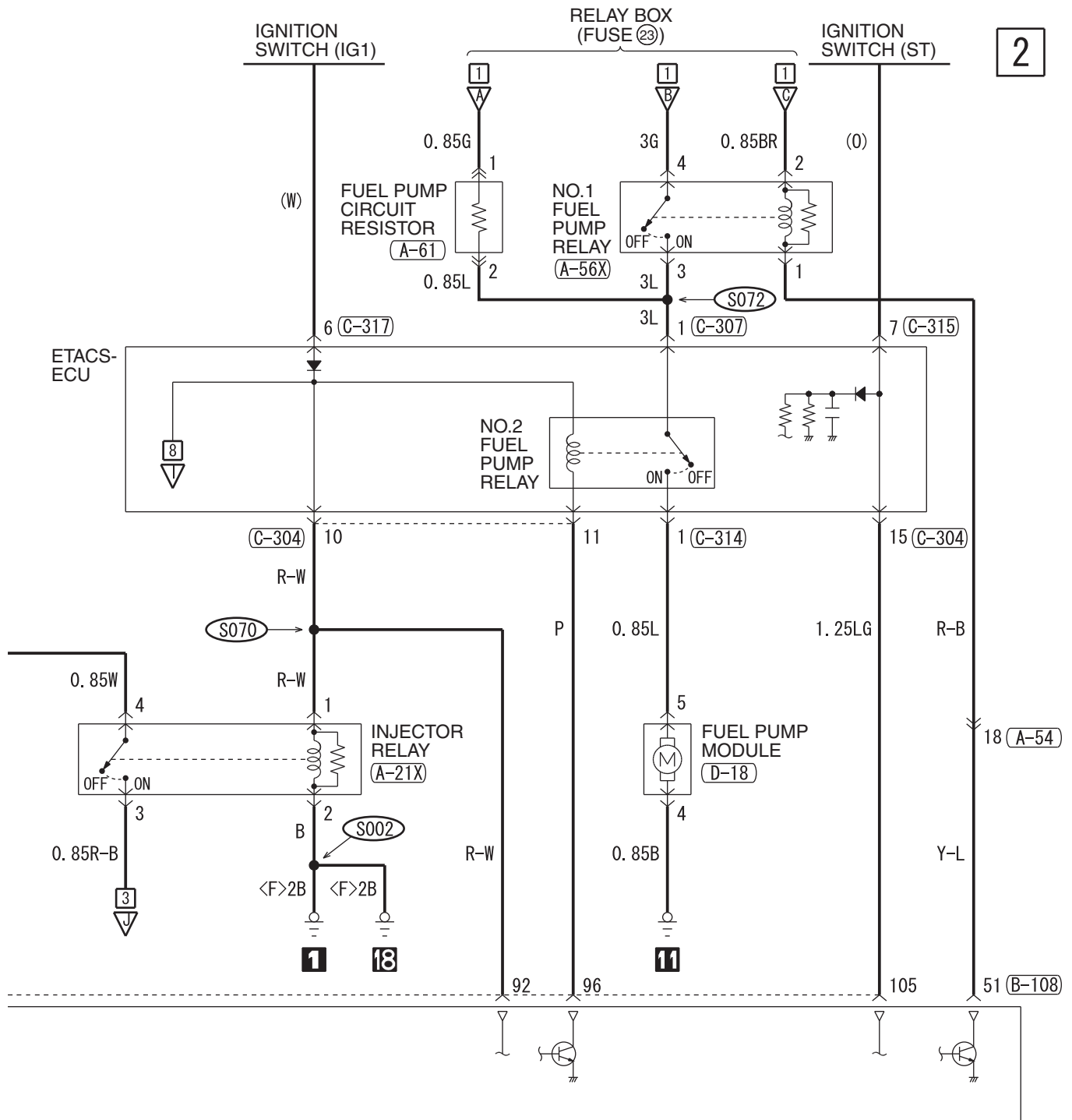
HAH05M00FB

## M1901000809465

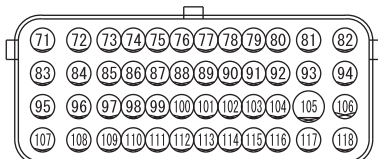




2



(B-109)



(C-304)



(C-307)



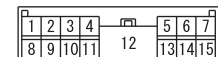
(C-314)



(C-315)



(C-317)

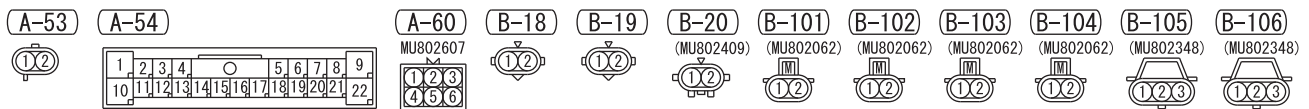


WIRE COLOR CODE

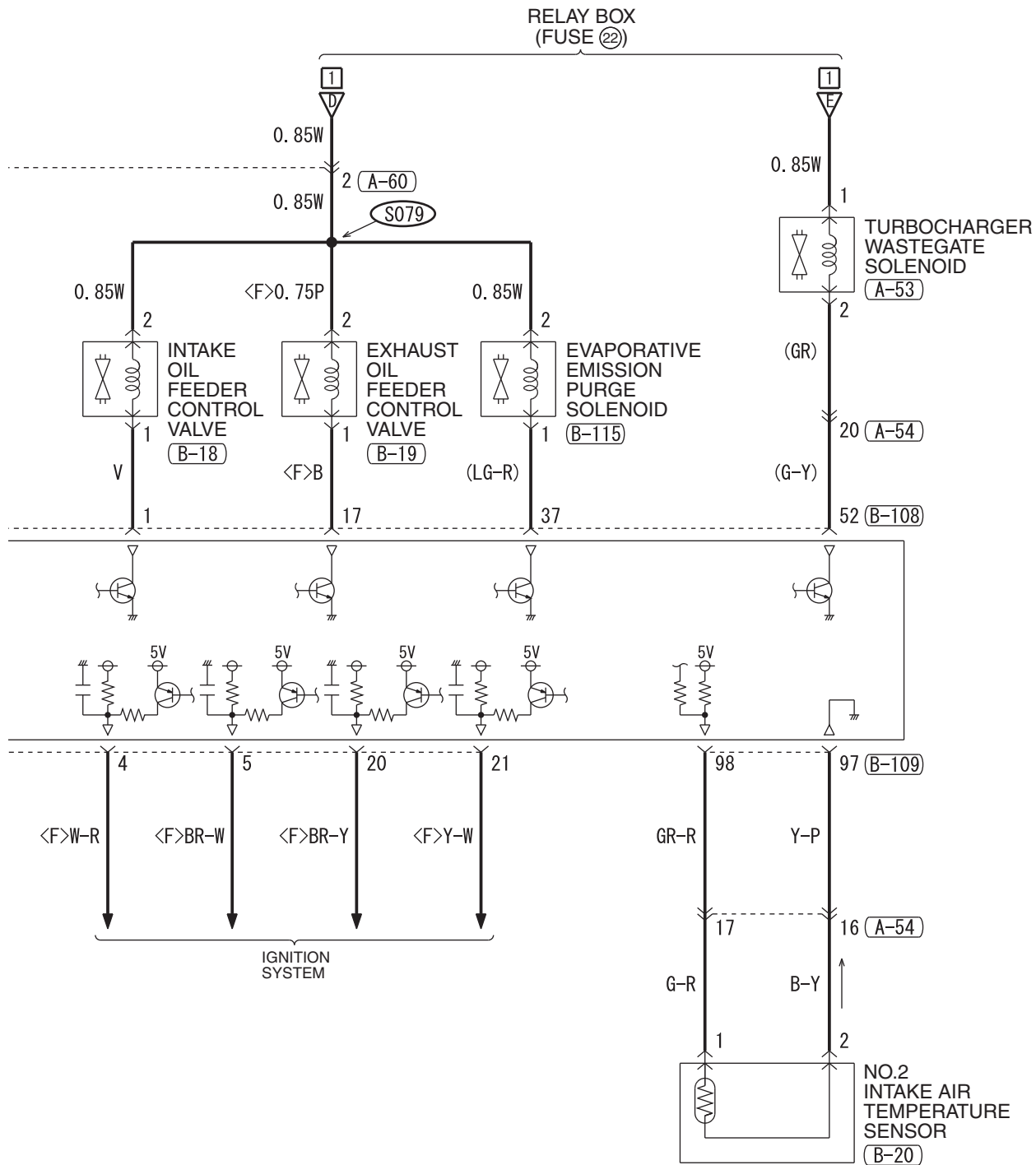
B : BLACK LG : LIGHT GREEN G : GREEN L : BLUE W : WHITE  
Y : YELLOW SB : SKY BLUE BR : BROWN O : ORANGE GR : GRAY  
R : RED P : PINK V : VIOLET PU : PURPLE SI : SILVER

HAH05M01AB

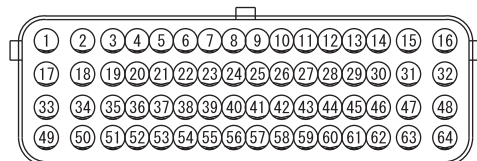
## 3



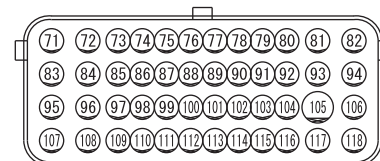
4



B-108

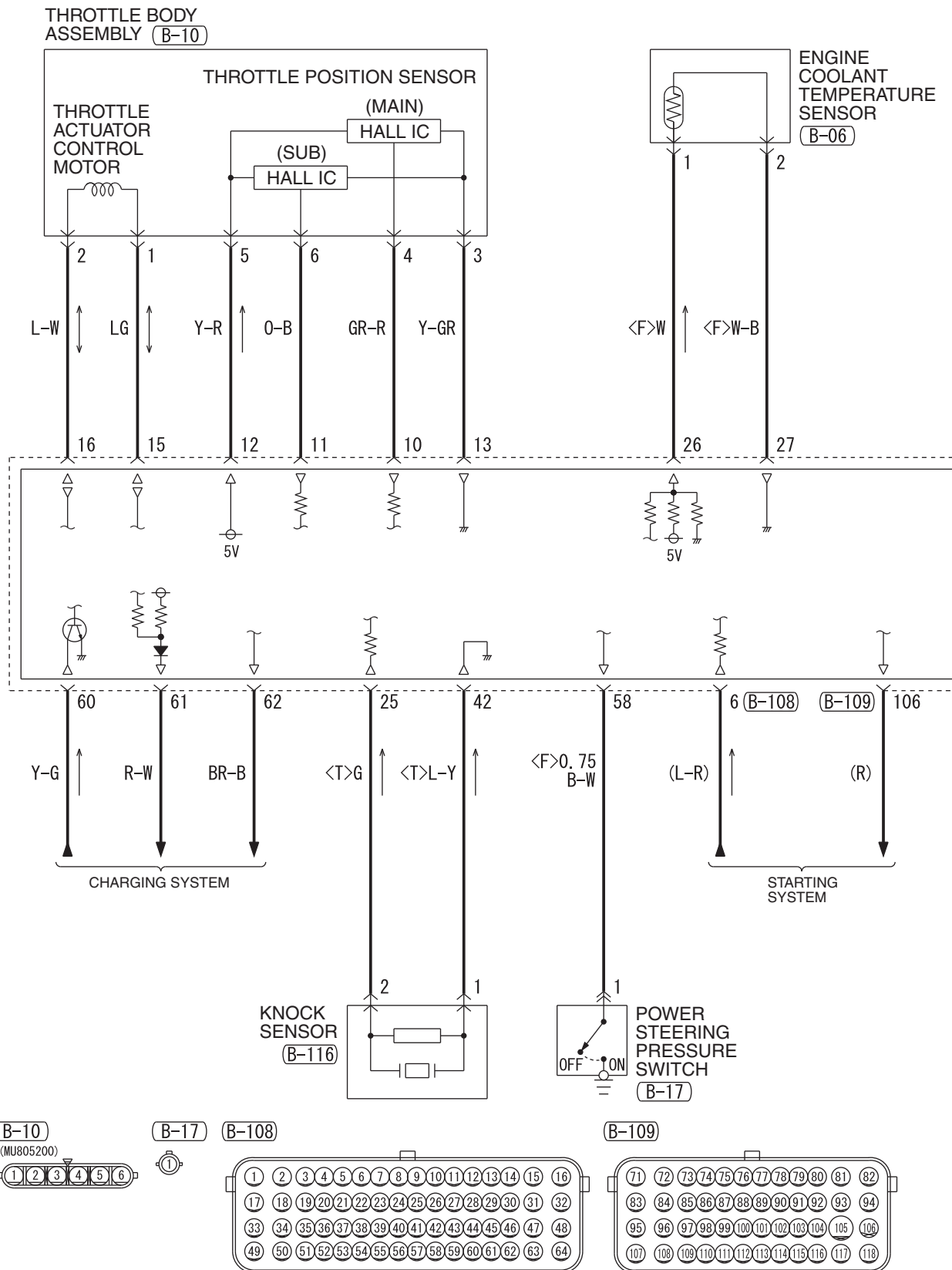


B-109




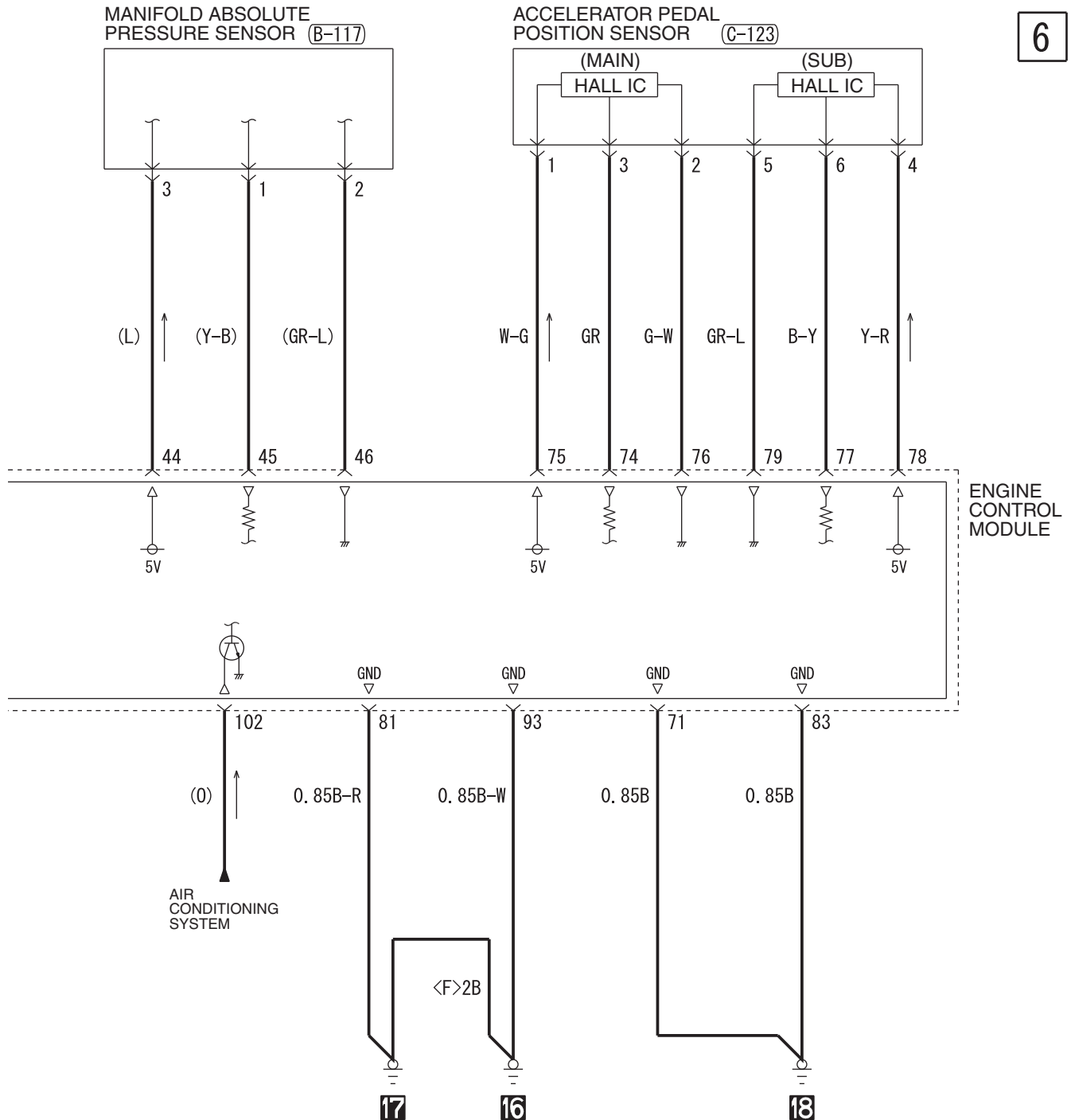
MFI SYSTEM <TURBO> (CONTINUED)

5



HAH05M01CA

6

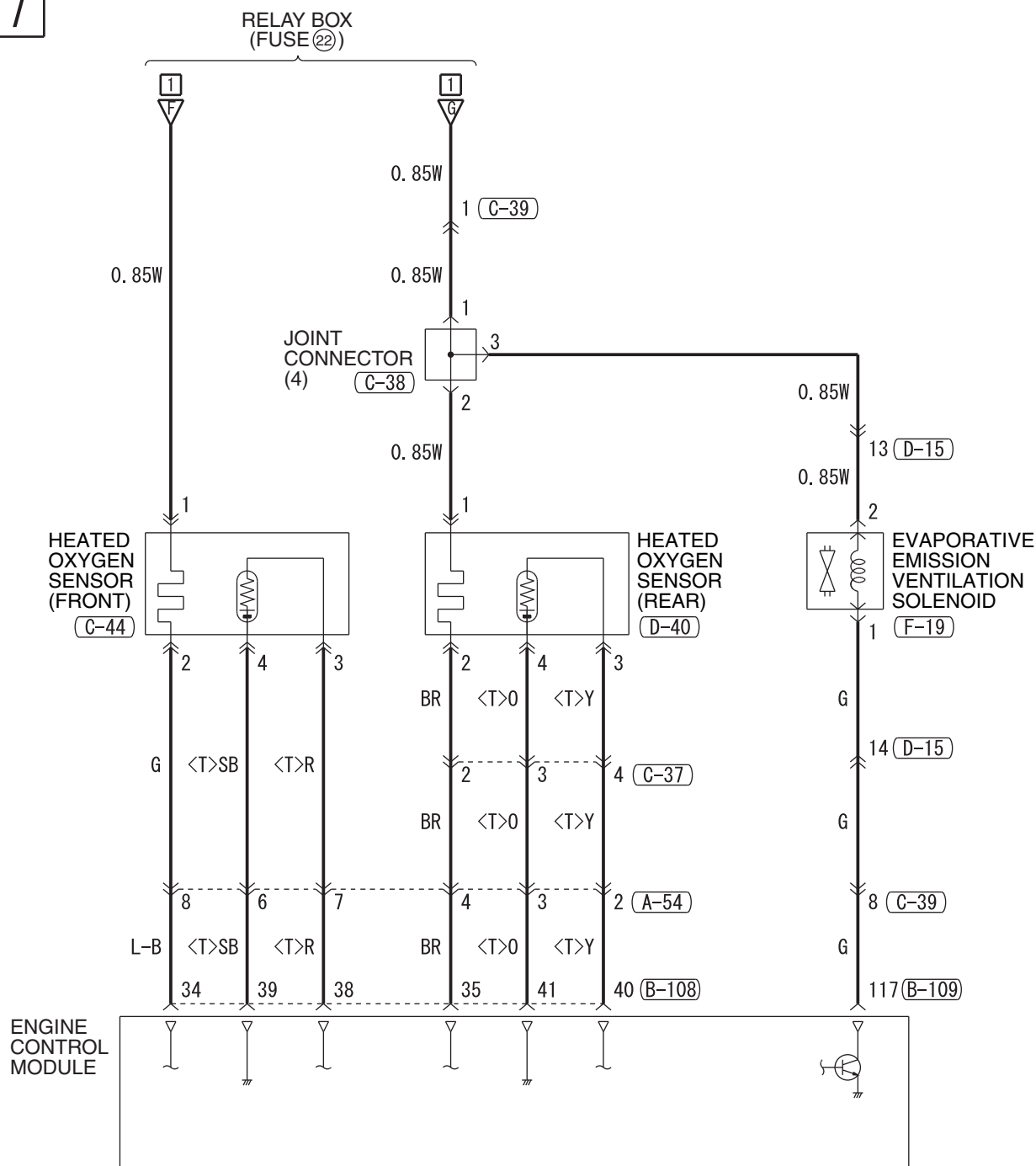


WIRE COLOR CODE  
B: BLACK LG: LIGHT GREEN G: GREEN L: BLUE W: WHITE Y: YELLOW SB: SKY BLUE  
BR: BROWN O: ORANGE GR: GRAY R: RED P: PINK V: VIOLET PU: PURPLE SI: SILVER

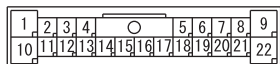
HAH05M01CB

## MFI SYSTEM &lt;TURBO&gt; (CONTINUED)

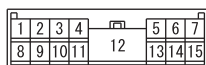
7



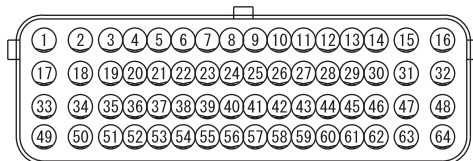
(A-54)



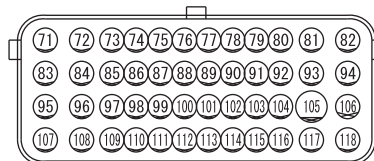
(C-317)



(B-108)



(B-109)

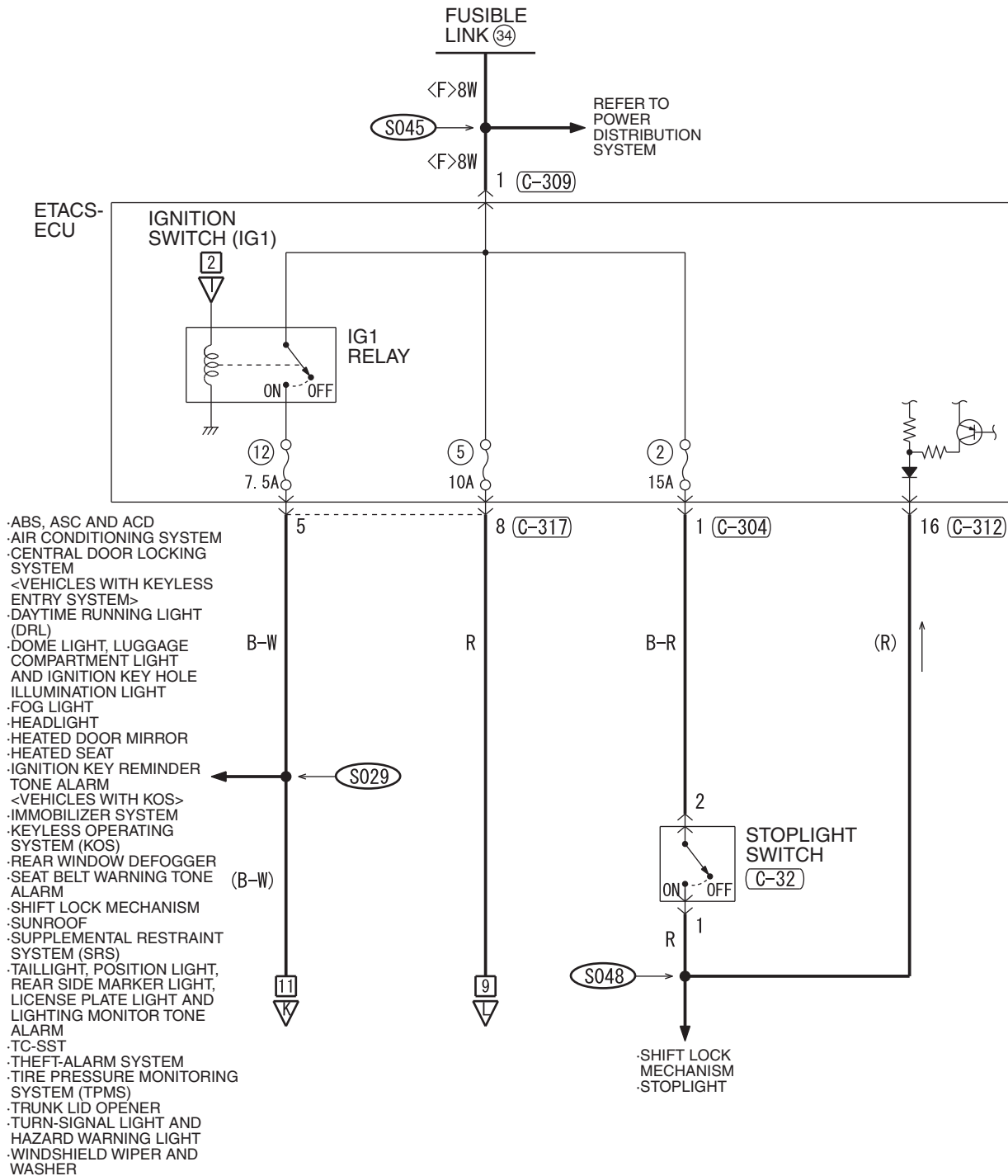


(C-32)



HAH05M01DA

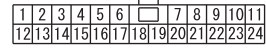
8



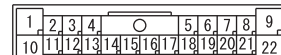
(C-37)



(C-38)



(C-39)



(C-44)



(C-304)



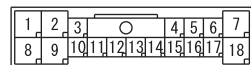
(C-309)



(C-312)



(D-15)



(D-40)



(F-19)



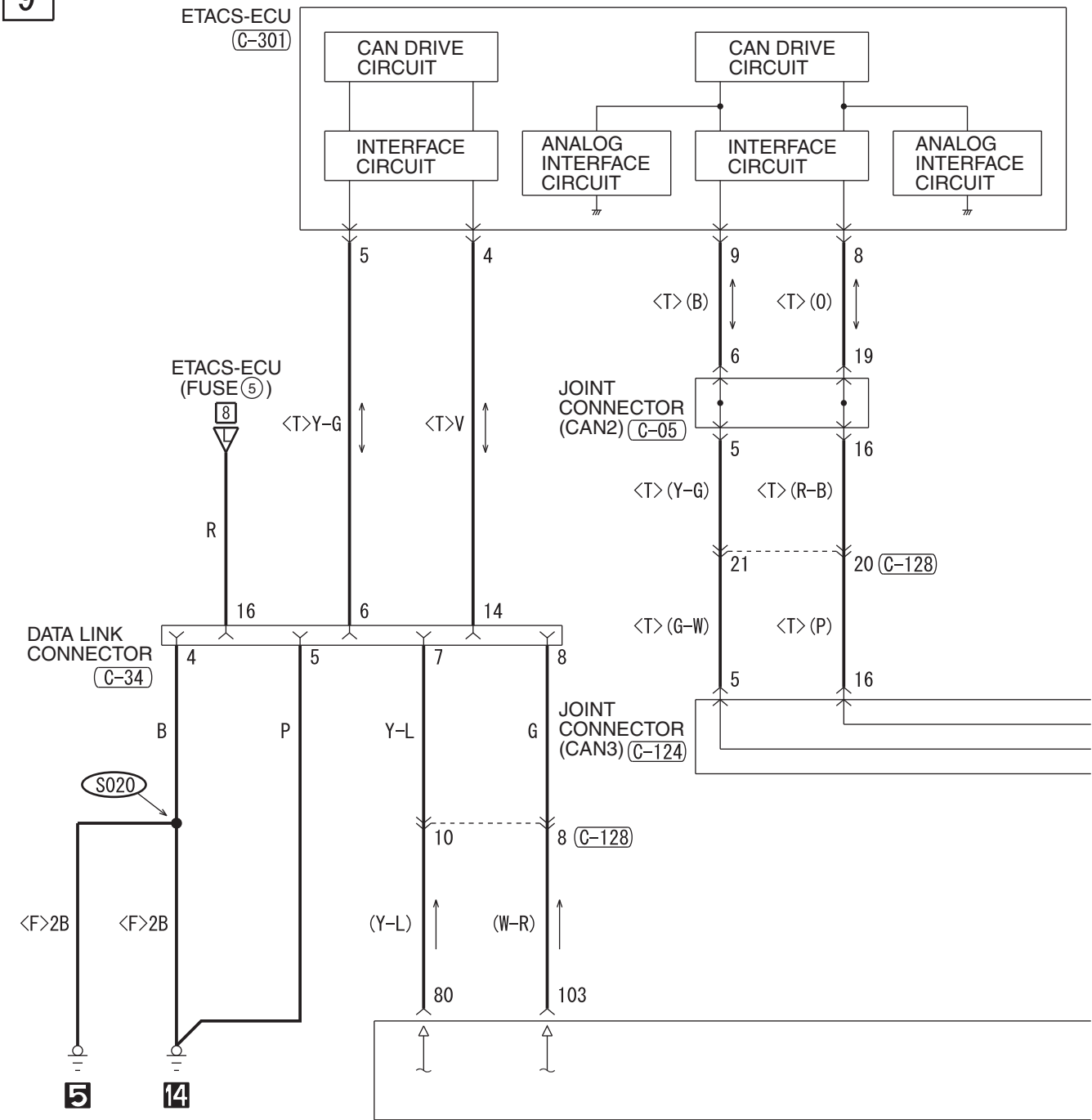
WIRE COLOR CODE

B : BLACK LG : LIGHT GREEN G : GREEN L : BLUE W : WHITE  
Y : YELLOW SB : SKY BLUE BR : BROWN O : ORANGE GR : GRAY  
R : RED P : PINK V : VIOLET PU : PURPLE SI : SILVER

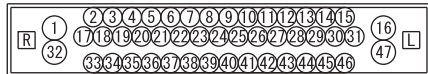
HAH05M01DB

MFI SYSTEM <TURBO> (CONTINUED)

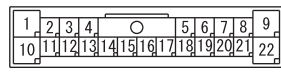
9



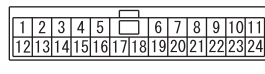
A-51



A-54



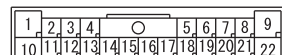
A-55



C-124



C-128



C-301

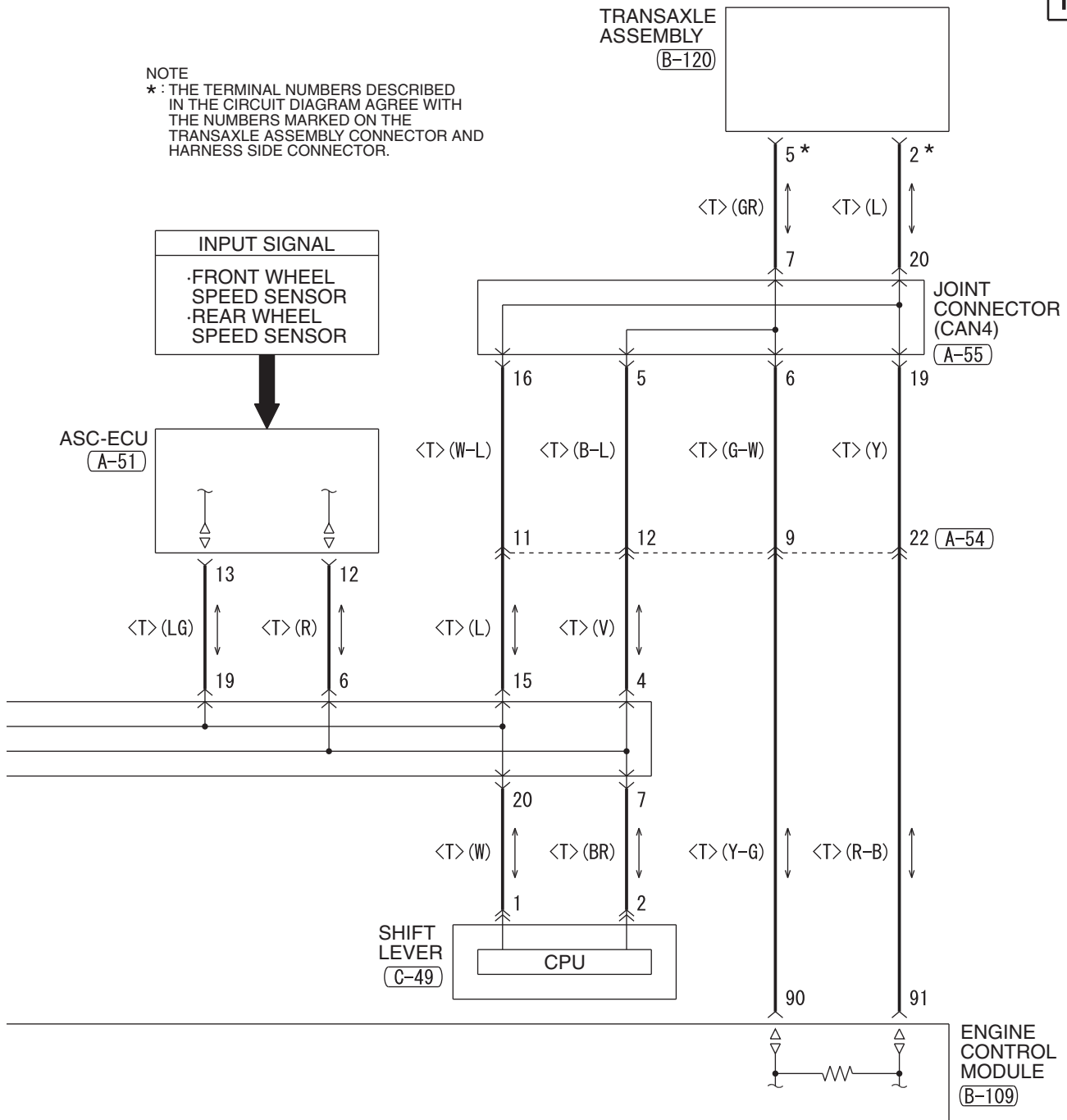




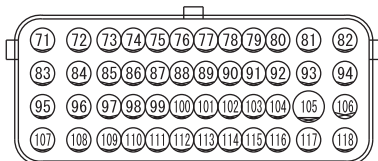
10

NOTE

\* : THE TERMINAL NUMBERS DESCRIBED  
IN THE CIRCUIT DIAGRAM AGREE WITH  
THE NUMBERS MARKED ON THE  
TRANSAXLE ASSEMBLY CONNECTOR AND  
HARNESS SIDE CONNECTOR.



(B-109)



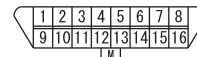
(B-120) \*



(C-05)



(C-34) FRONT SIDE

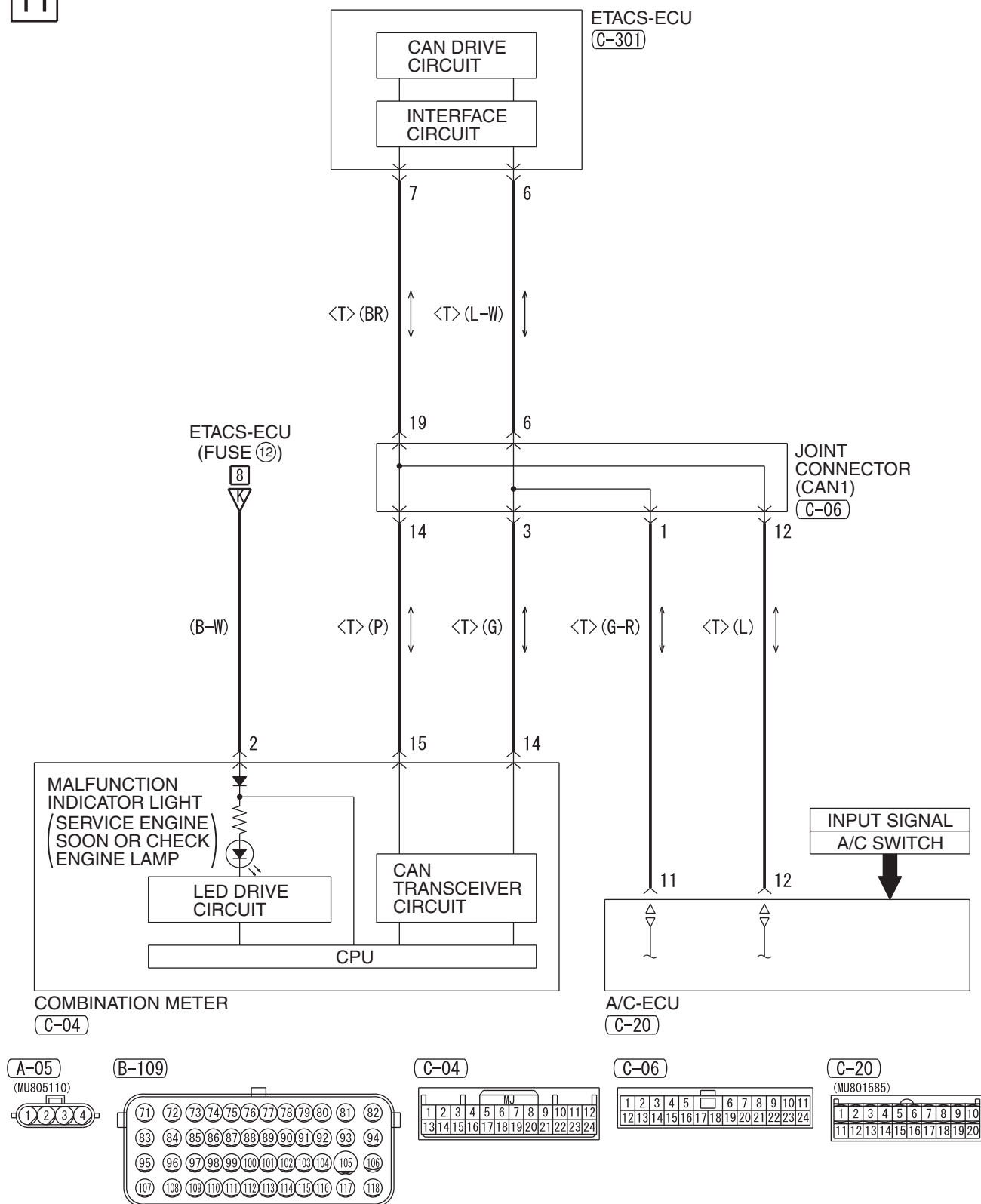


(C-49)



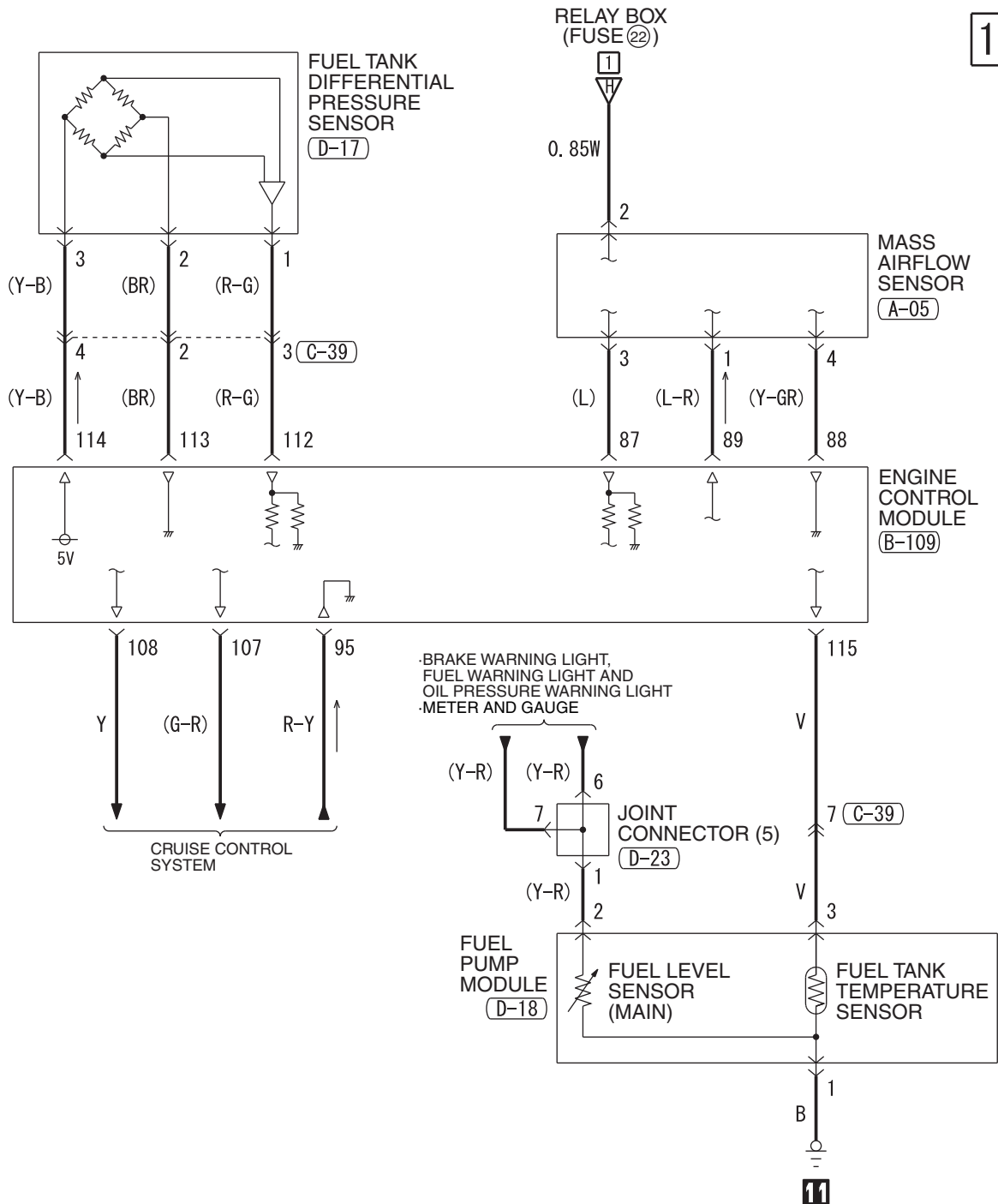
## MFI SYSTEM &lt;TURBO&gt; (CONTINUED)

11



HAH05M01FA

12



(C-39)

1	2	3	4	5	6	7	8	9
10	11	12	13	14	15	16	17	18
19	20	21	22					

(C-301)

1	2	3	4	5	6	7	8	9	10	11
12	13	14	15	16	17	18	19	20	21	22
23	24									

(D-17)

(MU802723)

1	2	3
---	---	---

(D-18)

(MU802058)

1	2	3
4	5	

(D-23)

1	2	3	4	5
6	7	8	9	10
11	12			

WIRE COLOR CODE

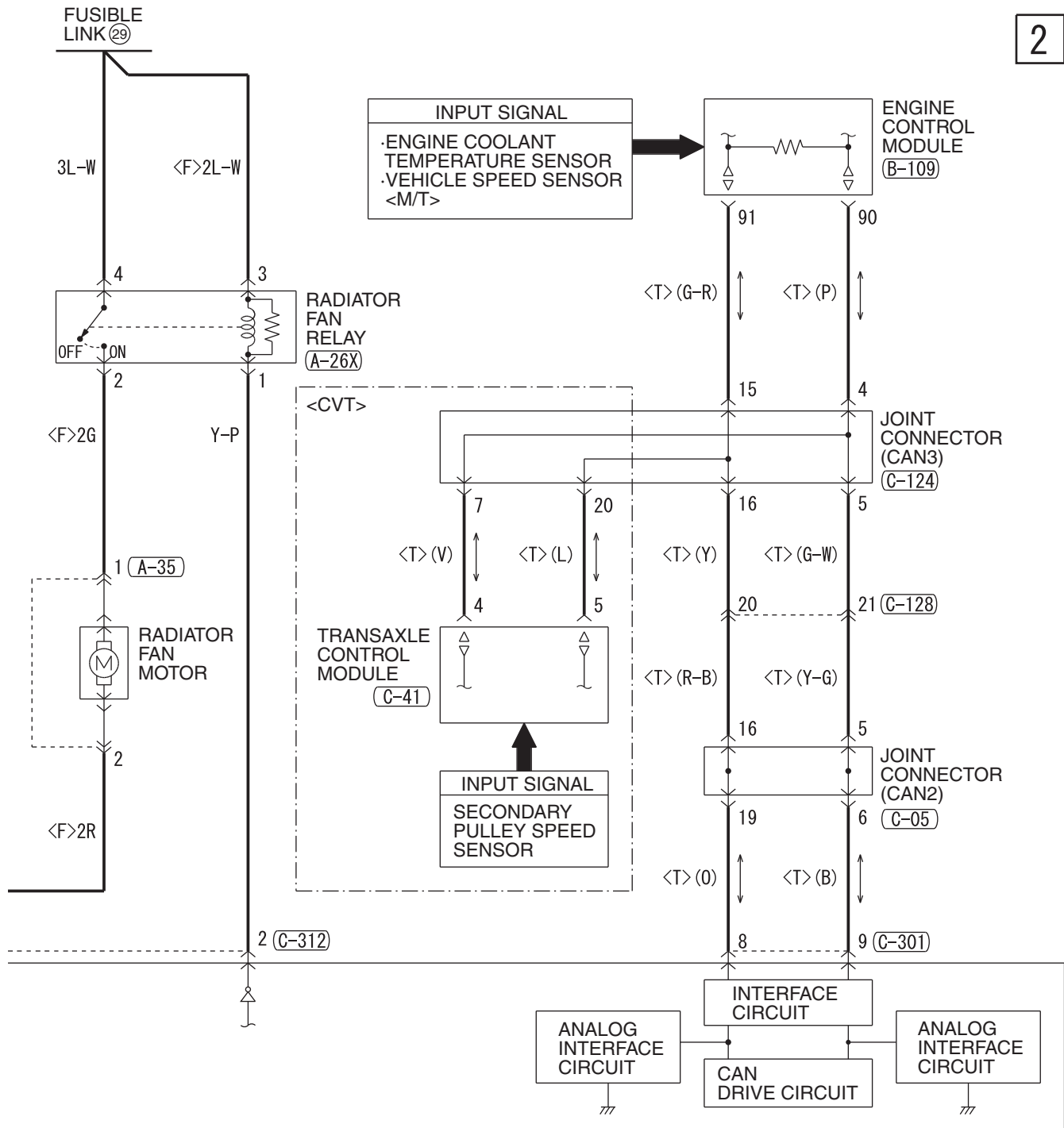
B : BLACK LG : LIGHT GREEN G : GREEN L : BLUE W : WHITE Y : YELLOW SB : SKY BLUE  
BR : BROWN O : ORANGE GR : GRAY R : RED P : PINK V : VIOLET PU : PURPLE SI : SILVER

HAH05M01FB

M1901001004188



**2**



**(C-41)**

1	2	3	4	5	6	7	8	9	10	11	12	13
14	15	16	17	18	19	20	21	22	23	24	25	26

**(C-124)**

1	2	3	4	5	6	7	8	9	10	11
12	13	14	15	16	17	18	19	20	21	22

**(C-128)**

1	2	3	4	5	6	7	8	9
10	11	12	13	14	15	16	17	18

**(C-301)**

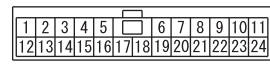
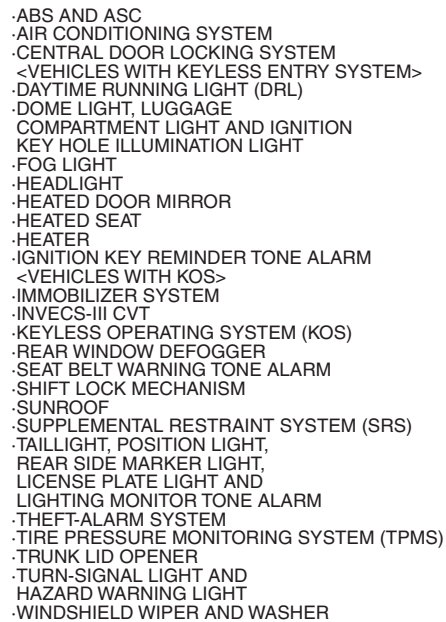
1	2	3	4	5	6	7	8	9	10	11
12	13	14	15	16	17	18	19	20	21	22

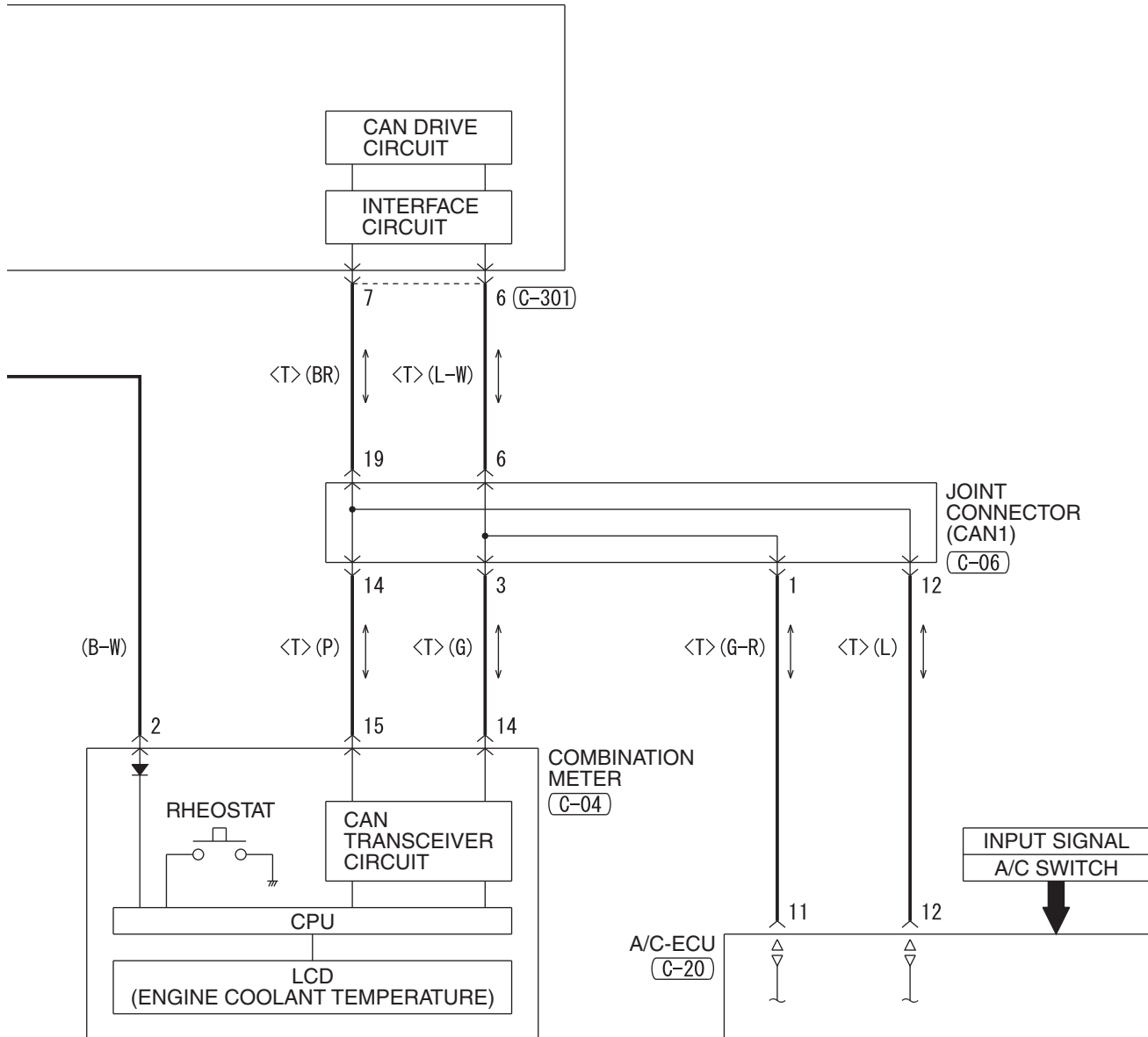
**WIRE COLOR CODE**

B : BLACK LG : LIGHT GREEN G : GREEN L : BLUE W : WHITE Y : YELLOW SB : SKY BLUE  
BR : BROWN O : ORANGE GR : GRAY R : RED P : PINK V : VIOLET PU : PURPLE SI : SILVER

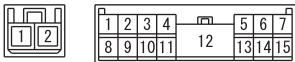
HAH06M00AB

## 3





(C-309) (C-317)



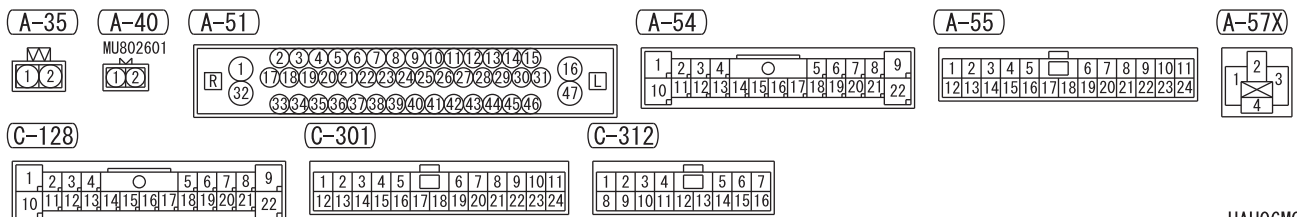
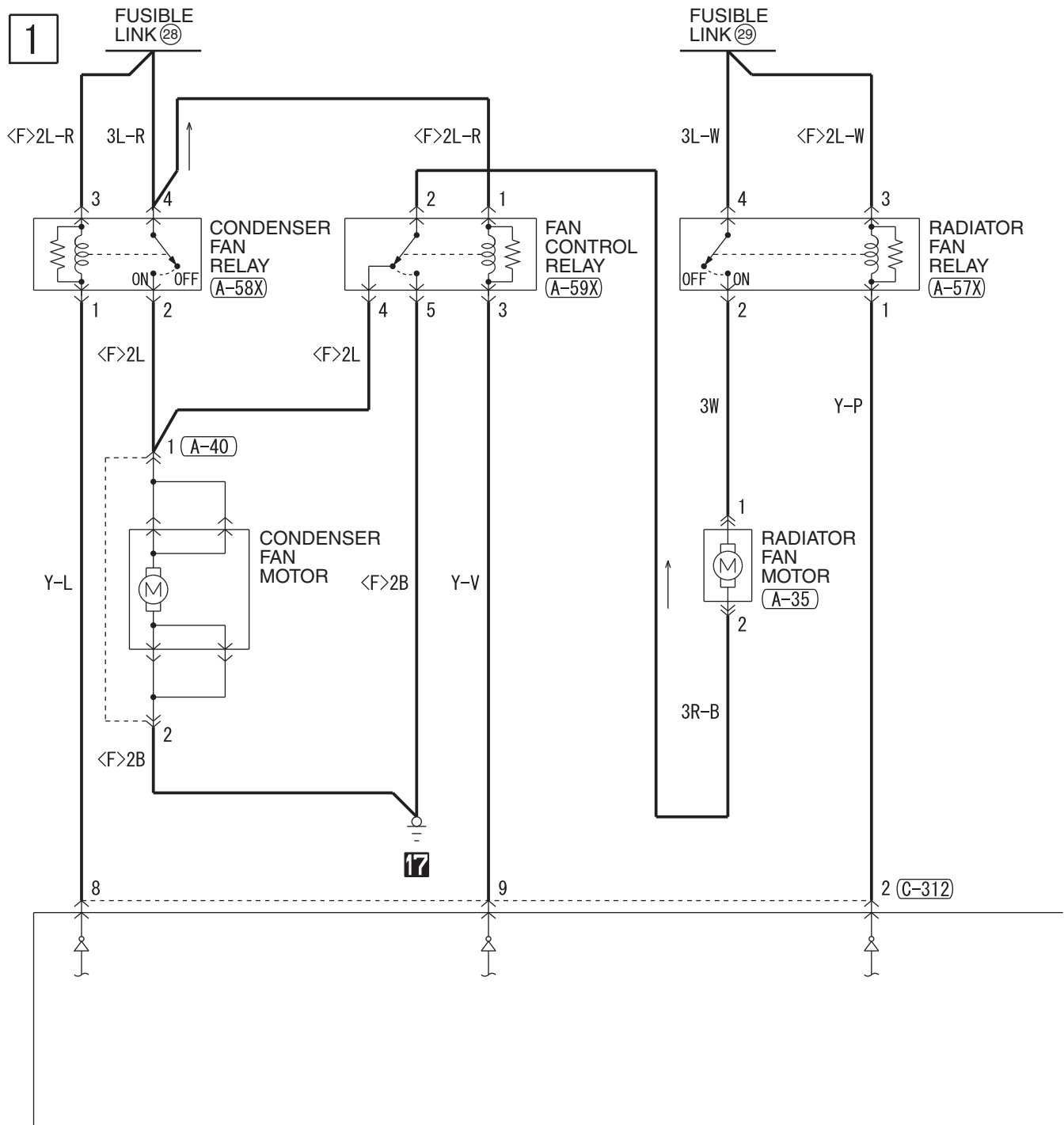
WIRE COLOR CODE

B : BLACK LG : LIGHT GREEN G : GREEN L : BLUE W : WHITE Y : YELLOW SB : SKY BLUE  
BR : BROWN O : ORANGE GR : GRAY R : RED P : PINK V : VIOLET PU : PURPLE SI : SILVER

HAH06M00BB

## COOLING SYSTEM &lt;TURBO&gt;

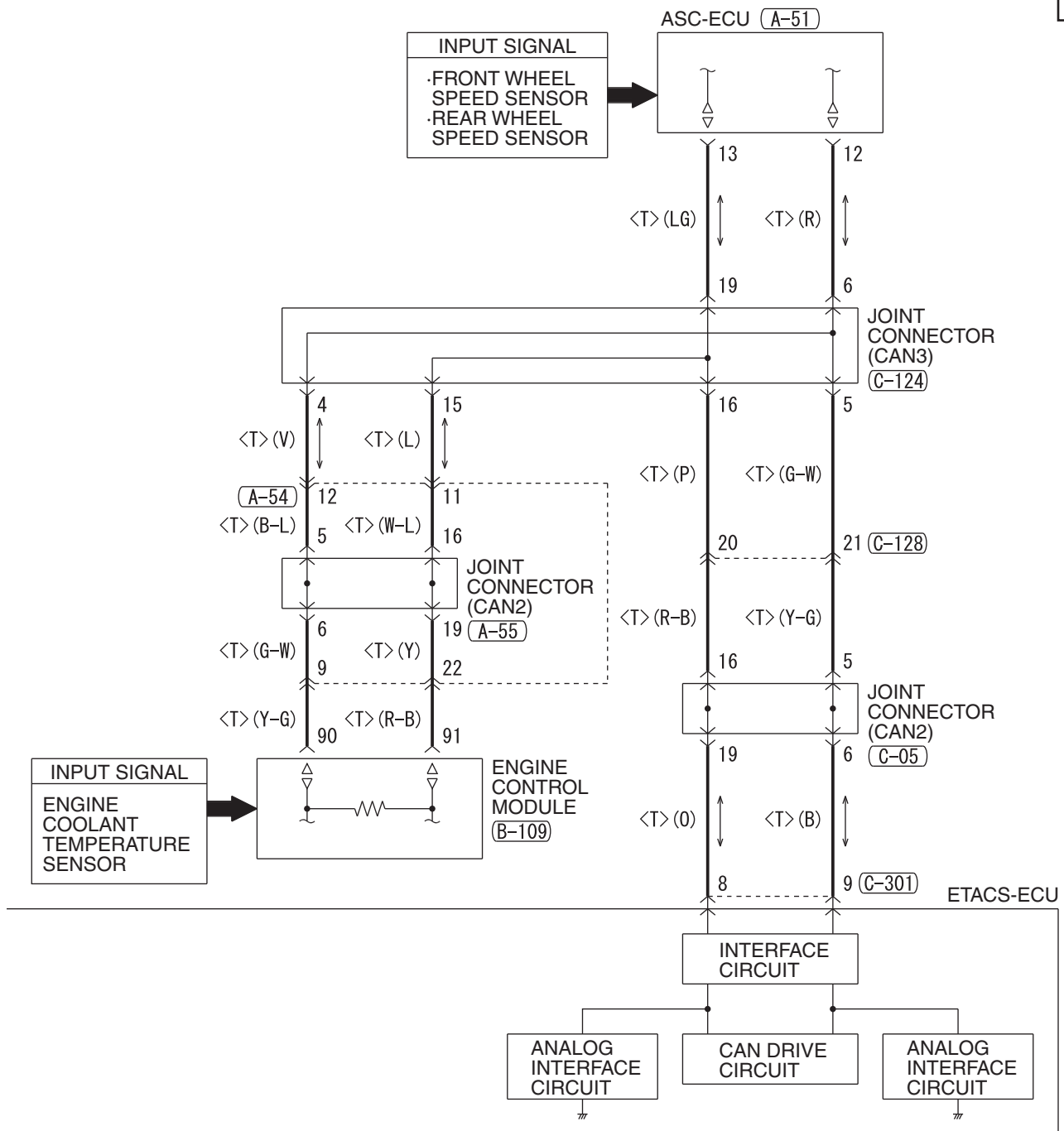
M1901001004199



HAH06M01AA



2



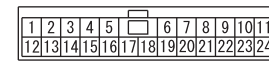
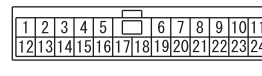
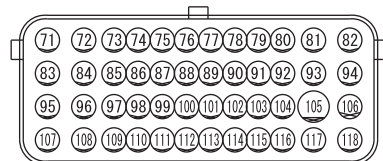
(A-58X)

(A-59X)

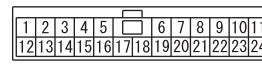
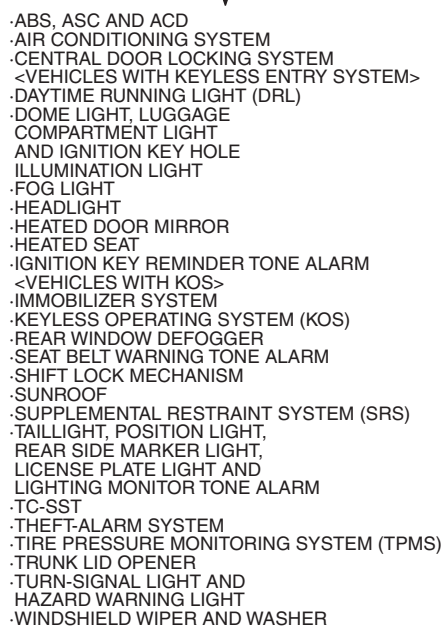
(B-109)

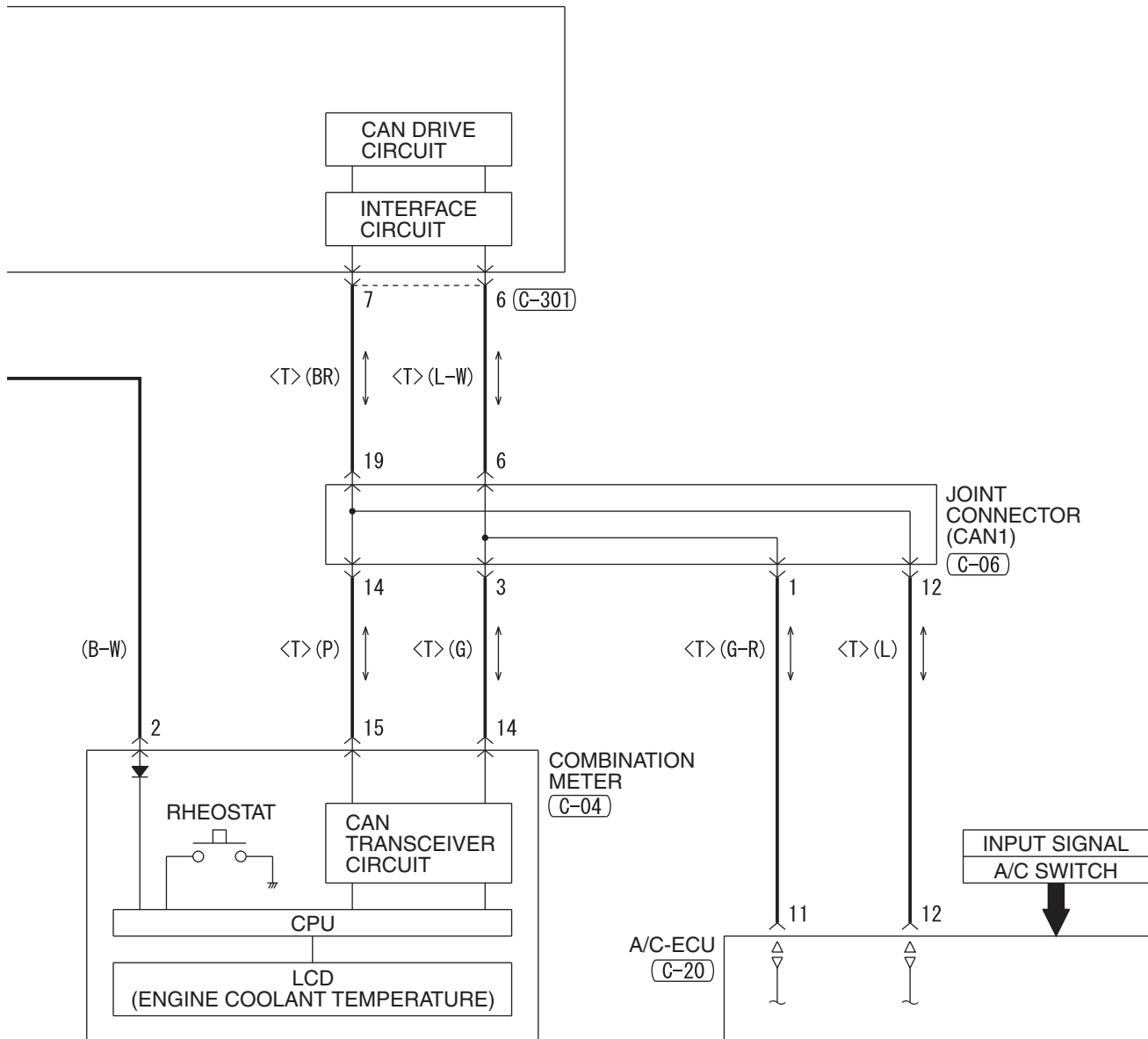
(C-05)

(C-124)

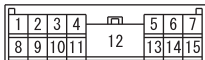


3





(C-309) (C-317)



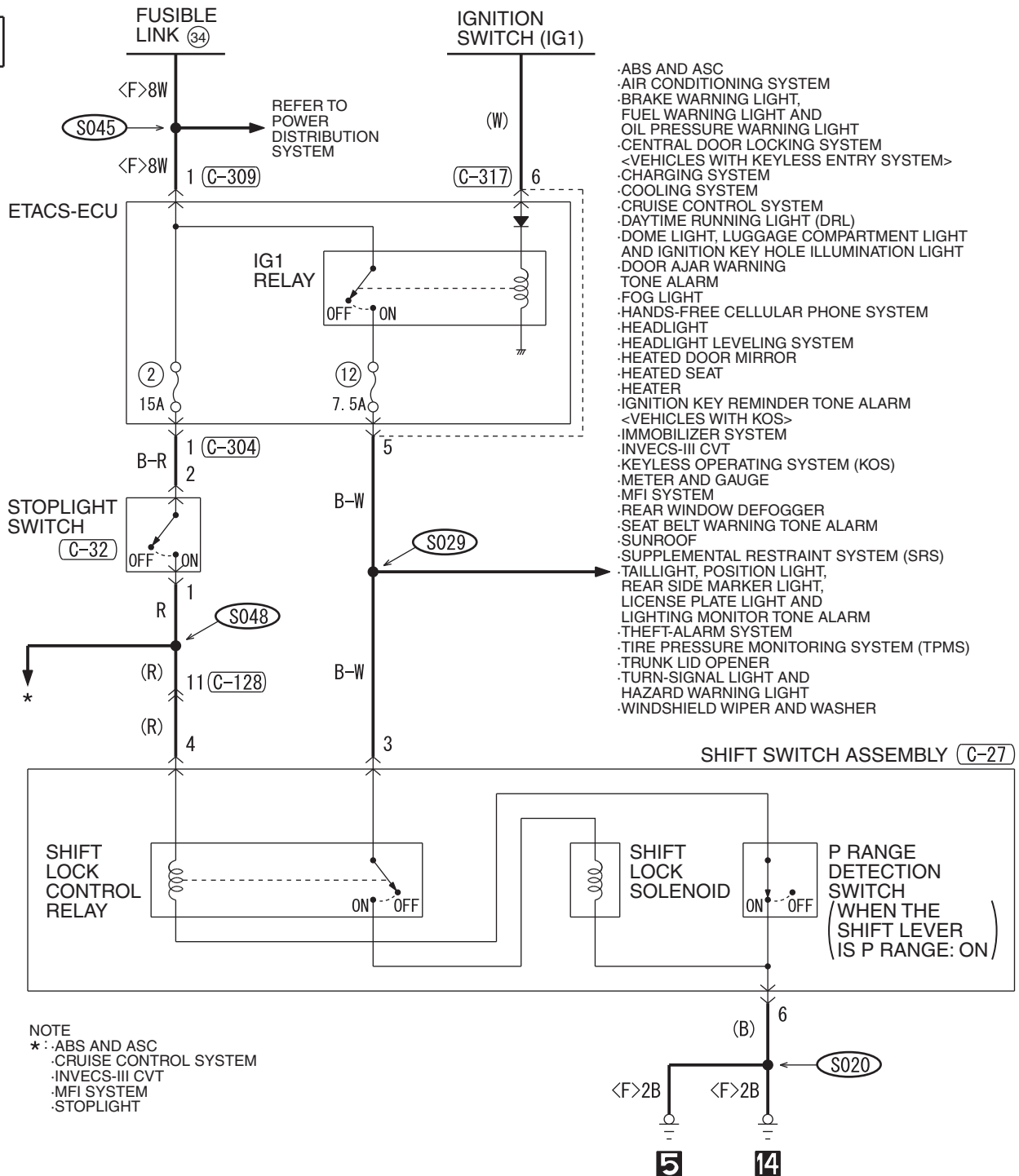
WIRE COLOR CODE

B : BLACK LG : LIGHT GREEN G : GREEN L : BLUE W : WHITE Y : YELLOW SB : SKY BLUE  
BR : BROWN O : ORANGE GR : GRAY R : RED P : PINK V : VIOLET PU : PURPLE SI : SILVER

HAH06M01BB

## SHIFT LOCK MECHANISM &lt;CVT&gt;

1



(C-27)

1	2	3	4
5	6	7	8
9	10		

(C-32)

1	2
3	4

(C-128)

1	2	3	4	5	6	7	8	9
10	11	12	13	14	15	16	17	18
19	20	21	22					

(C-304)

1	2	3	4	5	6	7
8	9	10	11	12	13	14
15	16					

(C-309)

1	2
---	---

(C-317)

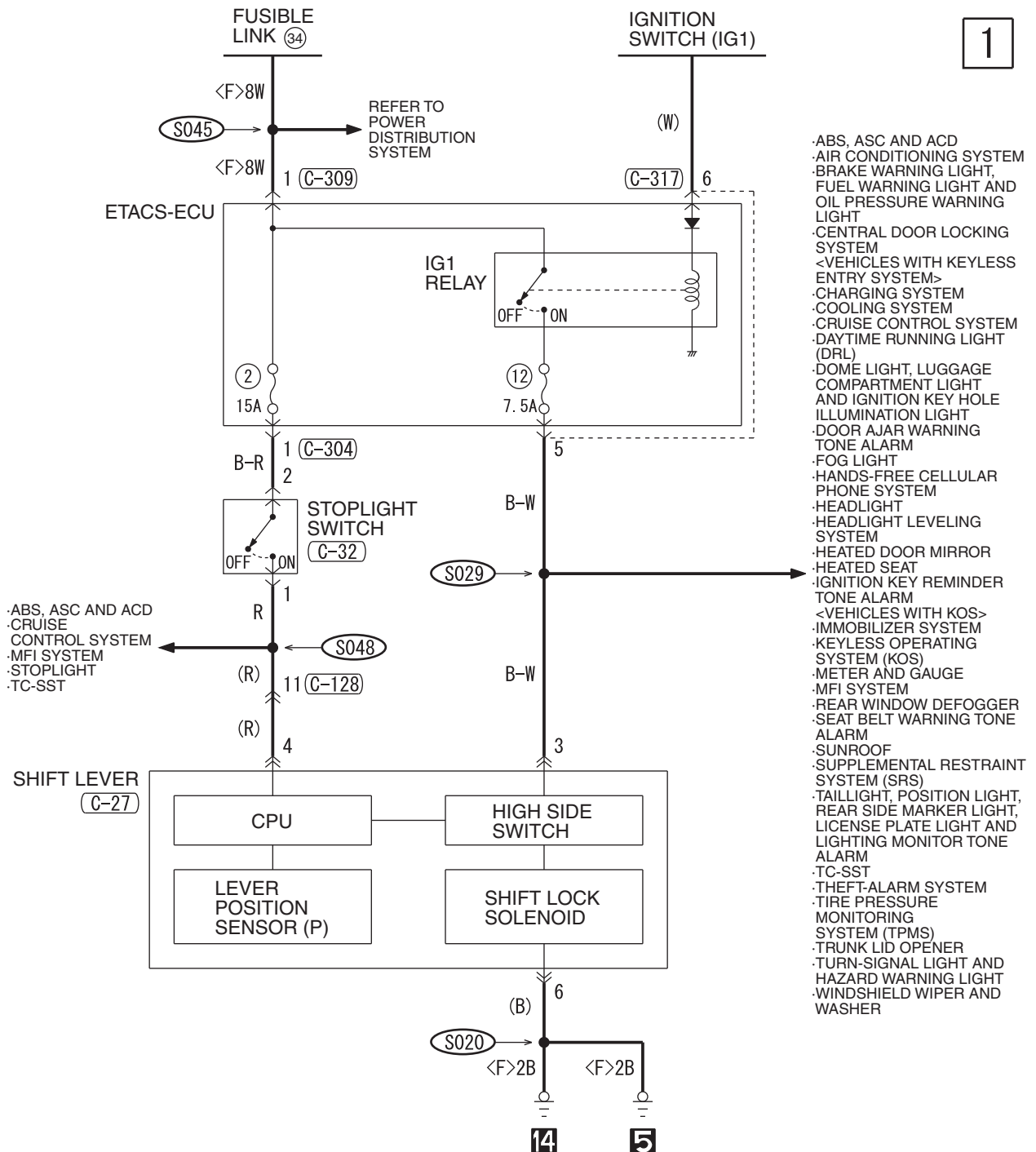
1	2	3	4	5	6	7
8	9	10	11	12	13	14
15						

## WIRE COLOR CODE

B: BLACK LG: LIGHT GREEN G: GREEN L: BLUE W: WHITE Y: YELLOW SB: SKY BLUE  
BR: BROWN O: ORANGE GR: GRAY R: RED P: PINK V: VIOLET PU: PURPLE SI: SILVER

HAH07M00AA

# SHIFT LOCK MECHANISM <TC-SST>



(C-27)

1	2	3	4
5	6	7	8
9	10		

(C-32)

1	2
3	4

(C-128)

1	2	3	4	5	6	7	8	9
10	11	12	13	14	15	16	17	18
19	20	21	22					

(C-304)

1	2	3	4	5	6	7
8	9	10	11	12	13	14
15	16					

(C-309)

1	2
---	---

(C-317)

1	2	3	4	5	6	7
8	9	10	11	12	13	14
15						

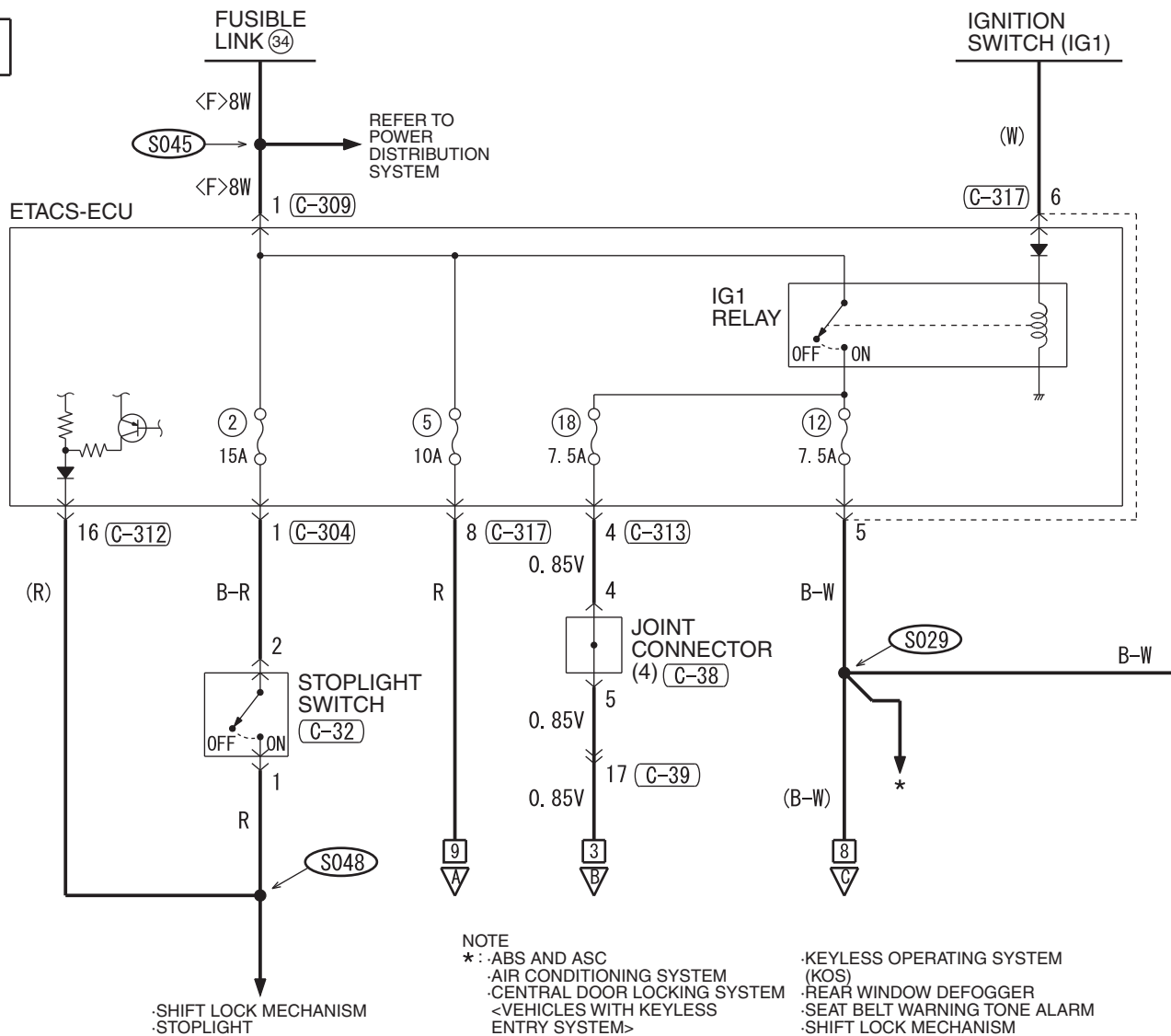
## WIRE COLOR CODE

B: BLACK LG: LIGHT GREEN G: GREEN L: BLUE W: WHITE Y: YELLOW SB: SKY BLUE  
BR: BROWN O: ORANGE GR: GRAY R: RED P: PINK V: VIOLET PU: PURPLE SI: SILVER

## INVECS-III CVT

M1901023100749

1



## NOTE

\* : .ABS AND ASC

.AIR CONDITIONING SYSTEM  
 .CENTRAL DOOR LOCKING SYSTEM  
 <VEHICLES WITH KEYLESS ENTRY SYSTEM>  
 .DAYTIME RUNNING LIGHT (DRL)  
 .DOME LIGHT, LUGGAGE COMPARTMENT LIGHT AND IGNITION KEY HOLE ILLUMINATION LIGHT  
 .FOG LIGHT  
 .HEADLIGHT  
 .HEATED DOOR MIRROR  
 .HEATED SEAT  
 .HEATER  
 .IGNITION KEY REMINDER TONE ALARM  
 <VEHICLES WITH KOS>  
 .IMMOBILIZER SYSTEM

.KEYLESS OPERATING SYSTEM (KOS)  
 .REAR WINDOW DEFOGGER  
 .SEAT BELT WARNING TONE ALARM  
 .SHIFT LOCK MECHANISM  
 .SUNROOF  
 .SUPPLEMENTAL RESTRAINT SYSTEM (SRS)  
 .TAILLIGHT, POSITION LIGHT, REAR SIDE MARKER LIGHT, LICENSE PLATE LIGHT AND LIGHTING MONITOR TONE ALARM  
 .THEFT-ALARM SYSTEM  
 .TIRE PRESSURE MONITORING SYSTEM (TPMS)  
 .TRUNK LID OPENER  
 .TURN-SIGNAL LIGHT AND HAZARD WARNING LIGHT  
 .WINDSHIELD WIPER AND WASHER

(A-15X)



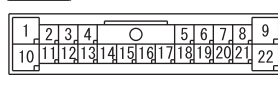
(C-32)



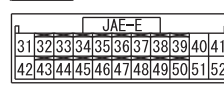
(C-38)



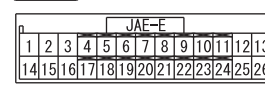
(C-39)



(C-40)



(C-41)

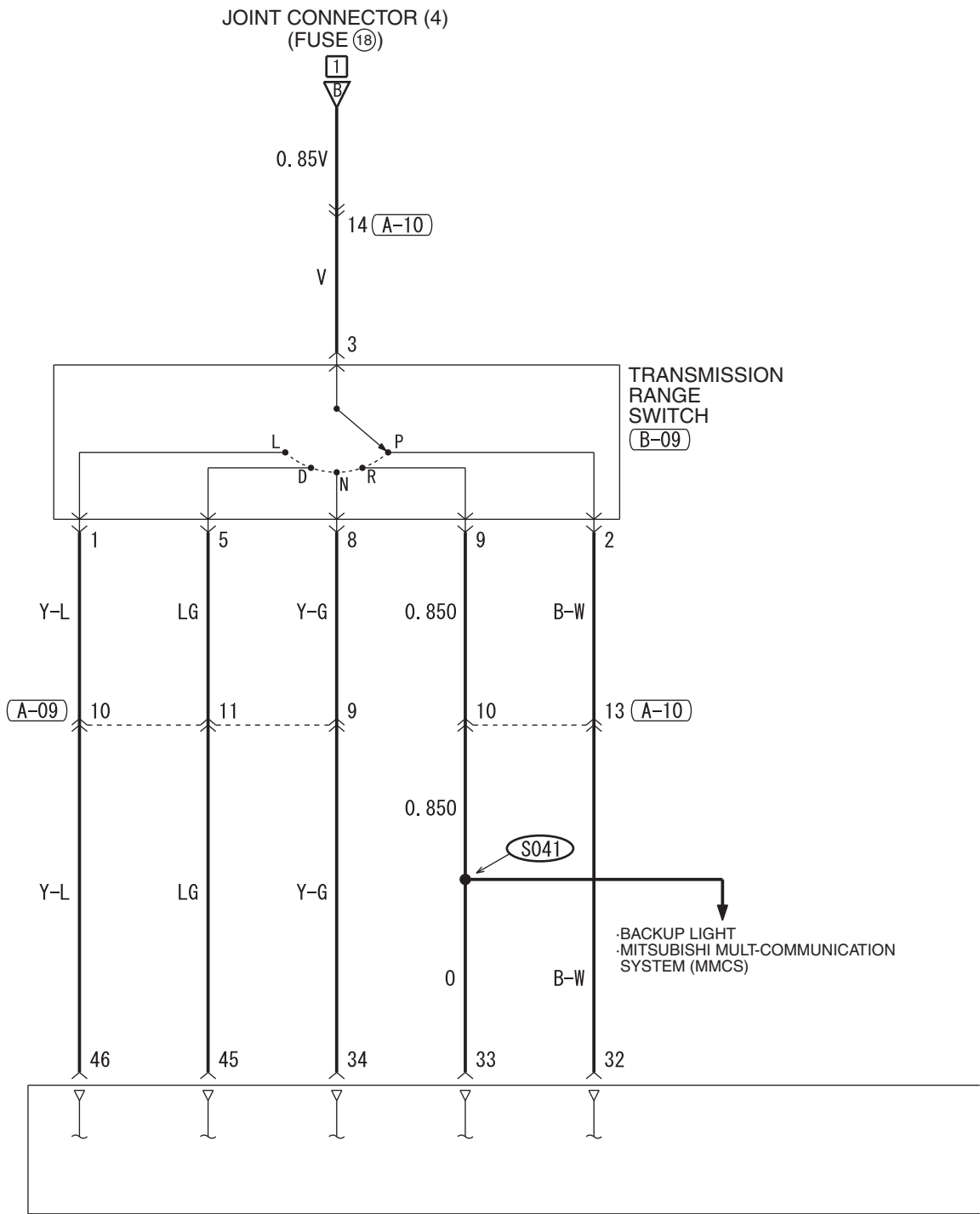


HAH07M02AA



INVECS-III CVT (CONTINUED)


3



(A-09)

1	2	3	4	5		6	7	8	9	10	11	
12	13	14	15	16	17	18	19	20	21	22	23	24

(A-10)

1	2	3	4		5	6	7	8	9	
10	11	12	13	14	15	16	17	18	19	20

(B-07)

1	2	3
---	---	---

(B-09)

1	2	3
---	---	---

(B-113)

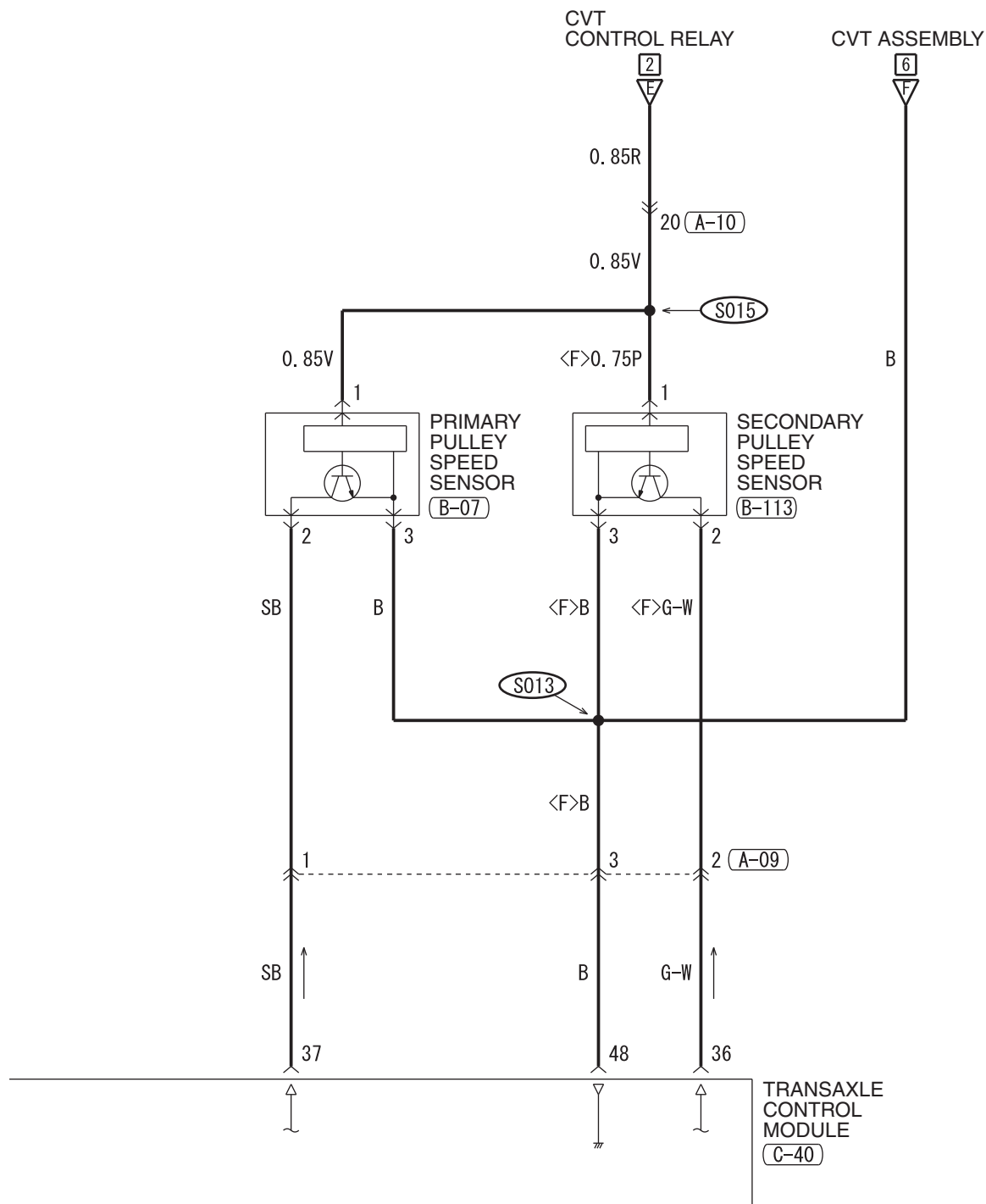
1	2	3
---	---	---

(C-40)

31	32	33	34	35	36	37	38	39	40	41
42	43	44	45	46	47	48	49	50	51	52



4



WIRE COLOR CODE

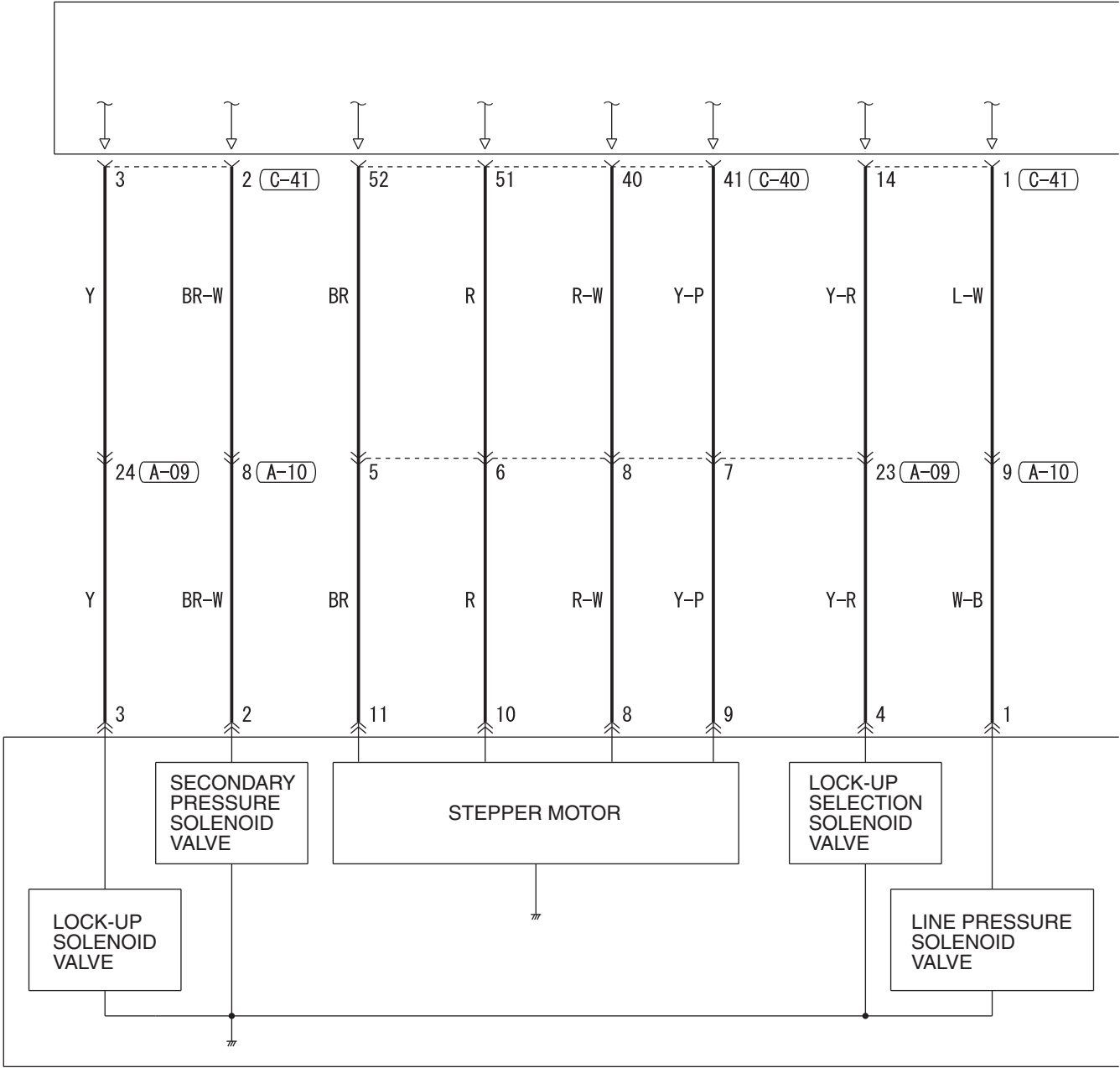
B : BLACK LG : LIGHT GREEN G : GREEN L : BLUE W : WHITE Y : YELLOW SB : SKY BLUE  
BR : BROWN O : ORANGE GR : GRAY R : RED P : PINK V : VIOLET PU : PURPLE SI : SILVER

HAH07M02BB

INVECS-III CVT (CONTINUED)

5

TRANSAXLE CONTROL MODULE



A-09

1	2	3	4	5	<div></div>	6	7	8	9	10	11	
12	13	14	15	16	17	18	19	20	21	22	23	24

A-10

1	2	3	4		5	6	7	8	9	
10	11	12	13	14	15	16	17	18	19	20

B-08



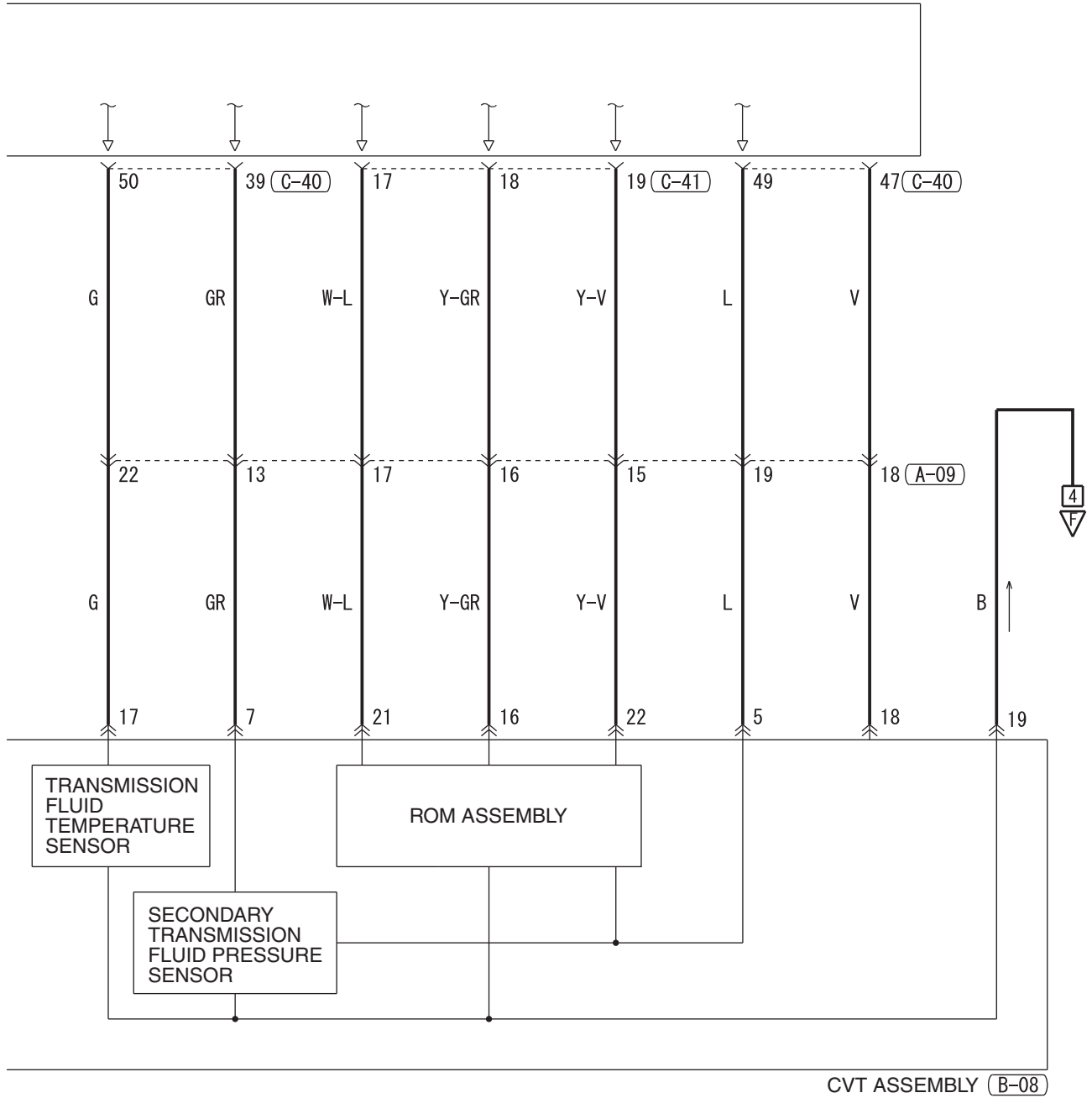
C-40

31	32	33	34	35	36	37	38	39	40	41
42	43	44	45	46	47	48	49	50	51	52

C-41

1	2	3	4	5	6	7	8	9	10	11	12	13
14	15	16	17	18	19	20	21	22	23	24	25	26

6



WIRE COLOR CODE

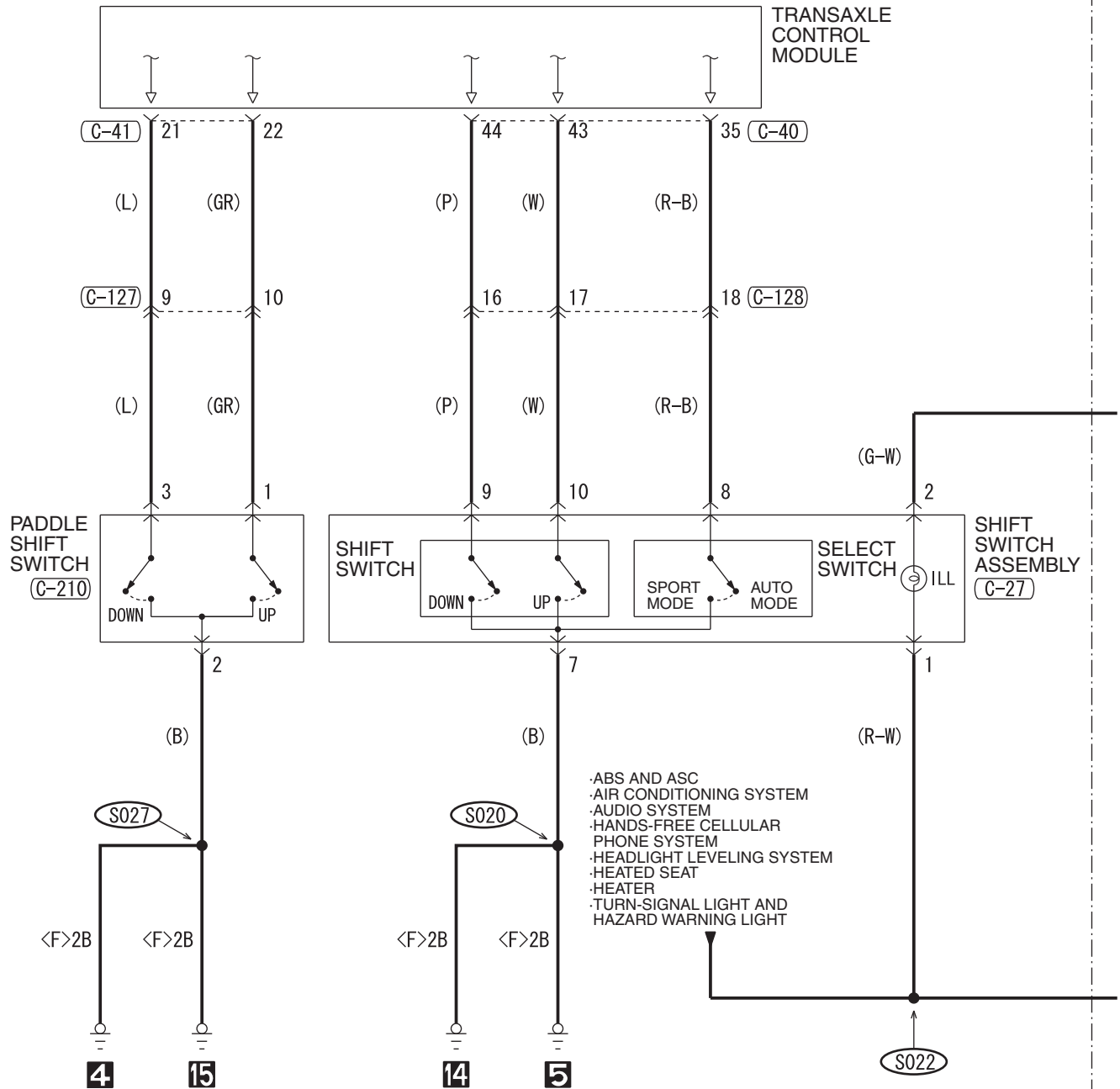
B : BLACK LG : LIGHT GREEN G : GREEN L : BLUE W : WHITE Y : YELLOW SB : SKY BLUE  
BR : BROWN O : ORANGE GR : GRAY R : RED P : PINK V : VIOLET PU : PURPLE SI : SILVER

HAH07M02CB

INVECS-III CVT (CONTINUED)

7

<VEHICLES WITH SPORT MODE>



(C-04)

1	2	3	4	5	6	7	8	9	10	11	12
13	14	15	16	17	18	19	20	21	22	23	24

(C-06)

1	2	3	4	5	6	7	8	9	10	11
12	13	14	15	16	17	18	19	20	21	22

(C-07)

1	2	3	4	5	6	7	8	9	10	11
12	13	14	15	16	17	18	19	20	21	22

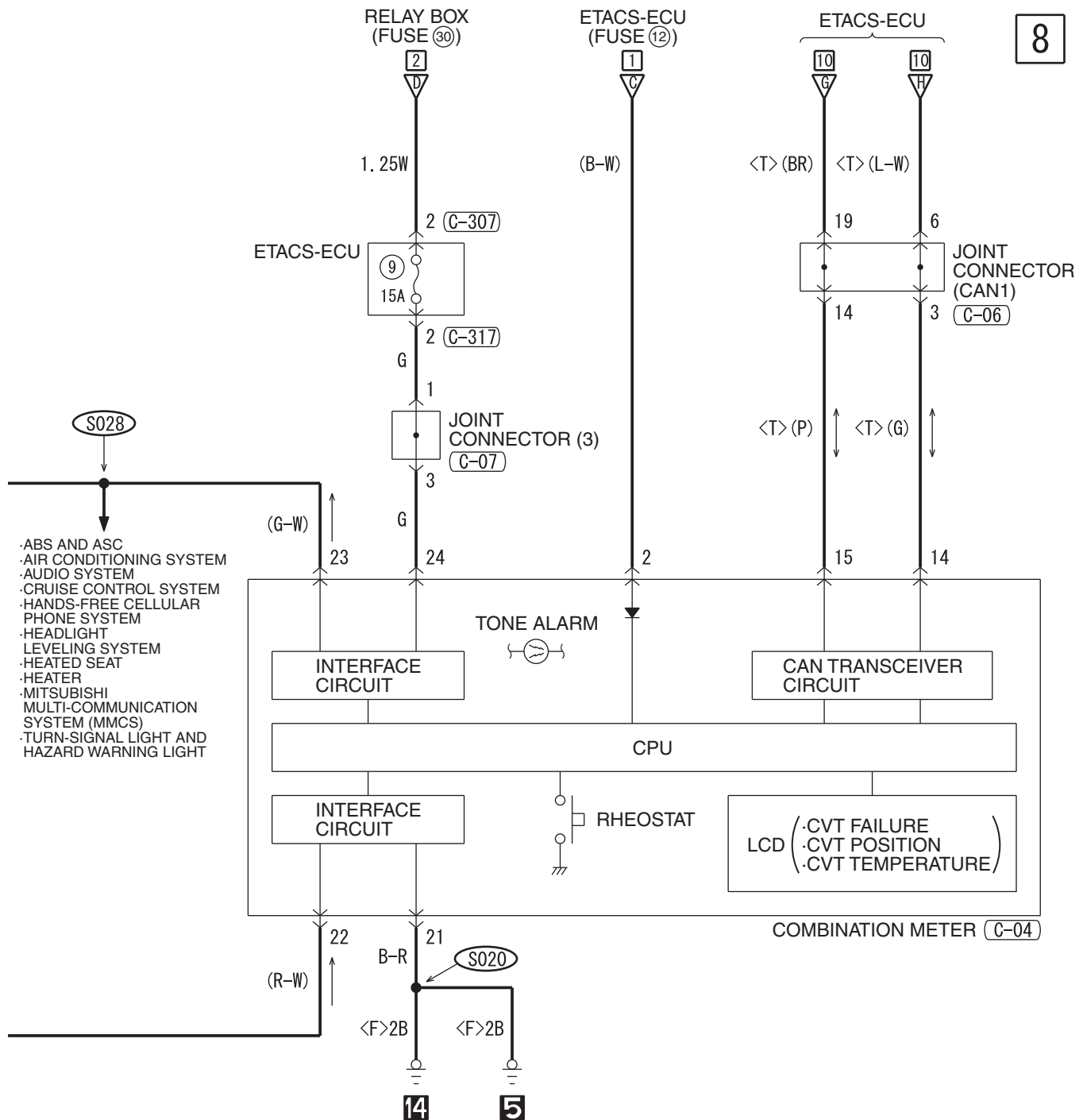
(C-27)

1	2	3	4
5	6	7	8

(C-40)

31	32	33	34	35	36	37	38	39	40	41
42	43	44	45	46	47	48	49	50	51	52

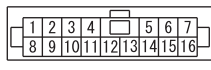
8



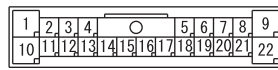
(C-41)



(C-127)



(C-128)



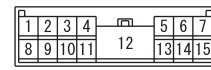
(C-210)



(C-307)



(C-317)



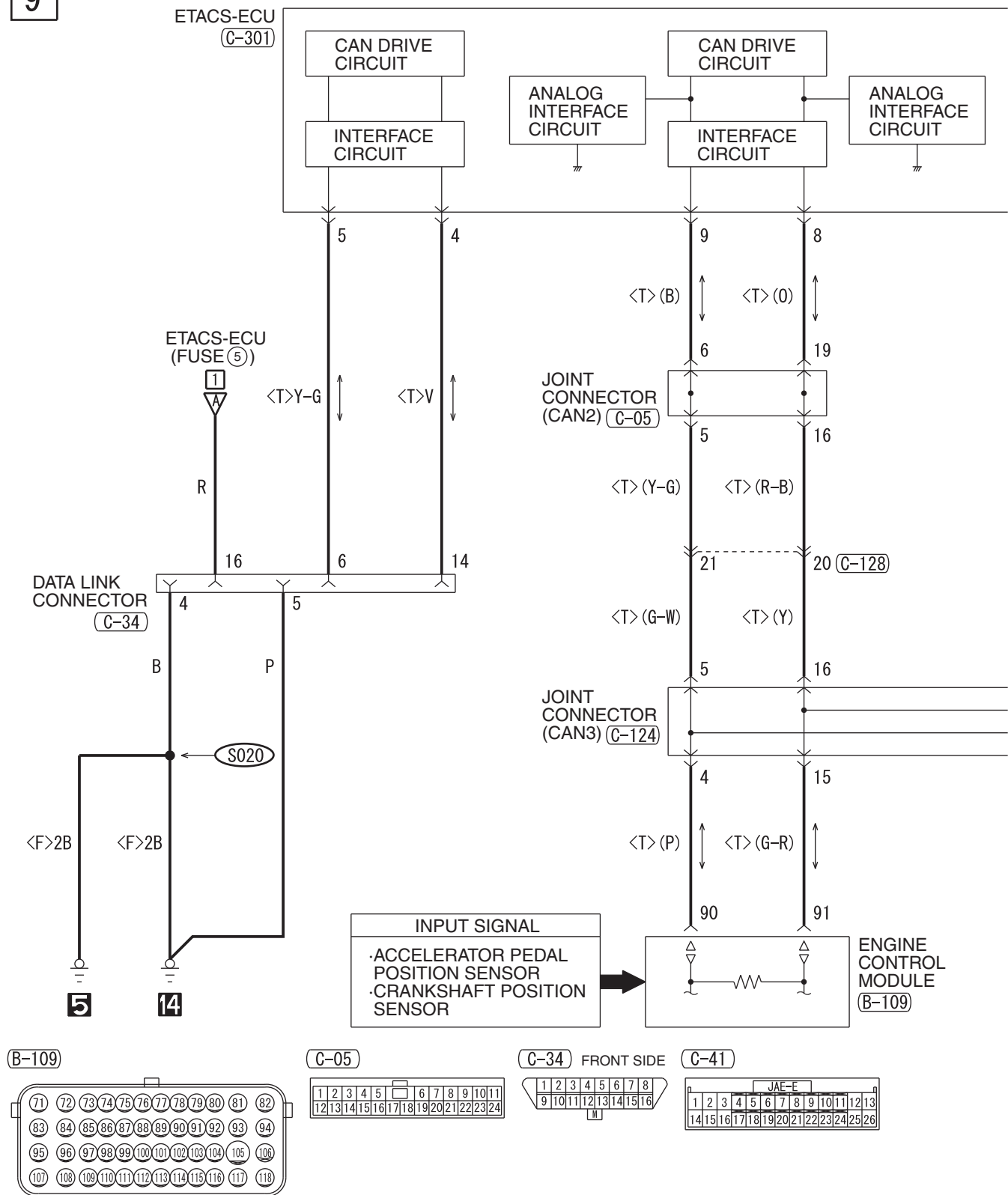
WIRE COLOR CODE

B: BLACK LG: LIGHT GREEN G: GREEN L: BLUE W: WHITE Y: YELLOW SB: SKY BLUE  
BR: BROWN O: ORANGE GR: GRAY R: RED P: PINK V: VIOLET PU: PURPLE SI: SILVER

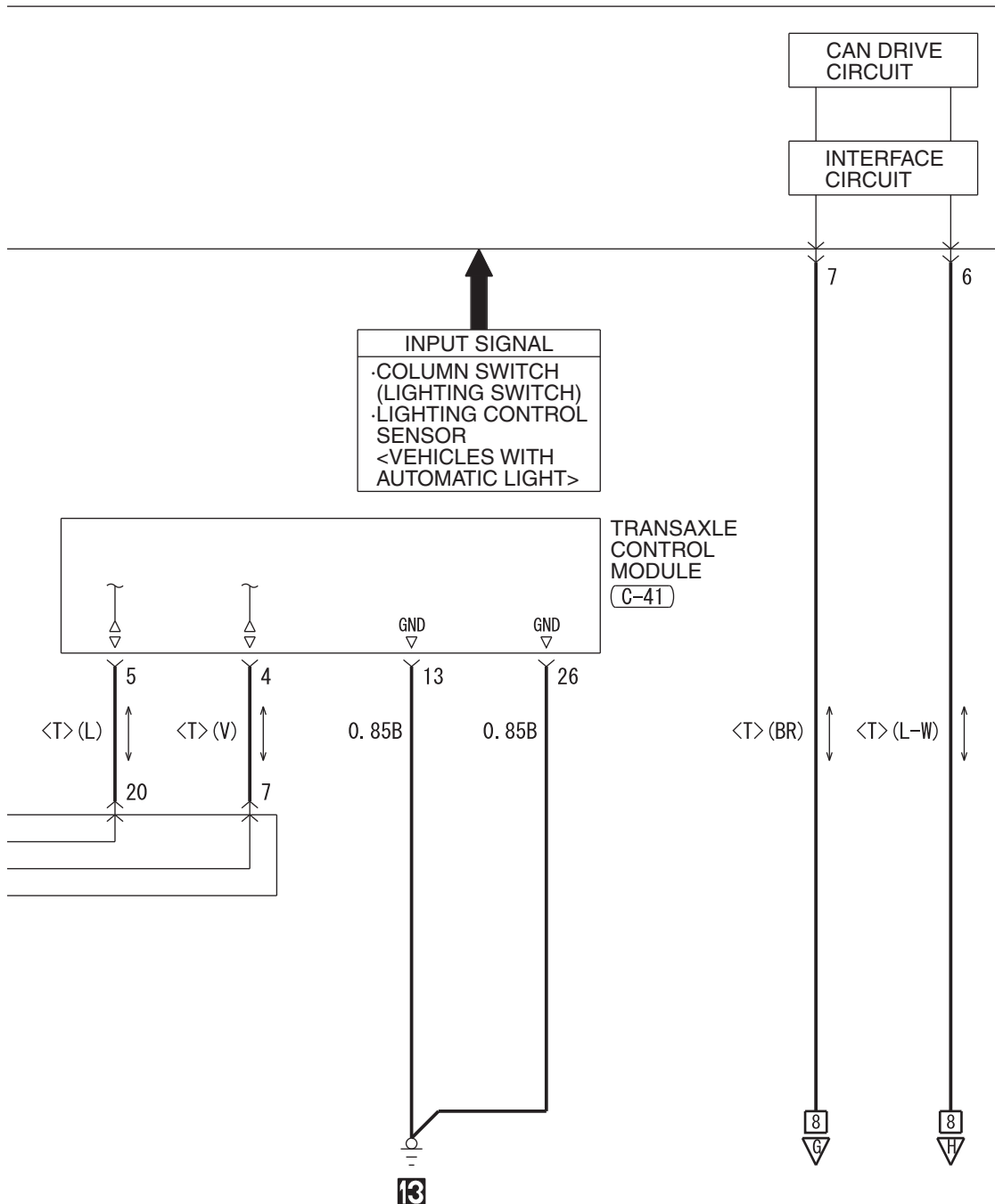
HAH07M02DB

INVECS-III CVT (CONTINUED)

9



10



(C-124)

1	2	3	4	5	6	7	8	9	10	11
12	13	14	15	16	17	18	19	20	21	22

(C-128)

1	2	3	4	5	6	7	8	9
10	11	12	13	14	15	16	17	18

(C-301)

1	2	3	4	5	6	7	8	9	10	11
12	13	14	15	16	17	18	19	20	21	22

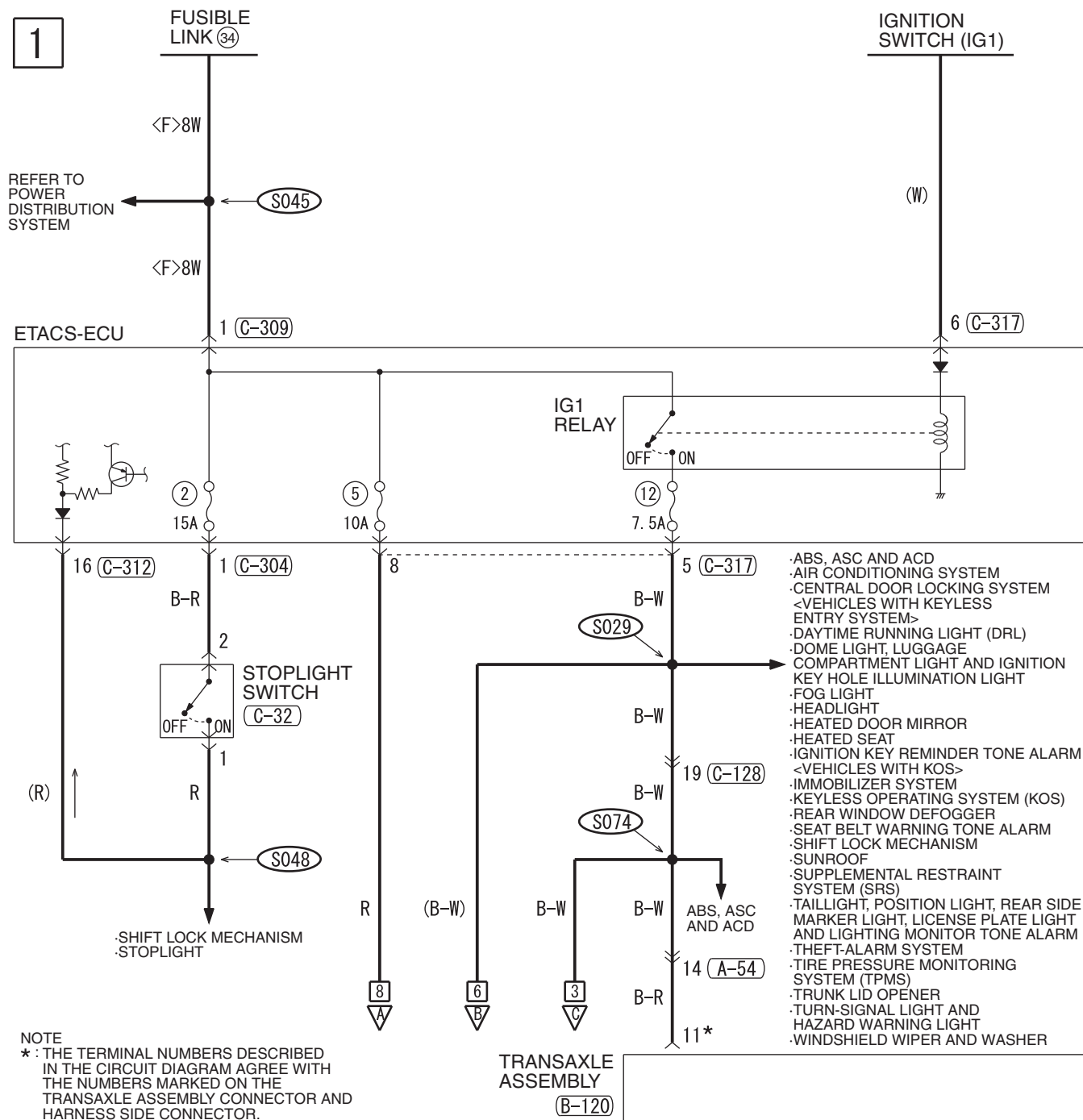
WIRE COLOR CODE

B : BLACK LG : LIGHT GREEN G : GREEN L : BLUE W : WHITE Y : YELLOW SB : SKY BLUE  
BR : BROWN O : ORANGE GR : GRAY R : RED P : PINK V : VIOLET PU : PURPLE SI : SILVER

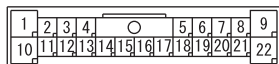
HAH07M02EB

TWIN CLUTCH-SPORTRONIC SHIFT TRANSMISSION  
(TC-SST)

M1901032300332



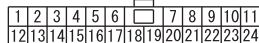
A-54



B-120 \*



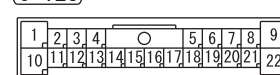
C-07



C-32



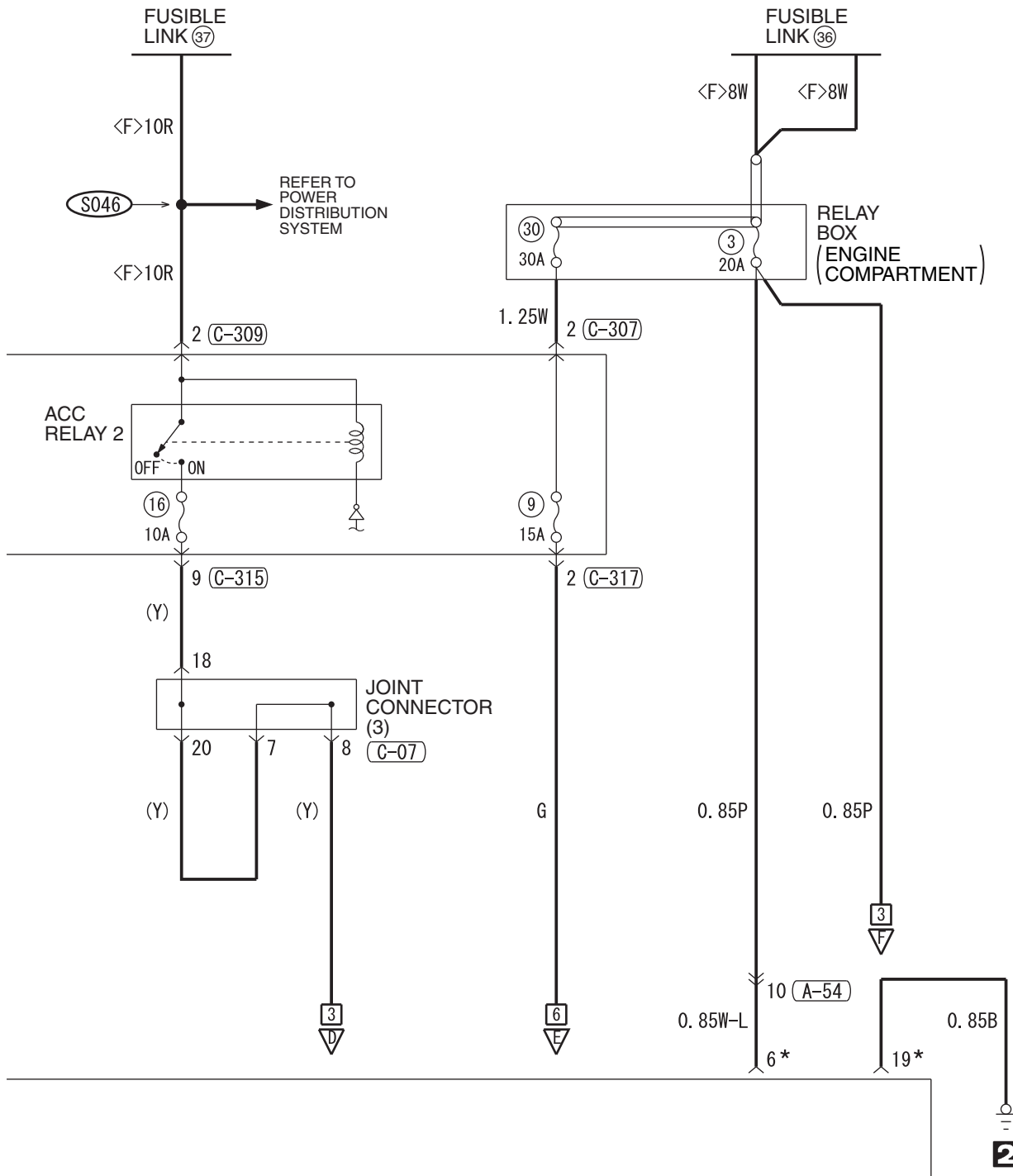
C-128



HAH07M03AA



**2**



(C-304)



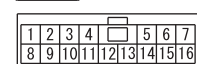
(C-307)



(C-309)



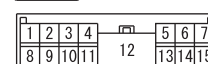
(C-312)



(C-315)



(C-317)



**WIRE COLOR CODE**

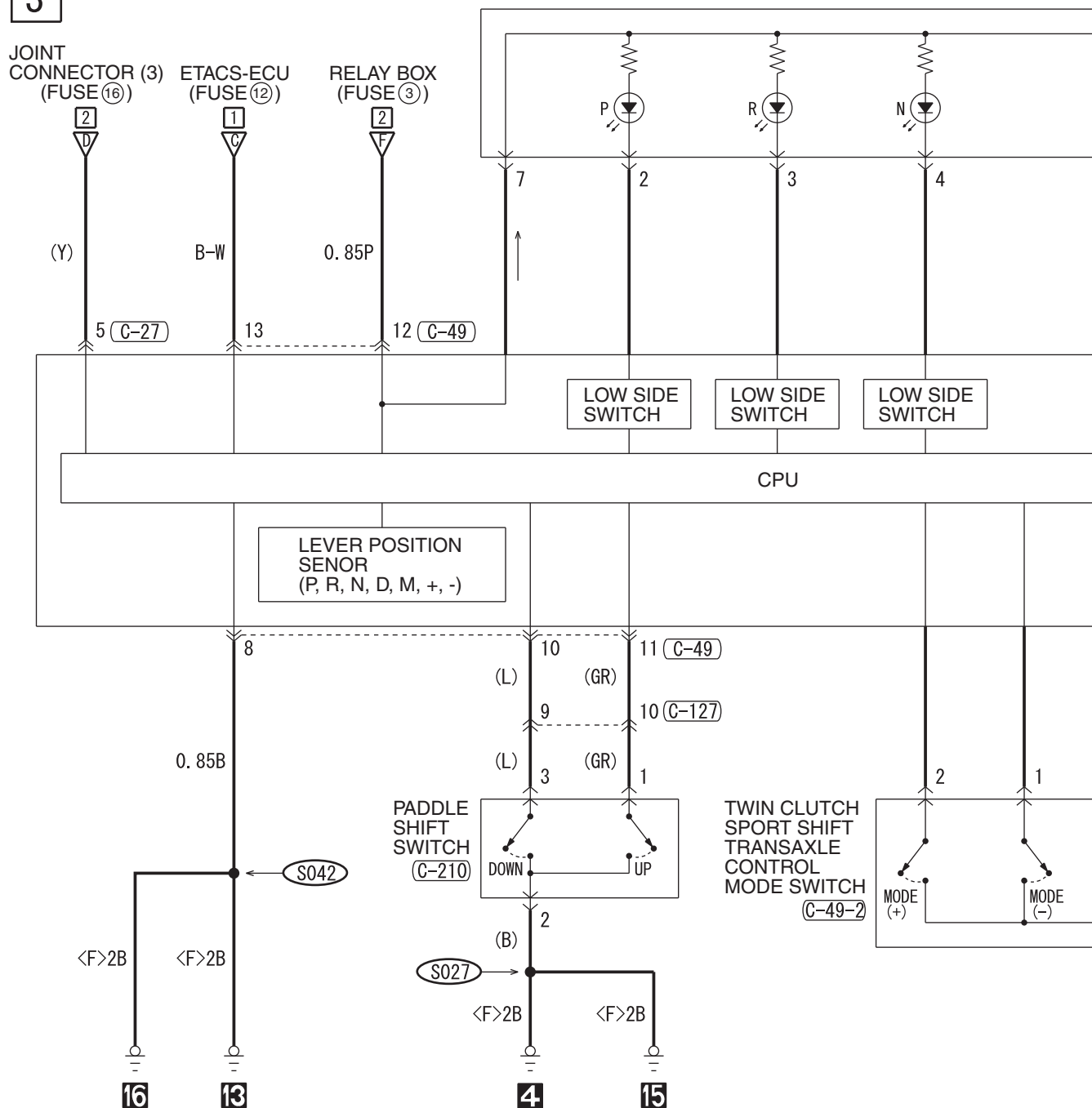
B : BLACK LG : LIGHT GREEN G : GREEN L : BLUE W : WHITE Y : YELLOW SB : SKY BLUE  
 BR : BROWN O : ORANGE GR : GRAY R : RED P : PINK V : VIOLET PU : PURPLE SI : SILVER

HAH07M03AB

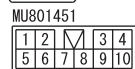
**TSB Revision**

## TWIN CLUTCH-SPORTRONIC SHIFT TRANSMISSION (TC-SST) (CONTINUED)

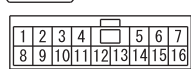
3



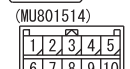
C-27



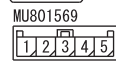
C-49



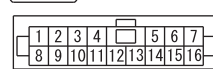
C-49-1



C-49-2



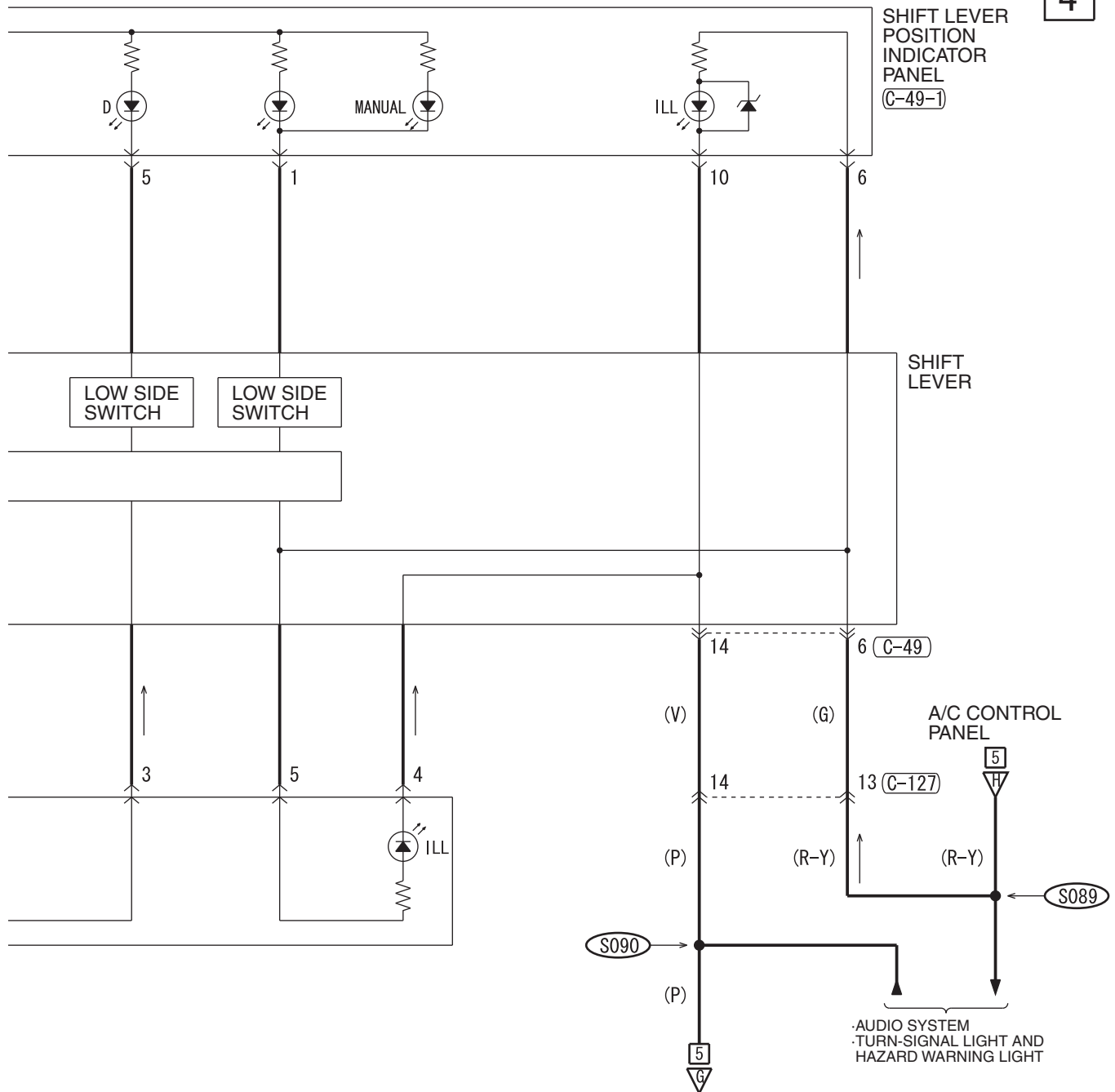
C-127



C-210



**4**



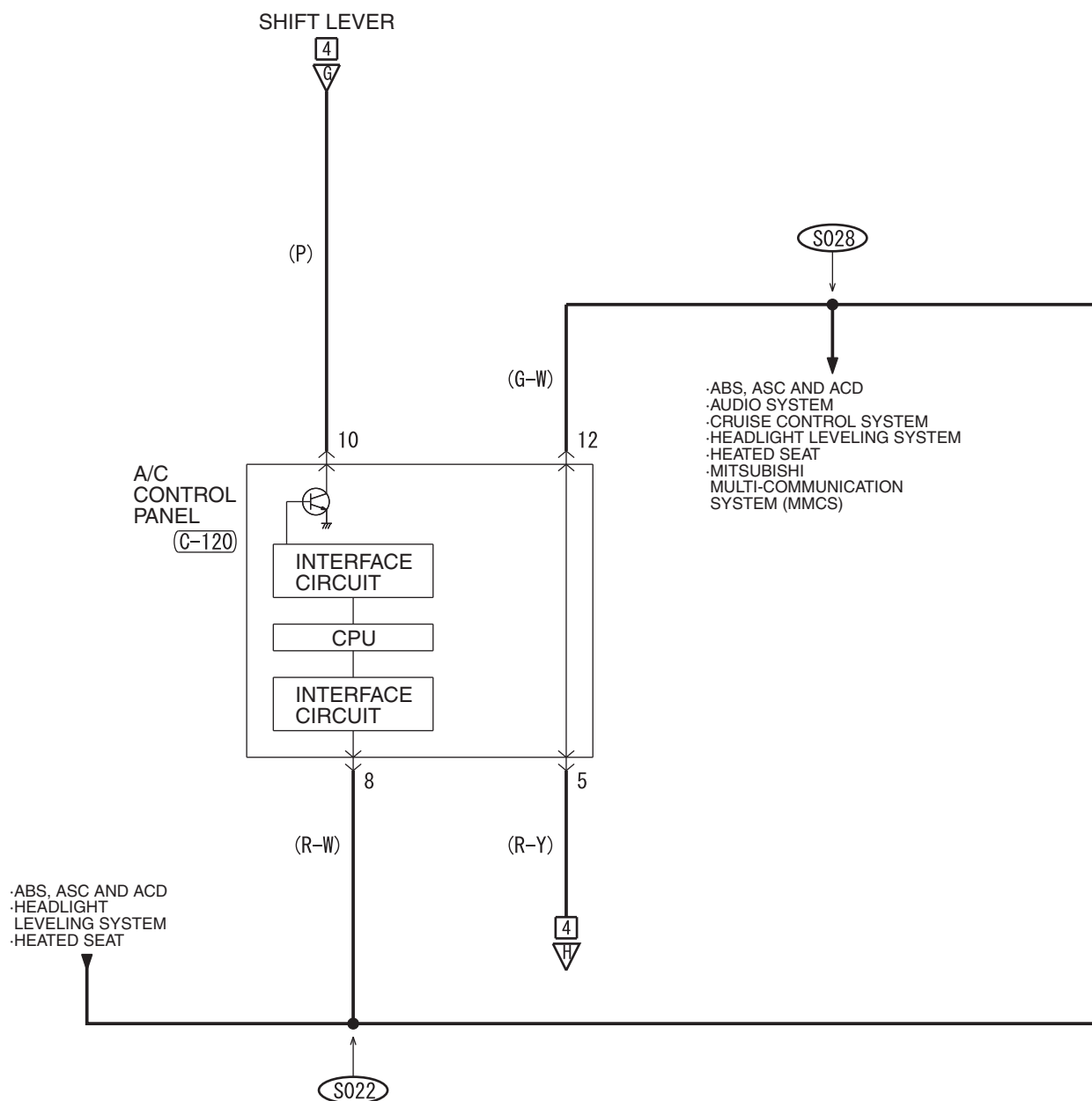
**WIRE COLOR CODE**

B : BLACK LG : LIGHT GREEN G : GREEN L : BLUE W : WHITE Y : YELLOW SB : SKY BLUE  
 BR : BROWN O : ORANGE GR : GRAY R : RED P : PINK V : VIOLET PU : PURPLE SI : SILVER

HAH07M03BB

## TWIN CLUTCH-SPORTRONIC SHIFT TRANSMISSION (TC-SST) (CONTINUED)

5



C-04

1	2	3	4	5	6	7	8	9	10	11	12
13	14	15	16	17	18	19	20	21	22	23	24

C-06

1	2	3	4	5	6	7	8	9	10	11
12	13	14	15	16	17	18	19	20	21	22

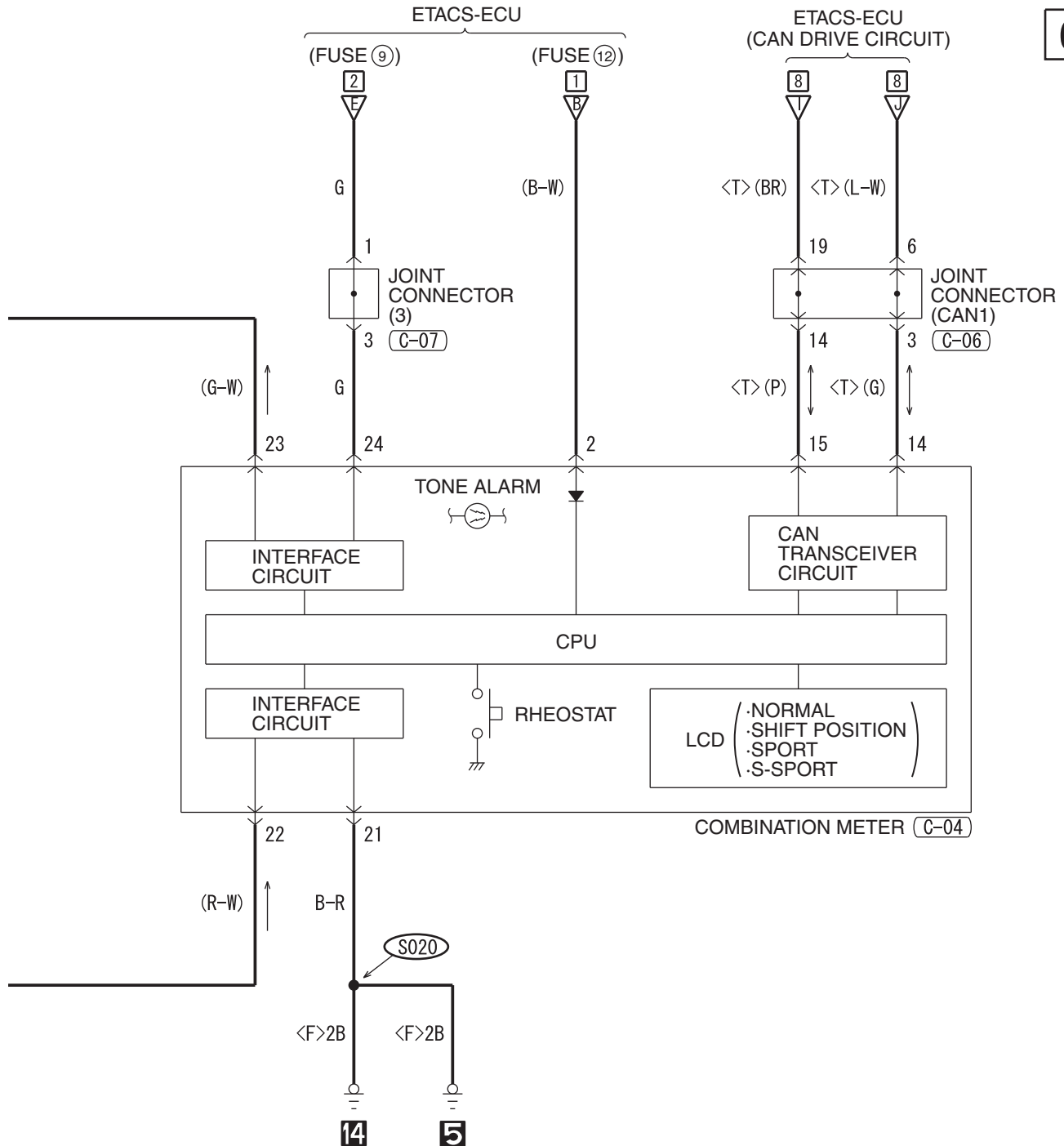
C-07

1	2	3	4	5	6	7	8	9	10	11
12	13	14	15	16	17	18	19	20	21	22

C-120

1	2	3	4	5	6
7	8	9	10	11	12

6



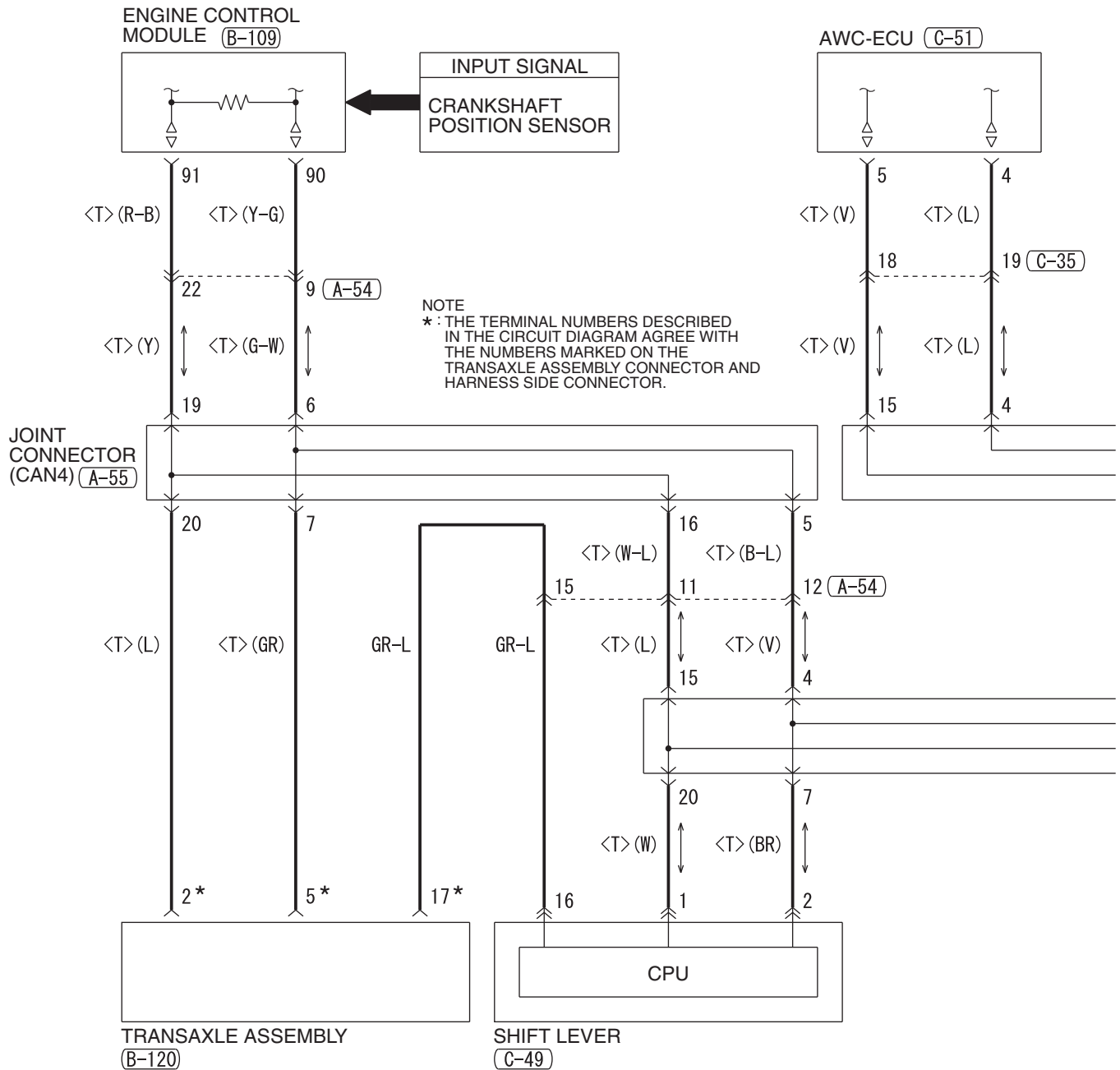
**WIRE COLOR CODE**

B : BLACK   LG : LIGHT GREEN   G : GREEN   L : BLUE   W : WHITE   Y : YELLOW   SB : SKY BLUE  
 BR : BROWN   O : ORANGE   GR : GRAY   R : RED   P : PINK   V : VIOLET   PU : PURPLE   SI : SILVER

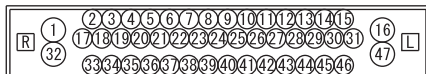
HAH07M03CB

## TWIN CLUTCH-SPORTRONIC SHIFT TRANSMISSION (TC-SST) (CONTINUED)

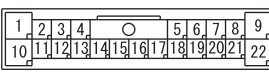
7



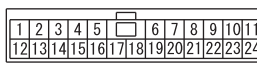
(A-51)



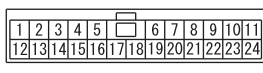
(A-54)



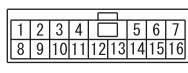
(A-55)



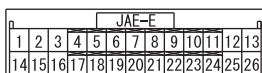
(C-35)



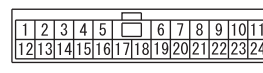
(C-49)



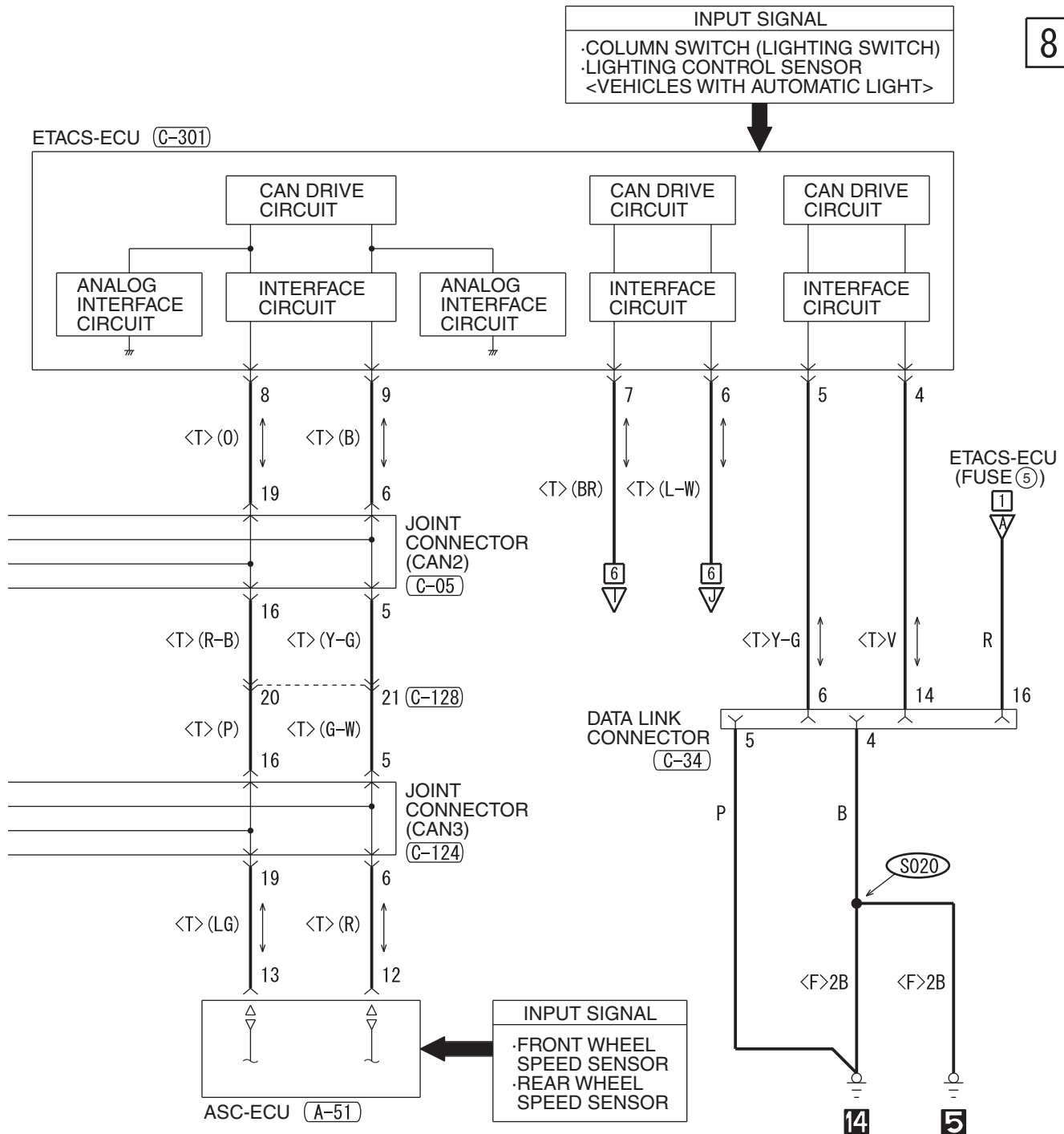
(C-51)



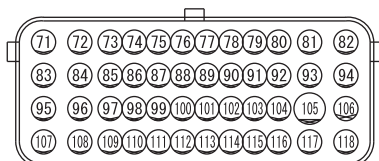
(C-124)



**8**



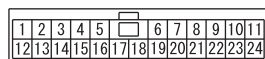
(B-109)



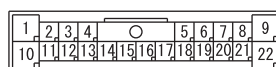
(B-120) \*



(C-05)



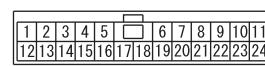
(C-128)



(C-34) FRONT SIDE



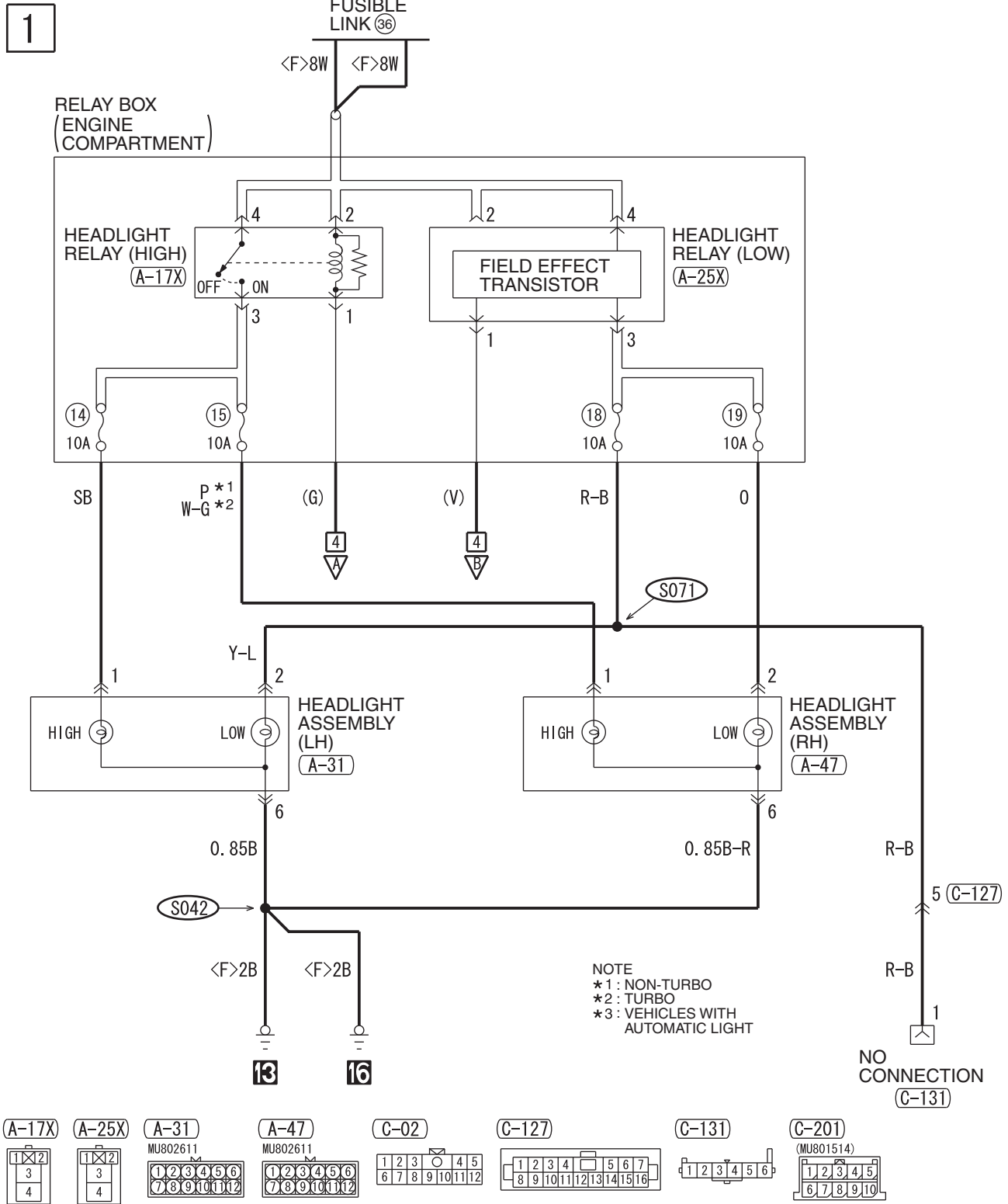
(C-301)



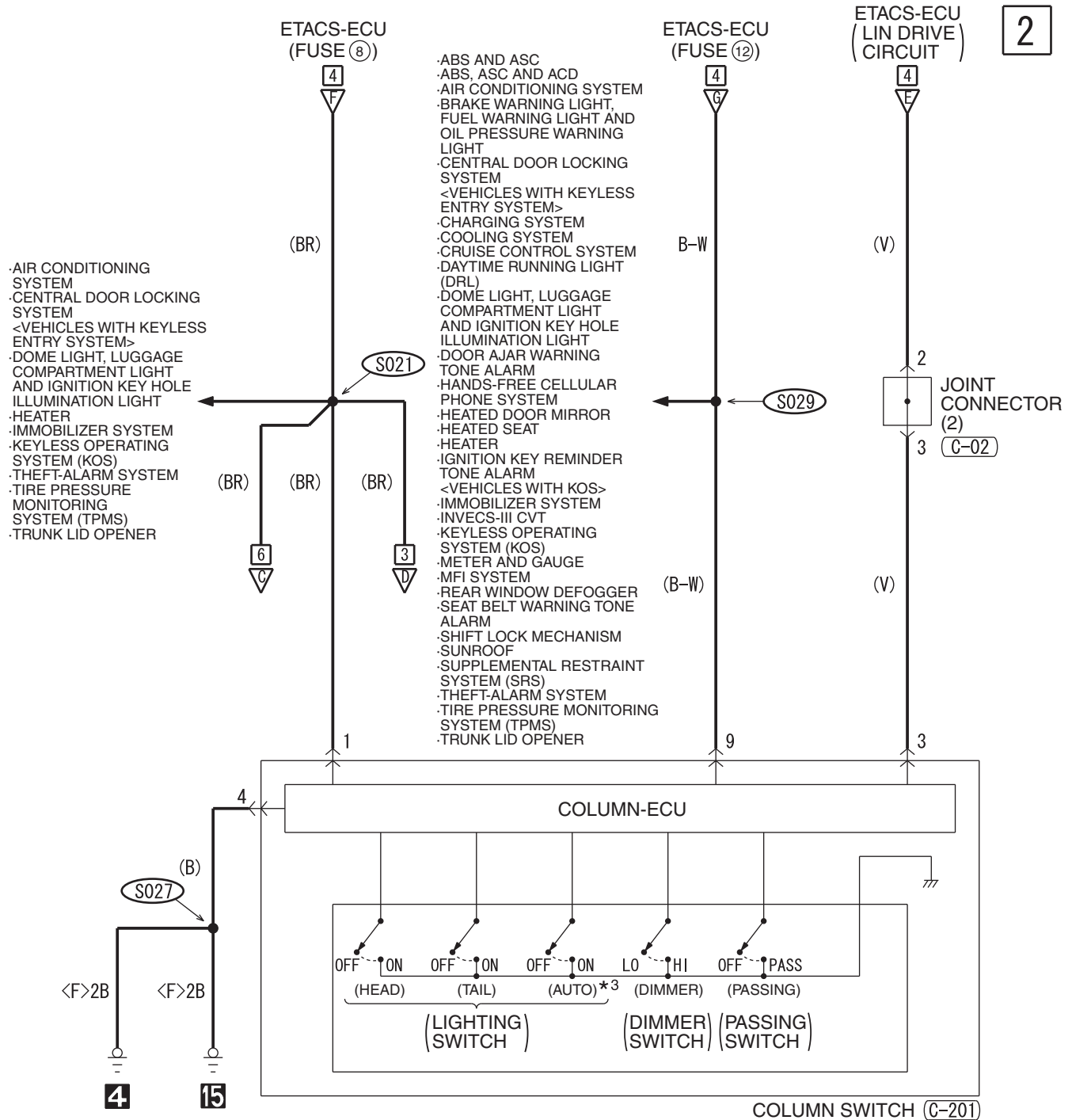
HAH07M03DB

# HEADLIGHT <HALOGEN TYPE (VEHICLES WITH STANDARD METER)>

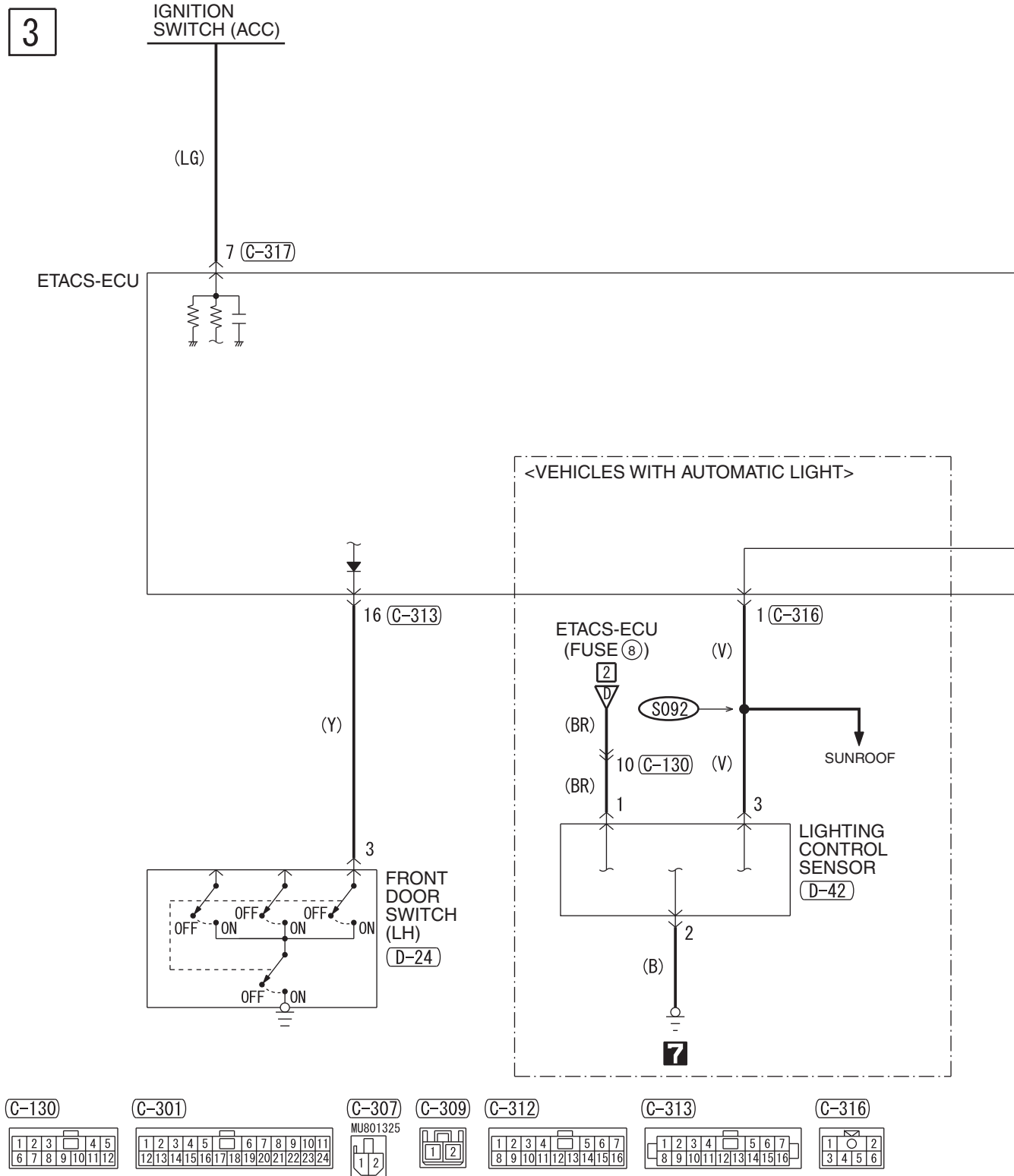
M1901001505896

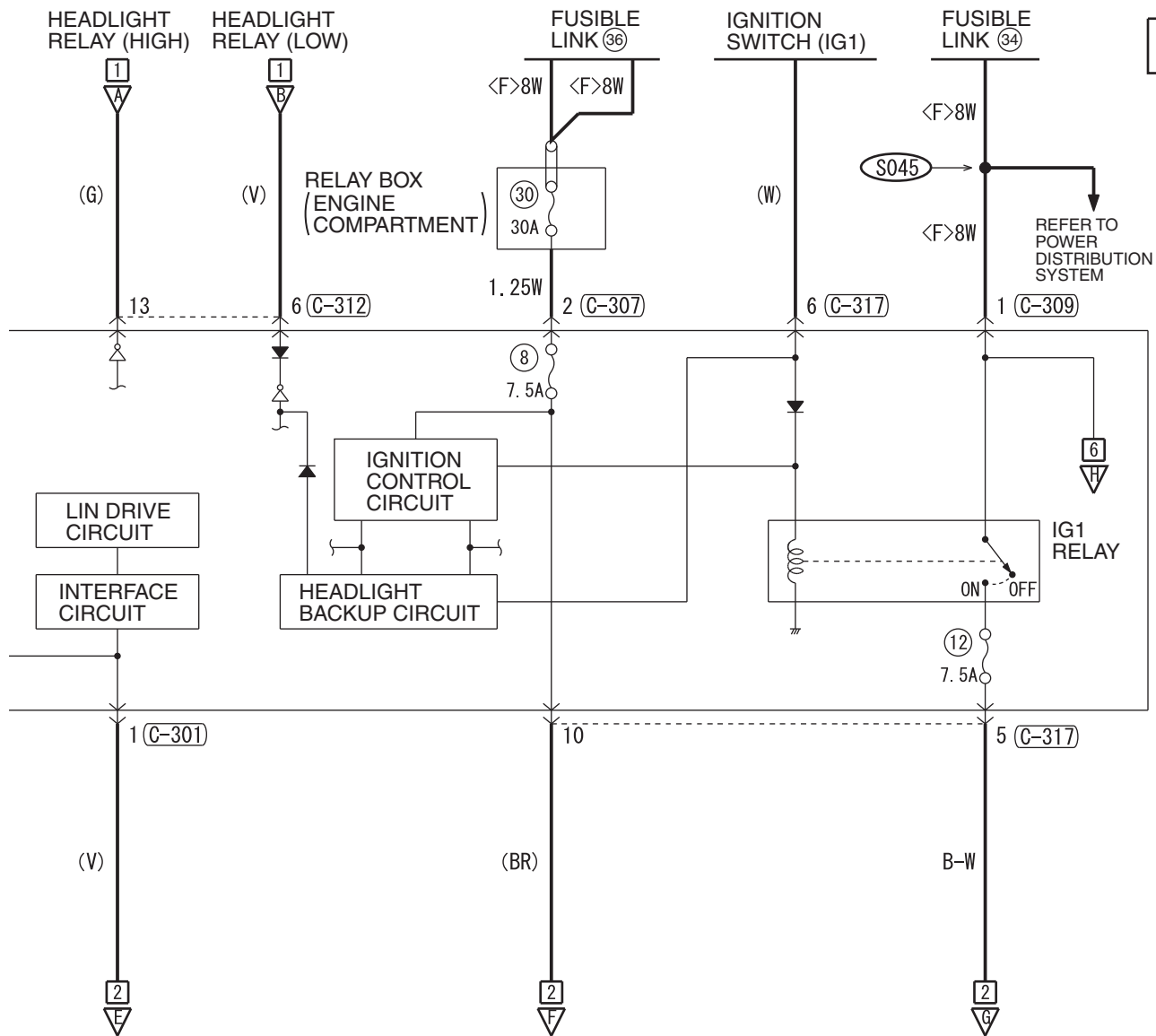






## HEADLIGHT &lt;HALOGEN TYPE (VEHICLES WITH STANDARD METER)&gt; (CONTINUED)





(C-317)

1	2	3	4	5	6	7
8	9	10	11	12	13	14
15						

(D-24)

1	2	3
---	---	---

(D-42)

1	2	3	4
---	---	---	---

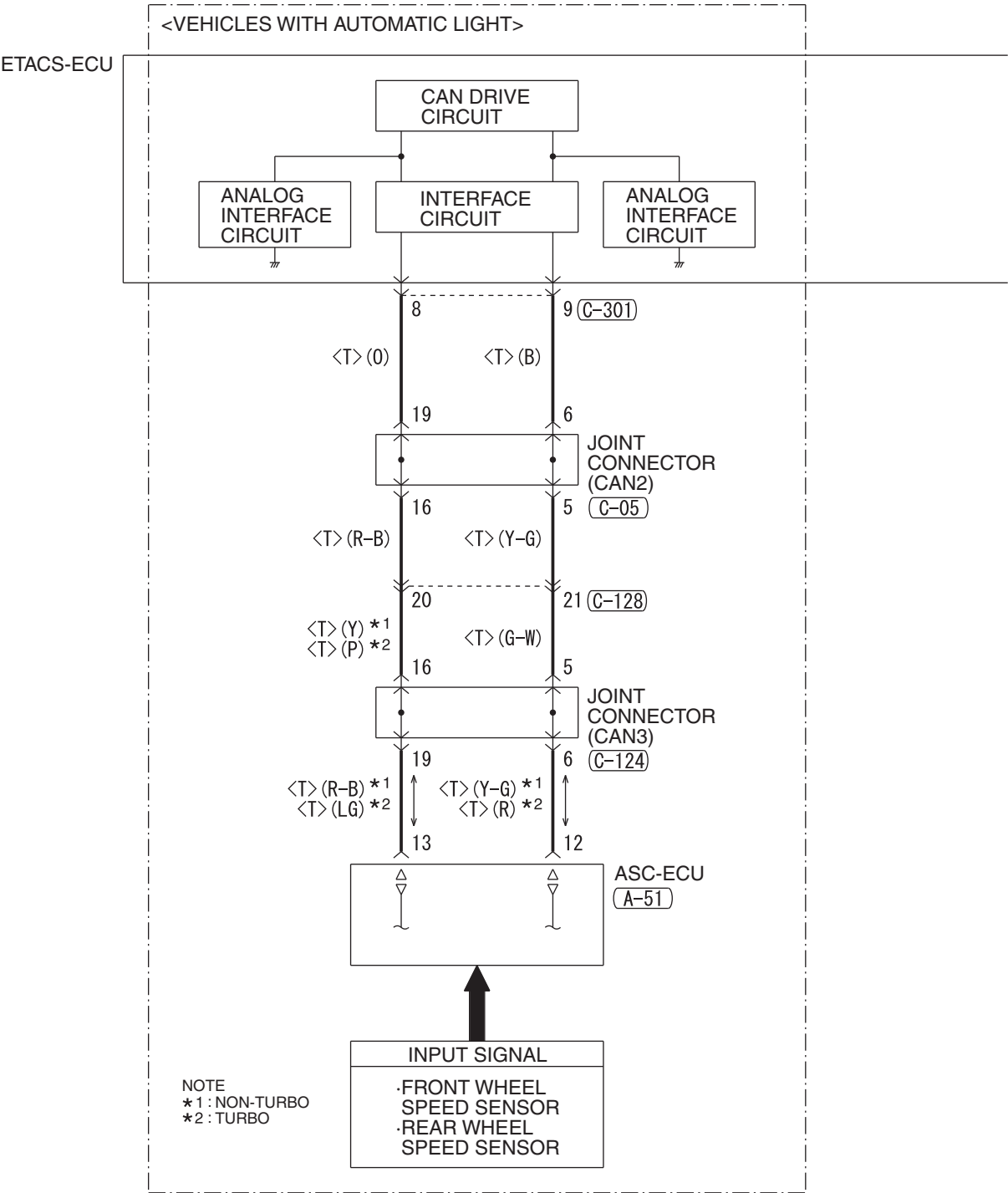
**WIRE COLOR CODE**

B : BLACK LG : LIGHT GREEN G : GREEN L : BLUE W : WHITE Y : YELLOW SB : SKY BLUE  
 BR : BROWN O : ORANGE GR : GRAY R : RED P : PINK V : VIOLET PU : PURPLE SI : SILVER

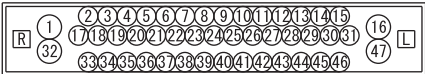
HAH08M00BB

HEADLIGHT <HALOGEN TYPE (VEHICLES WITH STANDARD METER)> (CONTINUED)

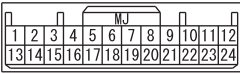
5



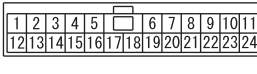
(A-51)



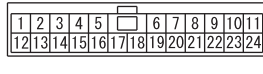
(C-04)



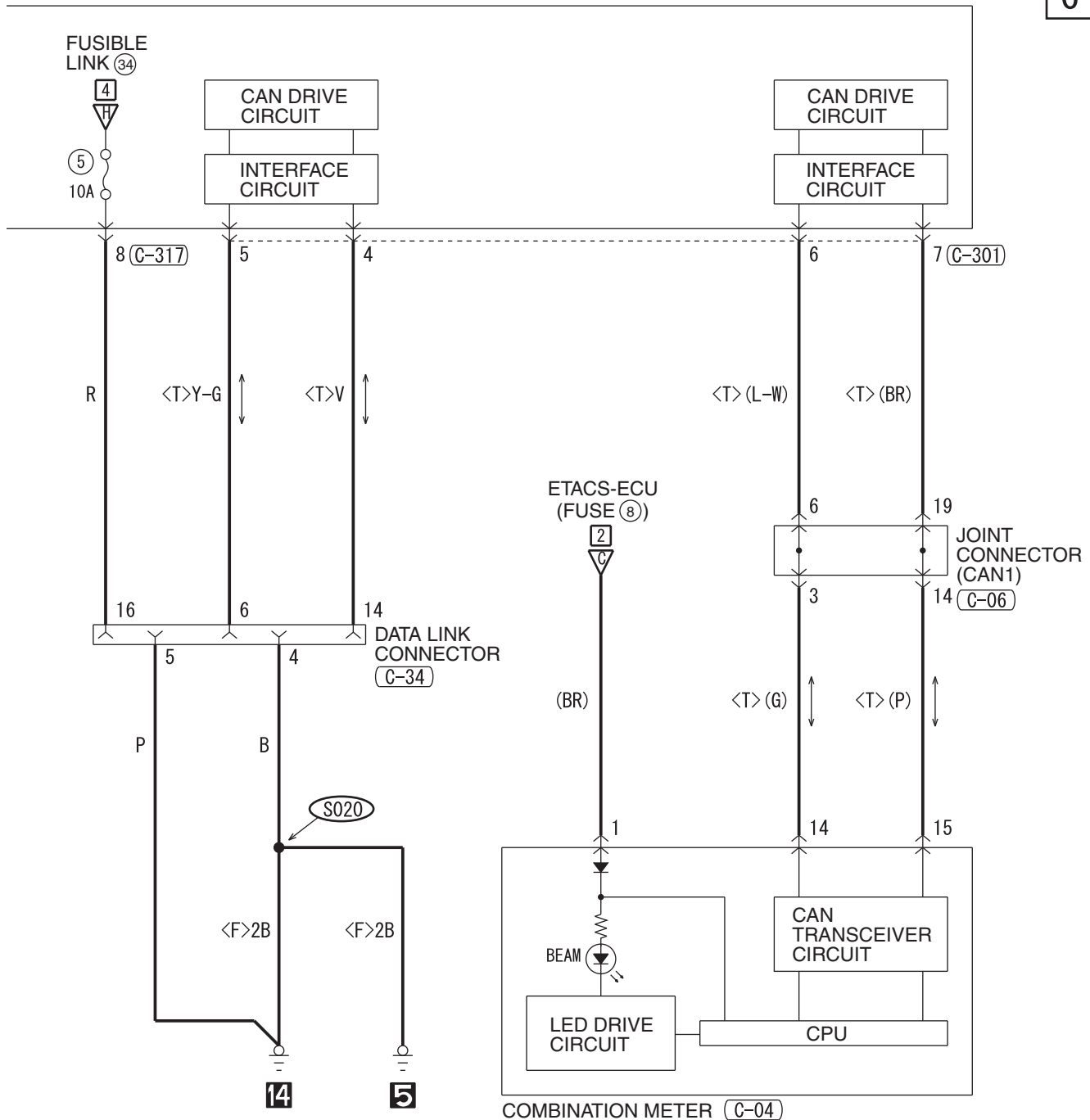
(C-05)



(C-06)



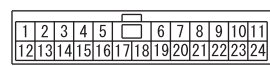
**6**



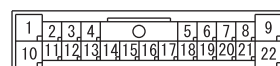
(C-34) FRONT SIDE



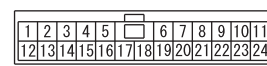
(C-124)



(C-128)



(C-301)



(C-317)



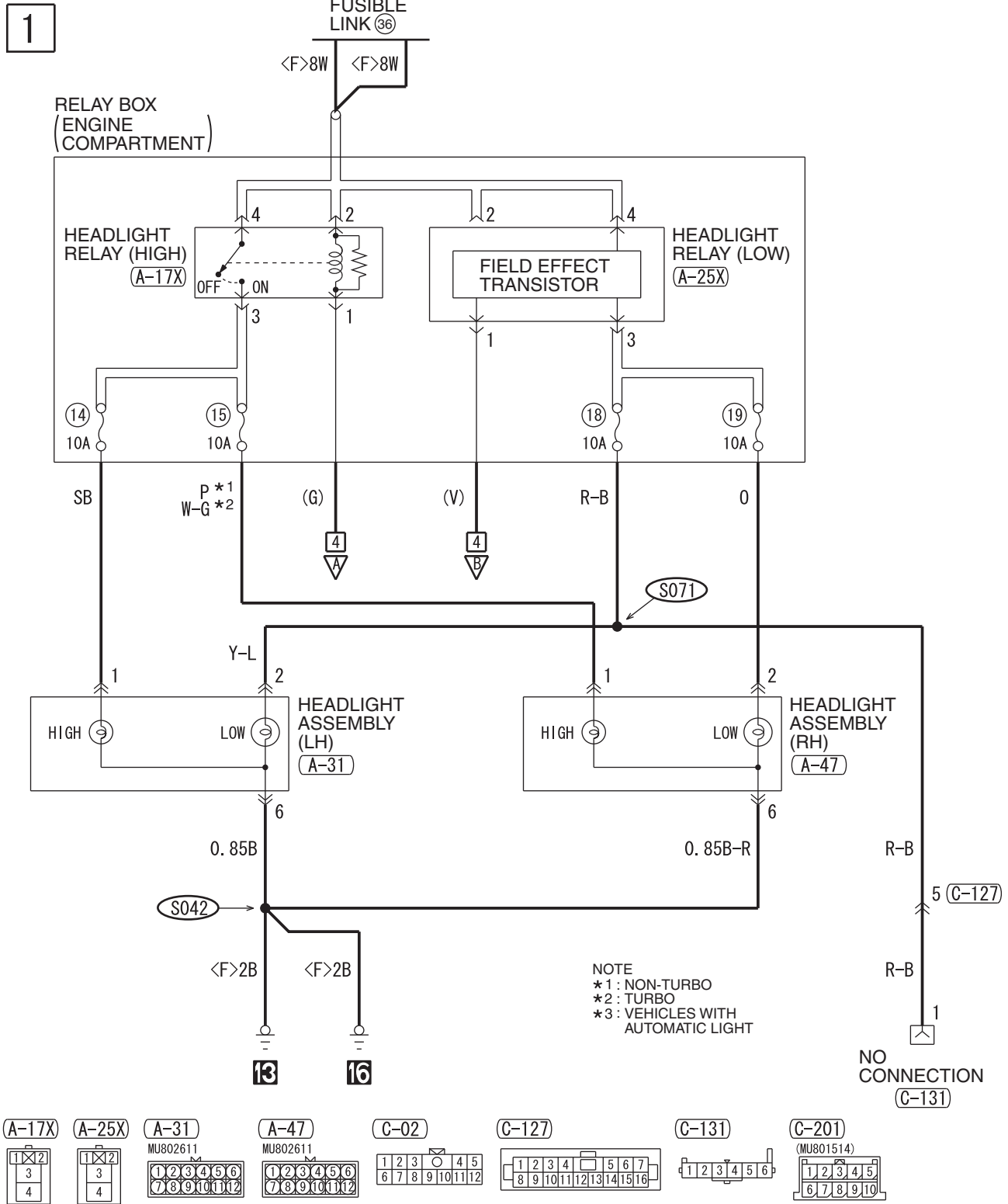
**WIRE COLOR CODE**

B : BLACK LG : LIGHT GREEN G : GREEN L : BLUE W : WHITE Y : YELLOW SB : SKY BLUE  
 BR : BROWN O : ORANGE GR : GRAY R : RED P : PINK V : VIOLET PU : PURPLE SI : SILVER

HAH08M00CB

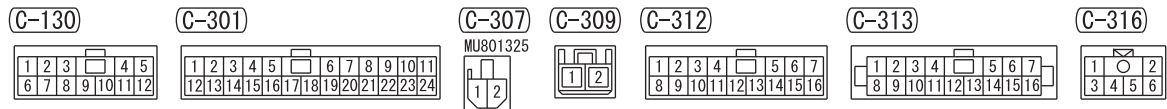
HEADLIGHT  
<HALOGEN TYPE (VEHICLES WITH COLOR METER)>

M1901001505904



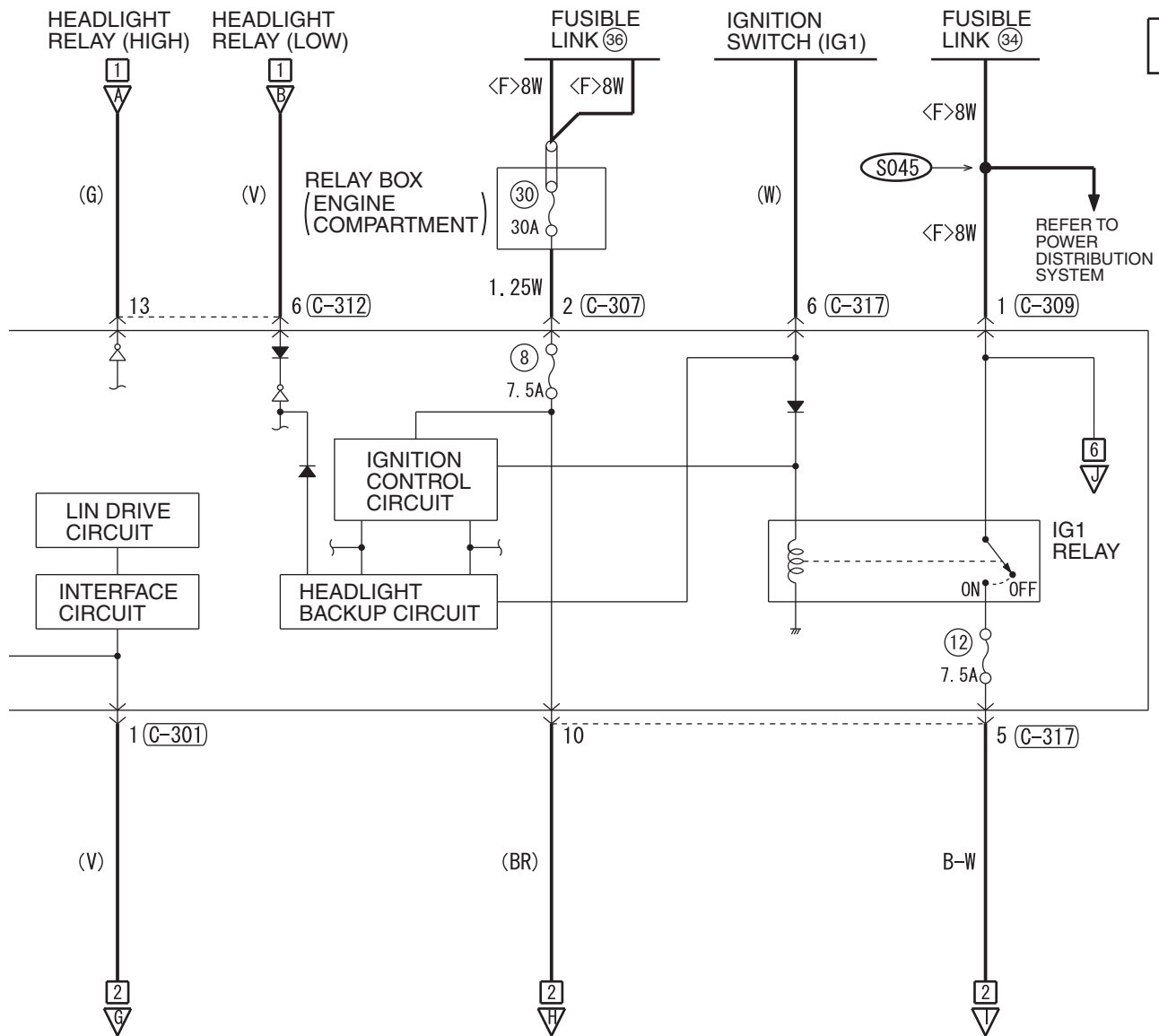


**HEADLIGHT <HALOGEN TYPE (VEHICLES WITH COLOR METER)> (CONTINUED)**





**4**



(C-317)

1	2	3	4	5	6	7
8	9	10	11	12	13	14
15						

(D-24)  
(MU801536)

1	2	3
---	---	---

(D-42)

1	2	3	4
---	---	---	---

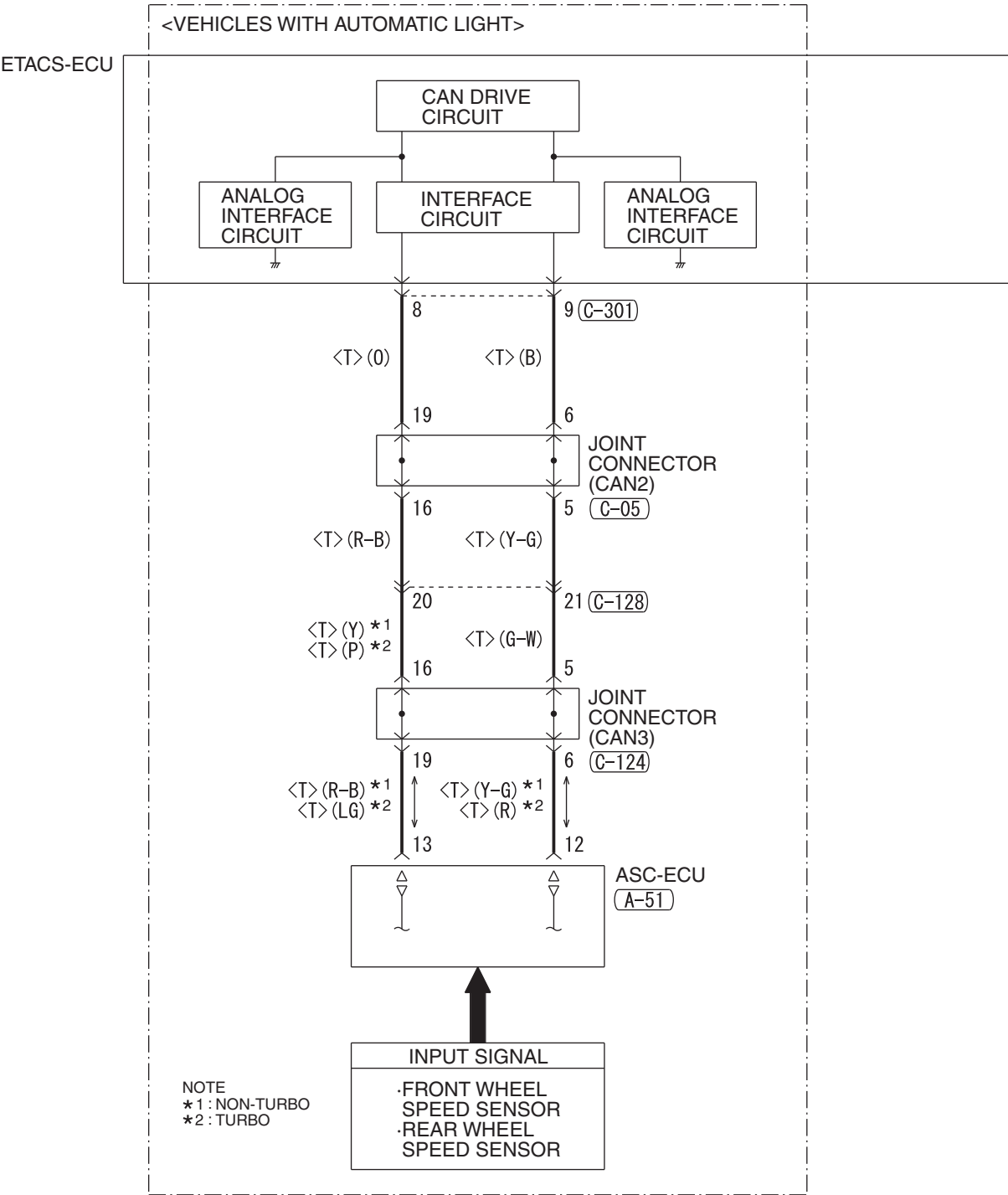
**WIRE COLOR CODE**

B : BLACK LG : LIGHT GREEN G : GREEN L : BLUE W : WHITE Y : YELLOW SB : SKY BLUE  
 BR : BROWN O : ORANGE GR : GRAY R : RED P : PINK V : VIOLET PU : PURPLE SI : SILVER

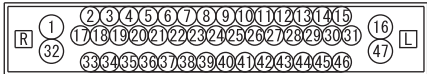
HAH08M01BB

HEADLIGHT <HALOGEN TYPE (VEHICLES WITH COLOR METER)> (CONTINUED)

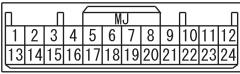
5



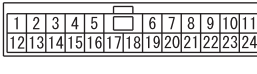
(A-51)



(C-04)



(C-05)

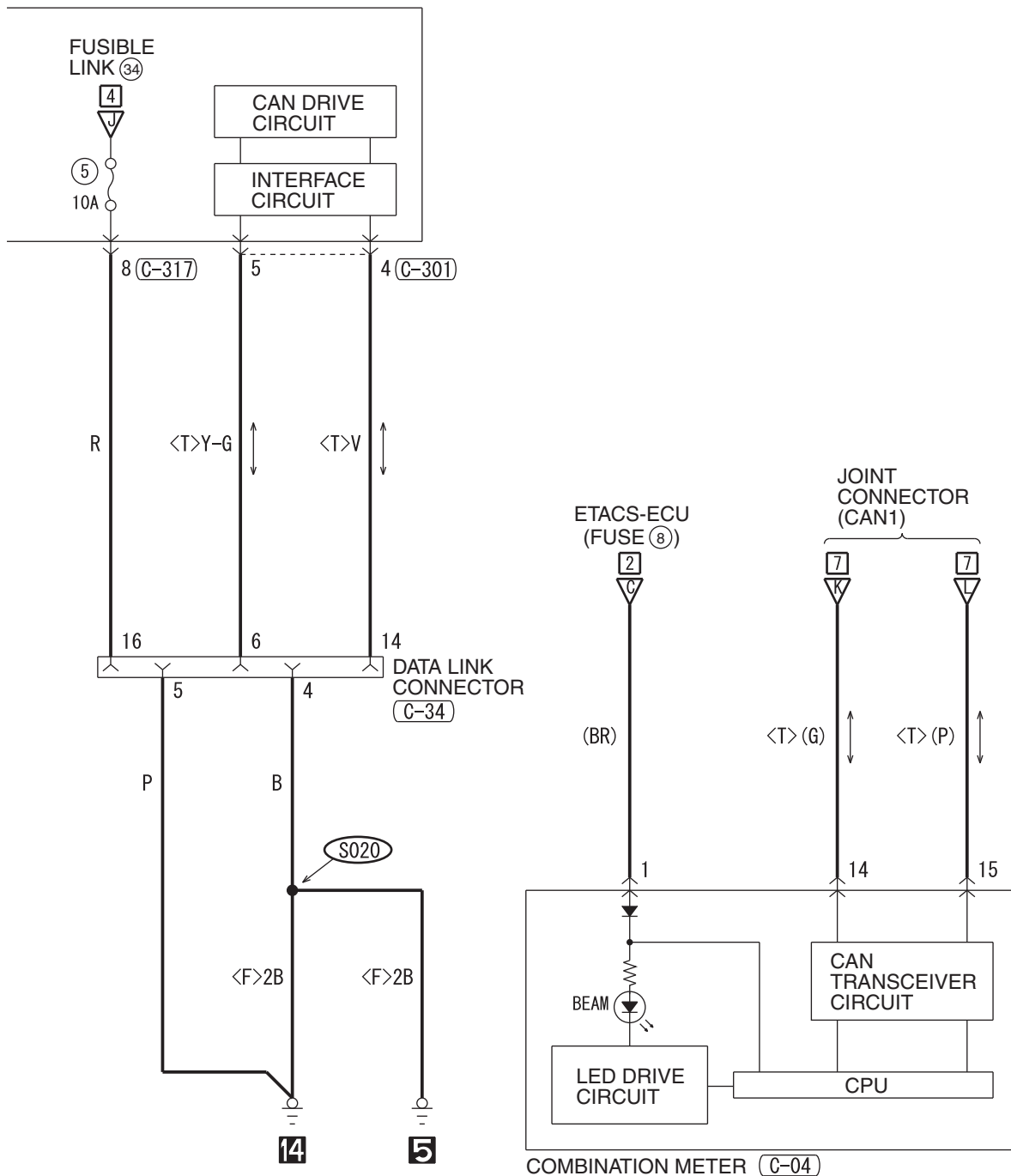


(C-34)

FRONT SIDE



**6**



**(C-124)**

1	2	3	4	5	6	7	8	9	10	11
12	13	14	15	16	17	18	19	20	21	22
23	24									

**(C-128)**

1	2	3	4	5	6	7	8	9
10	11	12	13	14	15	16	17	18
19	20	21	22					

**(C-301)**

1	2	3	4	5	6	7	8	9	10	11
12	13	14	15	16	17	18	19	20	21	22
23	24									

**(C-317)**

1	2	3	4	5	6	7
8	9	10	11	12	13	14
15						

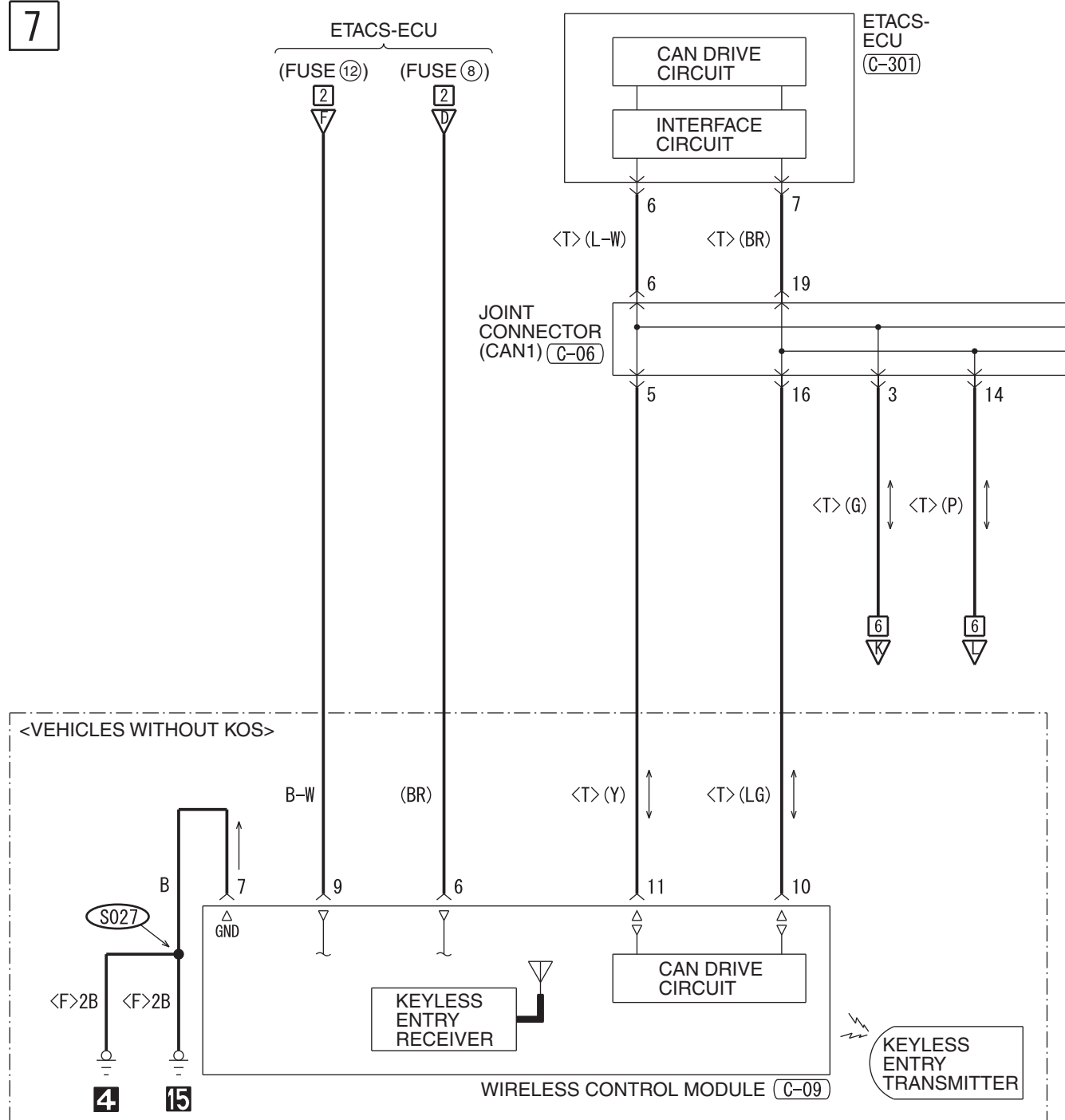
**WIRE COLOR CODE**

B : BLACK LG : LIGHT GREEN G : GREEN L : BLUE W : WHITE Y : YELLOW SB : SKY BLUE  
 BR : BROWN O : ORANGE GR : GRAY R : RED P : PINK V : VIOLET PU : PURPLE SI : SILVER

HAH08M01CB

## HEADLIGHT &lt;HALOGEN TYPE (VEHICLES WITH COLOR METER)&gt; (CONTINUED)

7



(C-06)

1	2	3	4	5		6	7	8	9	10	11	
12	13	14	15	16	17	18	19	20	21	22	23	24

(C-09)

1	2	3	4	5	6
7	8	9	10	11	12

(C-10)

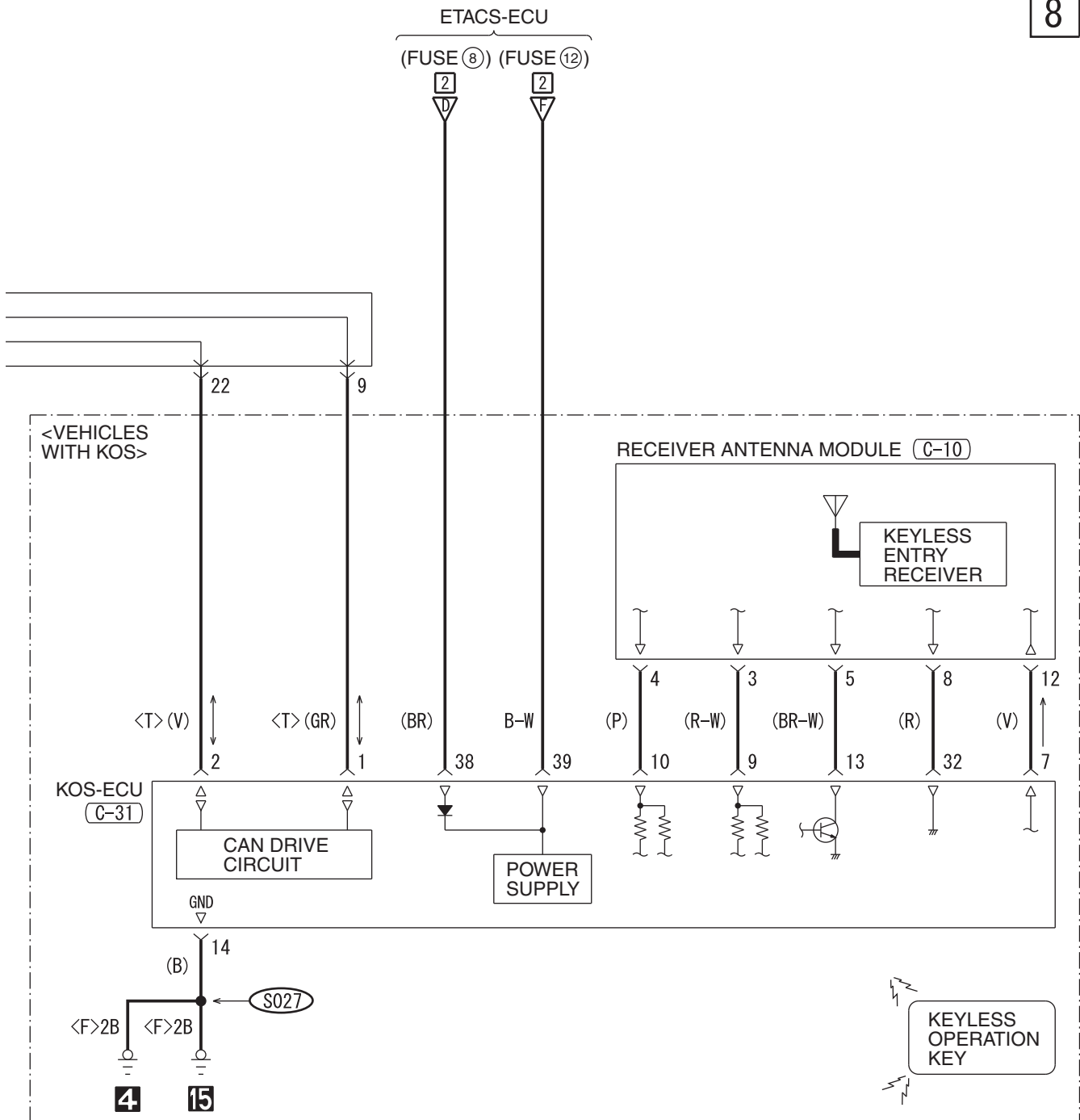
1	2	3	4	5	6
7	8	9	10	11	12

(C-31)

1	2	3	4	5	6	7	8	9	10	11	12	13	14	15	16	17	18	19	20
21	22	23	24	25	26	27	28	29	30	31	32	33	34	35	36	37	38	39	40

(C-301)

1	2	3	4	5		6	7	8	9	10	11	
12	13	14	15	16	17	18	19	20	21	22	23	24



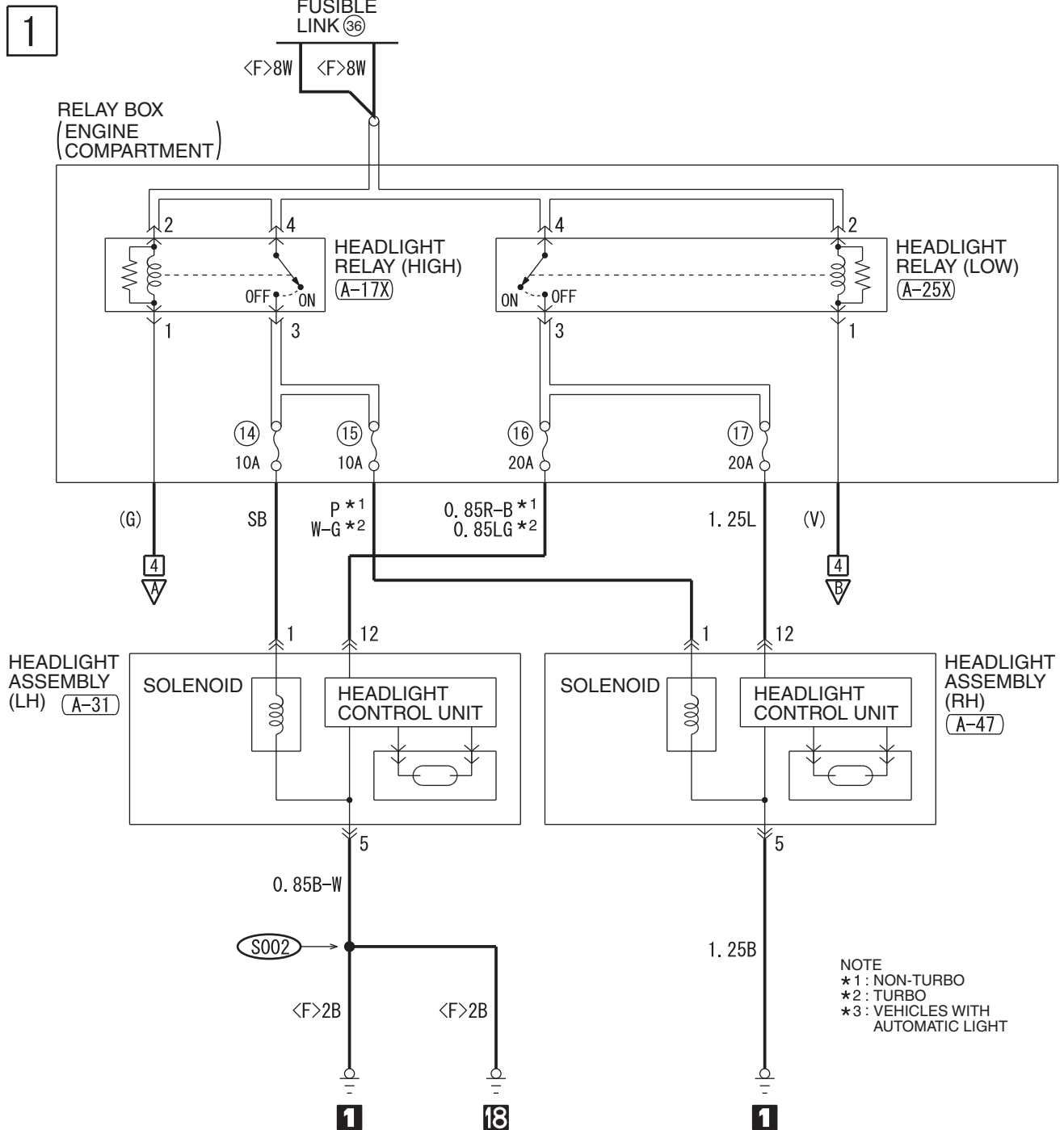
**WIRE COLOR CODE**

B : BLACK LG : LIGHT GREEN G : GREEN L : BLUE W : WHITE Y : YELLOW SB : SKY BLUE  
 BR : BROWN O : ORANGE GR : GRAY R : RED P : PINK V : VIOLET PU : PURPLE SI : SILVER

HAH08M01DB

HEADLIGHT <DISCHARGE TYPE  
(VEHICLES WITH STANDARD METER)>

M1901001505915



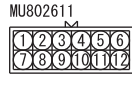
(A-17X)



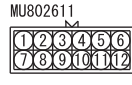
(A-25X)



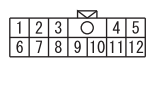
(A-31)



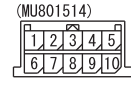
(A-47)

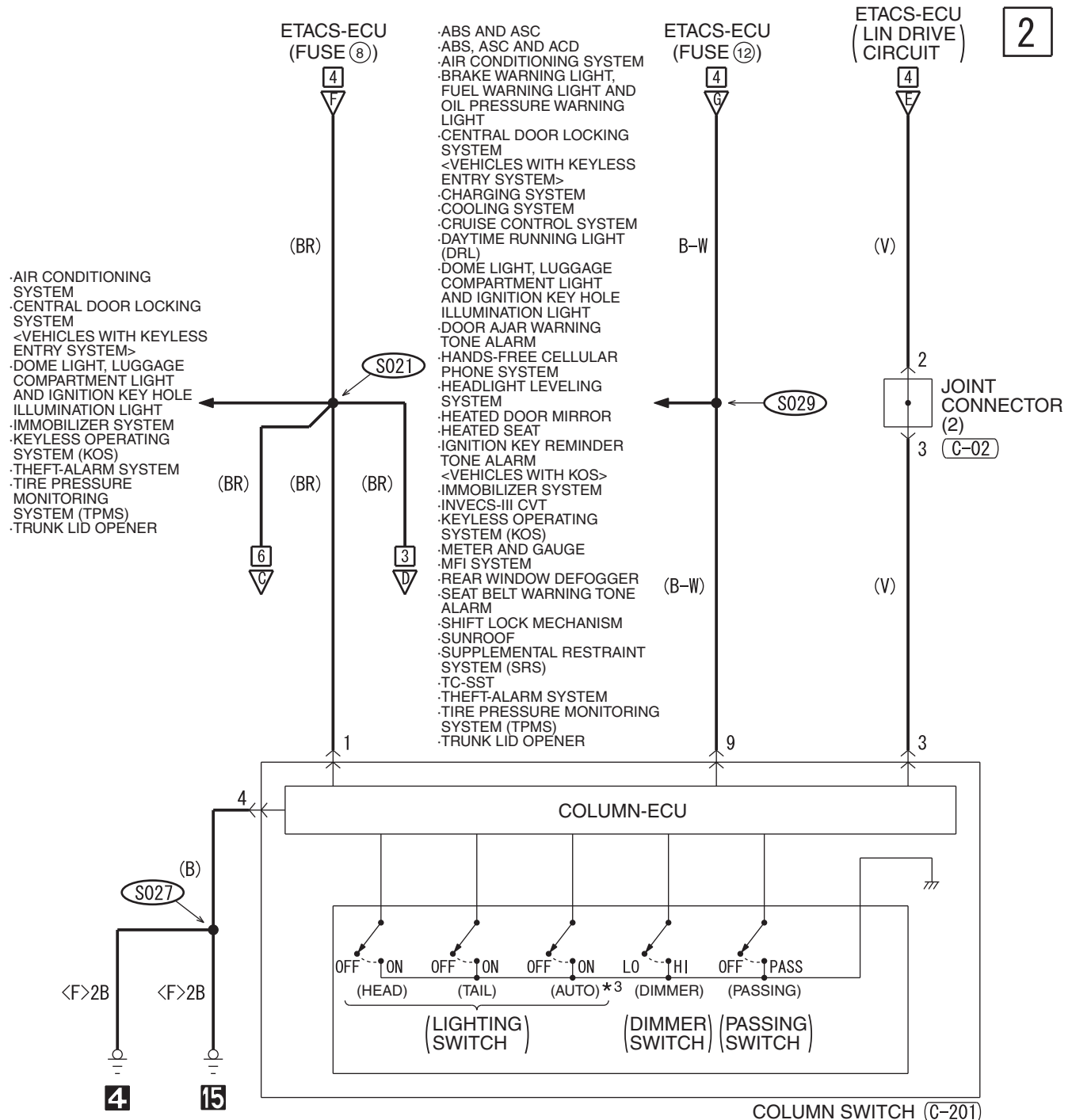


(C-02)

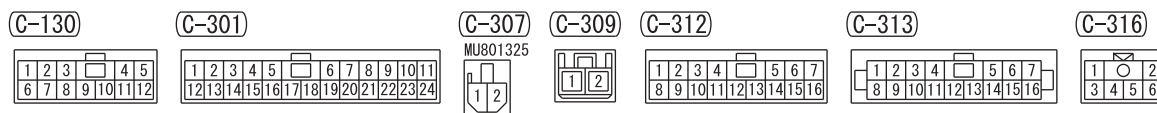
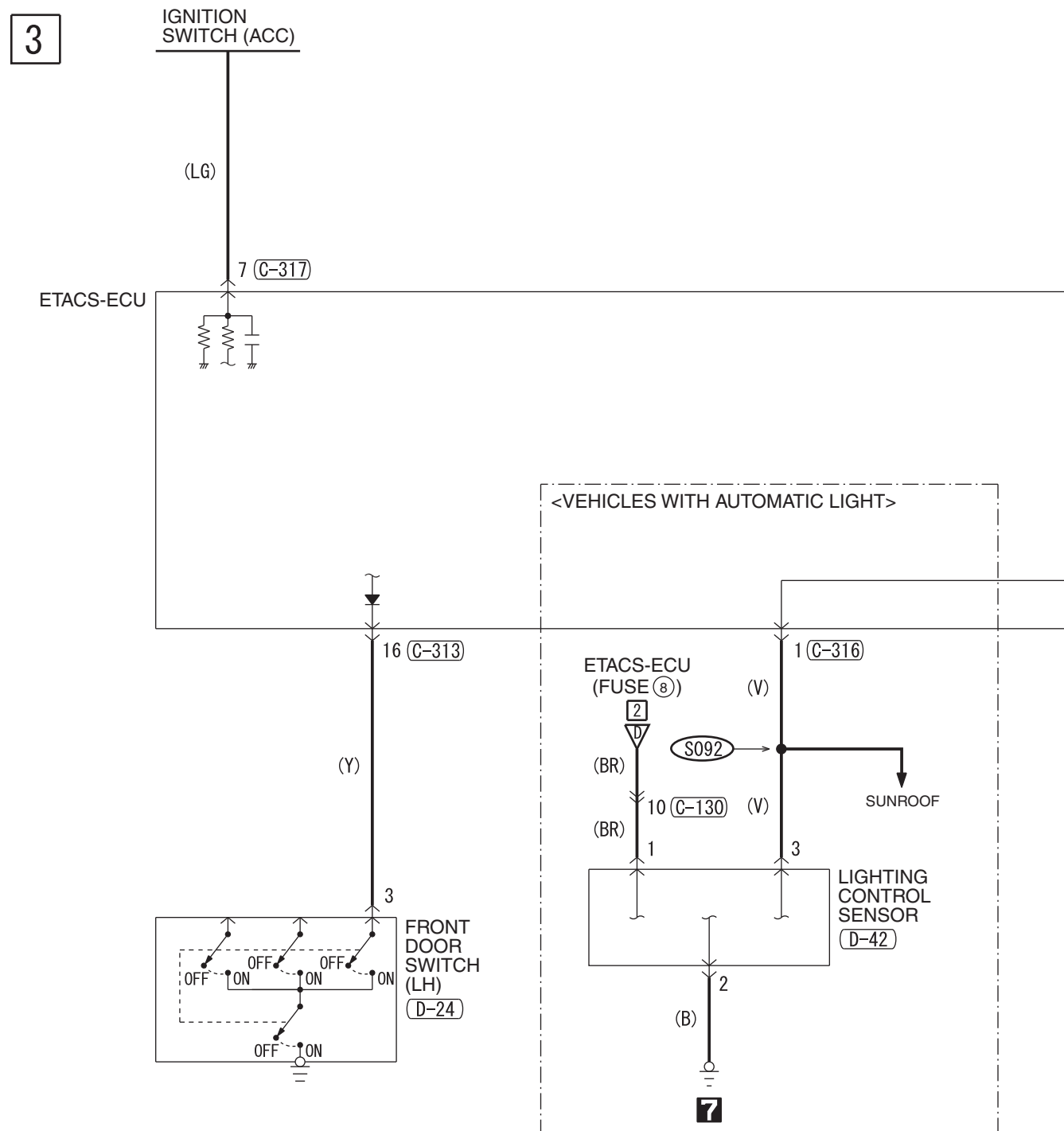


(C-201)



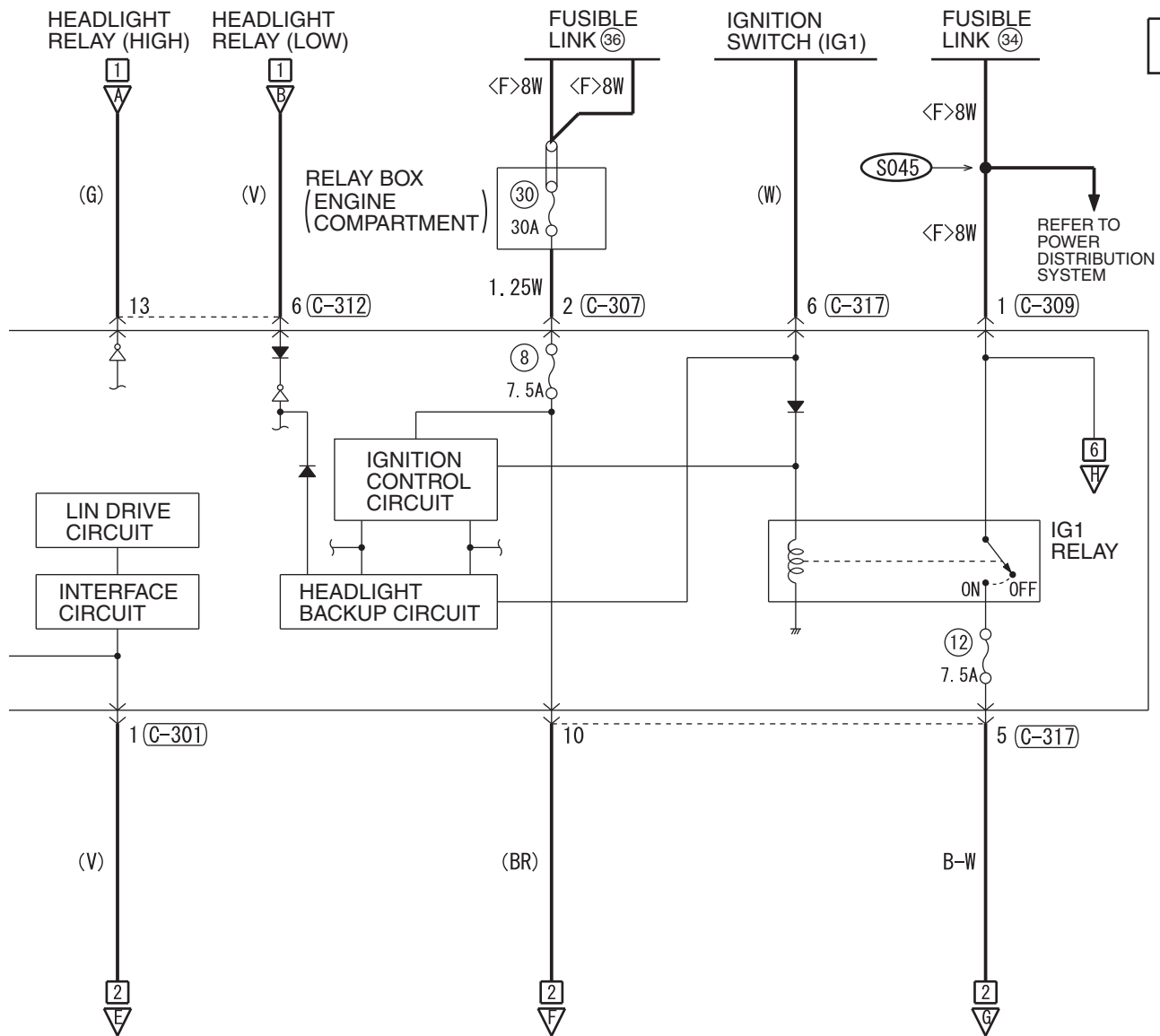


**HEADLIGHT <DISCHARGE TYPE (VEHICLES WITH STANDARD METER)> (CONTINUED)**





**4**



**C-317**

1	2	3	4	5	6	7
8	9	10	11	12	13	14
15						

**D-24**

1	2	3
---	---	---

**D-42**

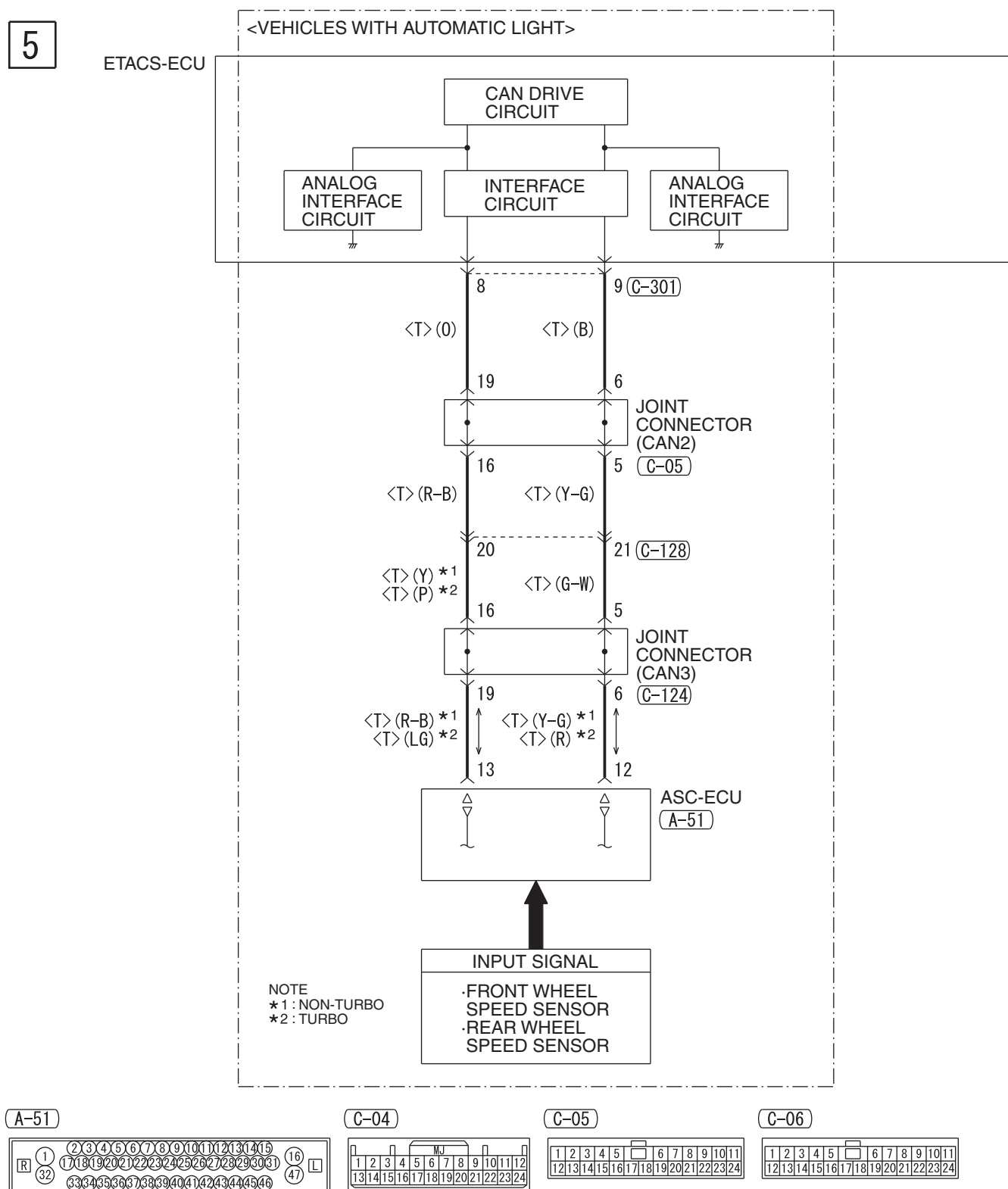
1	2	3	4
---	---	---	---

**WIRE COLOR CODE**

B: BLACK LG: LIGHT GREEN G: GREEN L: BLUE W: WHITE Y: YELLOW SB: SKY BLUE  
 BR: BROWN O: ORANGE GR: GRAY R: RED P: PINK V: VIOLET PU: PURPLE SI: SILVER

HAH08M02BB

**HEADLIGHT <DISCHARGE TYPE (VEHICLES WITH STANDARD METER)> (CONTINUED)**



ETACS-ECU

<VEHICLES WITH AUTOMATIC LIGHT>

## CAN DRIVE CIRCUIT

## ANALOG INTERFACE CIRCUIT

## INTERFACE CIRCUIT

## ANALOG INTERFACE CIRCUIT

8 9 (C-301)

<T> (0) <T> (B)

JOINT  
CONNECTOR  
(CAN2)  
(C-05)

Diagram illustrating the wiring connections for the JOINT CONNECTOR (CAN3). The diagram shows two main vertical lines representing the connector terminals. The left line has terminals 20, 16, and 19. The right line has terminals 21, 5, and 6. A dashed line connects terminals 20 and 21, labeled C-128. A solid line connects terminals 16 and 5, labeled C-124. The connections are as follows:

- Terminal 20 is connected to <T> (R-B).
- Terminal 21 is connected to <T> (Y-G).
- Terminal 16 is connected to <T> (Y) \*1 and <T> (P) \*2.
- Terminal 5 is connected to <T> (G-W).
- Terminal 19 is connected to the bottom of the connector.
- Terminal 6 is connected to the bottom of the connector.

The JOINT CONNECTOR (CAN3) is shown as a rectangular box with terminals 16, 5, 19, and 6. The label C-128 is associated with the dashed line, and C-124 is associated with the solid line.

$$\begin{array}{ccc} \langle T \rangle (R-B) *1 & \updownarrow & \langle T \rangle (Y-G) *1 \\ \langle T \rangle (LG) *2 & & \langle T \rangle (R) *2 \\ 12 & & 12 \end{array}$$

ASC-ECU  
(A-51)

INPUT SIGNAL

- FRONT WHEEL SPEED SENSOR
- REAR WHEEL SPEED SENSOR

NOTE  
\*1: NON-TURBO  
\*2: TURBO

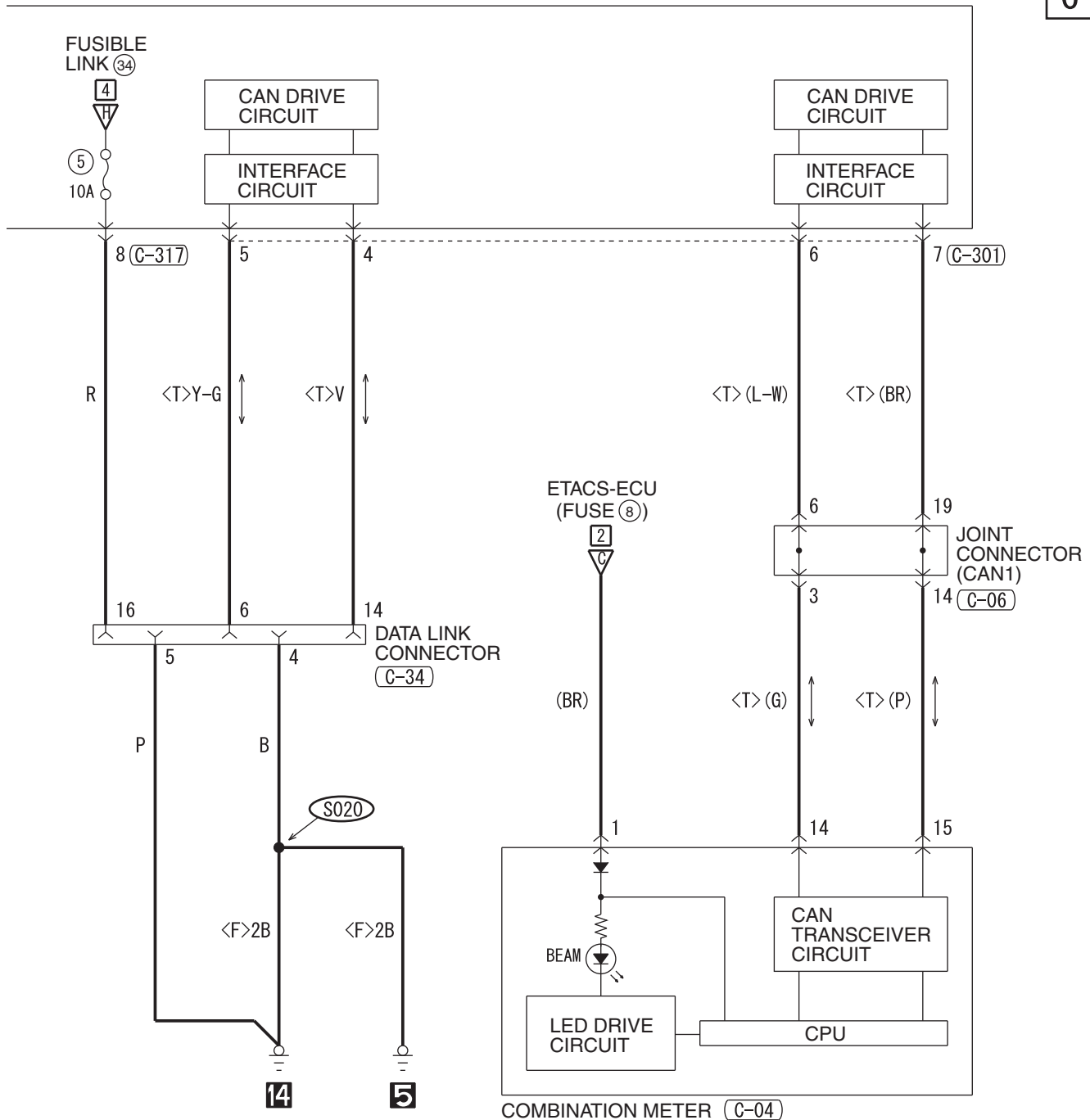
A-51

C-04

C-05

(C-06)

**6**



(C-34) FRONT SIDE

(C-124)

(C-128)

(C-301)

(C-317)

1	2	3	4	5	6	7	8
9	10	11	12	13	14	15	16

1	2	3	4	5		6	7	8	9	10	11	
12	13	14	15	16	17	18	19	20	21	22	23	24

1	2	3	4	○				5	6	7	8	9
10	11	12	13	14	15	16	17	18	19	20	21	22

1	2	3	4	5	<div></div>	6	7	8	9	10	11	
12	13	14	15	16	17	18	19	20	21	22	23	24

1	2	3	4		5	6	7
8	9	10	11	12	13	14	15

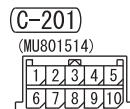
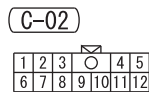
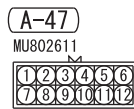
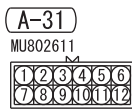
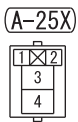
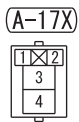
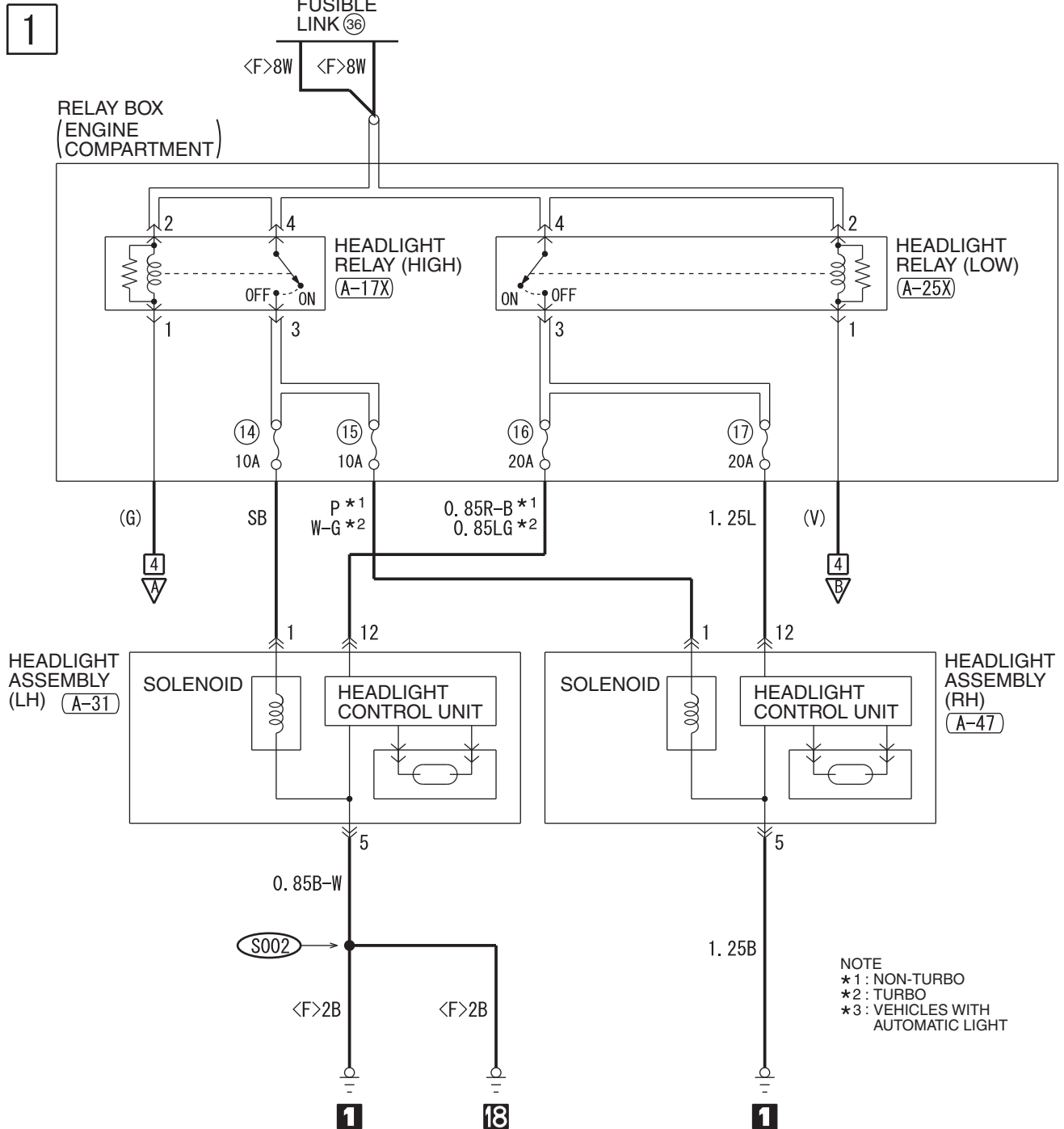
**WIRE COLOR CODE**

B : BLACK LG : LIGHT GREEN G : GREEN L : BLUE W : WHITE Y : YELLOW SB : SKY BLUE  
 BR : BROWN O : ORANGE GR : GRAY R : RED P : PINK V : VIOLET PU : PURPLE SI : SILVER

HAH08M02CB

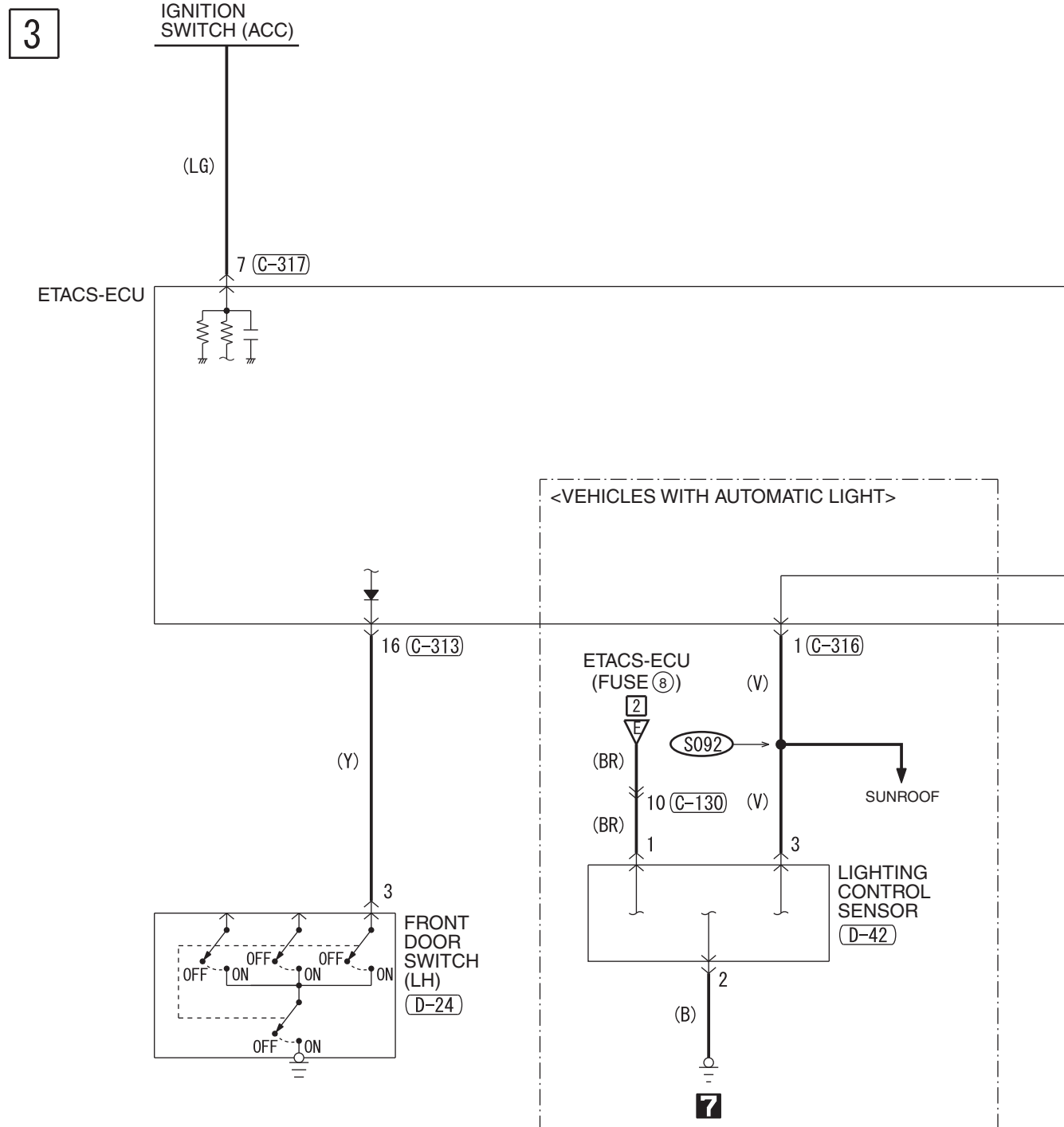
HEADLIGHT <DISCHARGE TYPE  
(VEHICLES WITH COLOR METER)>

M1901001505926





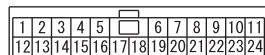
## HEADLIGHT &lt;DISCHARGE TYPE (VEHICLES WITH COLOR METER)&gt; (CONTINUED)



(C-130)



(C-301)



(C-307)



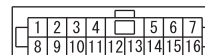
(C-309)



(C-312)



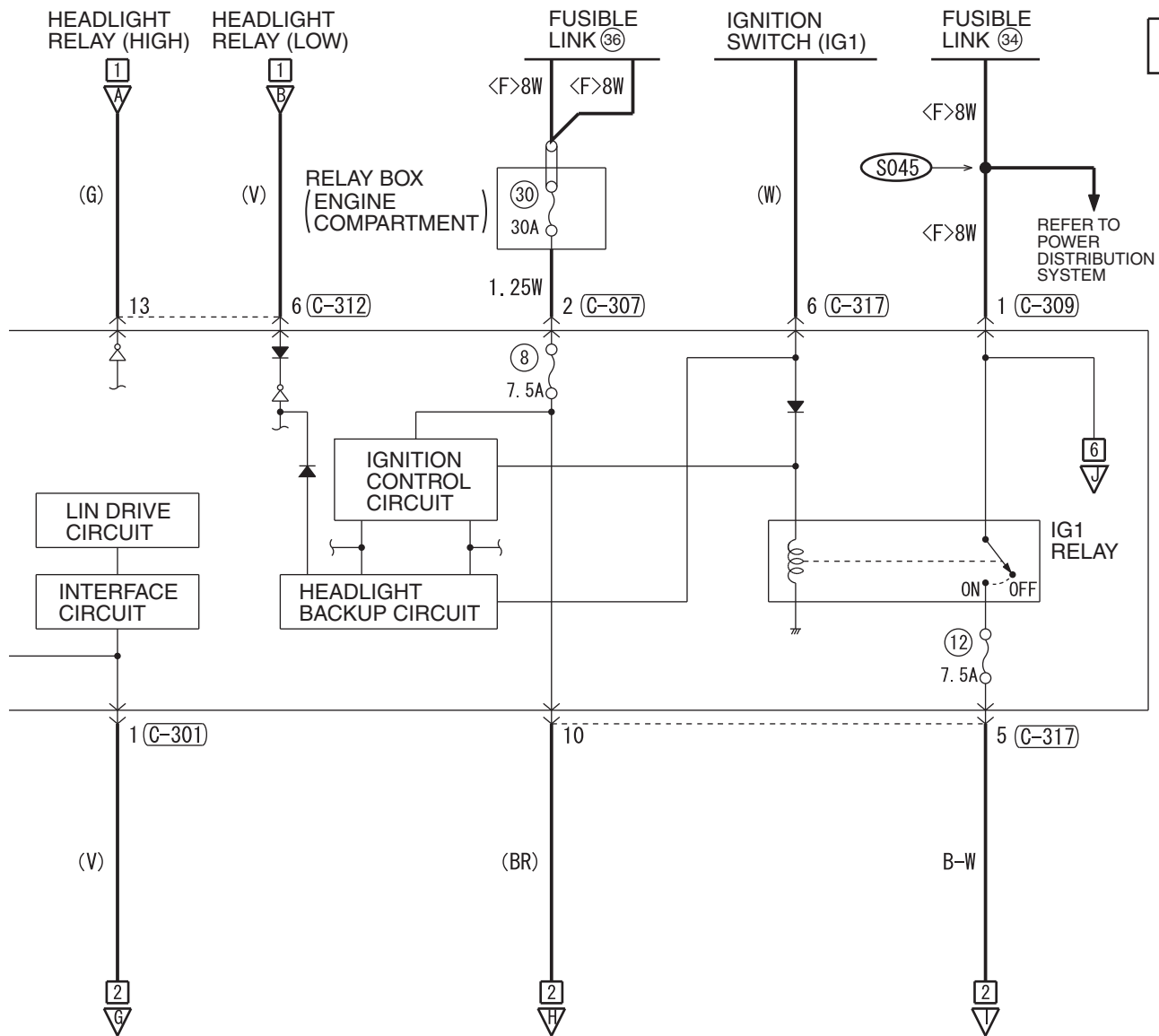
(C-313)



(C-316)



**4**



(C-317)

1	2	3	4	5	6	7
8	9	10	11	12	13	14
15						

(D-24)  
(MU801536)

1	2	3
---	---	---

(D-42)

1	2	3	4
---	---	---	---

**WIRE COLOR CODE**

B: BLACK LG: LIGHT GREEN G: GREEN L: BLUE W: WHITE Y: YELLOW SB: SKY BLUE  
 BR: BROWN O: ORANGE GR: GRAY R: RED P: PINK V: VIOLET PU: PURPLE SI: SILVER

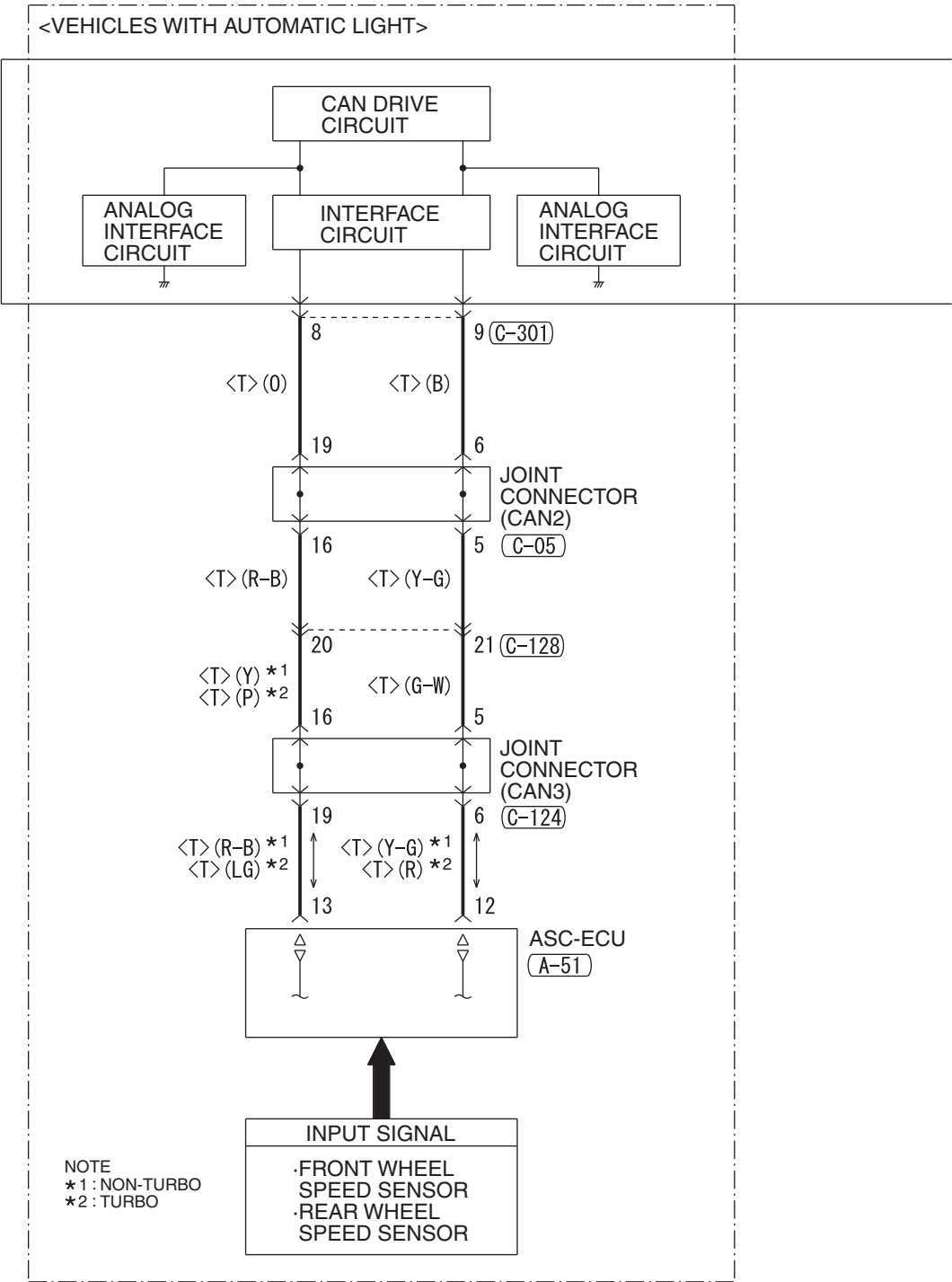
HAH08M03BB

HEADLIGHT <DISCHARGE TYPE (VEHICLES WITH COLOR METER)> (CONTINUED)

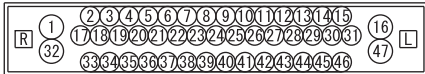
5

ETACS-ECU

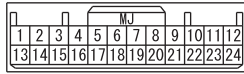
<VEHICLES WITH AUTOMATIC LIGHT>



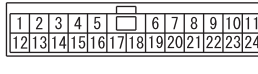
A-51



C-04



C-05



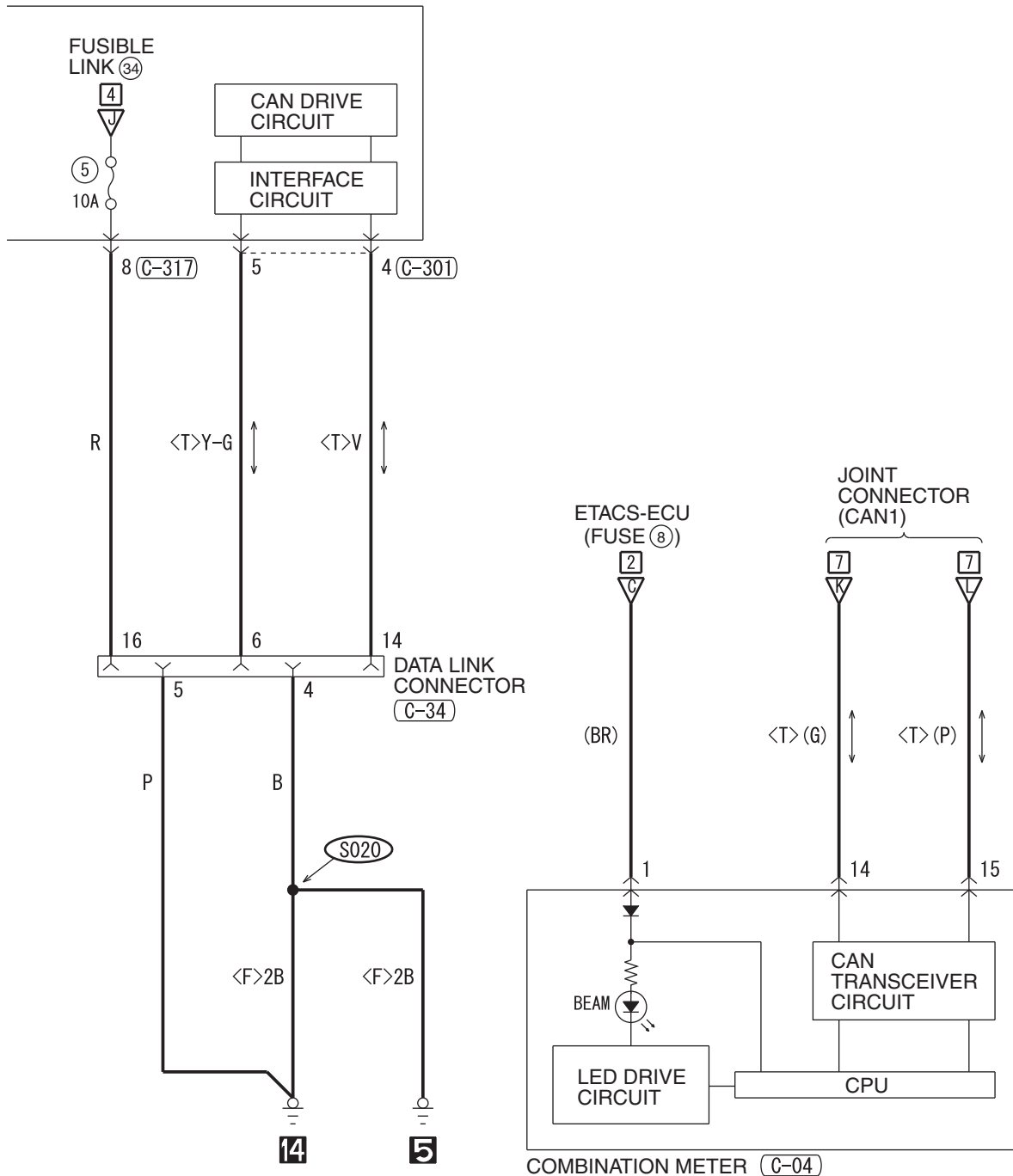
C-34

FRONT SIDE





**6**



**(C-124)**

1	2	3	4	5	6	7	8	9	10	11
12	13	14	15	16	17	18	19	20	21	22

**(C-128)**

1	2	3	4	5	6	7	8	9
10	11	12	13	14	15	16	17	18

**(C-301)**

1	2	3	4	5	6	7	8	9	10	11
12	13	14	15	16	17	18	19	20	21	22

**(C-317)**

1	2	3	4	5	6	7
8	9	10	11	12	13	14

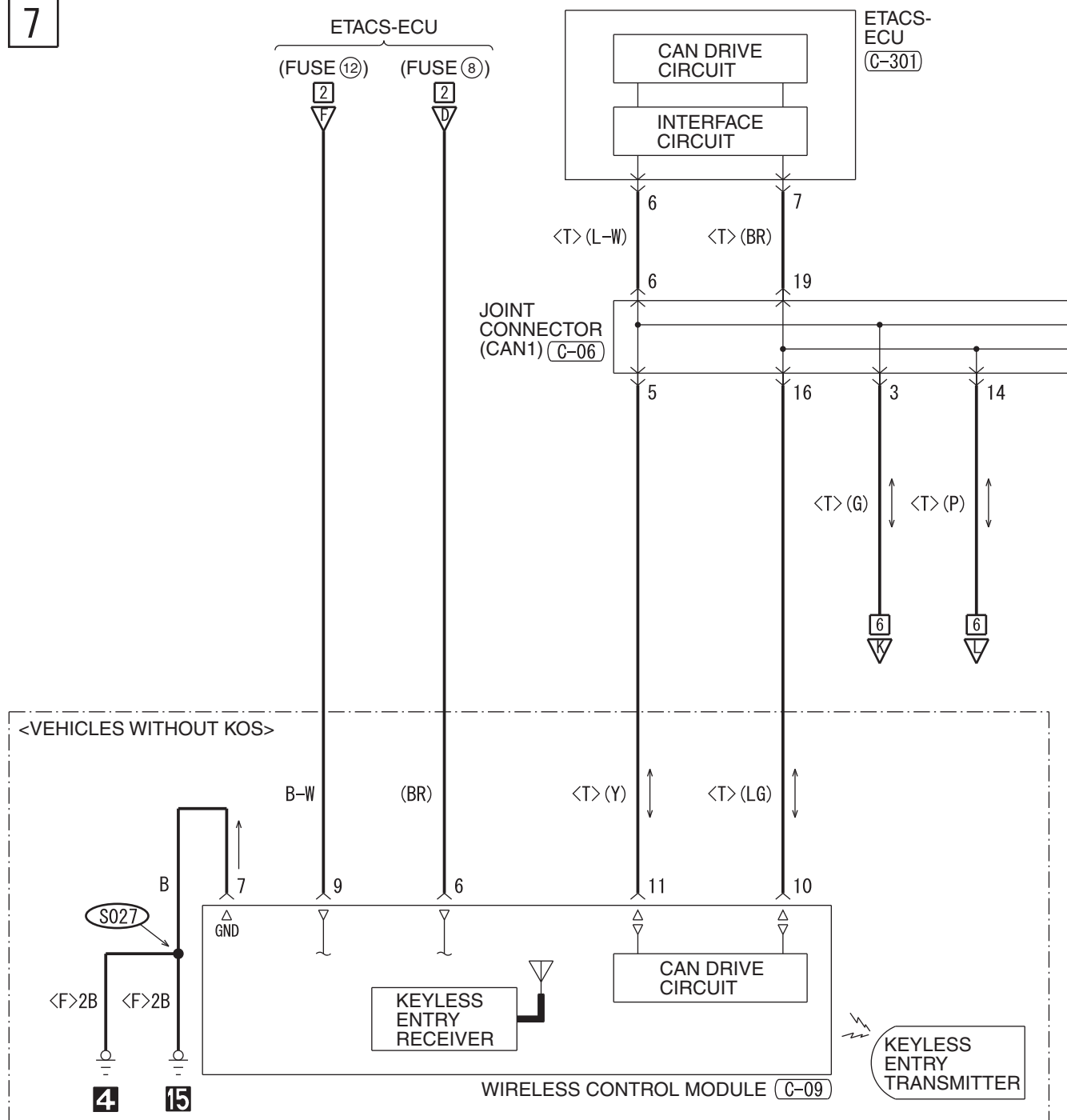
**WIRE COLOR CODE**

B : BLACK LG : LIGHT GREEN G : GREEN L : BLUE W : WHITE Y : YELLOW SB : SKY BLUE  
 BR : BROWN O : ORANGE GR : GRAY R : RED P : PINK V : VIOLET PU : PURPLE SI : SILVER

HAH08M03CB

## HEADLIGHT &lt;DISCHARGE TYPE (VEHICLES WITH COLOR METER)&gt; (CONTINUED)

7



(C-06)

1	2	3	4	5	6	7	8	9	10	11
12	13	14	15	16	17	18	19	20	21	22
23	24									

(C-09)

1	2	3	4	5	6
7	8	9	10	11	12

(C-10)

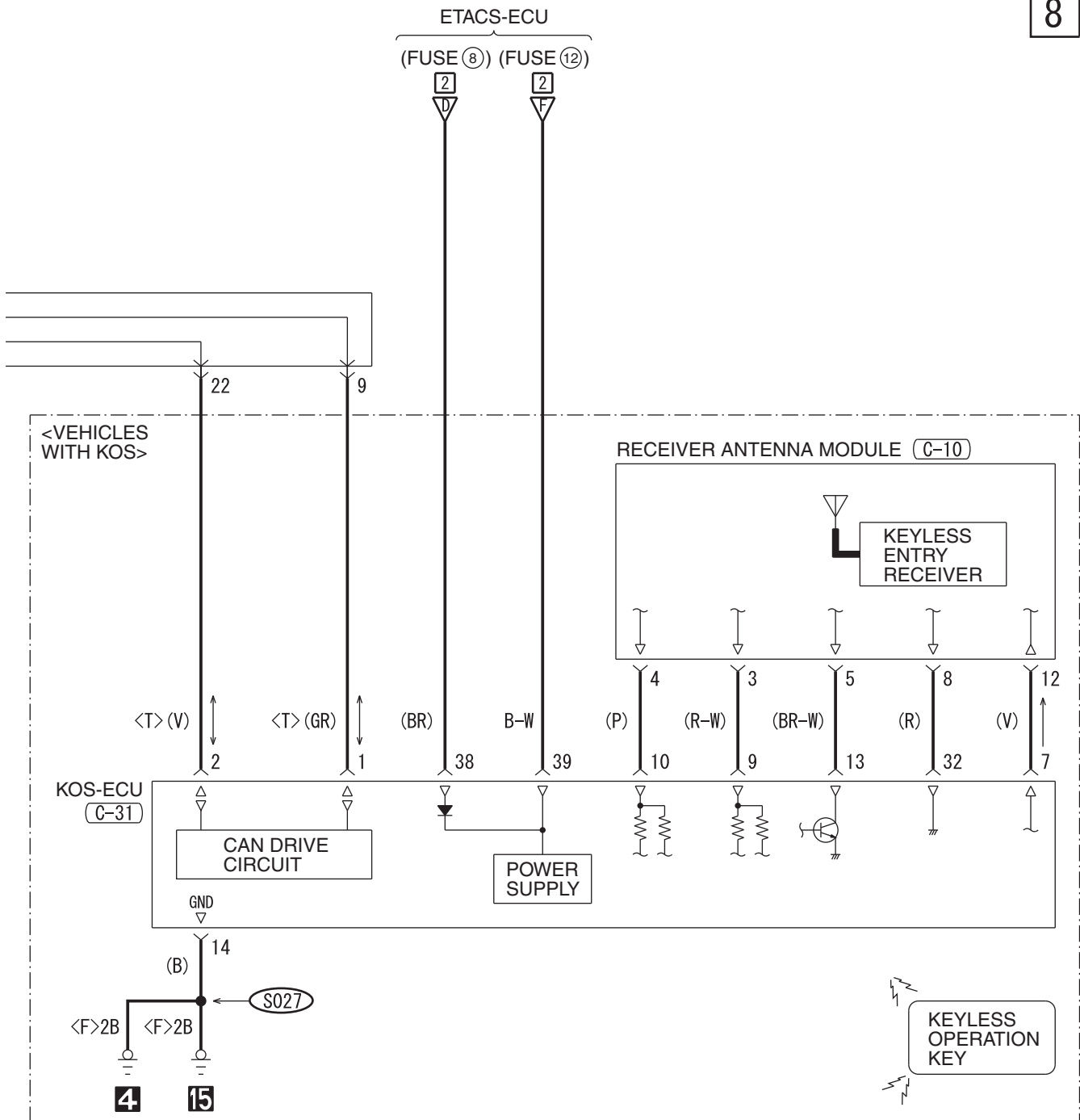
1	2	3	4	5	6
7	8	9	10	11	12

(C-31)

1	2	3	4	5	6	7	8	9	10	11	12	13	14	15	16	17	18	19	20
21	22	23	24	25	26	27	28	29	30	31	32	33	34	35	36	37	38	39	40

(C-301)

1	2	3	4	5	6	7	8	9	10	11
12	13	14	15	16	17	18	19	20	21	22
23	24									



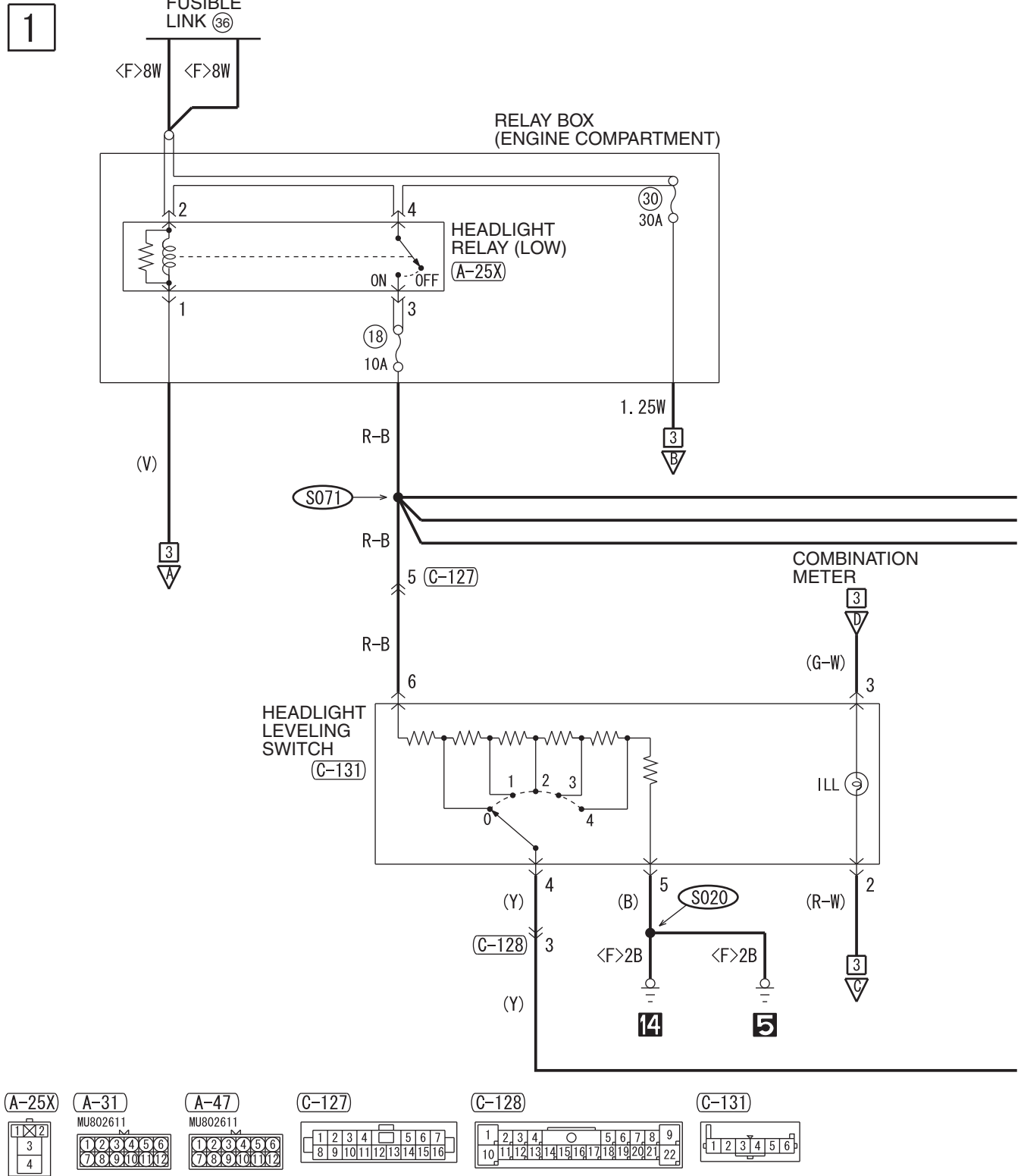
**WIRE COLOR CODE**

B : BLACK LG : LIGHT GREEN G : GREEN L : BLUE W : WHITE Y : YELLOW SB : SKY BLUE  
 BR : BROWN O : ORANGE GR : GRAY R : RED P : PINK V : VIOLET PU : PURPLE SI : SILVER

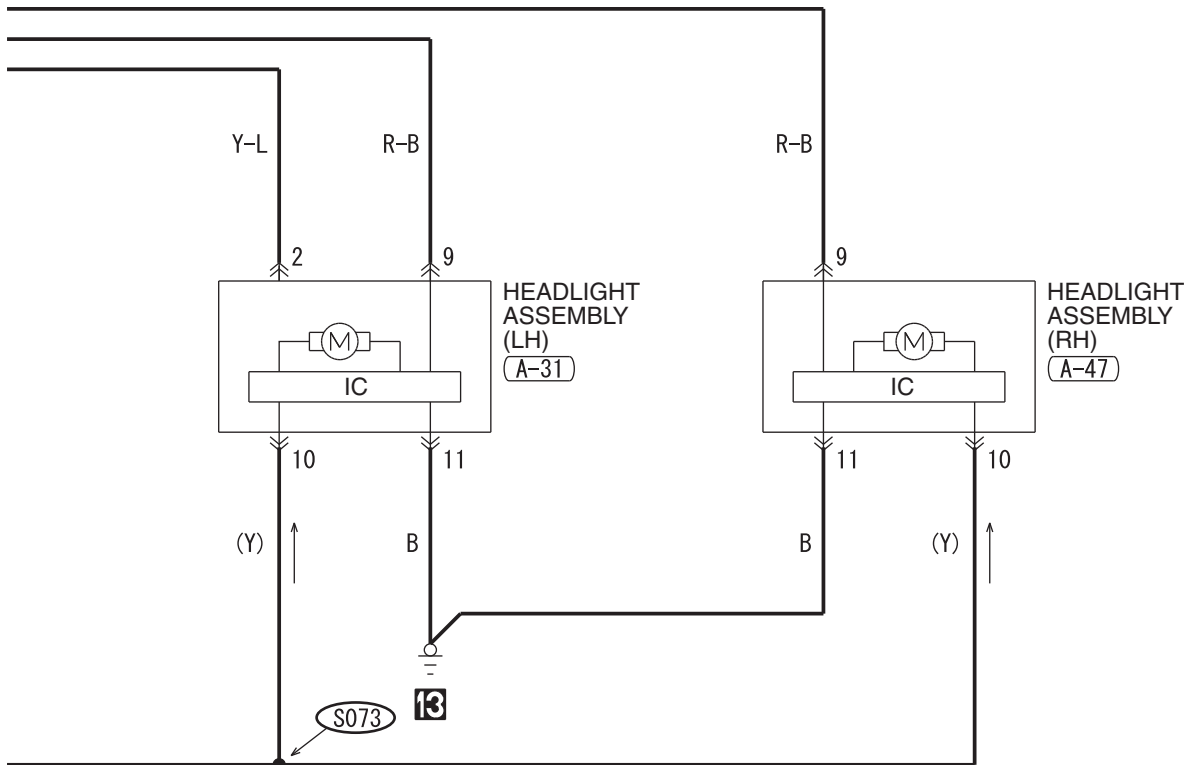
HAH08M03DB

## HEADLIGHT LEVELING SYSTEM

M1901012501218



HAH08M04AA

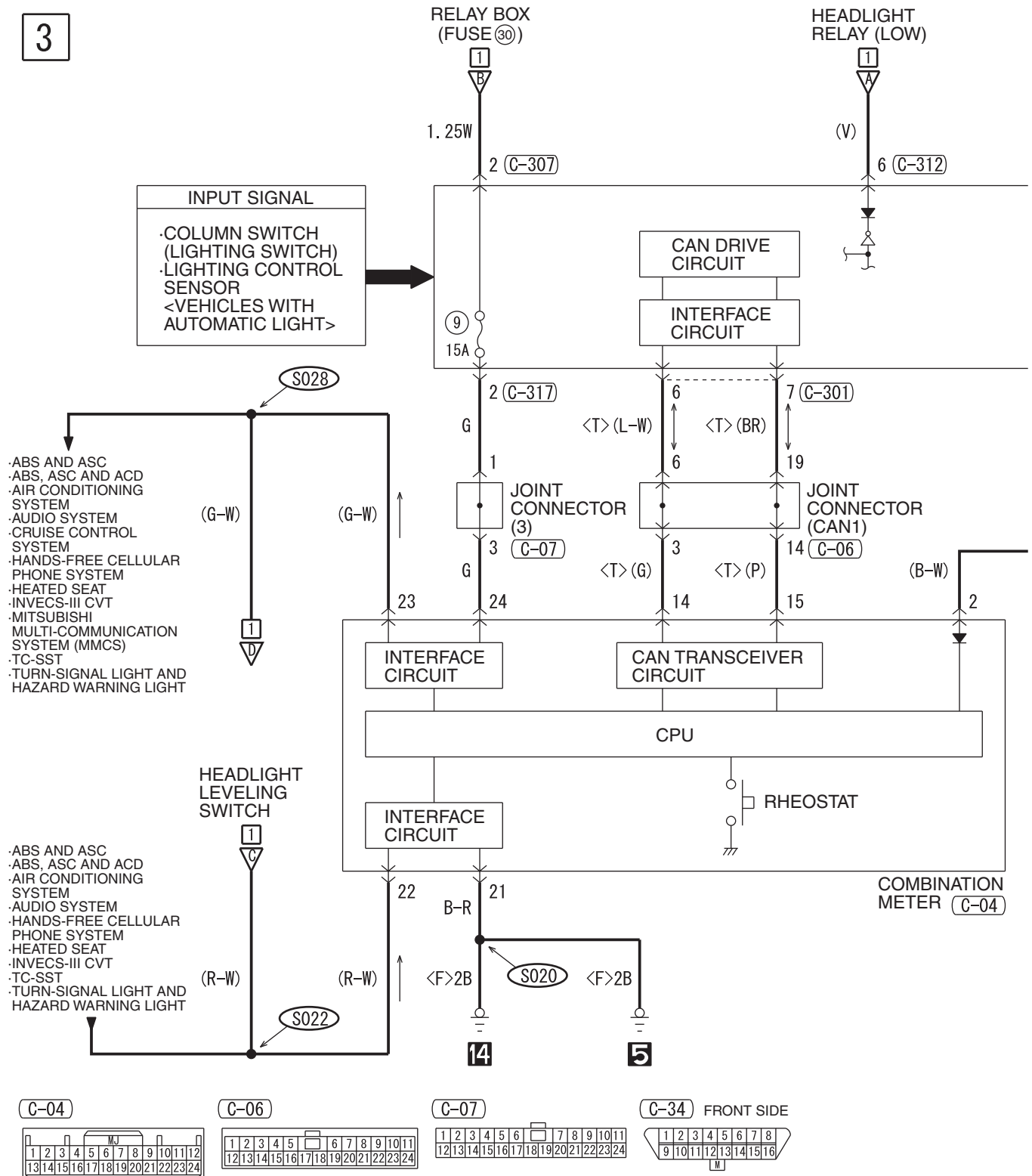


WIRE COLOR CODE

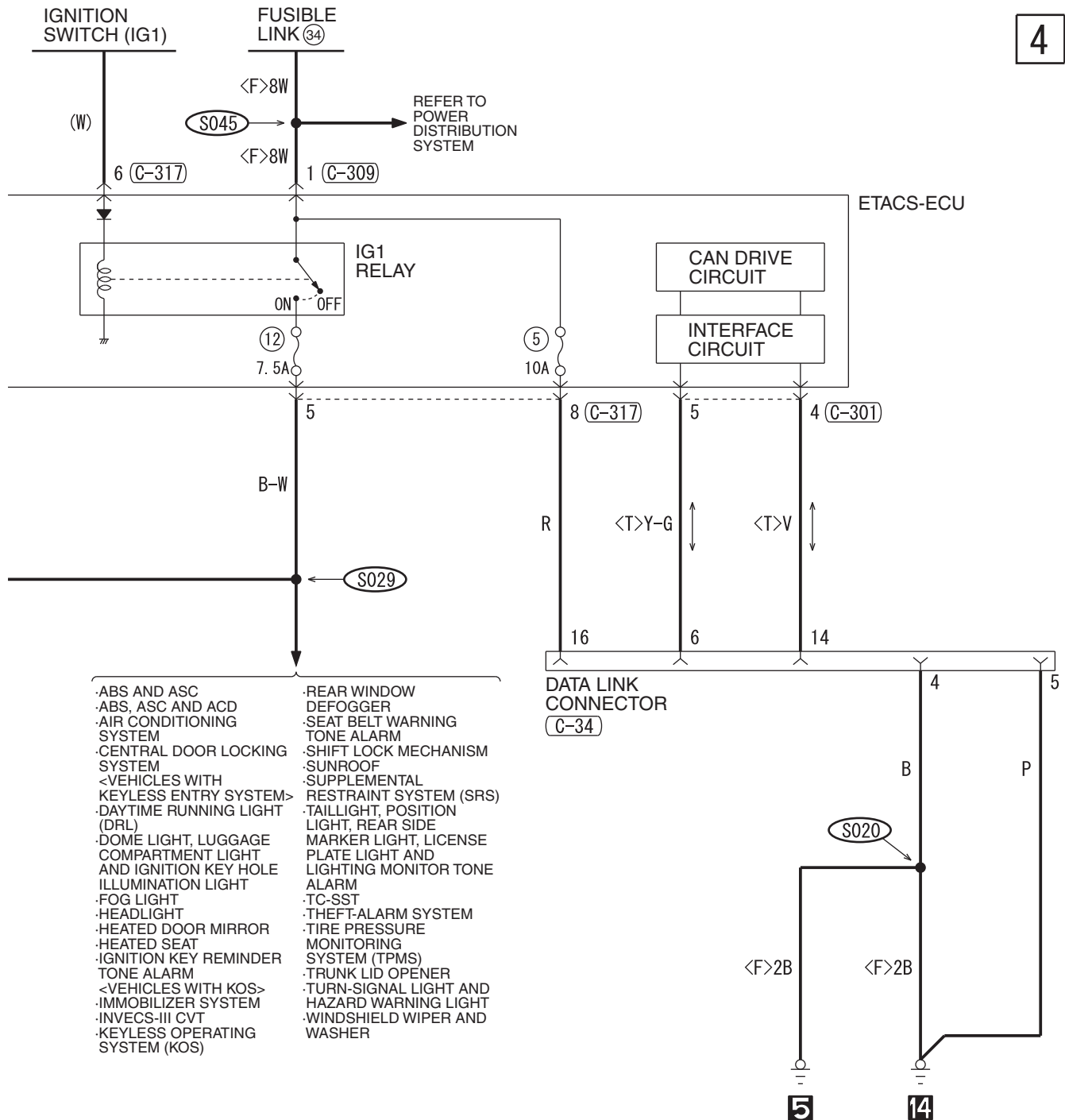
B : BLACK LG : LIGHT GREEN G : GREEN L : BLUE W : WHITE Y : YELLOW SB : SKY BLUE  
BR : BROWN O : ORANGE GR : GRAY R : RED P : PINK V : VIOLET PU : PURPLE SI : SILVER

HAH08M04AB

## HEADLIGHT LEVELING SYSTEM (CONTINUED)



**4**



(C-301)

1	2	3	4	5		6	7	8	9	10	11	
12	13	14	15	16	17	18	19	20	21	22	23	24

(C-307)

1	2
---	---

(C-309)

1	2
---	---

(C-312)

1	2	3	4		5	6	7	
8	9	10	11	12	13	14	15	16

(C-317)

1	2	3	4		5	6	7	
8	9	10	11	12		13	14	15

**WIRE COLOR CODE**

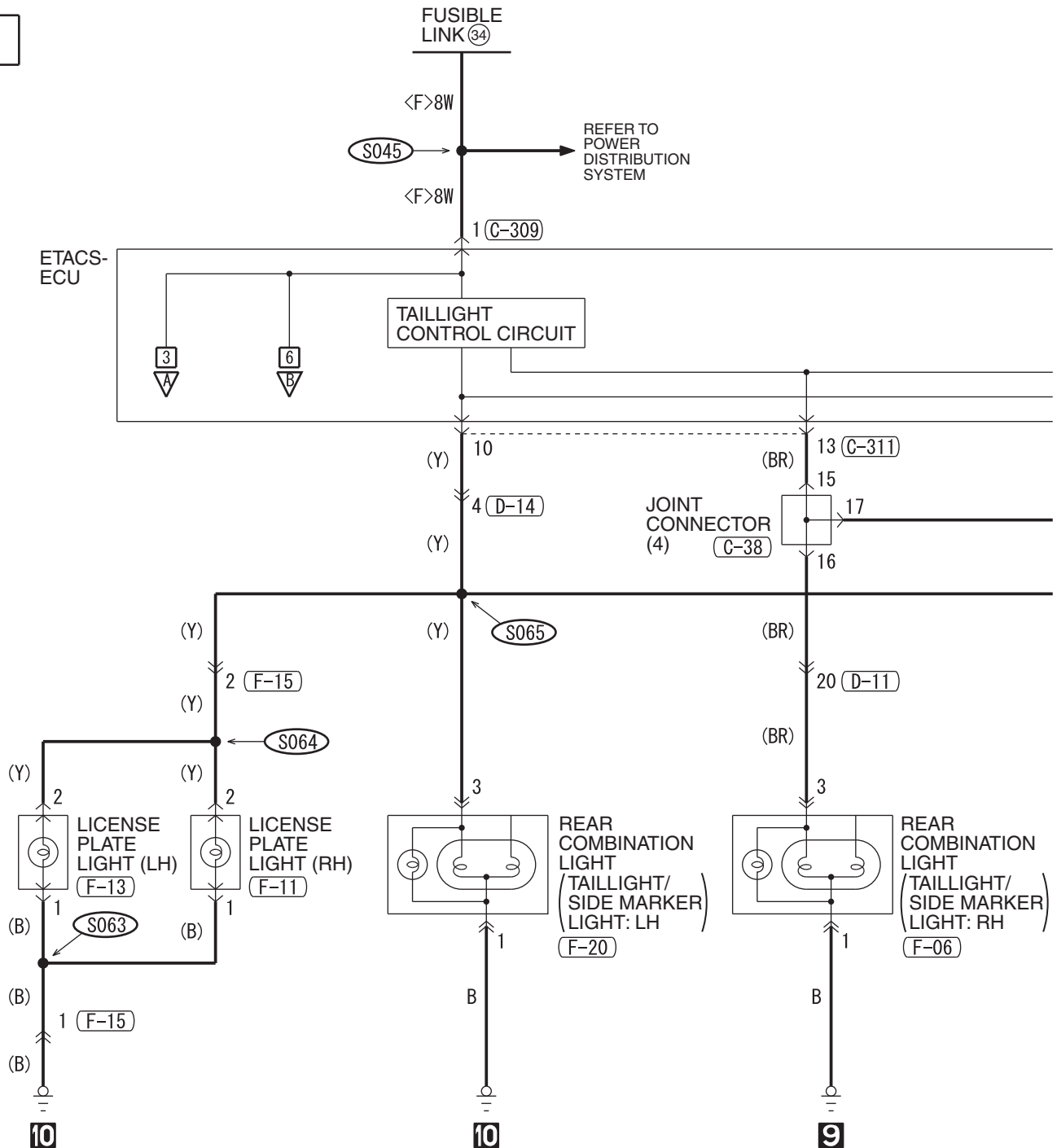
B : BLACK LG : LIGHT GREEN G : GREEN L : BLUE W : WHITE Y : YELLOW SB : SKY BLUE  
BR : BROWN O : ORANGE GR : GRAY R : RED P : PINK V : VIOLET PU : PURPLE SI : SILVER

HAH08M04BB

# TAILLIGHT, POSITION LIGHT, REAR SIDE MARKER LIGHT, LICENSE PLATE LIGHT AND LIGHTING MONITOR TONE ALARM

M1901030600122

1



A-31

MU802611



A-47

MU802611



C-38



C-213



C-304



C-309



C-311



F-18



F-20



F-23



HAH08M05AA

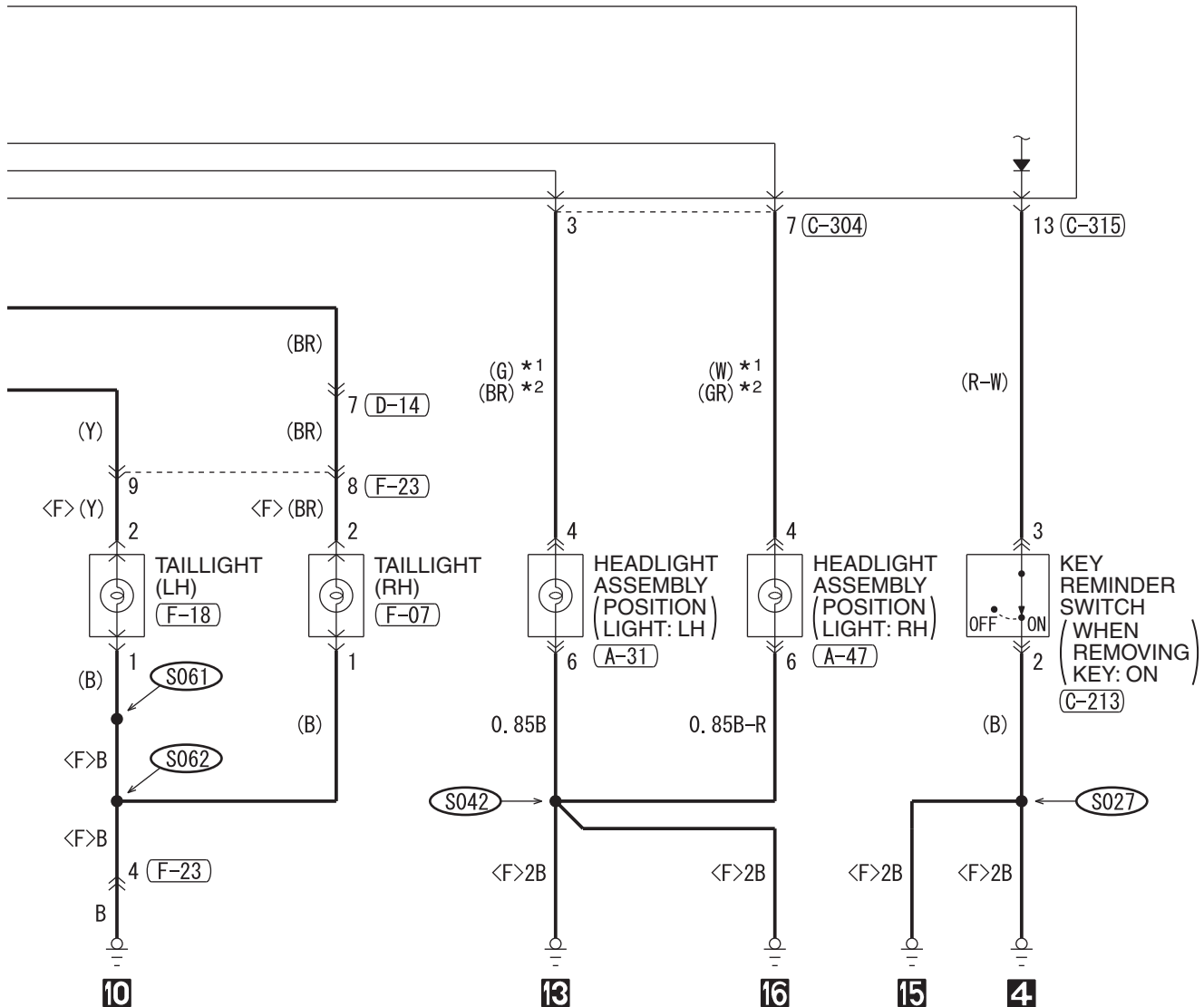


2

NOTE

\*1 : NON-TURBO

\*2 : TURBO

C-315  
MU801890

1	2	3	4	5	6
7	8	9	10	11	12
13	14	15	16	17	18
19	20	21	22	23	24

D-11

1	2	3	4	5	6	7	8	9	10
11	12	13	14	15	16	17	18	19	20
21	22	23	24	25	26	27	28	29	30

D-14

1	2	3	4	5	6	7	8	9	10
11	12	13	14	15	16	17	18	19	20
21	22	23	24	25	26	27	28	29	30

F-06

1	2	3	4
---	---	---	---

F-07

1	2
---	---

F-11

1	2
---	---

F-13

1	2
---	---

F-15

1	2
---	---

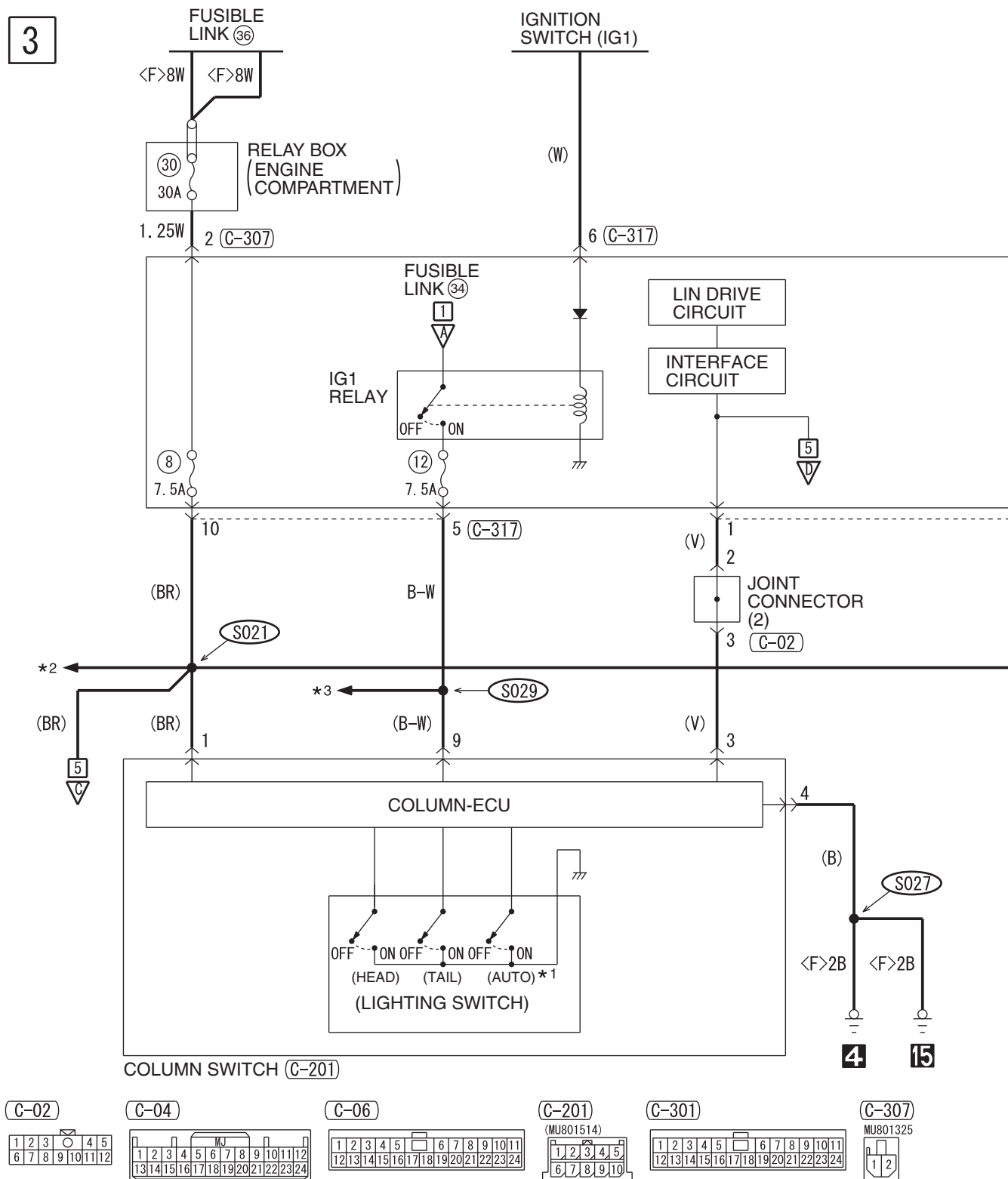
MU802601

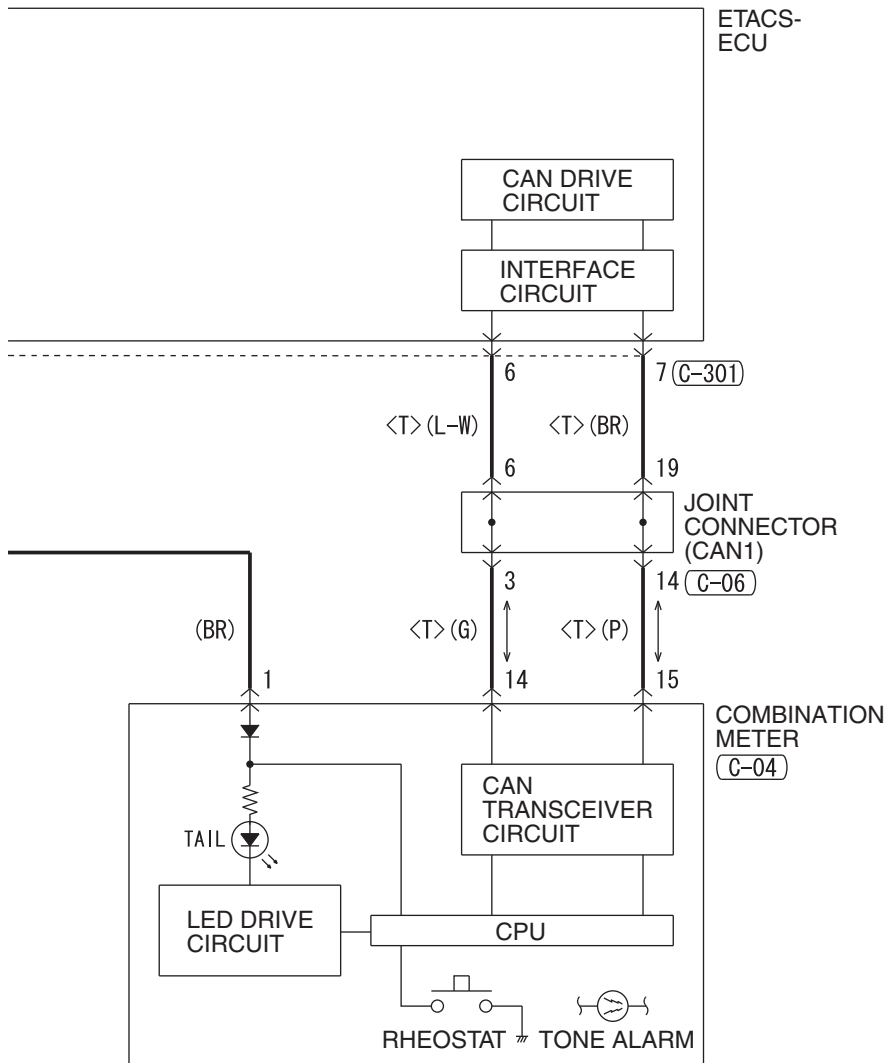
## WIRE COLOR CODE

B : BLACK LG : LIGHT GREEN G : GREEN L : BLUE W : WHITE Y : YELLOW SB : SKY BLUE  
 BR : BROWN O : ORANGE GR : GRAY R : RED P : PINK V : VIOLET PU : PURPLE SI : SILVER

HAH08M05AB

**TAILLIGHT, POSITION LIGHT, REAR SIDE MARKER LIGHT, LICENSE PLATE LIGHT AND LIGHTING MONITOR TONE ALARM (CONTINUED)**





## NOTE

- \*1: VEHICLES WITH AUTOMATIC LIGHT
- \*2: -AIR CONDITIONING SYSTEM
  - CENTRAL DOOR LOCKING SYSTEM
  - <VEHICLES WITH KEYLESS ENTRY SYSTEM>
  - DOME LIGHT, LUGGAGE COMPARTMENT LIGHT AND IGNITION KEY HOLE ILLUMINATION LIGHT
  - HEATER
  - IMMOBILIZER SYSTEM
  - KEYLESS OPERATING SYSTEM (KOS)
  - THEFT-ALARM SYSTEM
  - TIRE PRESSURE MONITORING SYSTEM (TPMS)
  - TRUNK LID OPENER
- \*3: -ABS AND ASC
  - ABS, ASC AND ACD
  - AIR CONDITIONING SYSTEM
  - BRAKE WARNING LIGHT, FUEL WARNING LIGHT AND OIL PRESSURE WARNING LIGHT
  - CENTRAL DOOR LOCKING SYSTEM
  - <VEHICLES WITH KEYLESS ENTRY SYSTEM>
  - CHARGING SYSTEM
  - COOLING SYSTEM
  - CRUISE CONTROL SYSTEM
  - DAYTIME RUNNING LIGHT (DRL)
  - DOME LIGHT, LUGGAGE COMPARTMENT LIGHT AND IGNITION KEY HOLE ILLUMINATION LIGHT
  - DOOR AJAR WARNING TONE ALARM
  - HANDS-FREE CELLULAR PHONE SYSTEM
  - HEADLIGHT LEVELING SYSTEM
  - HEATED DOOR MIRROR
  - HEATED SEAT
  - HEATER
  - IGNITION KEY REMINDER TONE ALARM
  - <VEHICLES WITH KOS>
  - IMMOBILIZER SYSTEM
  - INVECS-III CVT
  - KEYLESS OPERATING SYSTEM (KOS)
  - METER AND GAUGE
  - MFI SYSTEM
  - REAR WINDOW DEFOGGER
  - SEAT BELT WARNING TONE ALARM
  - SHIFT LOCK MECHANISM
  - SUNROOF
  - SUPPLEMENTAL RESTRAINT SYSTEM (SRS)
  - TC-SST
  - THEFT-ALARM SYSTEM
  - TIRE PRESSURE MONITORING SYSTEM (TPMS)
  - TRUNK LID OPENER

(C-317)

1	2	3	4	5	6	7
8	9	10	11	12	13	14
15	16	17	18	19	20	21

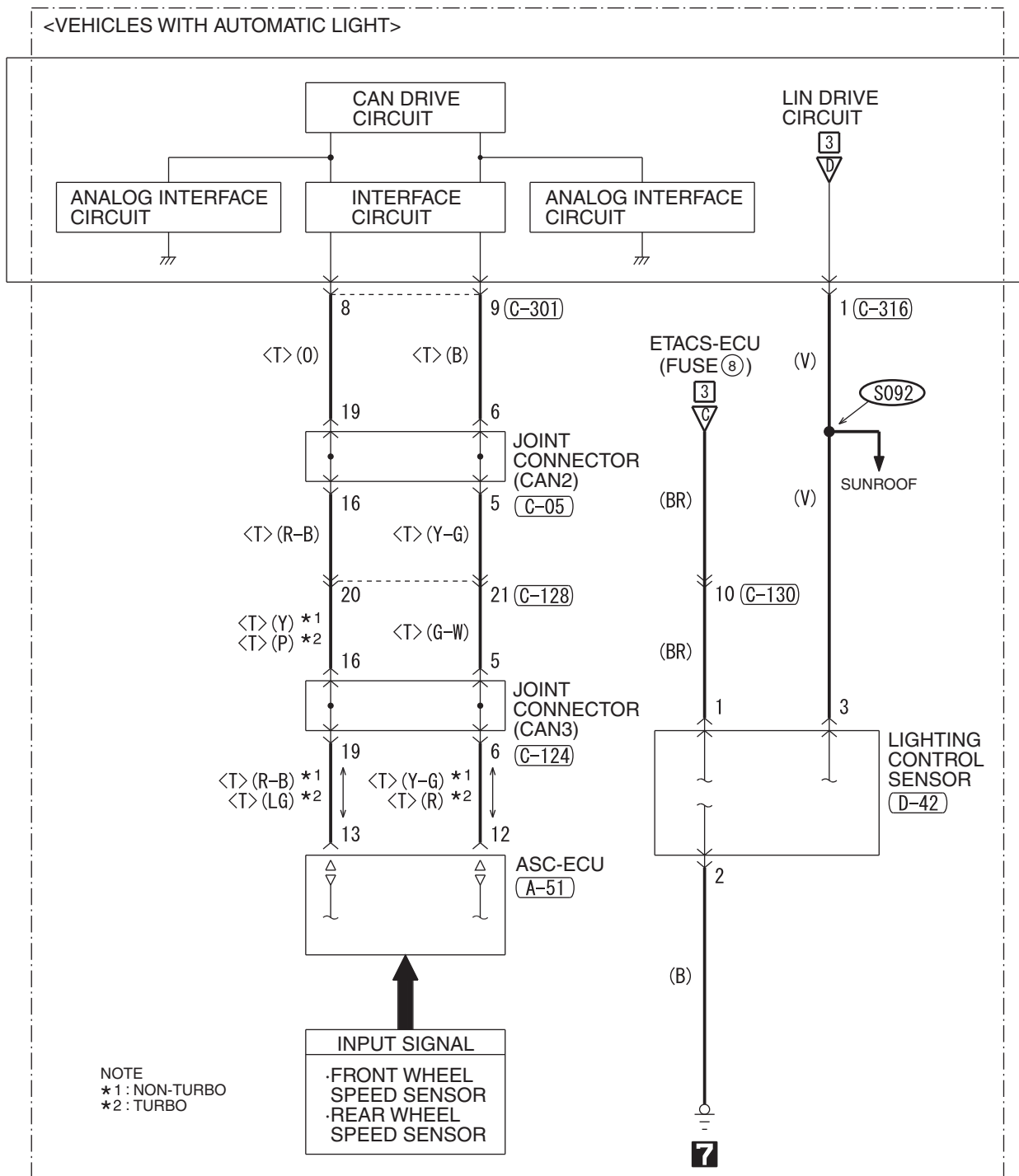
## WIRE COLOR CODE

B: BLACK LG: LIGHT GREEN G: GREEN L: BLUE W: WHITE Y: YELLOW SB: SKY BLUE  
 BR: BROWN O: ORANGE GR: GRAY R: RED P: PINK V: VIOLET PU: PURPLE SI: SILVER

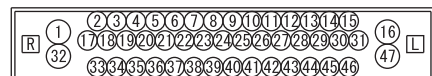
HAH08M05BB

## TAILLIGHT, POSITION LIGHT, REAR SIDE MARKER LIGHT, LICENSE PLATE LIGHT AND LIGHTING MONITOR TONE ALARM (CONTINUED)

5



A-51



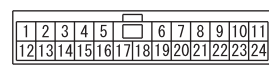
D-24



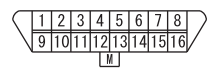
D-42



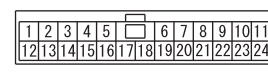
C-05



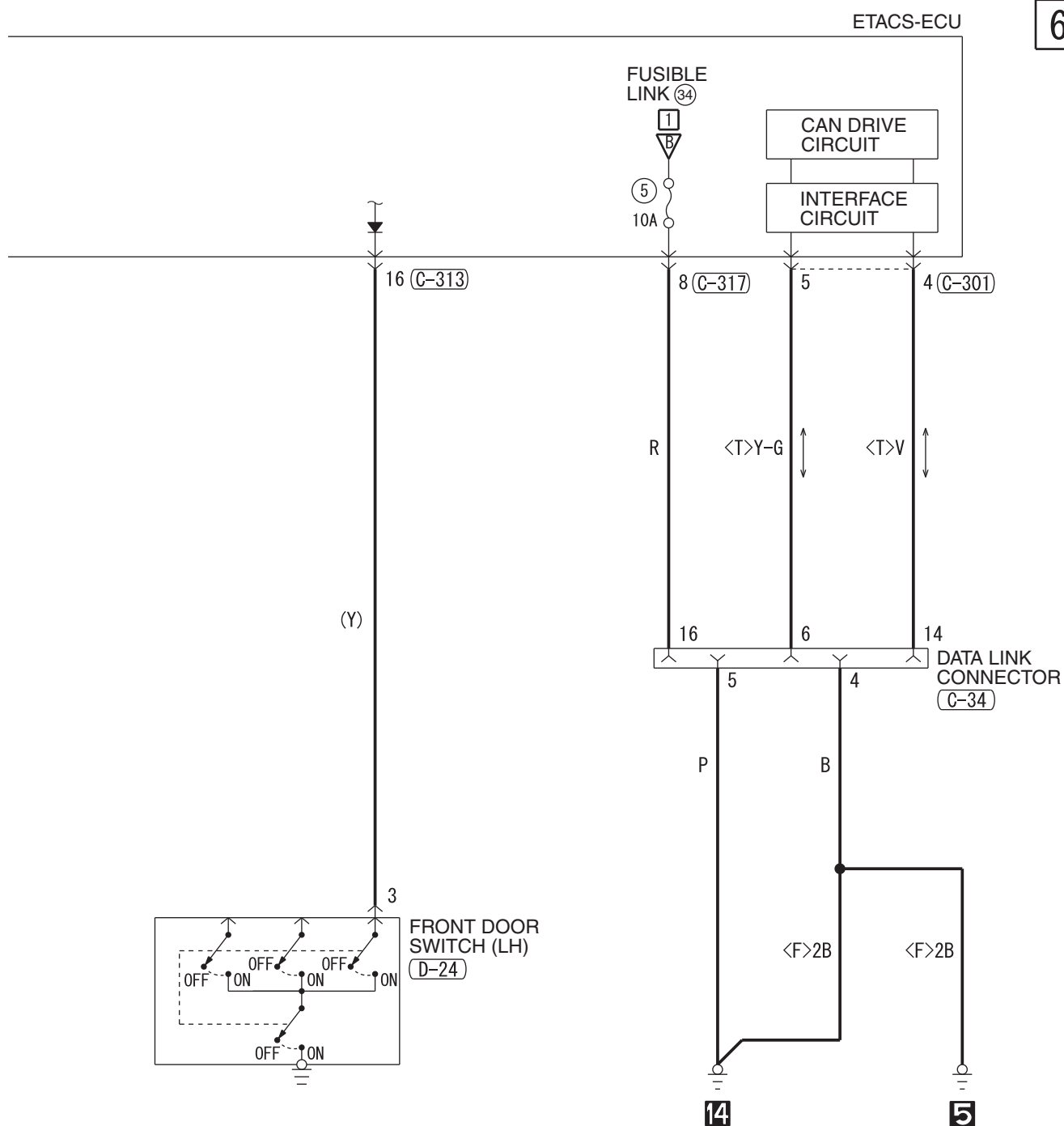
C-34 FRONT SIDE



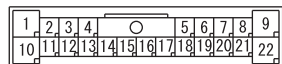
C-124



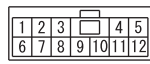
6



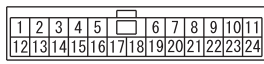
(C-128)



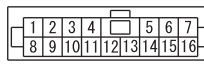
(C-130)



(C-301)



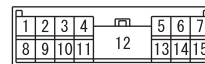
(C-313)



(C-316)



(C-317)



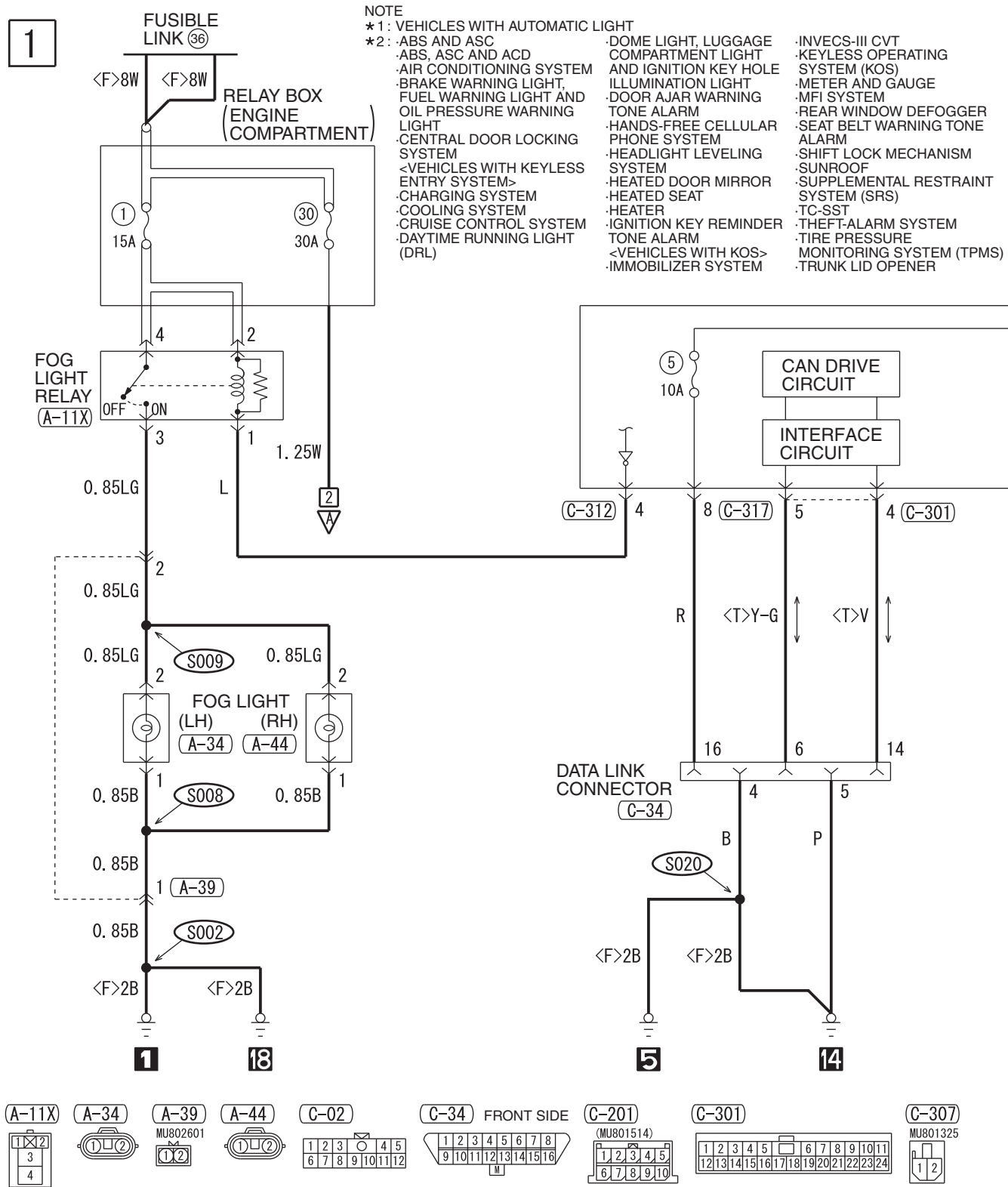
### WIRE COLOR CODE

B: BLACK LG: LIGHT GREEN G: GREEN L: BLUE W: WHITE Y: YELLOW SB: SKY BLUE  
BR: BROWN O: ORANGE GR: GRAY R: RED P: PINK V: VIOLET PU: PURPLE SI: SILVER

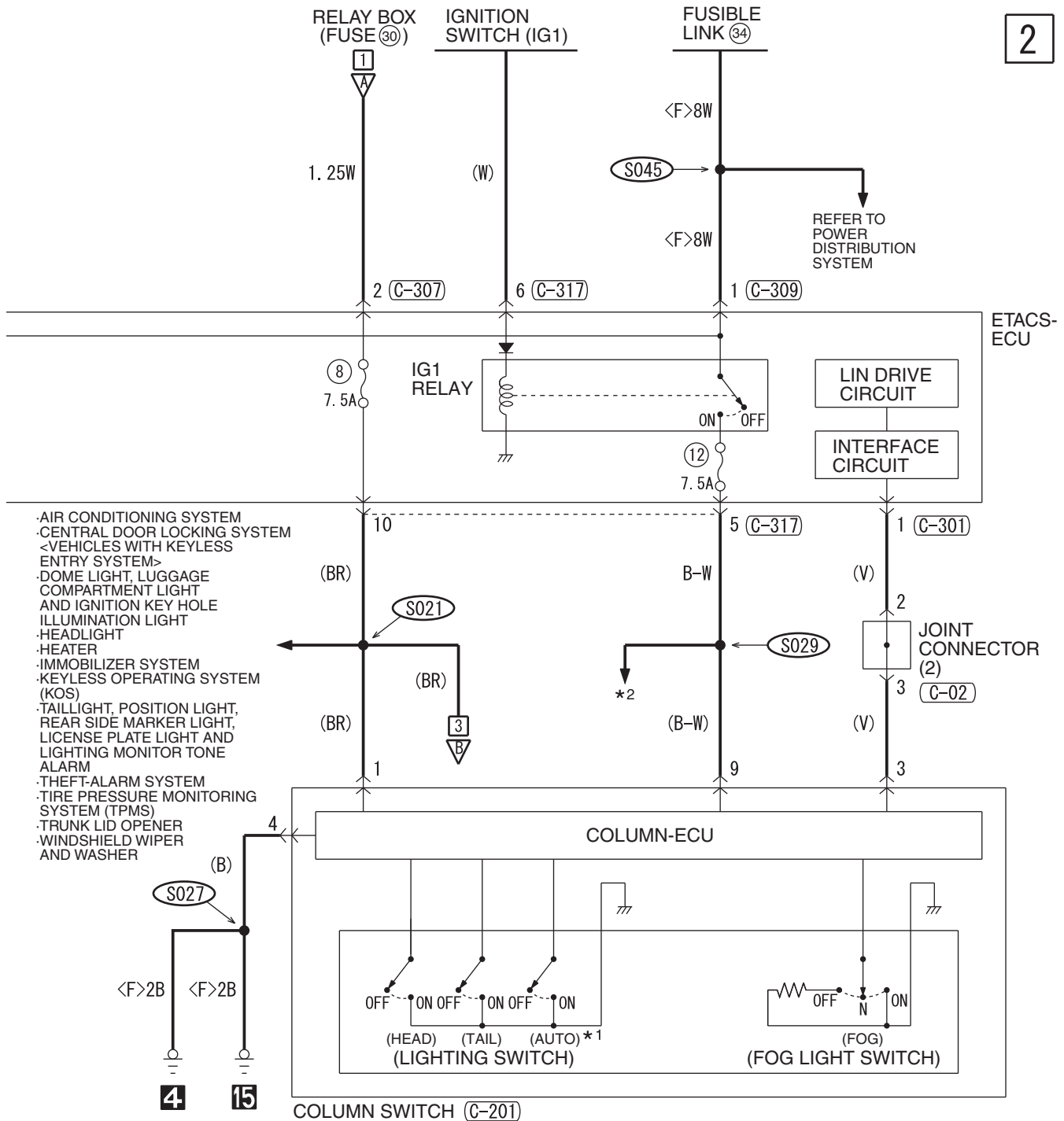
HAH08M05CB

## FOG LIGHT

M1901001801613



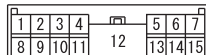
2



(C-309)

(C-312)

(C-317)



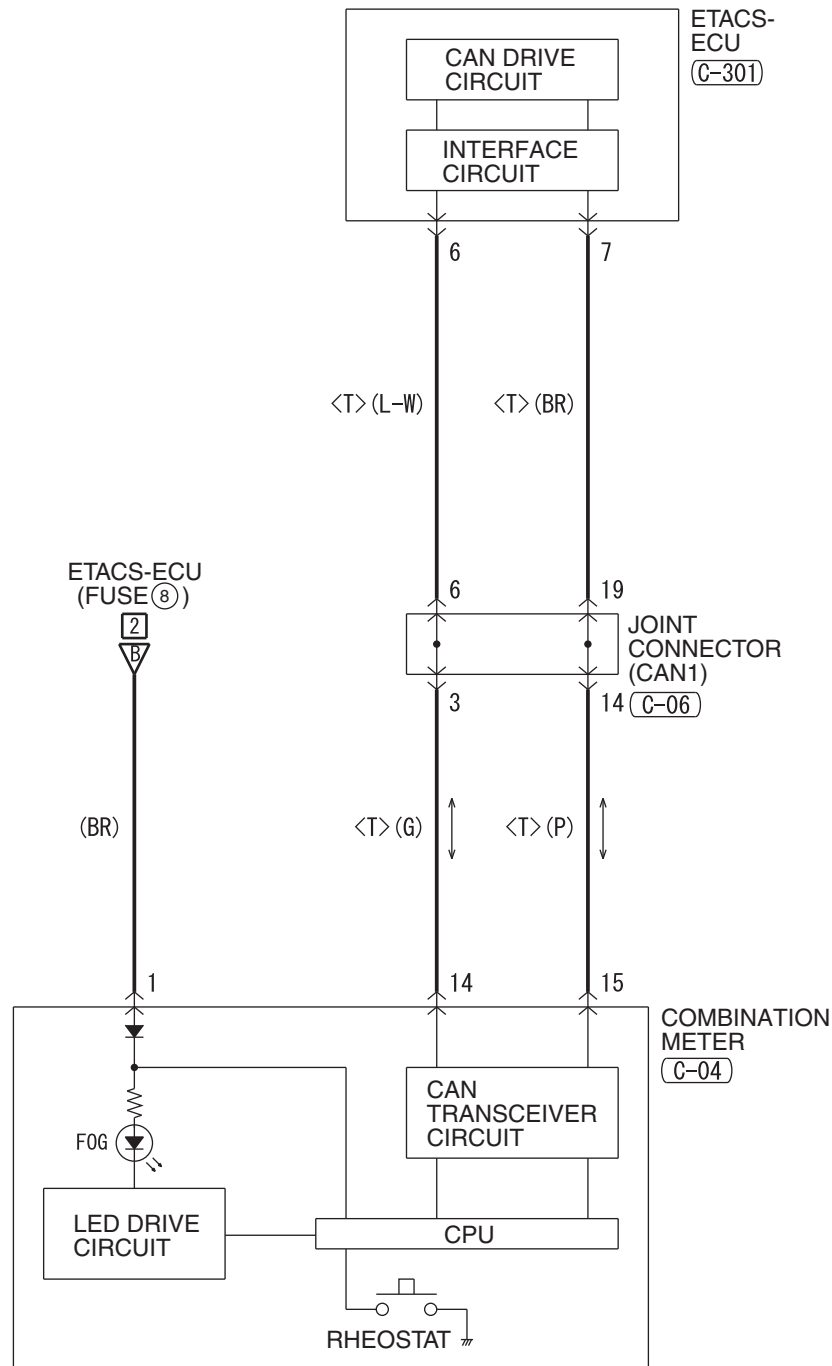
WIRE COLOR CODE

B : BLACK LG : LIGHT GREEN G : GREEN L : BLUE W : WHITE Y : YELLOW SB : SKY BLUE  
BR : BROWN O : ORANGE GR : GRAY R : RED P : PINK V : VIOLET PU : PURPLE SI : SILVER

HAH08M06AB

## FOG LIGHT (CONTINUED)

3



(C-04)

1	2	3	4	5	6	7	8	9	10	11	12												
13	14	15	16	17	18	19	20	21	22	23	24												

(C-06)

1	2	3	4	5	6	7	8	9	10	11													
12	13	14	15	16	17	18	19	20	21	22	23	24											

(C-301)

1	2	3	4	5	6	7	8	9	10	11													
12	13	14	15	16	17	18	19	20	21	22	23	24											

## WIRE COLOR CODE

B : BLACK LG : LIGHT GREEN G : GREEN L : BLUE W : WHITE Y : YELLOW SB : SKY BLUE  
 BR : BROWN O : ORANGE GR : GRAY R : RED P : PINK V : VIOLET PU : PURPLE SI : SILVER

HAH08M06BA

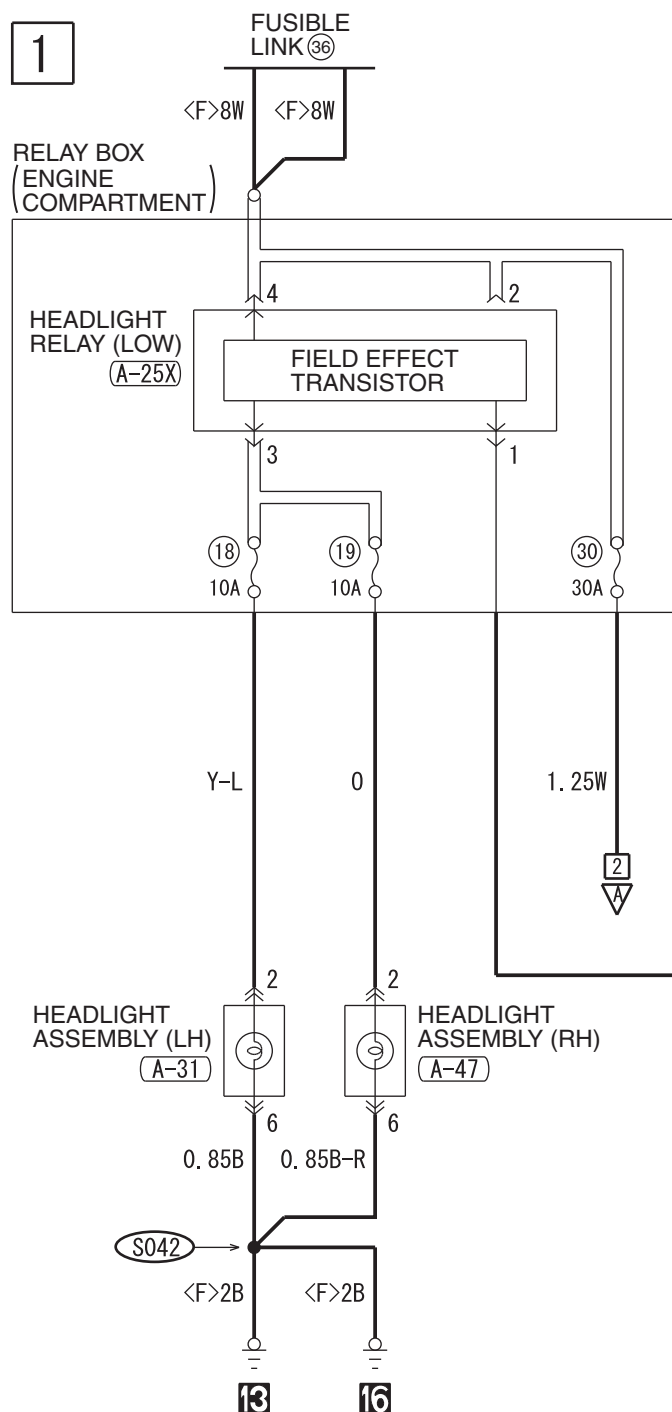


---

NOTES

**DAYTIME RUNNING LIGHT (DRL)  
<HALOGEN TYPE HEADLIGHT>**

M1901030700475



## NOTE

\* 1 : VEHICLES WITH AUTOMATIC LIGHT

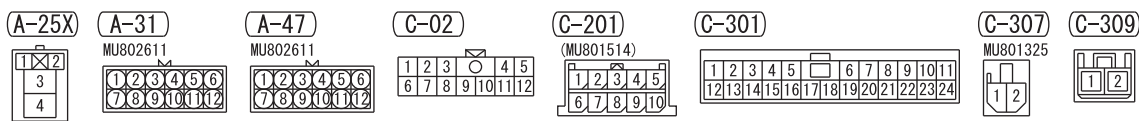
\*2: AIR CONDITIONING SYSTEM

- AUDIO SYSTEM
- BRAKE WARNING LIGHT, FUEL WARNING LIGHT AND OIL PRESSURE WARNING LIGHT
- CENTRAL DOOR LOCKING SYSTEM
- <VEHICLES WITH KEYLESS ENTRY SYSTEM>
- DOME LIGHT, LUGGAGE COMPARTMENT LIGHT AND IGNITION KEY HOLE ILLUMINATION LIGHT
- FOG LIGHT
- HEADLIGHT
- HEATED SEAT
- HEATER

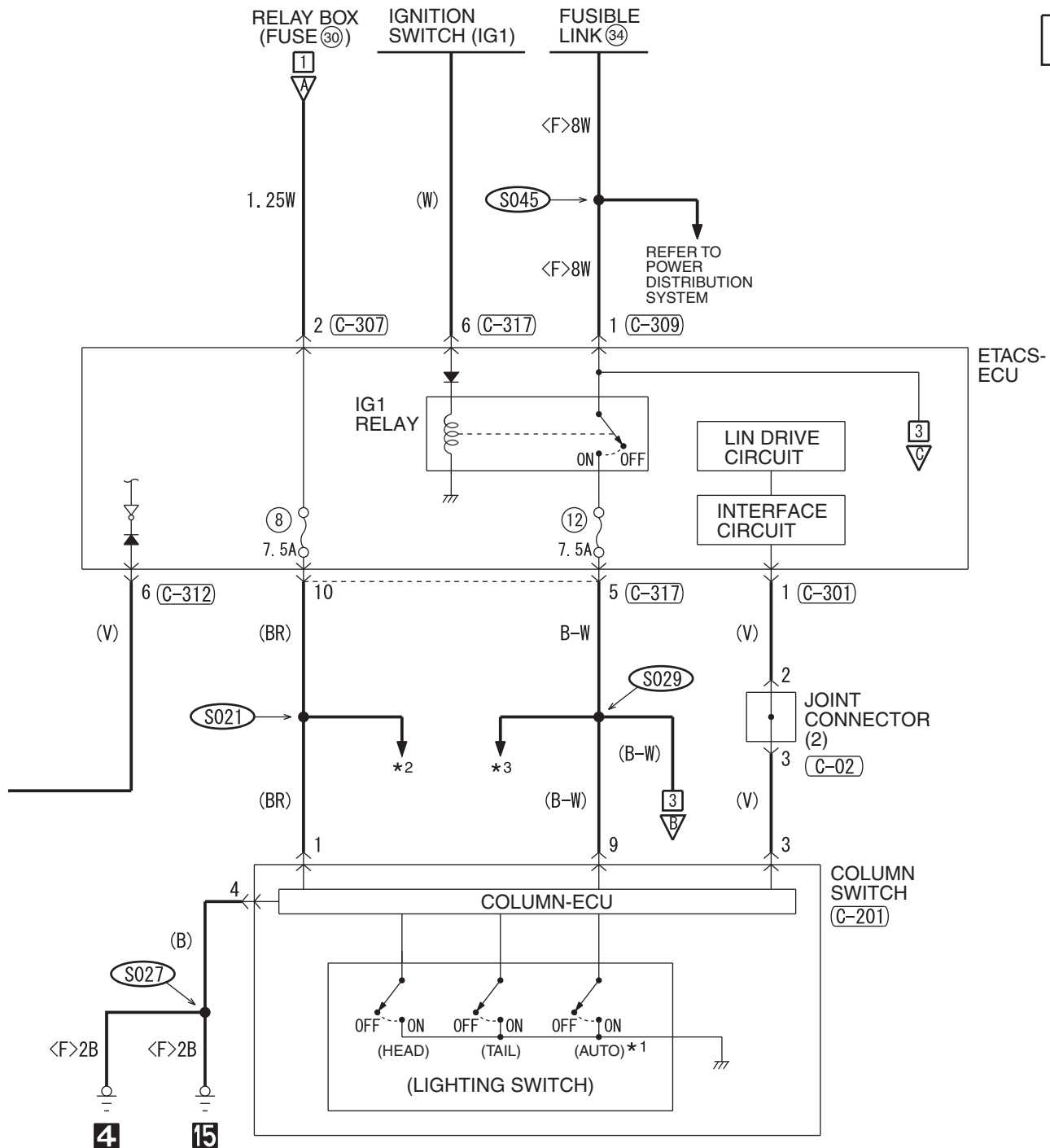
- IGNITION KEY REMINDER TONE ALARM <VEHICLES WITH KOS>
- IMMOBILIZER SYSTEM
- KEYLESS OPERATING SYSTEM (KOS)
- METER AND GAUGE
- MITSUBISHI MULTI-COMMUNICATION SYSTEM (MMCS)
- PARKING BRAKE REMINDER TONE ALARM
- TAILLIGHT, POSITION LIGHT, REAR SIDE MARKER LIGHT,  
LICENSE PLATE LIGHT AND LIGHTING MONITOR TONE ALARM
- THEFT-ALARM SYSTEM
- TIRE PRESSURE MONITORING SYSTEM (TPMS)
- TRUNK LID OPENER
- TURN-SIGNAL LIGHT AND HAZARD WARNING LIGHT
- WINDSHIELD WIPER AND WASHER

\*3: ABS AND ASC

- ABS, ASC AND ACD
- AIR CONDITIONING SYSTEM
- CENTRAL DOOR LOCKING SYSTEM
- <VEHICLES WITH KEYLESS ENTRY SYSTEM>
- DOME LIGHT, LUGGAGE COMPARTMENT LIGHT
- AND IGNITION KEY HOLE ILLUMINATION LIGHT
- HEATED DOOR MIRROR
- HEATED SEAT
- HEATER
- IGNITION KEY REMINDER TONE ALARM <VEHICLES WITH KOS>
- IMMOBILIZER SYSTEM
- KEYLESS OPERATING SYSTEM (KOS)
- REAR WINDOW DEFOGGER
- SEAT BELT WARNING TONE ALARM
- SHIFT LOCK MECHANISM
- SUNROOF
- SUPPLEMENTAL RESTRAINT SYSTEM (SRS)
- TC-SST
- THEFT-ALARM SYSTEM
- TIRE PRESSURE MONITORING SYSTEM (TPMS)
- TRUNK LID OPENER



**2**



**C-312**

1	2	3	4	5	6	7
8	9	10	11	12	13	14
15	16					

**C-317**

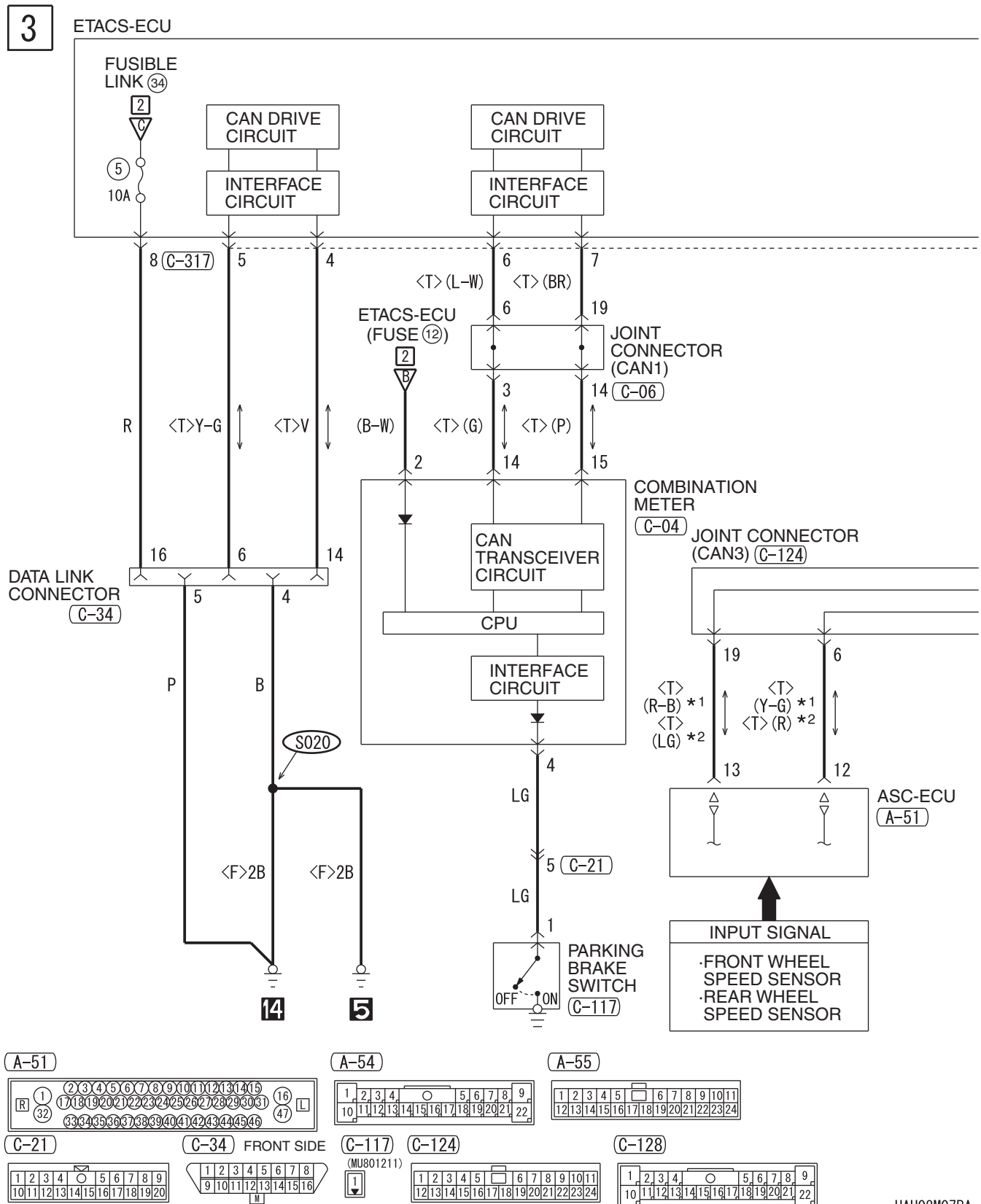
1	2	3	4	5	6	7
8	9	10	11	12	13	14
15						

**WIRE COLOR CODE**

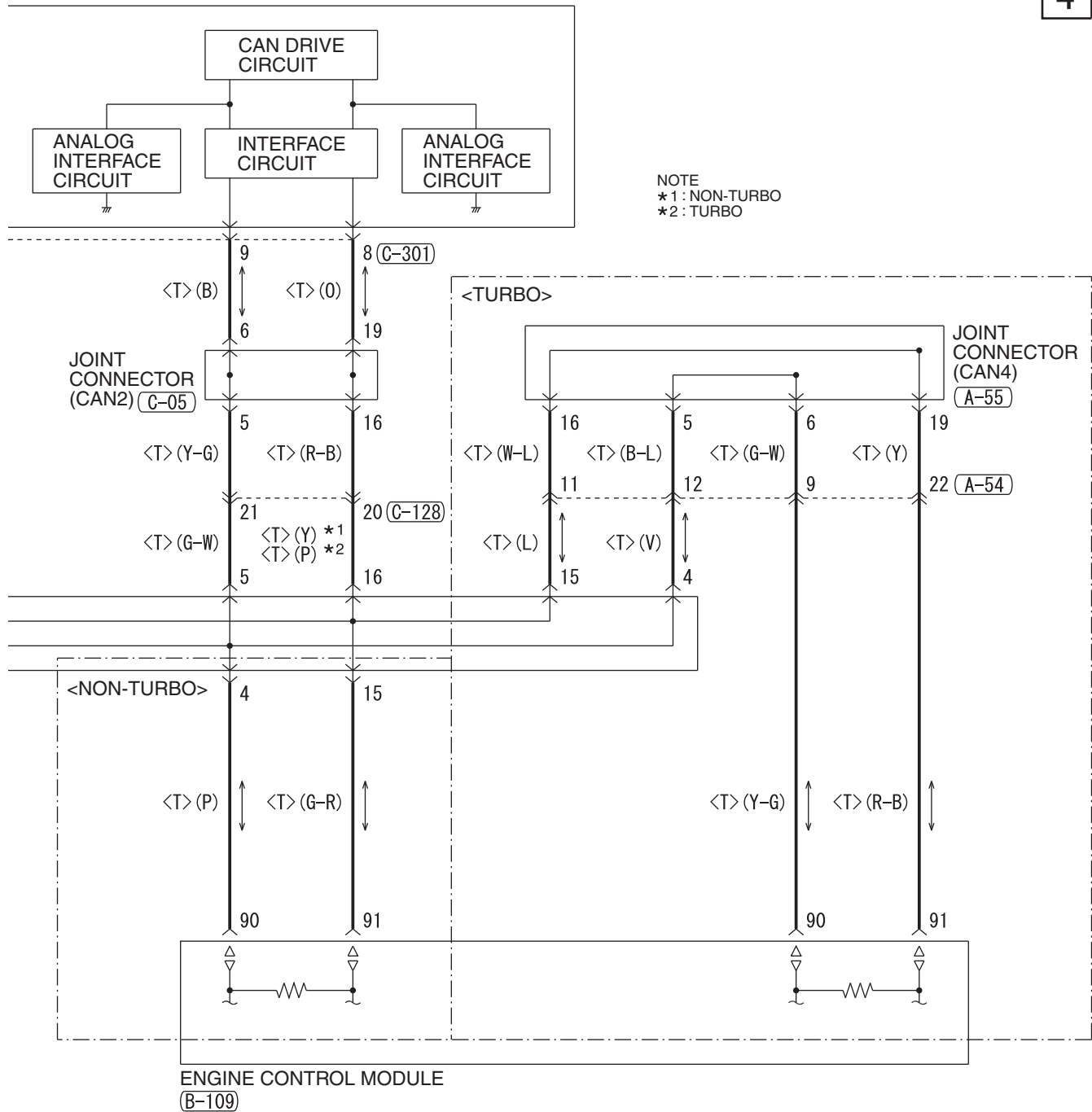
B : BLACK LG : LIGHT GREEN G : GREEN L : BLUE W : WHITE Y : YELLOW SB : SKY BLUE  
 BR : BROWN O : ORANGE GR : GRAY R : RED P : PINK V : VIOLET PU : PURPLE SI : SILVER

HAH08M07AB

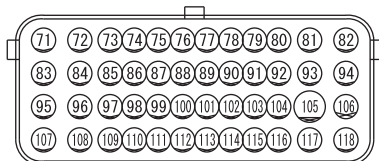
### DAYTIME RUNNING LIGHT (DRL) <HALOGEN TYPE HEADLIGHT> (CONTINUED)



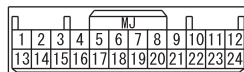
**4**



(B-109)



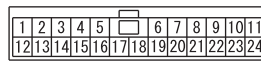
(C-04)



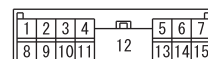
(C-301)



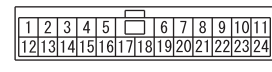
(C-05)



(C-317)



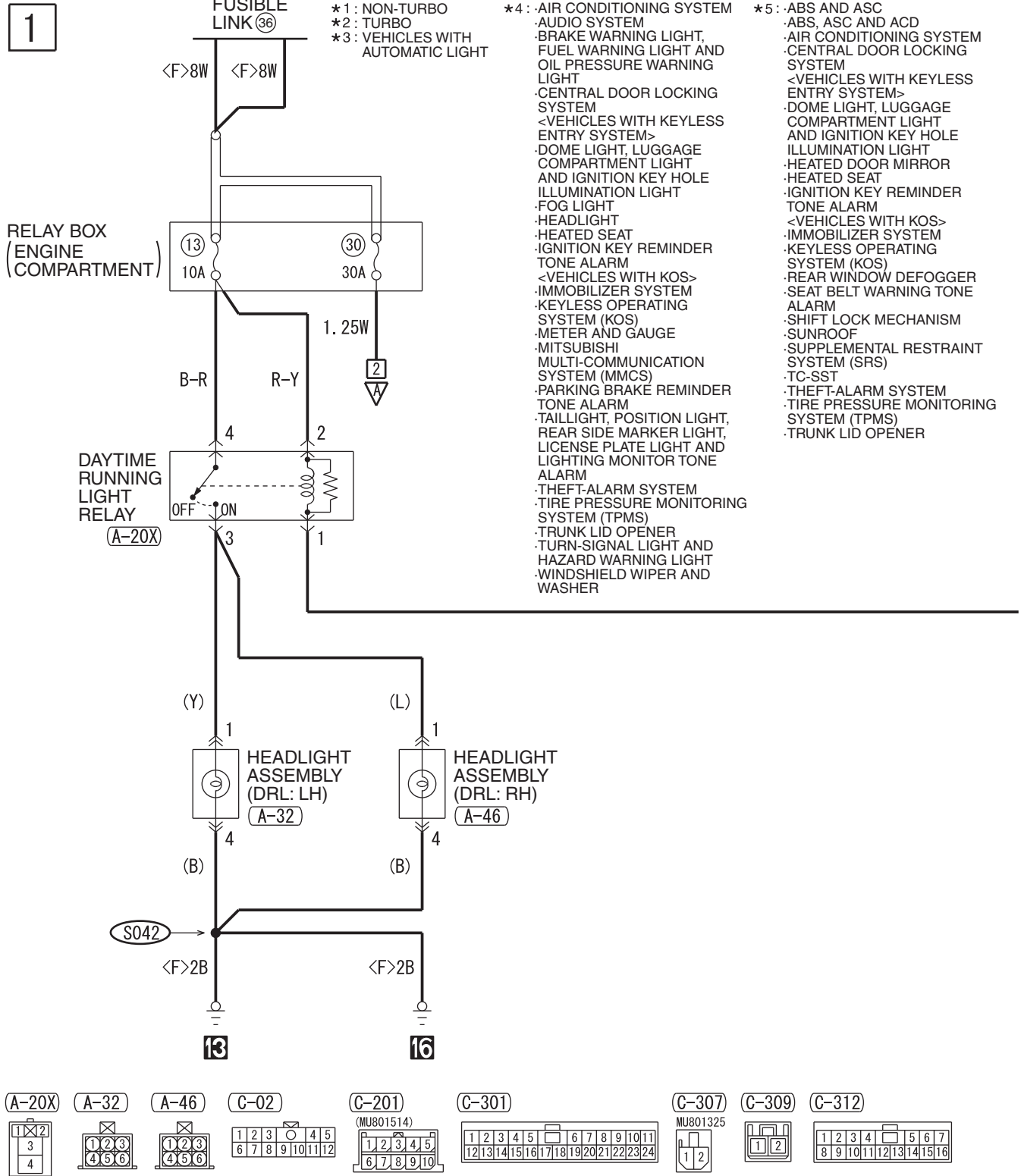
(C-06)



HAH08M07BB

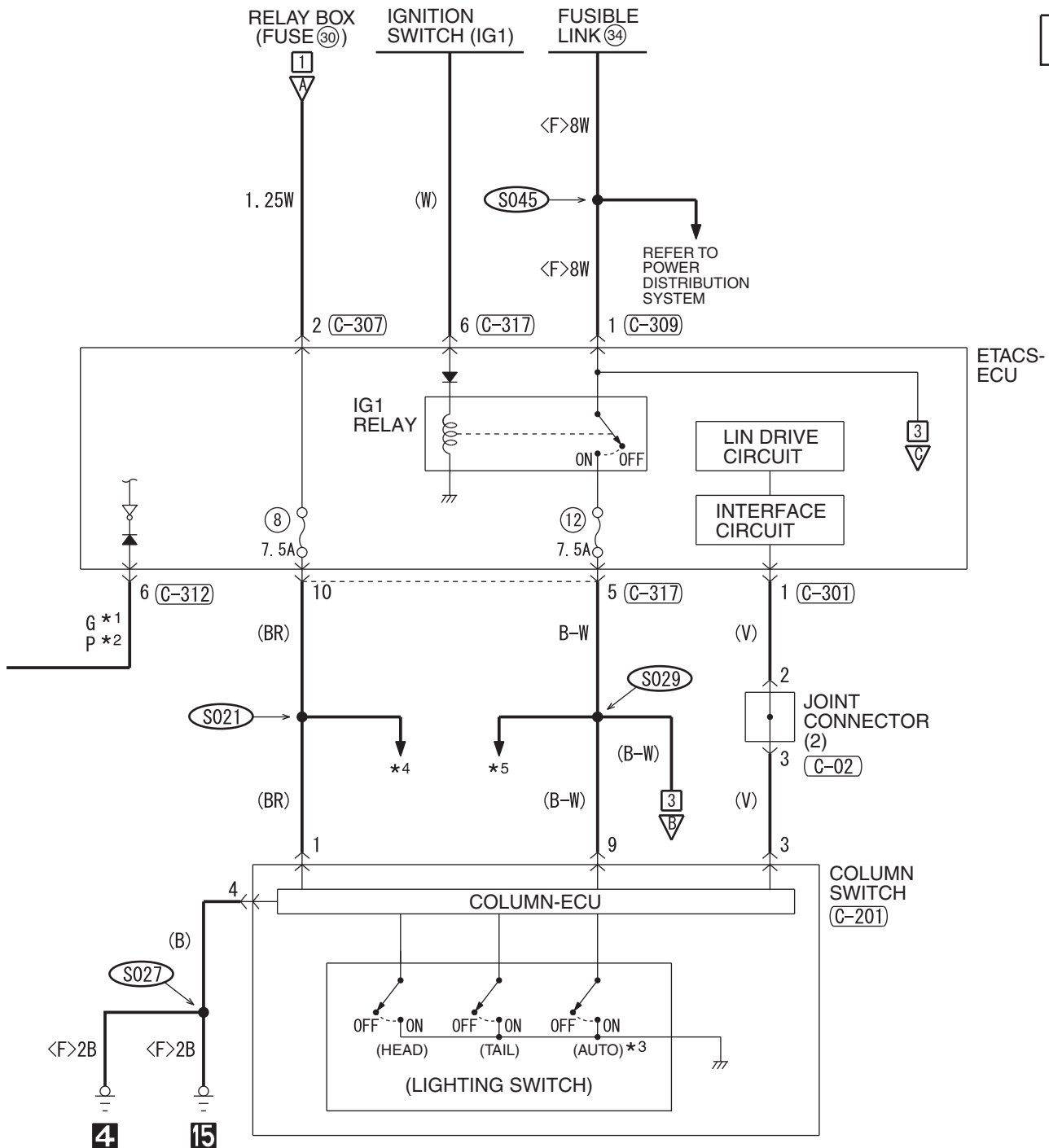
DAYTIME RUNNING LIGHT (DRL)  
<DISCHARGE TYPE HEADLIGHT>

M1901030700486



HAH08M08AA

**2**



**C-317**

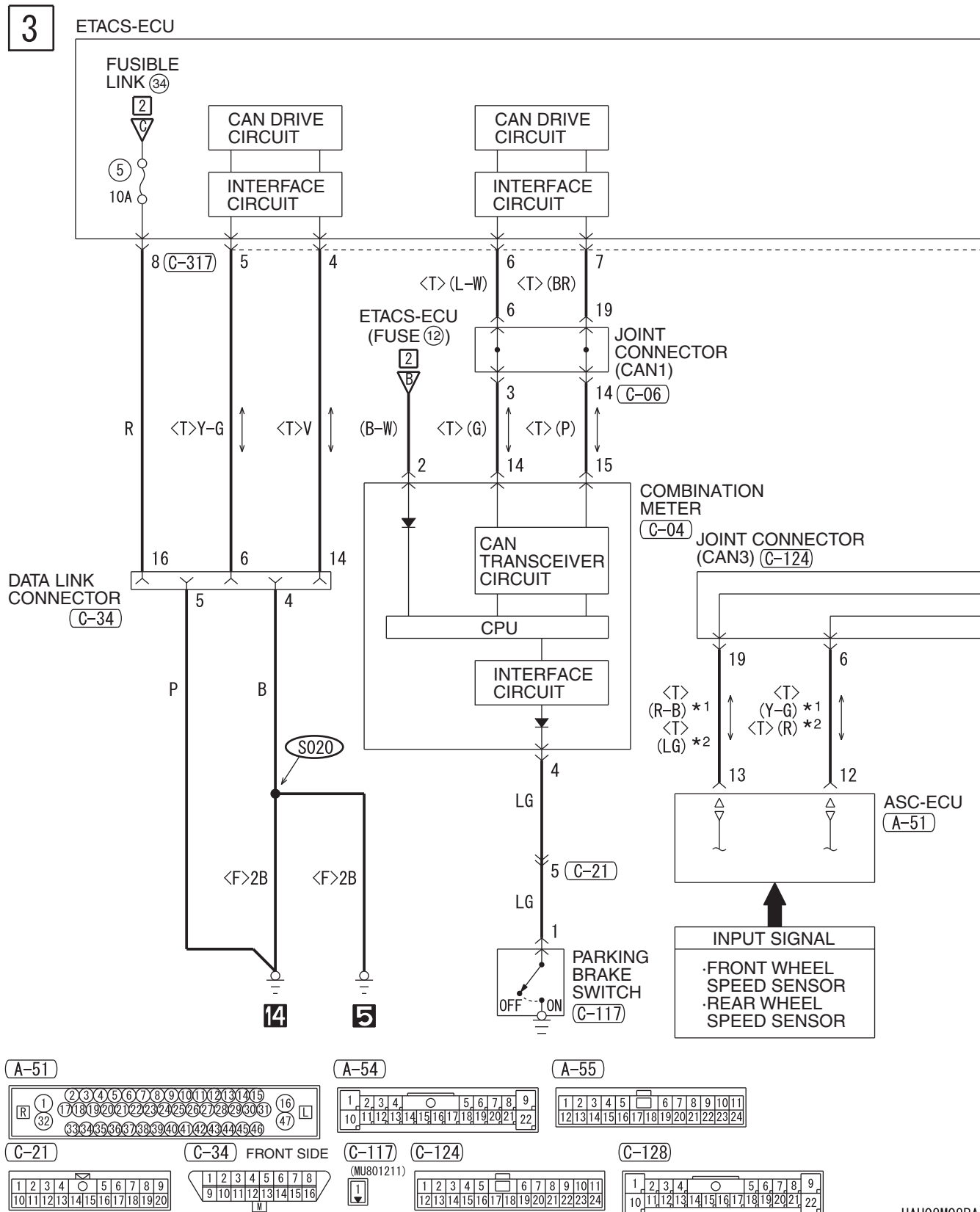
1	2	3	4	5	6	7
8	9	10	11	12	13	14
15						

**WIRE COLOR CODE**

B : BLACK LG : LIGHT GREEN G : GREEN L : BLUE W : WHITE Y : YELLOW SB : SKY BLUE  
 BR : BROWN O : ORANGE GR : GRAY R : RED P : PINK V : VIOLET PU : PURPLE SI : SILVER

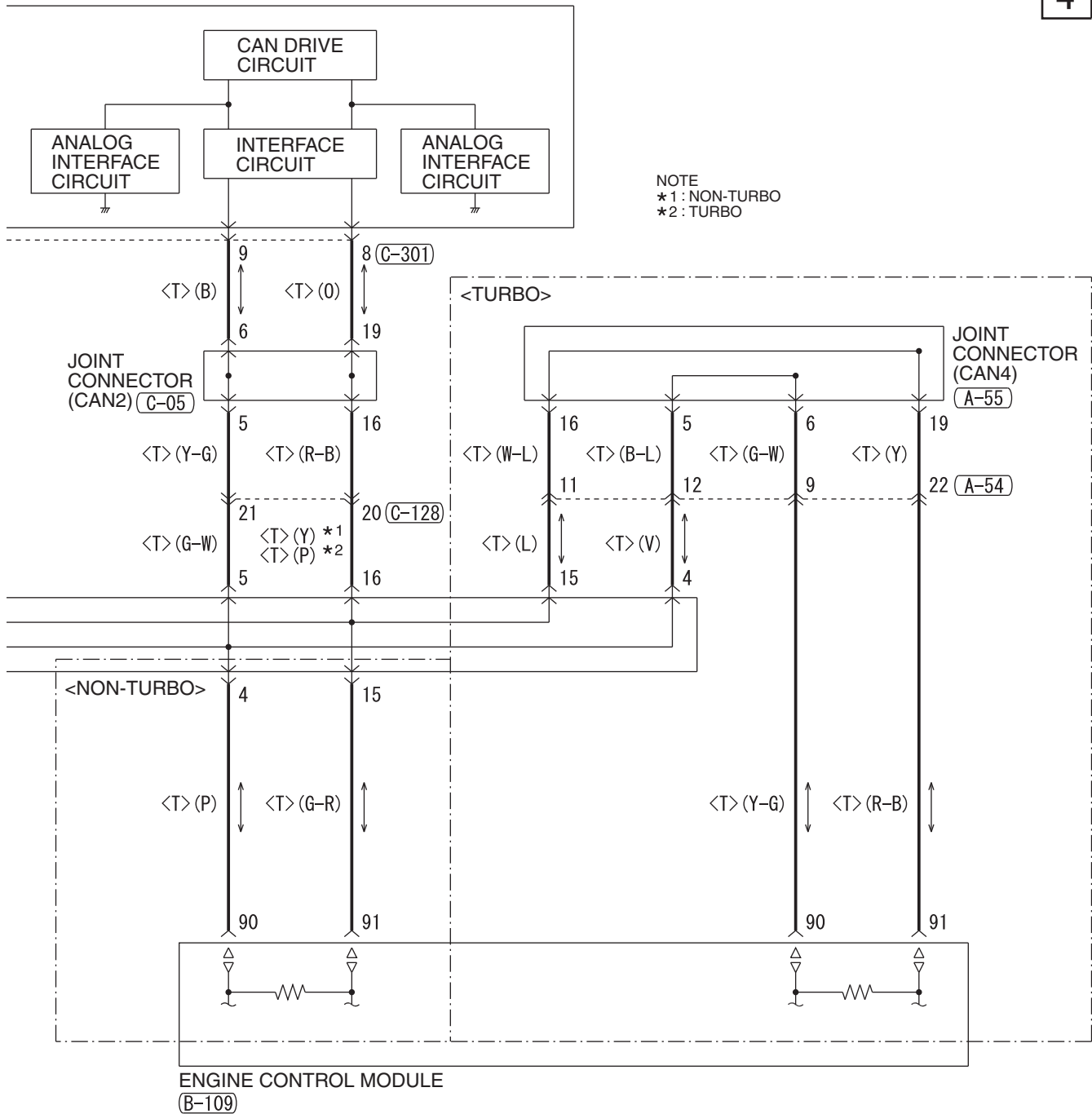
HAH08M08AB

## DAYTIME RUNNING LIGHT (DRL) &lt;DISCHARGE TYPE HEADLIGHT&gt; (CONTINUED)

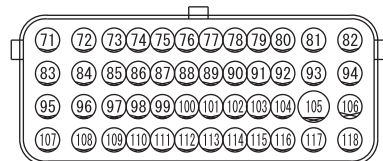




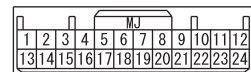
**4**



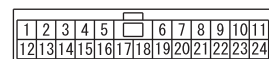
(B-109)



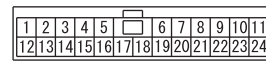
(C-04)



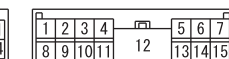
(C-301)



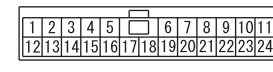
(C-05)



(C-317)



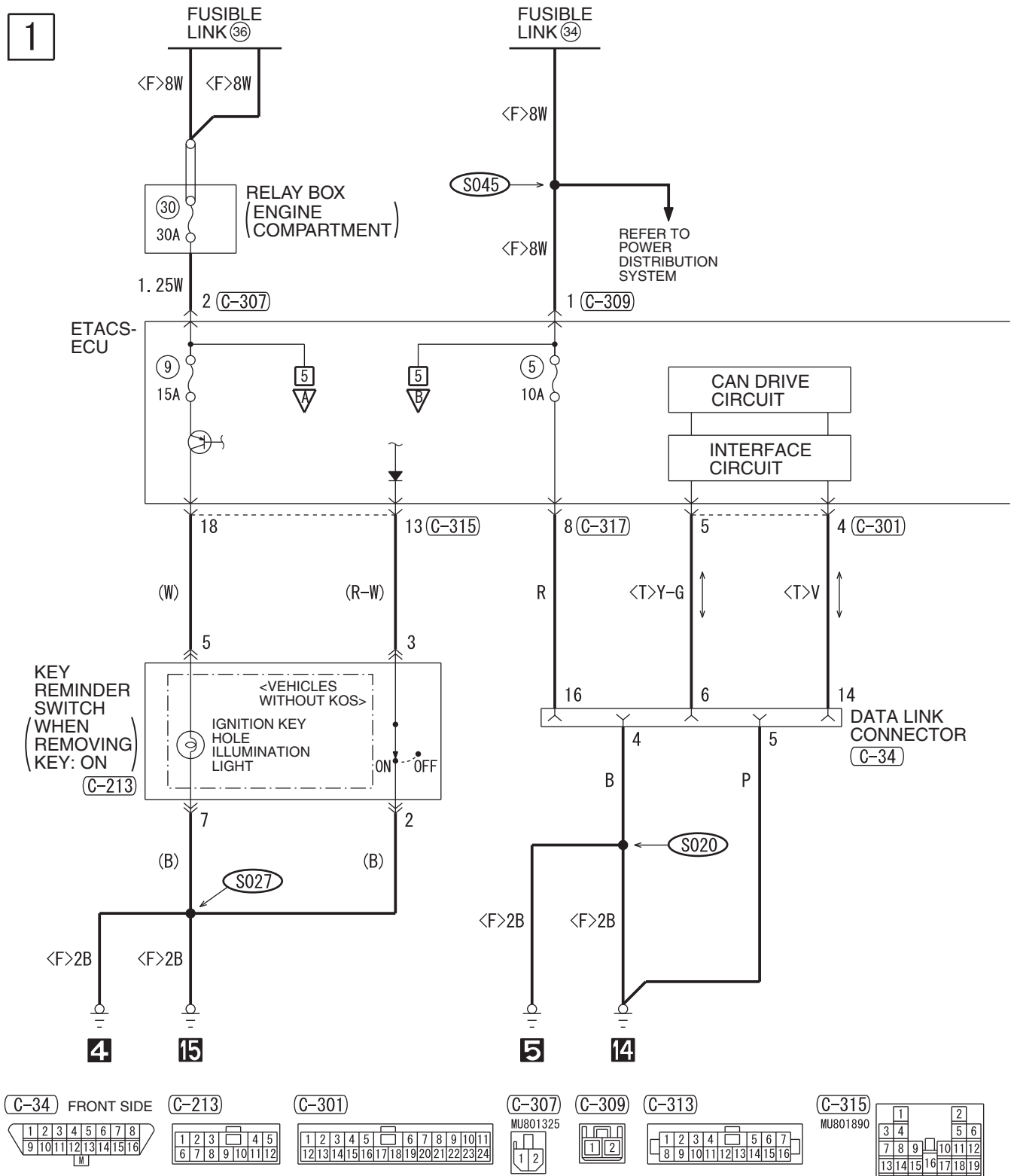
(C-06)



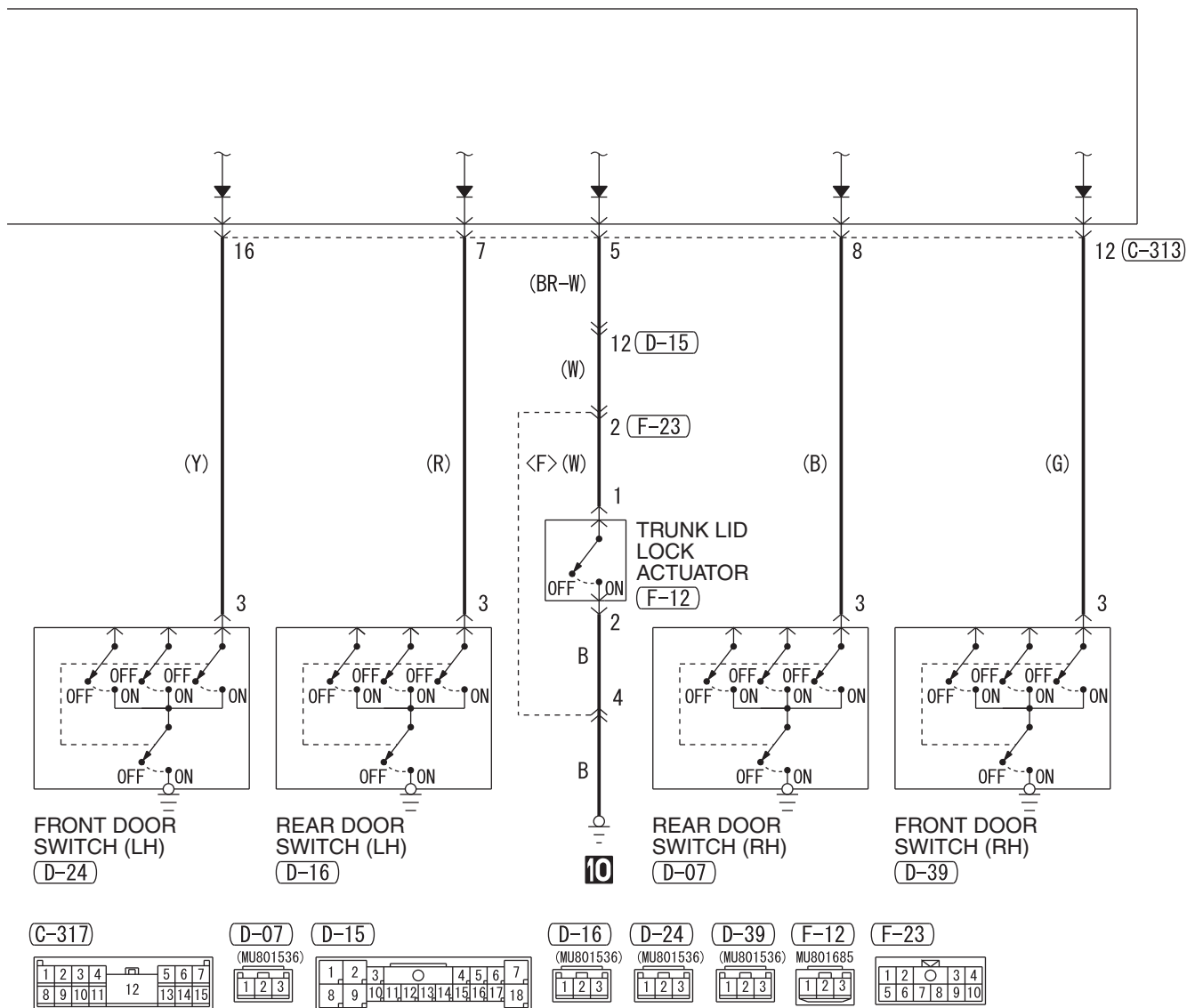
HAH08M08BB

## DOME LIGHT, LUGGAGE COMPARTMENT LIGHT AND IGNITION KEY HOLE ILLUMINATION LIGHT

M1901030800290

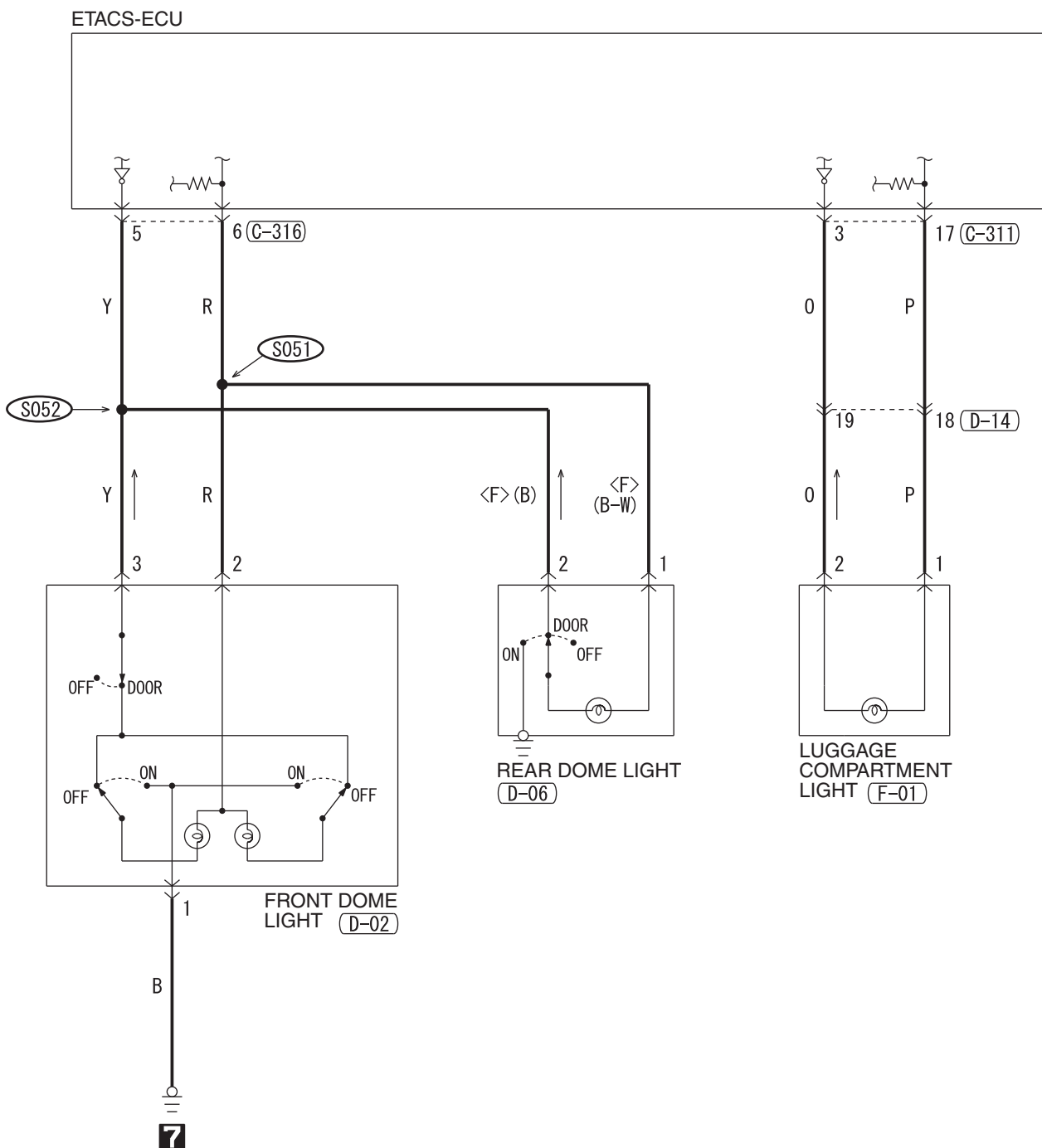


HAH08M09AA



DOME LIGHT, LUGGAGE COMPARTMENT LIGHT AND IGNITION KEY HOLE ILLUMINATION LIGHT  
(CONTINUED)

3



C-04

1	2	3	4	5	6	7	8	9	10	11	12
13	14	15	16	17	18	19	20	21	22	23	24


C-06

1	2	3	4	5		6	7	8	9	10	11	
12	13	14	15	16	17	18	19	20	21	22	23	24

C-301

1	2	3	4	5		6	7	8	9	10	11	
12	13	14	15	16	17	18	19	20	21	22	23	24

C-311

1	2	3	4		5	6	7	8	9	
10	11	12	13	14	15	16	17	18	19	20

C-316

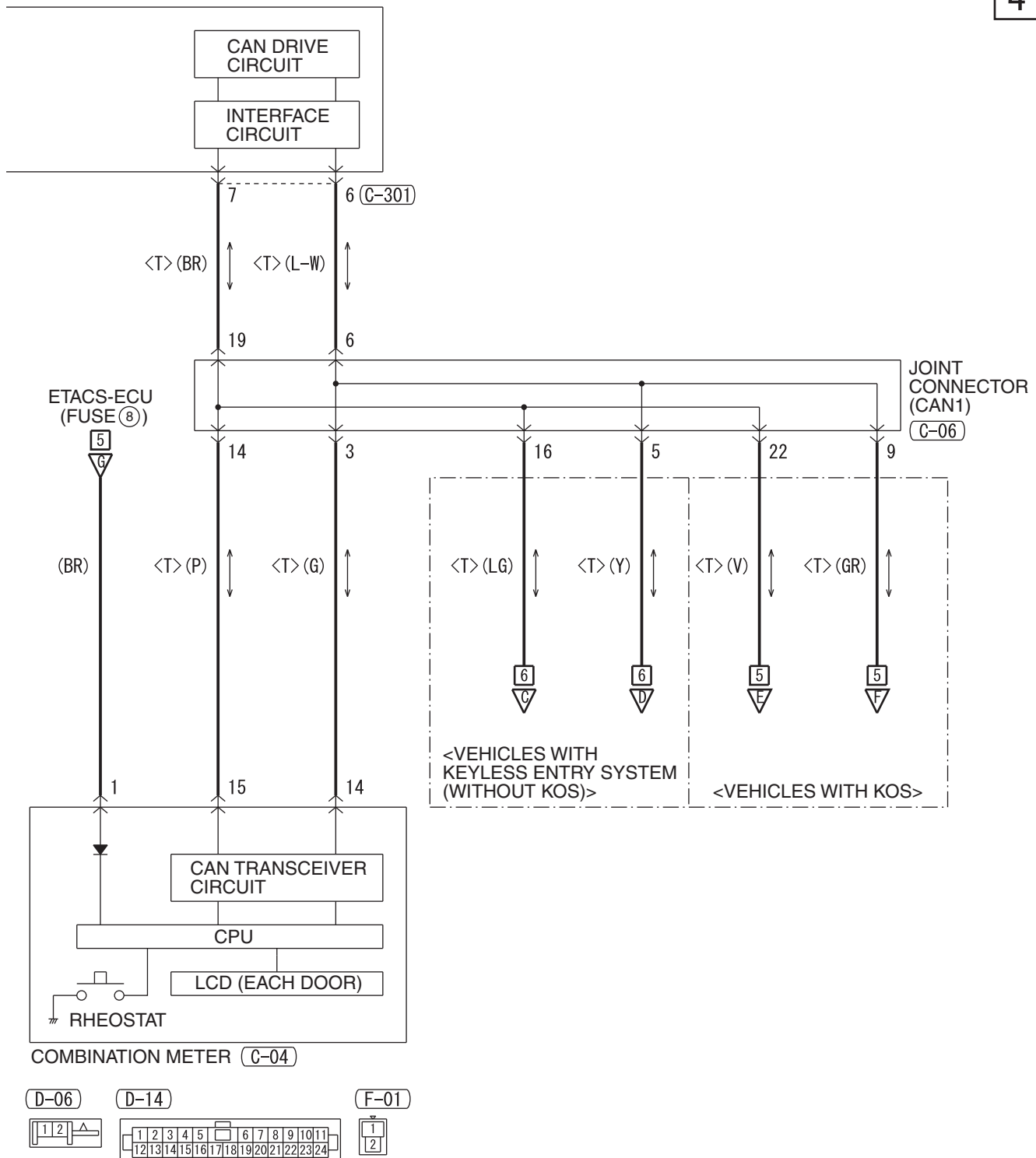
1			2
3	4	5	6

D-02

1	2	3
---	---	---

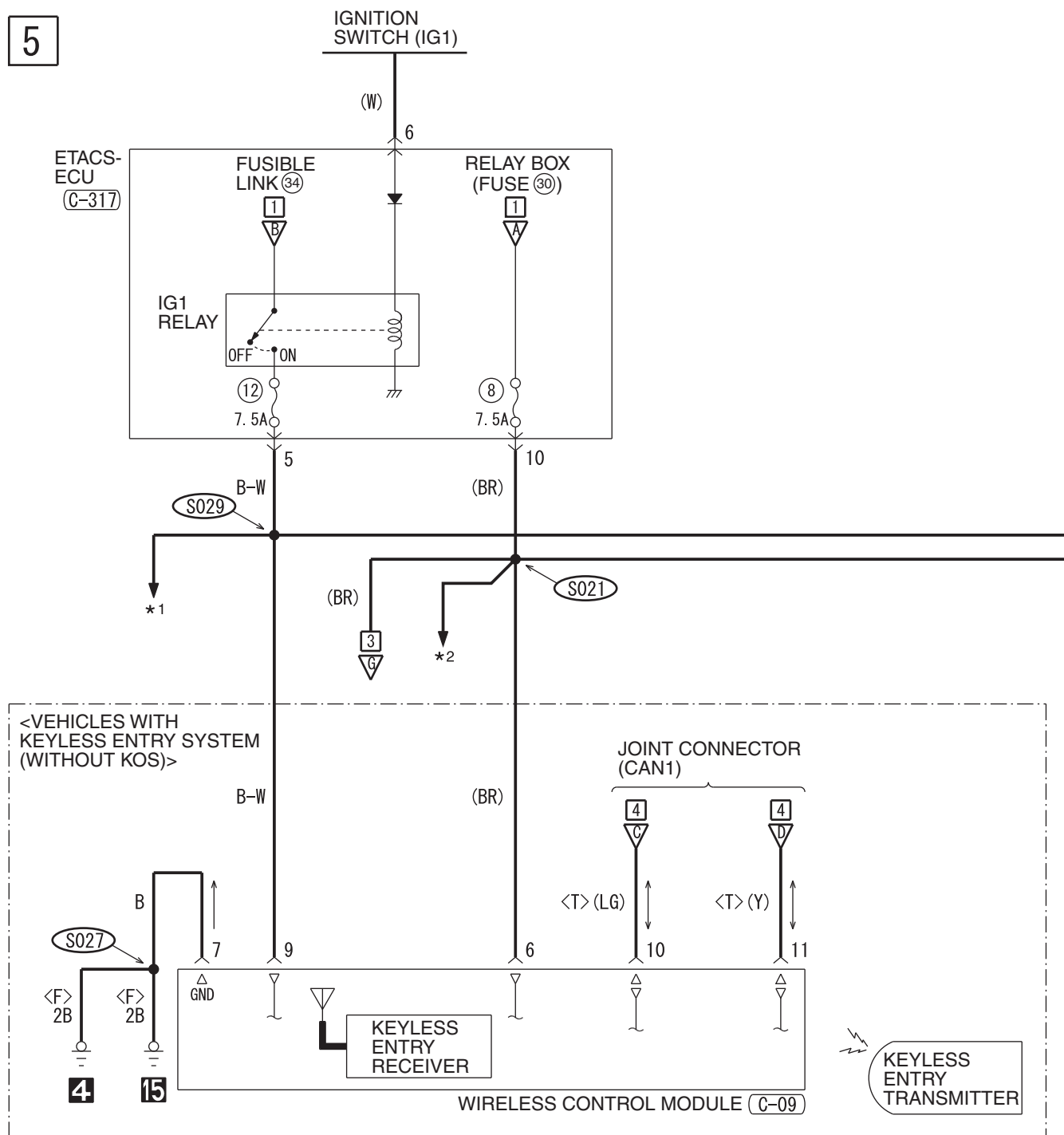
MU801685

4

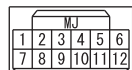


DOME LIGHT, LUGGAGE COMPARTMENT LIGHT AND IGNITION KEY HOLE ILLUMINATION LIGHT  
(CONTINUED)

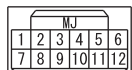
5



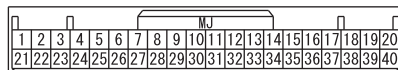
(C-09)



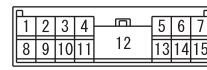
(C-10)



(C-31)



(C-317)



## NOTE

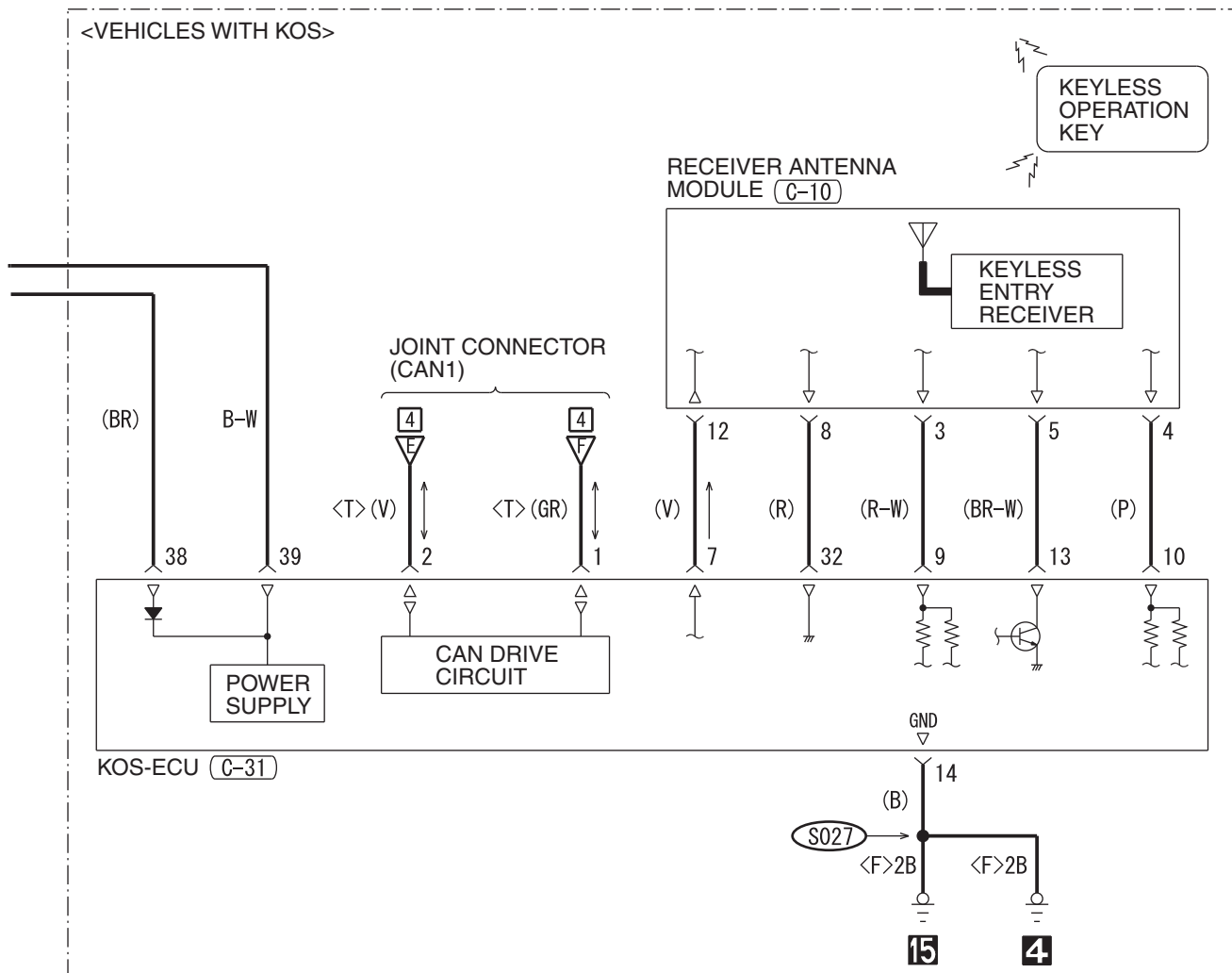
\*1 : ABS AND ASC  
 ABS, ASC AND ACD  
 AIR CONDITIONING SYSTEM  
 BRAKE WARNING LIGHT,  
 FUEL WARNING LIGHT AND  
 OIL PRESSURE WARNING  
 LIGHT  
 CHARGING SYSTEM  
 COOLING SYSTEM  
 CRUISE CONTROL SYSTEM  
 DAYTIME RUNNING LIGHT  
 (DRL)  
 DOOR AJAR WARNING  
 TONE ALARM  
 FOG LIGHT

HANDS-FREE CELLULAR  
 PHONE SYSTEM  
 HEADLIGHT  
 HEADLIGHT LEVELING  
 SYSTEM  
 HEATED DOOR MIRROR  
 HEATED SEAT  
 HEATER  
 INVECS-III CVT  
 METER AND GAUGE  
 MFI SYSTEM  
 REAR WINDOW DEFOGGER  
 SEAT BELT WARNING TONE  
 ALARM  
 SHIFT LOCK MECHANISM

SUNROOF  
 SUPPLEMENTAL RESTRAINT  
 SYSTEM (SRS)  
 TAILLIGHT, POSITION LIGHT,  
 REAR SIDE MARKER LIGHT,  
 LICENSE PLATE LIGHT AND  
 LIGHTING MONITOR TONE  
 ALARM  
 TC-SST  
 TIRE PRESSURE  
 MONITORING  
 SYSTEM (TPMS)  
 TURN-SIGNAL LIGHT AND  
 HAZARD WARNING LIGHT  
 WINDSHIELD WIPER AND  
 WASHER

\*2 : AIR CONDITIONING SYSTEM  
 DAYTIME RUNNING LIGHT (DRL)  
 FOG LIGHT  
 HEADLIGHT  
 HEATER  
 IGNITION KEY REMINDER  
 TONE ALARM  
 <VEHICLES WITH KOS>  
 KEYLESS OPERATING  
 SYSTEM (KOS)  
 TAILLIGHT, POSITION LIGHT,  
 REAR SIDE MARKER LIGHT,  
 LICENSE PLATE LIGHT AND  
 LIGHTING MONITOR TONE  
 ALARM  
 TURN-SIGNAL LIGHT AND  
 HAZARD WARNING LIGHT  
 WINDSHIELD WIPER AND  
 WASHER

6



## WIRE COLOR CODE

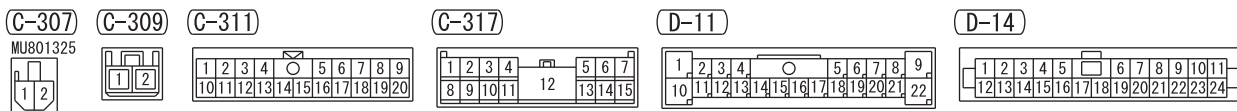
B : BLACK LG : LIGHT GREEN G : GREEN L : BLUE W : WHITE Y : YELLOW SB : SKY BLUE  
 BR : BROWN O : ORANGE GR : GRAY R : RED P : PINK V : VIOLET PU : PURPLE SI : SILVER

HAH08M09CB

## M1901002903954



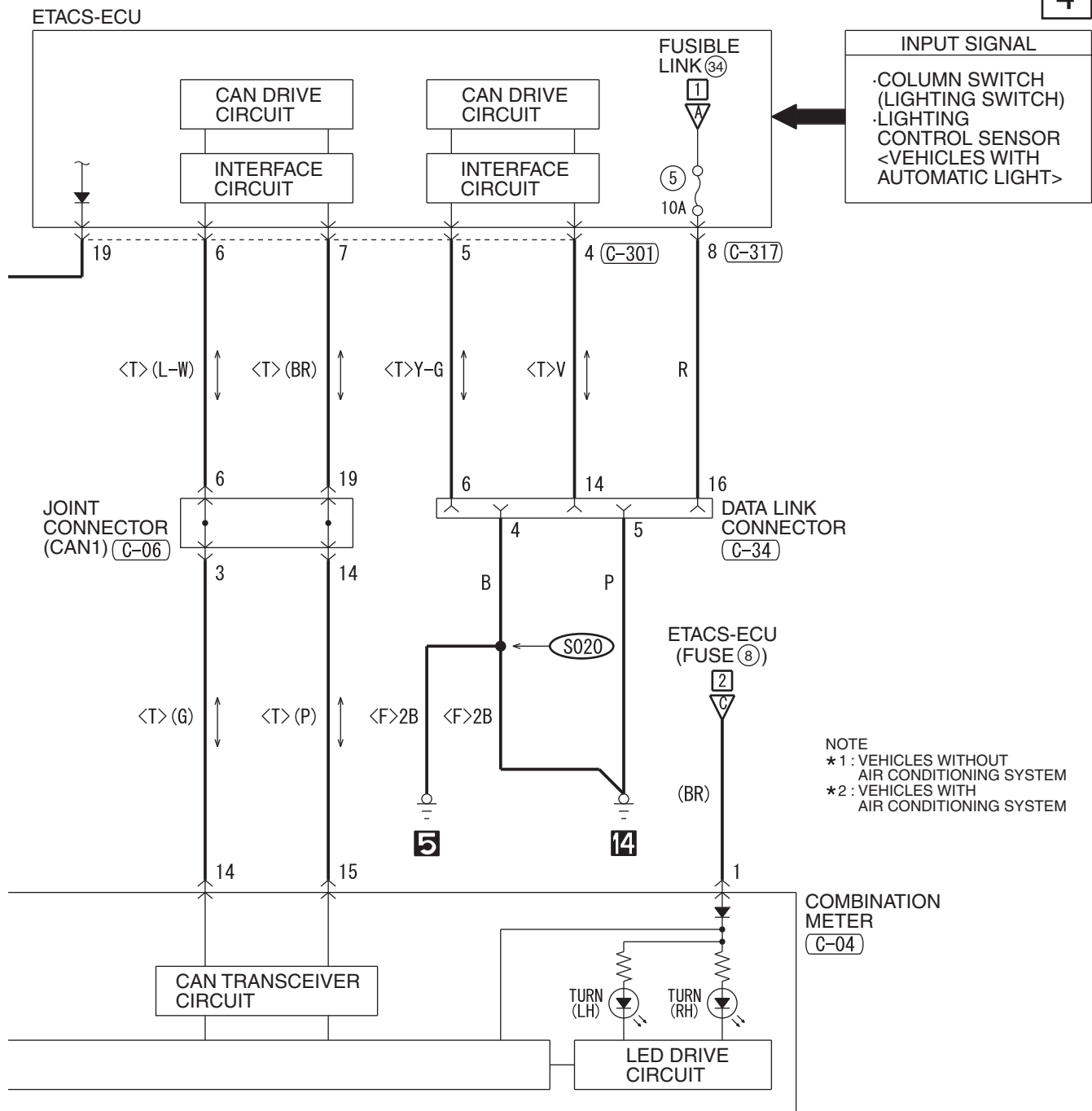




HAH09M00AB

[illegible]

**4**



(C-120)

(C-136)

(C-301)

(C-317)

1	2	3	4	5	6
7	8	9	10	11	12

1	2	3	4	5	6
7	8	9	10	11	12

1	2	3	4	5		6	7	8	9	10	11	
12	13	14	15	16	17	18	19	20	21	22	23	24

1	2	3	4	12		5	6	7
8	9	10	11			13	14	15

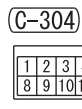
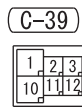
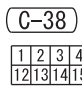
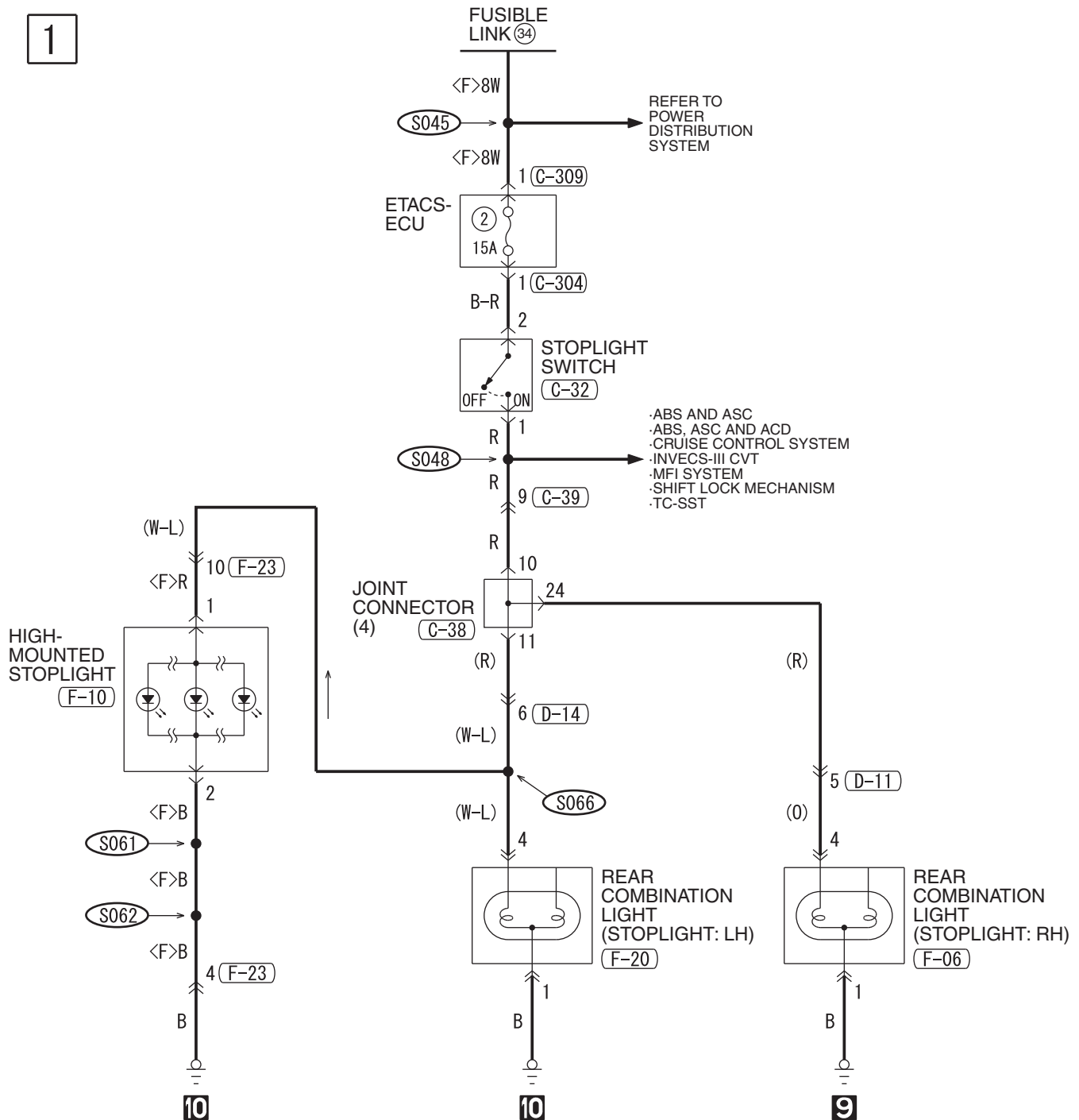
**WIRE COLOR CODE**

B: BLACK LG: LIGHT GREEN G: GREEN L: BLUE W: WHITE Y: YELLOW SB: SKY BLUE  
 BR: BROWN O: ORANGE GR: GRAY R: RED P: PINK V: VIOLET PU: PURPLE SI: SILVER

HAH09M00BB

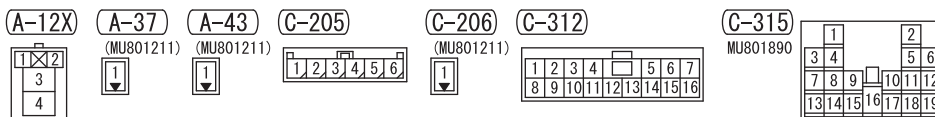
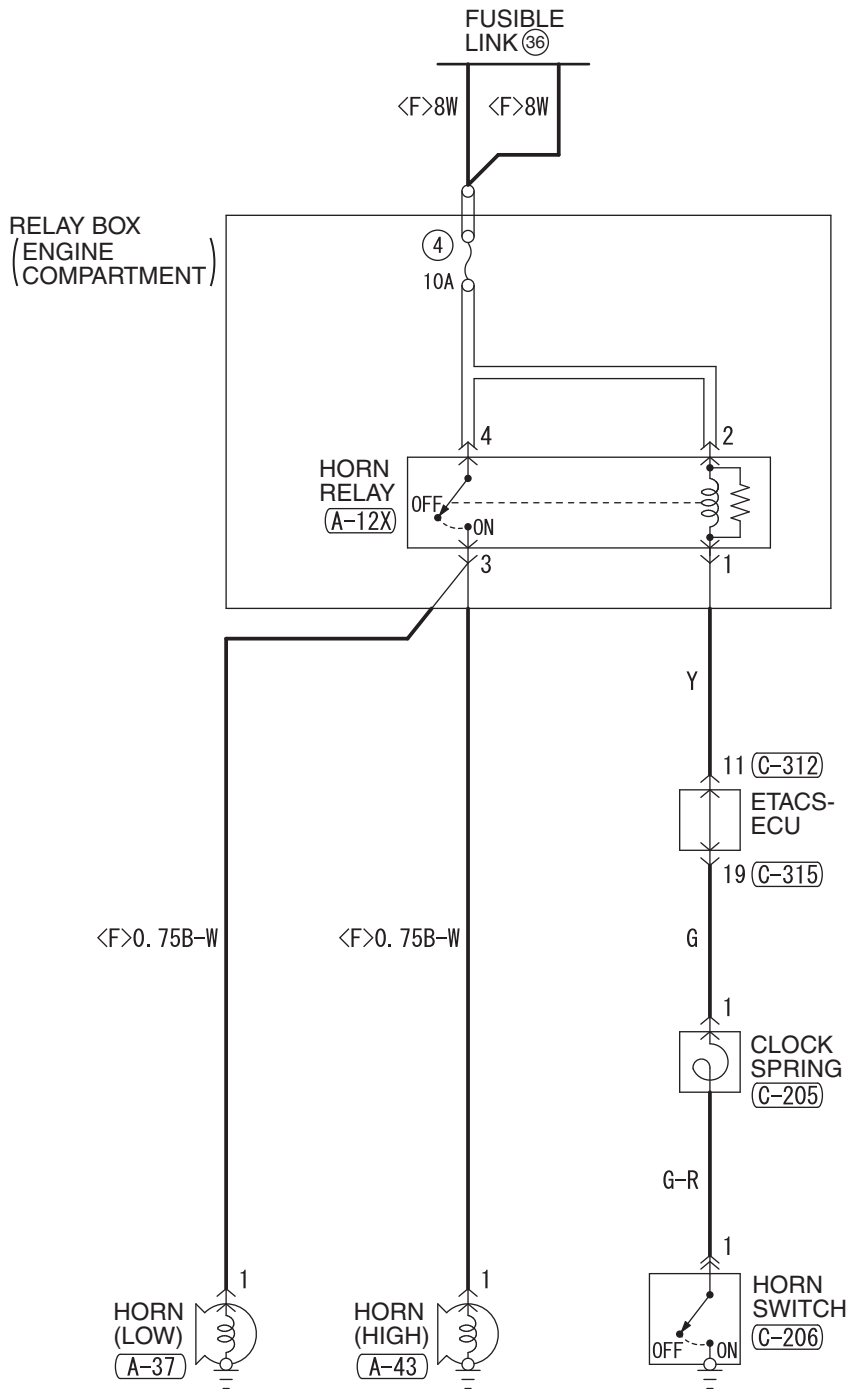
## STOPLIGHT

1



# HORN

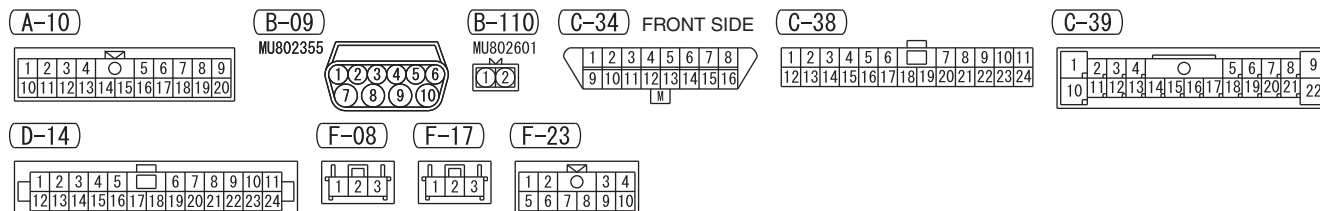
1



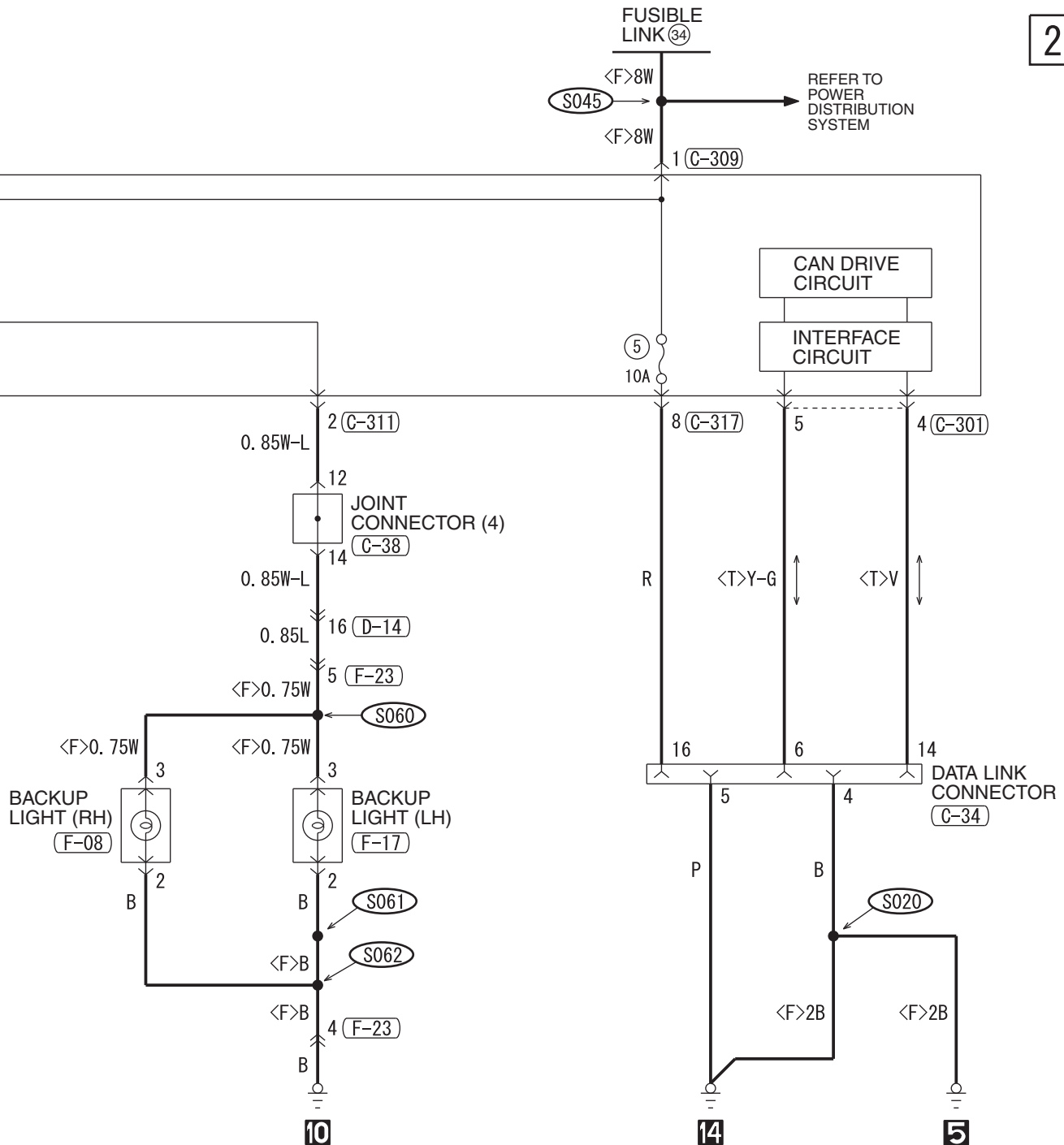
WIRE COLOR CODE  
B : BLACK LG : LIGHT GREEN G : GREEN L : BLUE W : WHITE Y : YELLOW SB : SKY BLUE  
BR : BROWN O : ORANGE GR : GRAY R : RED P : PINK V : VIOLET PU : PURPLE SI : SILVER

H9H09M02AA

## M1901003104608



**2**



**(C-301)**

1	2	3	4	5	6	7	8	9	10	11
12	13	14	15	16	17	18	19	20	21	22

**(C-304)**

1	2	3	4	5	6	7
8	9	10	11	12	13	14

**(C-309)**

1	2
---	---

**(C-311)**

1	2	3	4	5	6	7	8	9
10	11	12	13	14	15	16	17	18

**(C-313)**

1	2	3	4	5	6	7
8	9	10	11	12	13	14

**(C-317)**

1	2	3	4	5	6	7
8	9	10	11	12	13	14

**WIRE COLOR CODE**

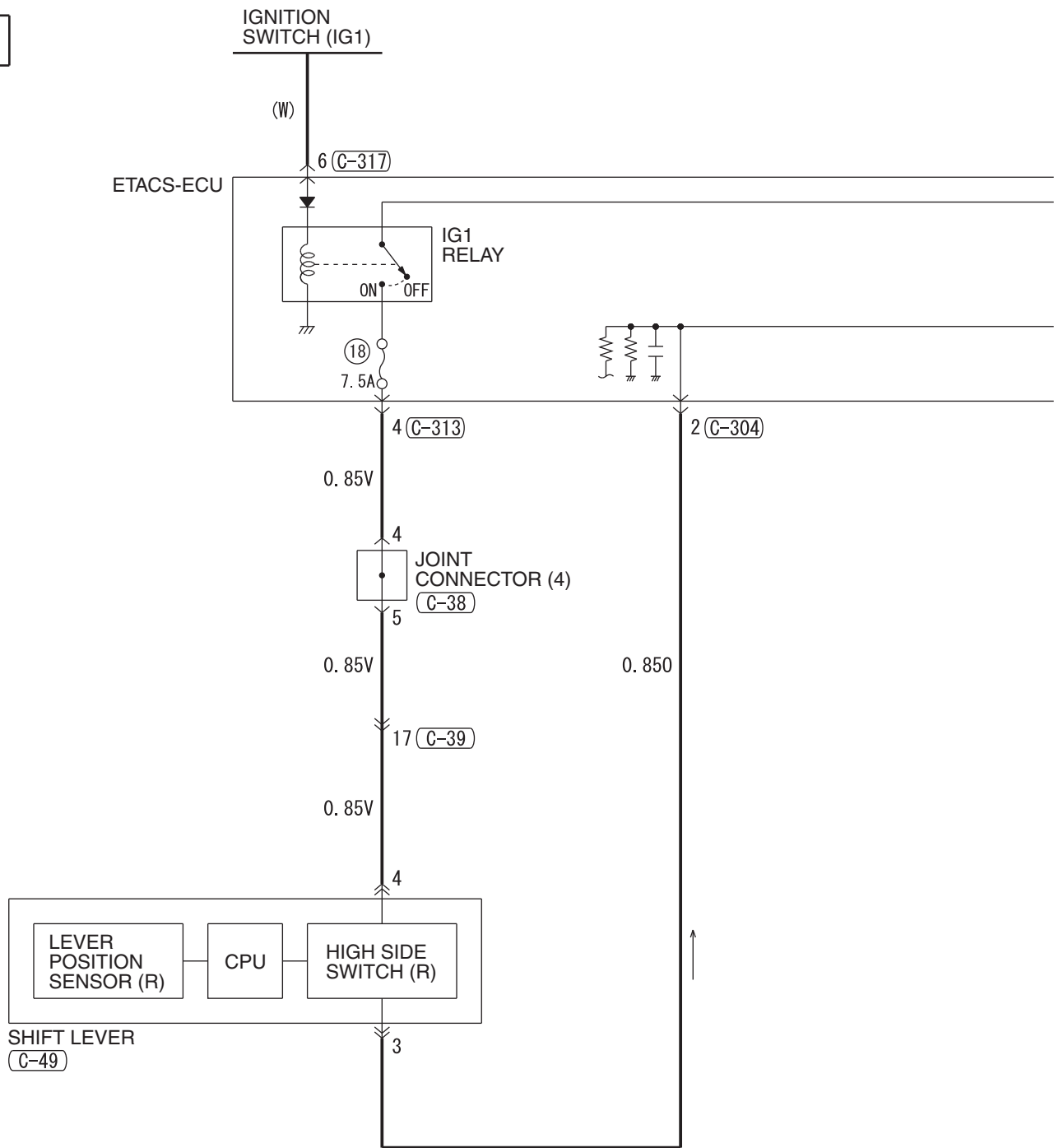
B : BLACK LG : LIGHT GREEN G : GREEN L : BLUE W : WHITE Y : YELLOW SB : SKY BLUE  
 BR : BROWN O : ORANGE GR : GRAY R : RED P : PINK V : VIOLET PU : PURPLE SI : SILVER

HAH09M03AB

BACKUP LIGHT <TURBO>

M1901003104619

1



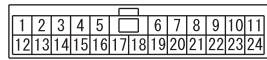
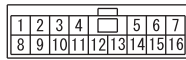
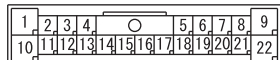
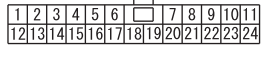
(C-34) FRONT SIDE

(C-38)

(C-39)

(C-49)

(C-301)



(F-08)

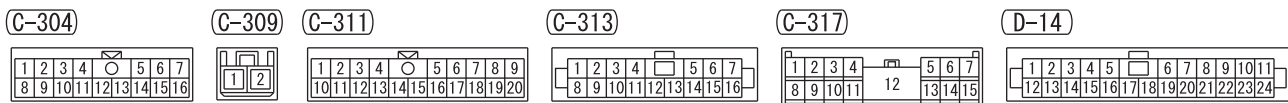
(F-17)

(F-23)



HAH09M02AA

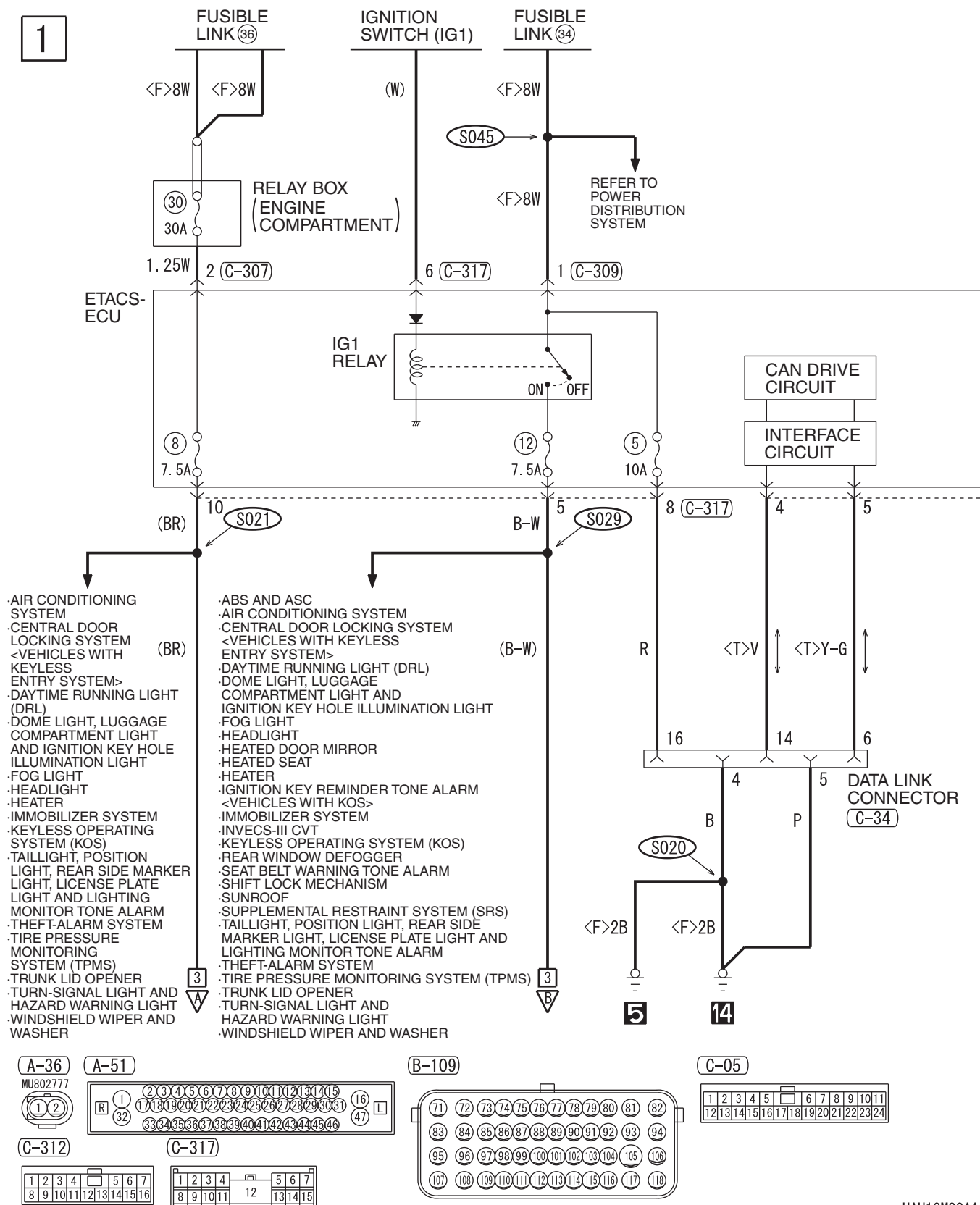




HAH09M02AB

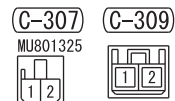
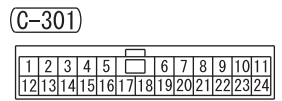
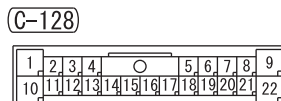
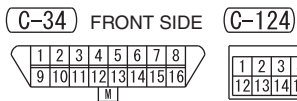
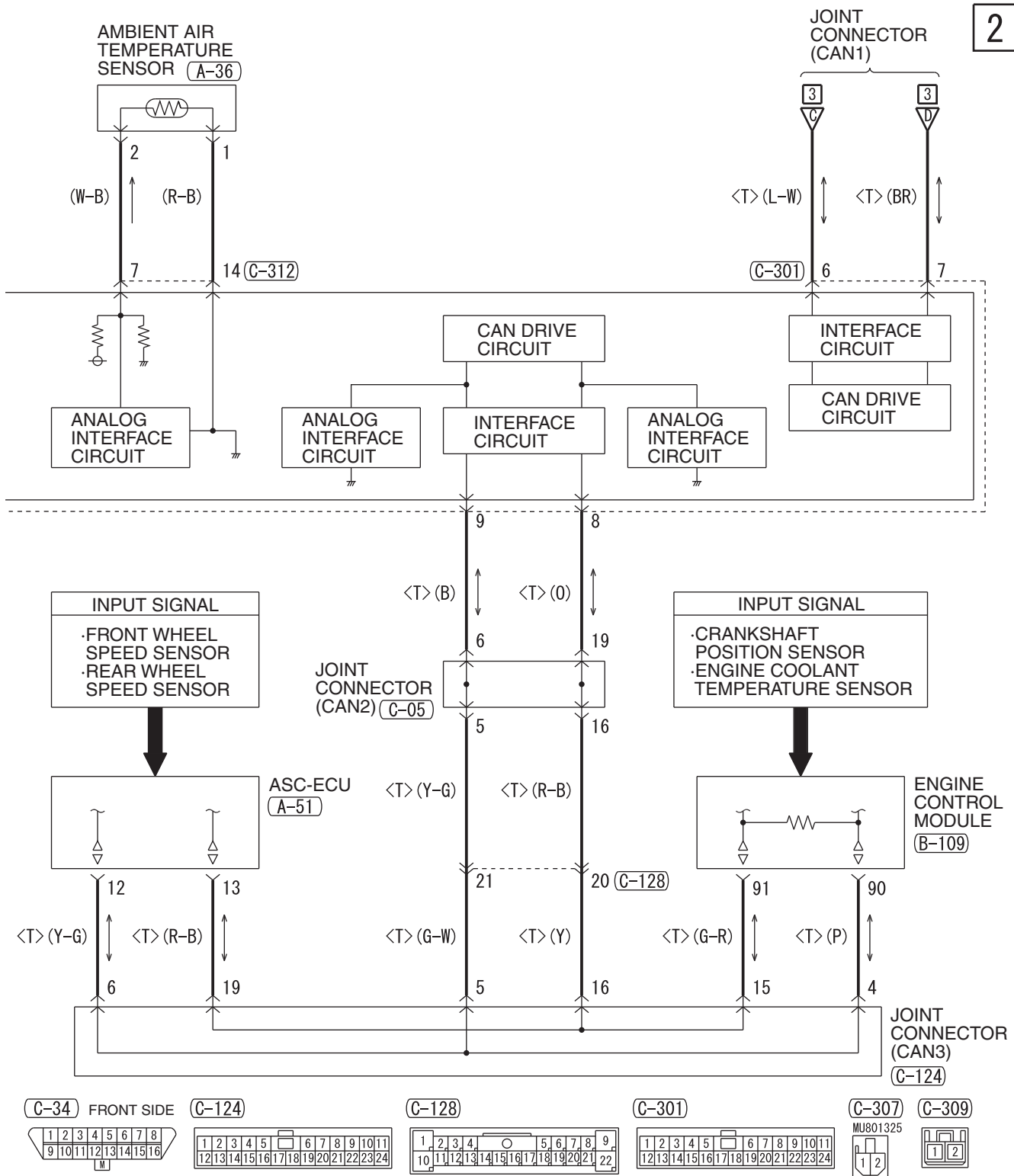
## METER AND GAUGE &lt;NON-TURBO&gt;

M1901003505858



HAH10M00AA

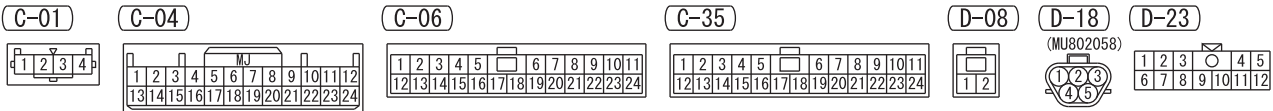
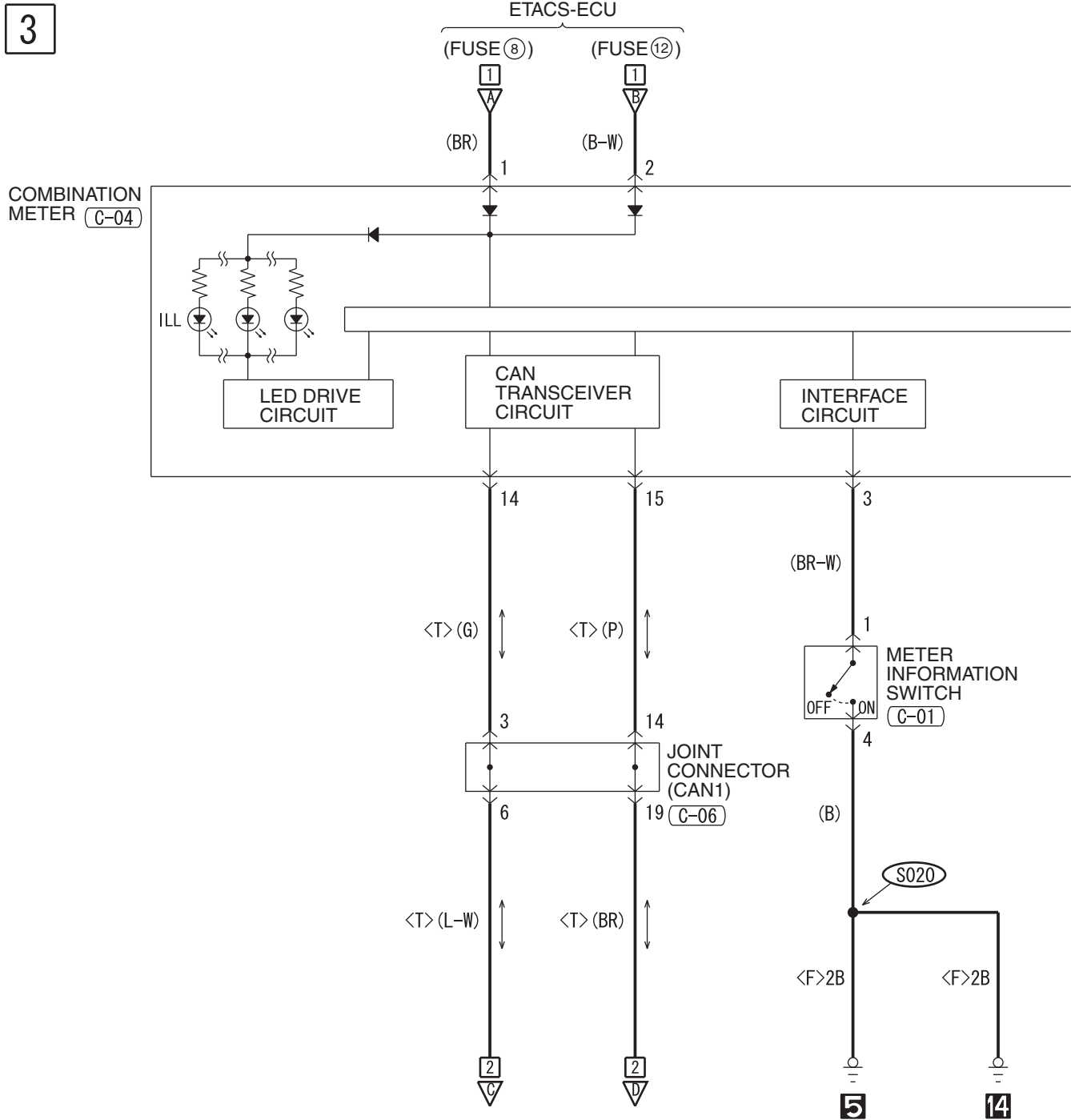
**2**



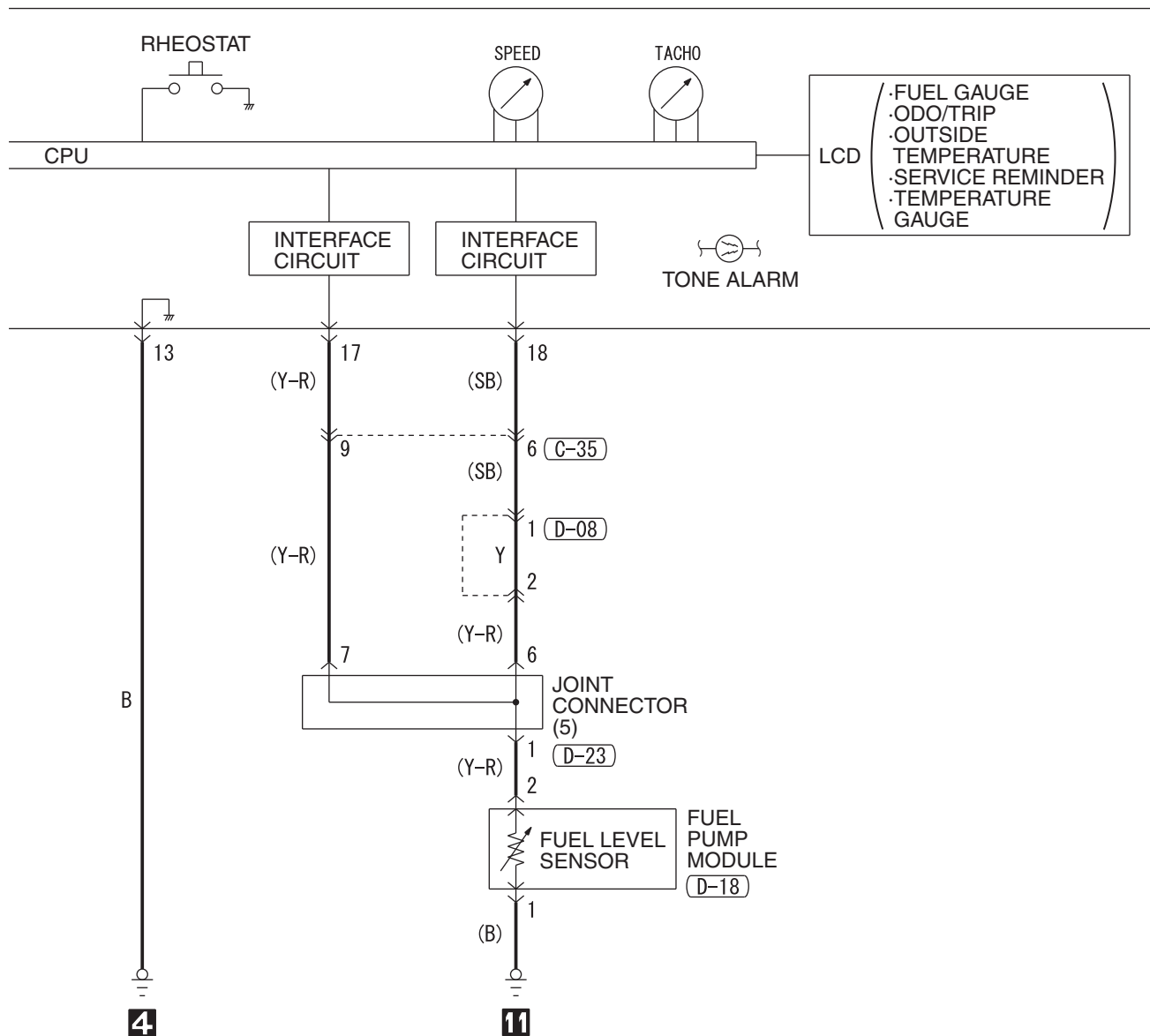
**WIRE COLOR CODE**  
 B: BLACK LG: LIGHT GREEN G: GREEN L: BLUE W: WHITE Y: YELLOW SB: SKY BLUE  
 BR: BROWN O: ORANGE GR: GRAY R: RED P: PINK V: VIOLET PU: PURPLE SI: SILVER

HAH10M00AB

METER AND GAUGE <NON-TURBO> (CONTINUED)



**4**



**WIRE COLOR CODE**

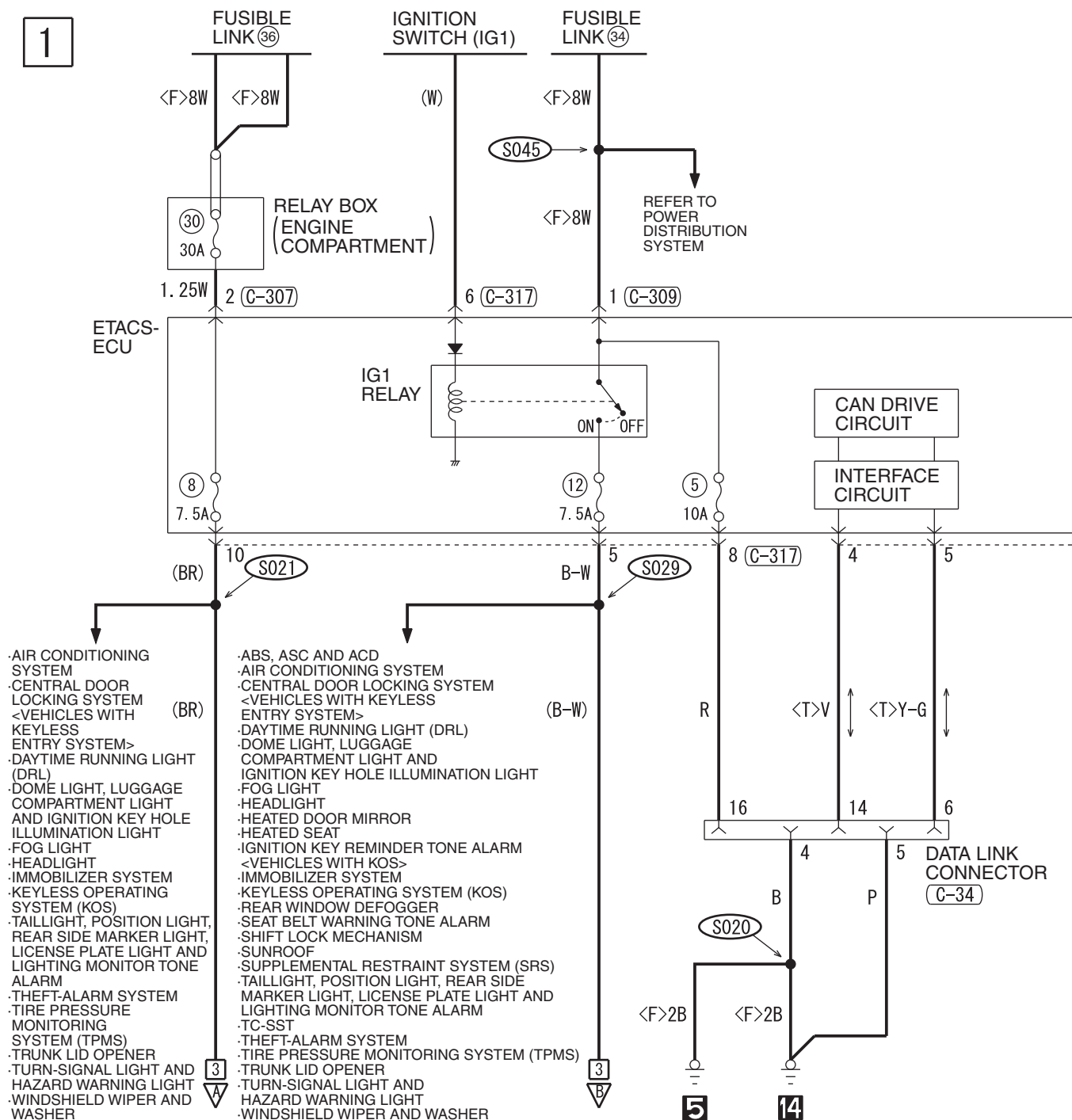
B : BLACK LG : LIGHT GREEN G : GREEN L : BLUE W : WHITE Y : YELLOW SB : SKY BLUE  
 BR : BROWN O : ORANGE GR : GRAY R : RED P : PINK V : VIOLET PU : PURPLE SI : SILVER

HAH10M00BB

**TSB Revision**

## METER AND GAUGE &lt;TURBO&gt;

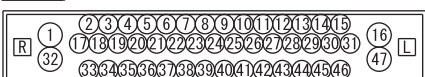
M1901003505869



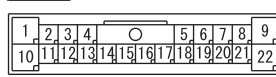
A-36



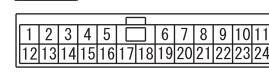
A-51



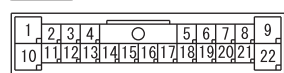
A-54



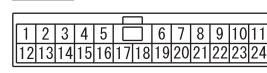
A-55



C-128



C-301



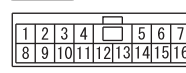
C-307



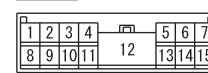
C-309



C-312

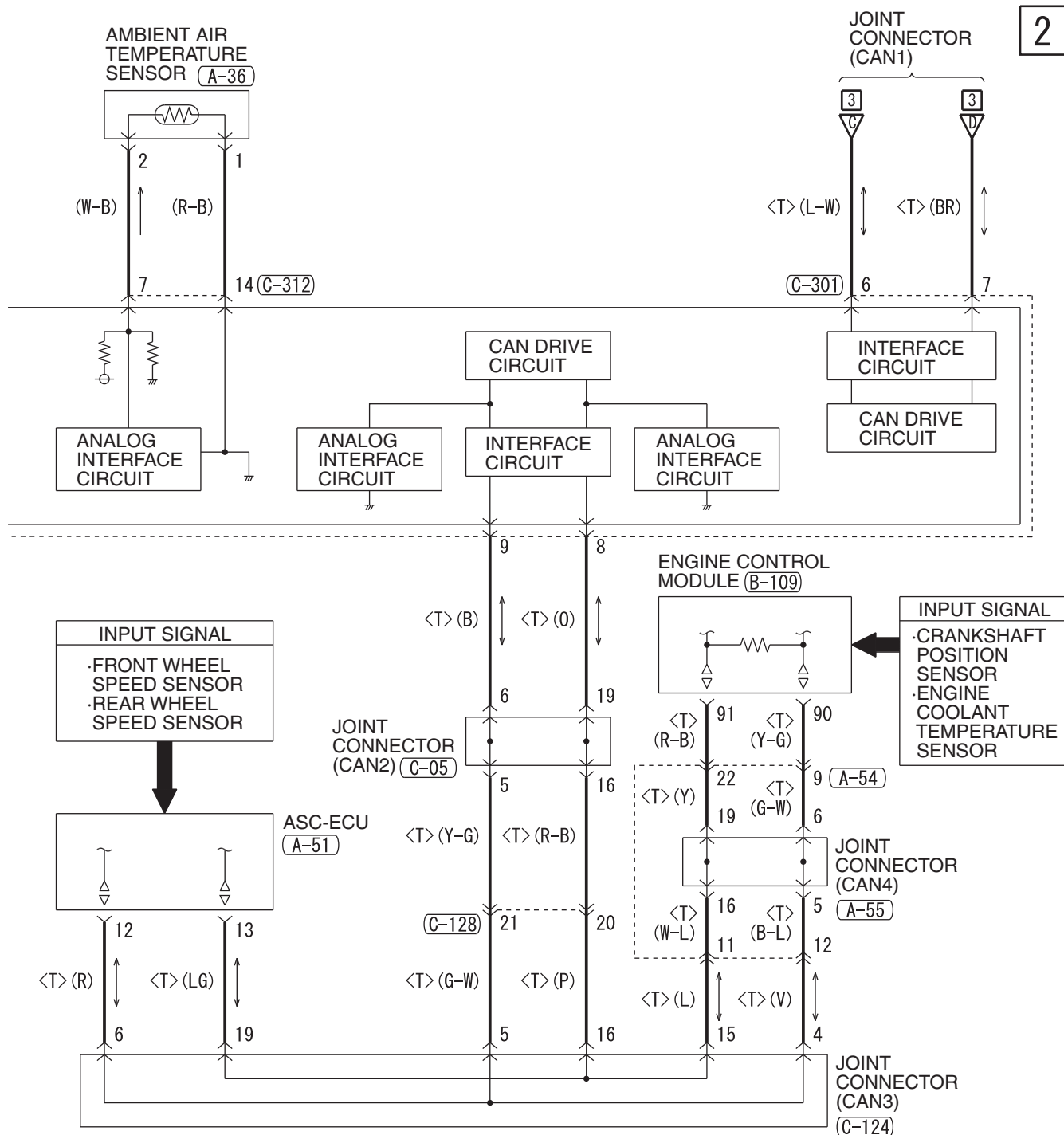


C-317

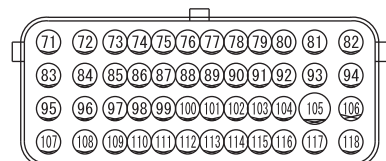


HAH10M01AA

2



(B-109)



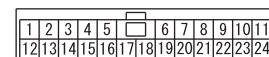
(C-05)



(C-34) FRONT SIDE



(C-124)

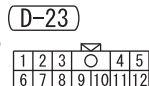
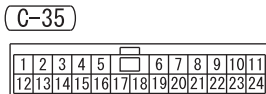
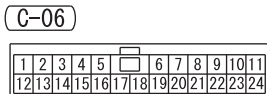
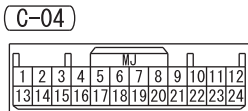
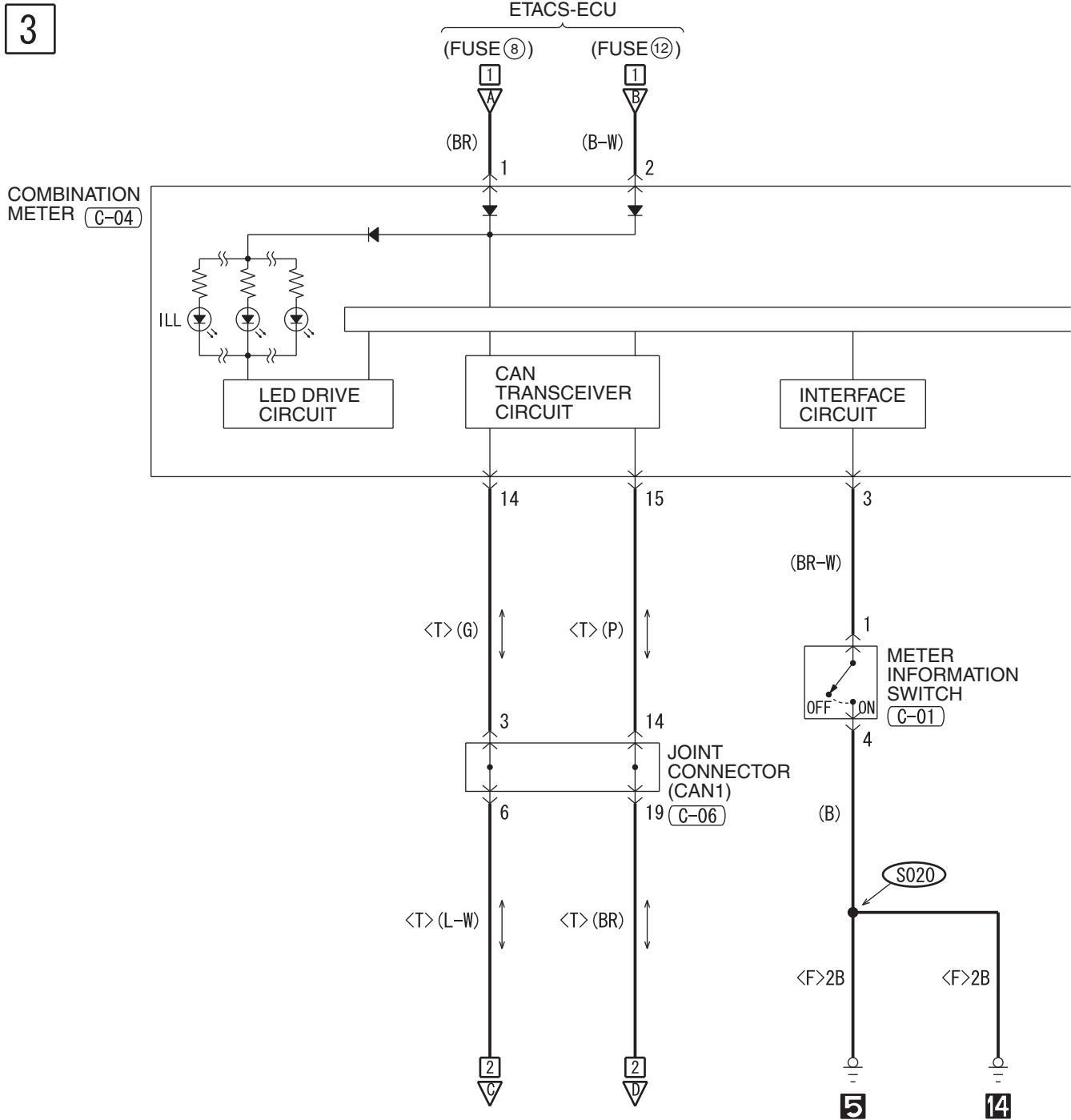


WIRE COLOR CODE

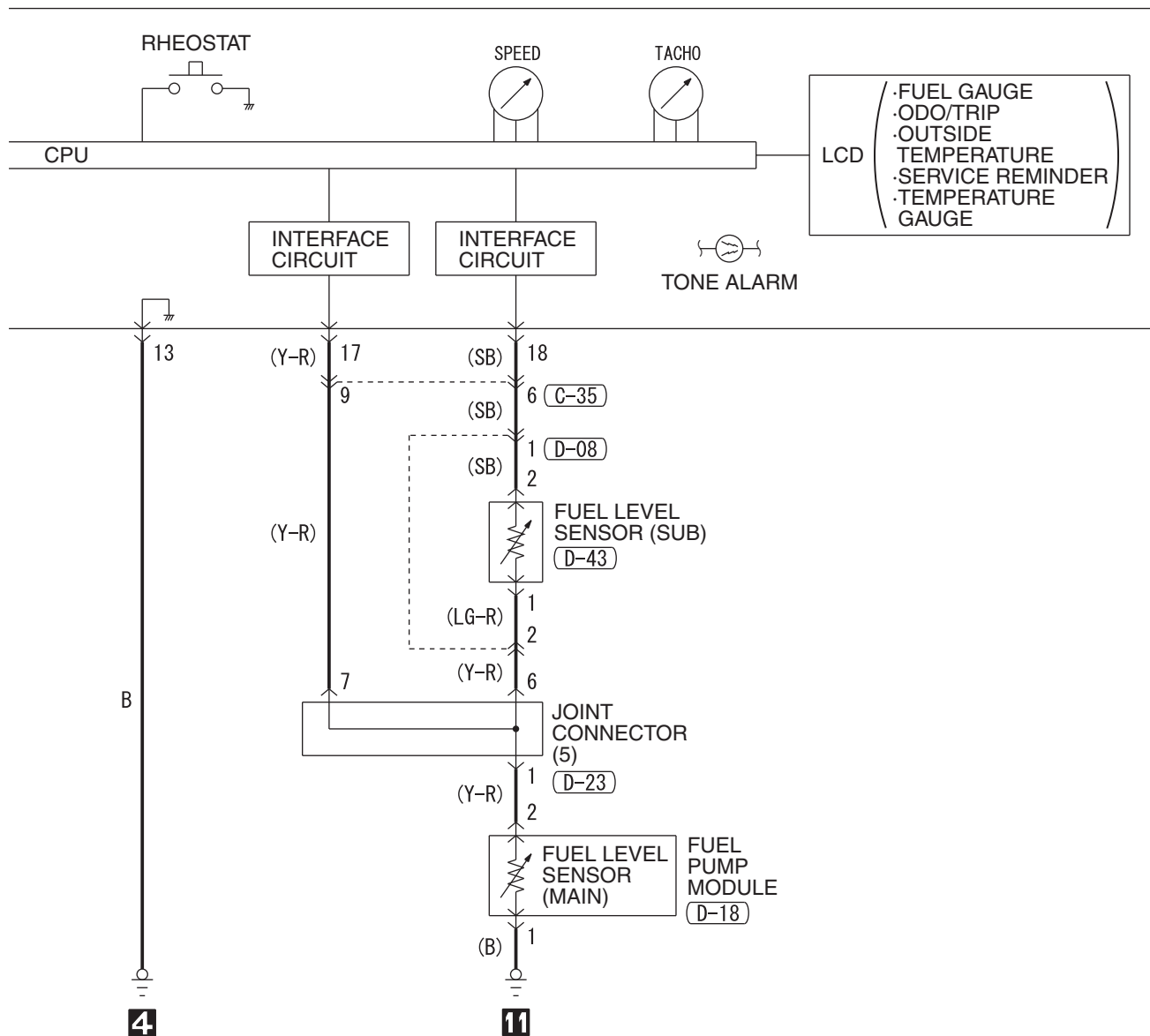
B : BLACK LG : LIGHT GREEN G : GREEN L : BLUE W : WHITE  
Y : YELLOW SB : SKY BLUE BR : BROWN O : ORANGE GR : GRAY  
R : RED P : PINK V : VIOLET PU : PURPLE SI : SILVER

HAH10M01AB

METER AND GAUGE <TURBO> (CONTINUED)







D-43



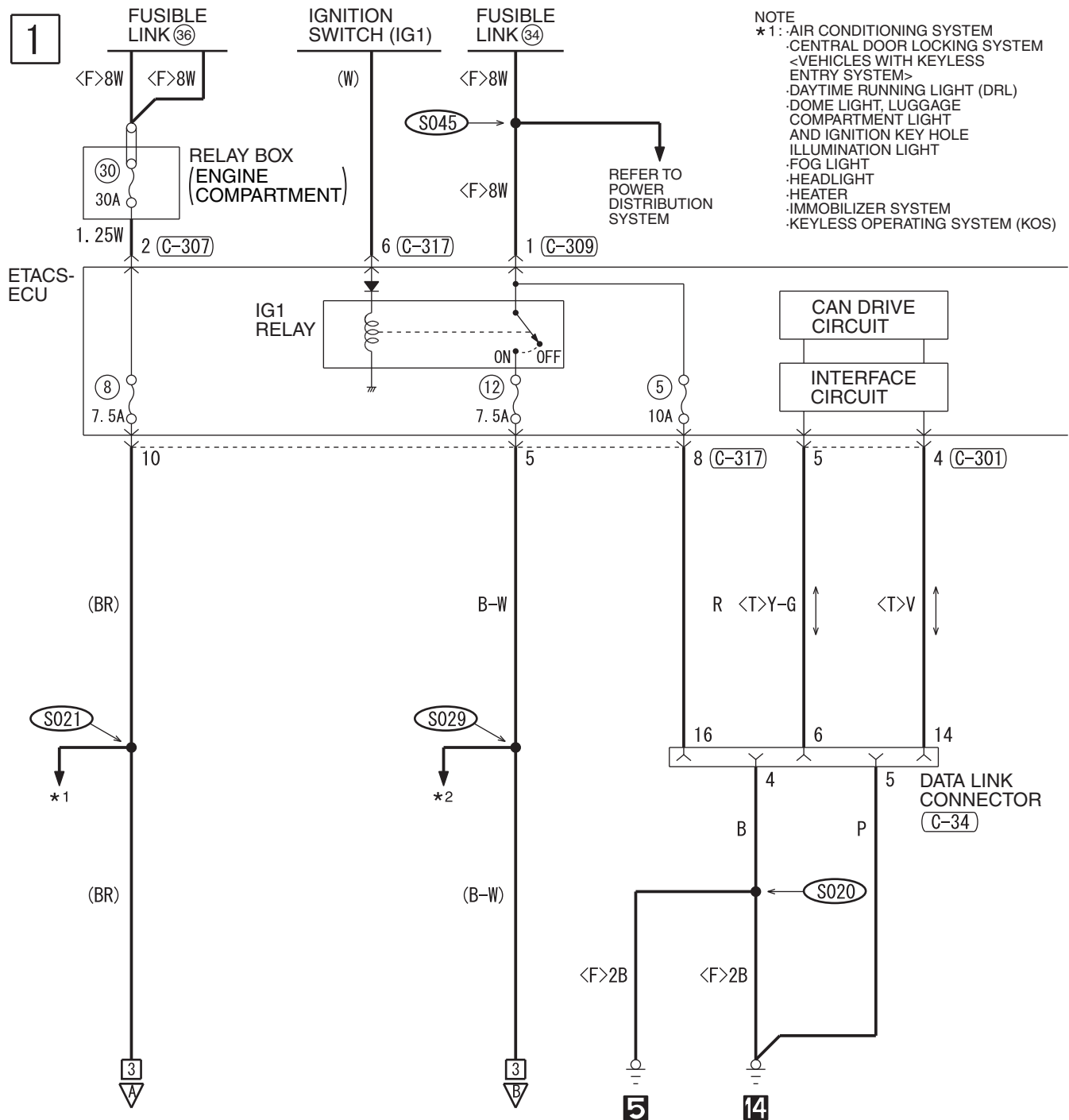
WIRE COLOR CODE

B: BLACK LG: LIGHT GREEN G: GREEN L: BLUE W: WHITE Y: YELLOW SB: SKY BLUE  
BR: BROWN O: ORANGE GR: GRAY R: RED P: PINK V: VIOLET PU: PURPLE SI: SILVER

HAH10M01BB

# BRAKE WARNING LIGHT, FUEL WARNING LIGHT AND OIL PRESSURE WARNING LIGHT <NON-TURBO>

M1901020000390



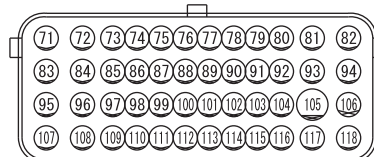
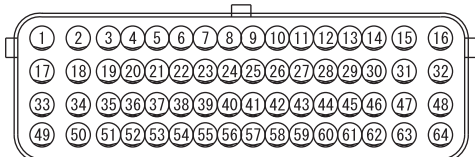
A-06

B-16

B-108

B-109

B-119

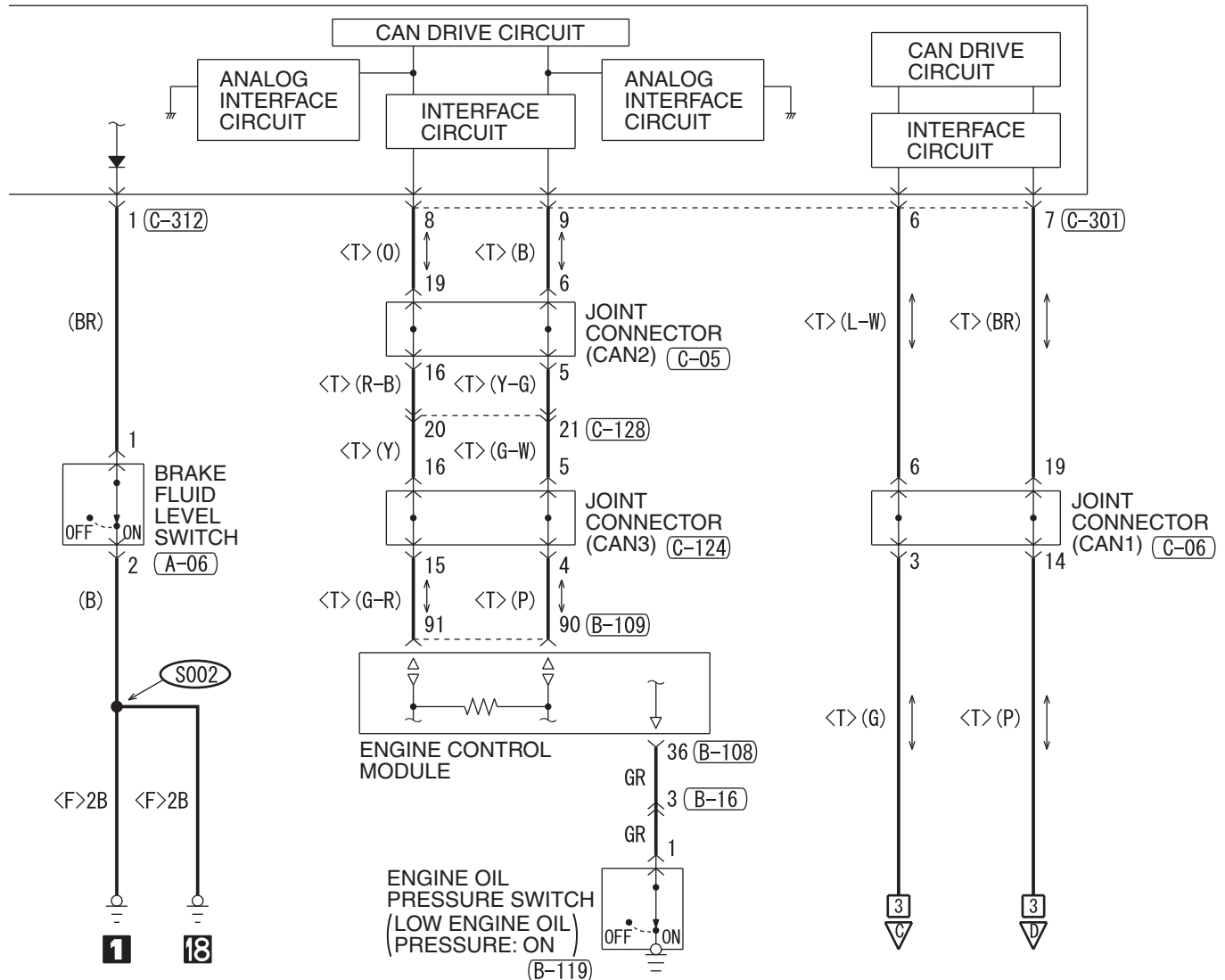


HAH10M02AA

·TAILLIGHT, POSITION LIGHT,  
REAR SIDE MARKER LIGHT,  
LICENSE PLATE LIGHT AND  
LIGHTING MONITOR TONE  
ALARM  
·THEFT-ALARM SYSTEM  
·TIRE PRESSURE MONITORING  
SYSTEM (TPMS)  
·TRUNK LID OPENER  
·TURN-SIGNAL LIGHT AND  
HAZARD WARNING LIGHT  
·WINDSHIELD WIPER AND  
WASHER

\*2 : ·ABS AND ASC  
·AIR CONDITIONING SYSTEM  
<VEHICLES WITH KEYLESS ENTRY SYSTEM>  
·DAYTIME RUNNING LIGHT (DRL)  
·DOME LIGHT, LUGGAGE COMPARTMENT  
LIGHT AND IGNITION KEY HOLE  
ILLUMINATION LIGHT  
·FOG LIGHT  
·HEADLIGHT  
·HEATED DOOR MIRROR  
·HEATED SEAT  
·HEATER  
·IGNITION KEY REMINDER TONE ALARM  
<VEHICLES WITH KOS>  
·IMMOBILIZER SYSTEM

·INVECS-III CVT  
·KEYLESS OPERATING SYSTEM (KOS)  
·REAR WINDOW DEFOGGER  
·SEAT BELT WARNING TONE ALARM  
·SHIFT LOCK MECHANISM  
·SUNROOF  
·SUPPLEMENTAL RESTRAINT SYSTEM (SRS)  
·TAILLIGHT, POSITION LIGHT, REAR SIDE  
MARKER LIGHT, LICENSE PLATE LIGHT AND  
LIGHTING MONITOR TONE ALARM  
·THEFT-ALARM SYSTEM  
·TIRE PRESSURE MONITORING SYSTEM (TPMS)  
·TRUNK LID OPENER  
·TURN-SIGNAL LIGHT AND HAZARD WARNING LIGHT  
·WINDSHIELD WIPER AND WASHER



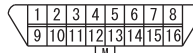
(C-05)



(C-06)



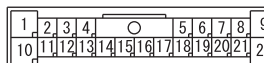
(C-34) FRONT SIDE



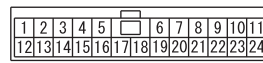
(C-124)



(C-128)



(C-301)



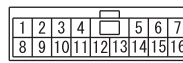
(C-307)



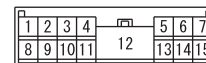
(C-309)



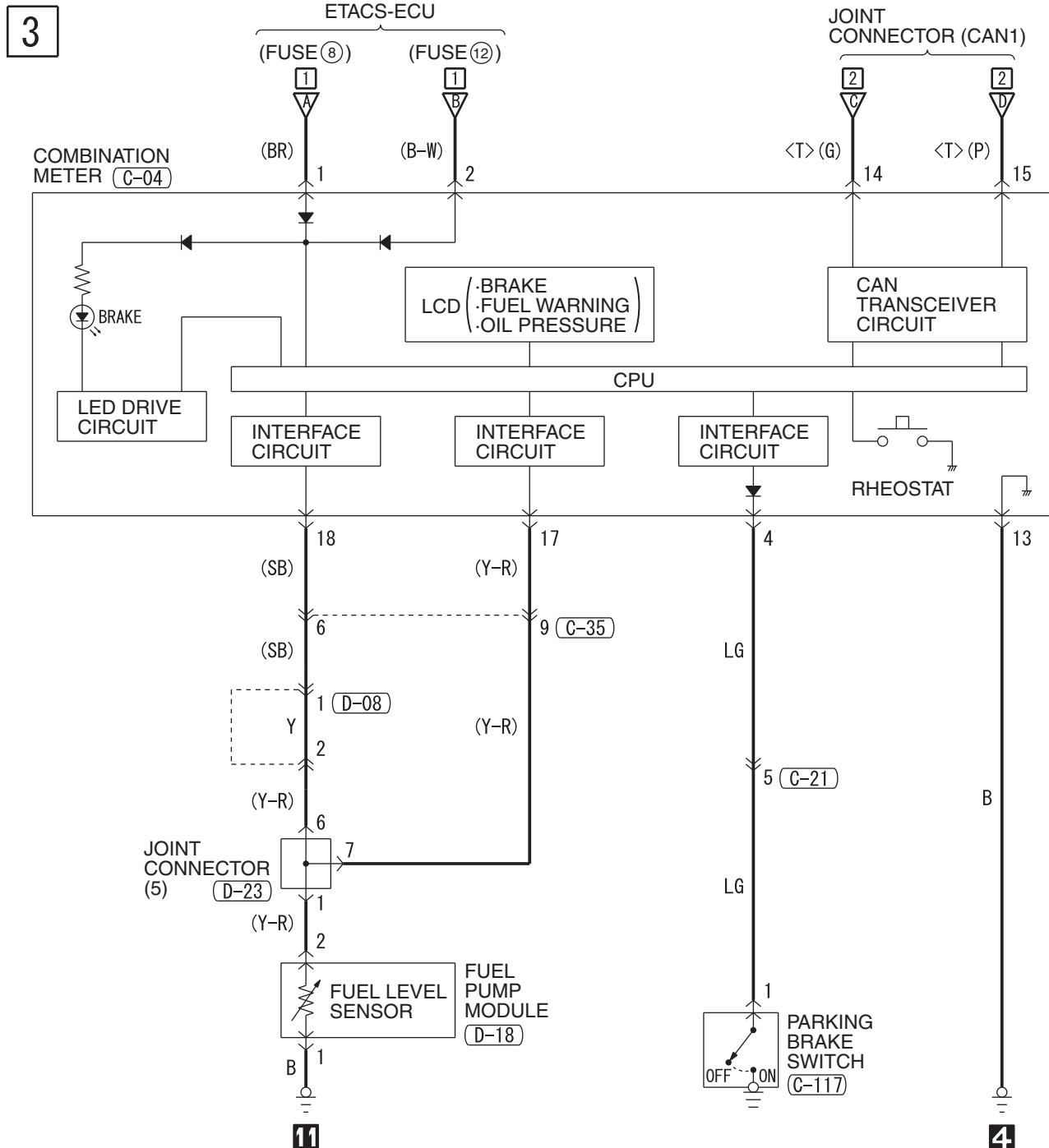
(C-312)



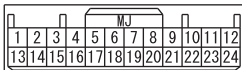
(C-317)



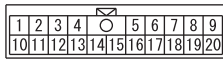
## BRAKE WARNING LIGHT, FUEL WARNING LIGHT AND OIL PRESSURE WARNING LIGHT <NON-TURBO> (CONTINUED)



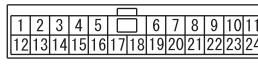
C-04



C-21



C-35



(C-117)



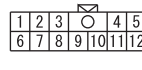
D-08



(D-18)



(D-23)



### WIRE COLOR CODE

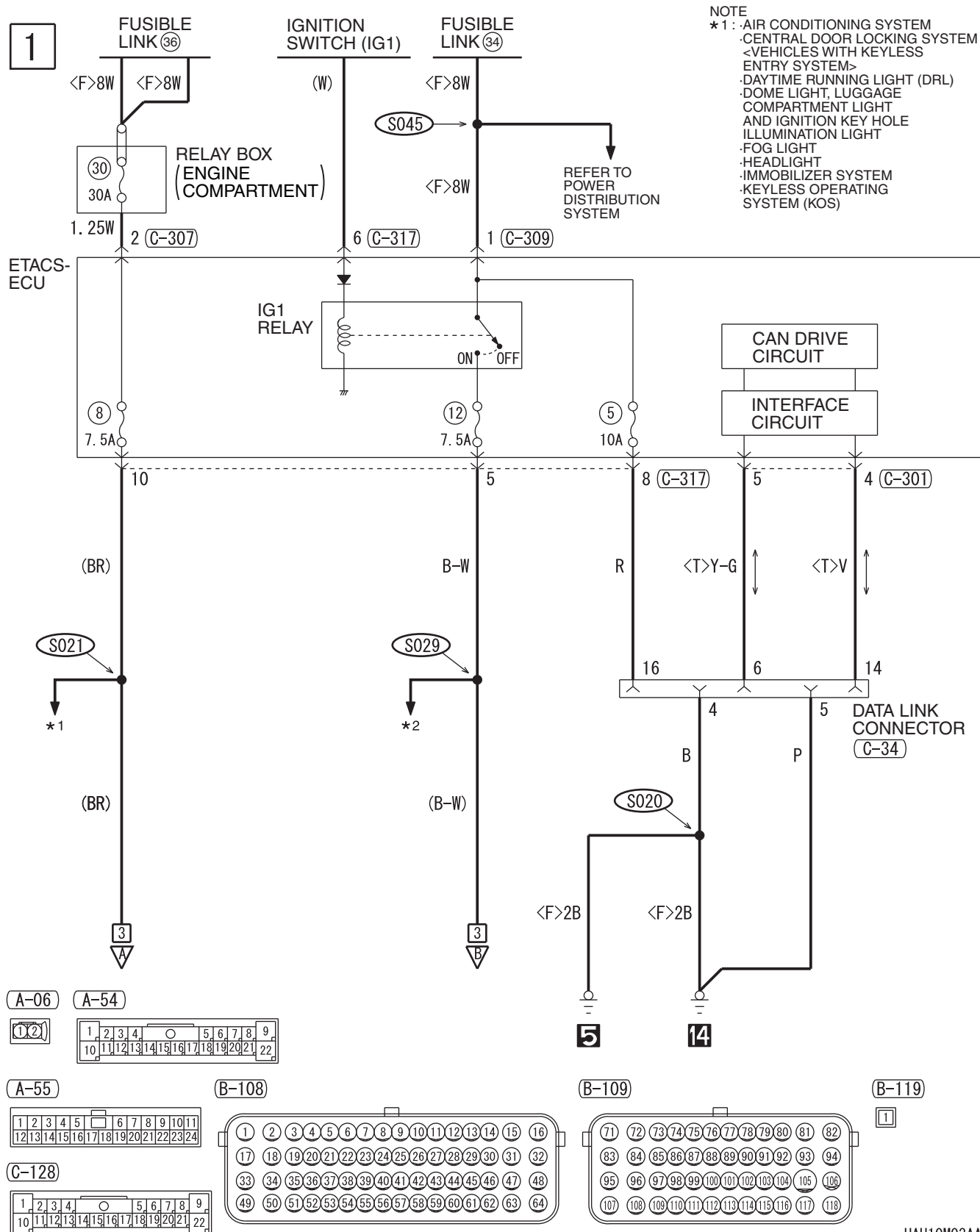
B: BLACK LG: LIGHT GREEN G: GREEN L: BLUE W: WHITE Y: YELLOW SB: SKY BLUE  
BR: BROWN O: ORANGE GR: GRAY R: RED P: PINK V: VIOLET PU: PURPLE SI: SILVER

HAH10M02BA

**NOTES**

# BRAKE WARNING LIGHT, FUEL WARNING LIGHT AND OIL PRESSURE WARNING LIGHT <TURBO>

M1901020000408



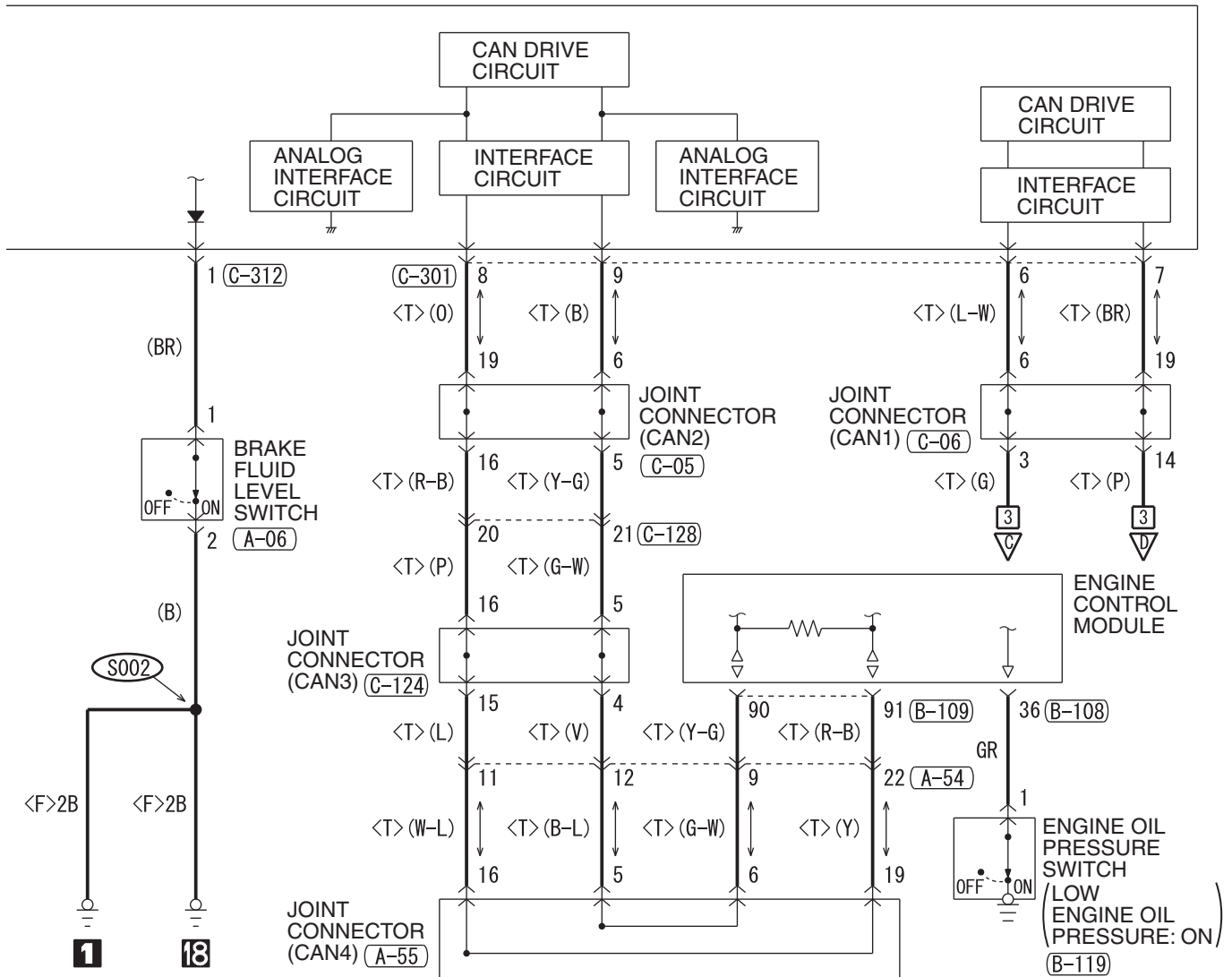
HAH10M03AA

·TAILLIGHT, POSITION LIGHT,  
REAR SIDE MARKER LIGHT,  
LICENSE PLATE LIGHT AND  
LIGHTING MONITOR TONE  
ALARM  
·THEFT-ALARM SYSTEM  
·TIRE PRESSURE MONITORING  
SYSTEM (TPMS)  
·TRUNK LID OPENER  
·TURN-SIGNAL LIGHT AND  
HAZARD WARNING LIGHT  
·WINDSHIELD WIPER AND  
WASHER

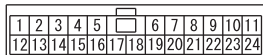
\*2 : ·ABS, ASC AND ACD  
·AIR CONDITIONING SYSTEM  
·CENTRAL DOOR LOCKING SYSTEM  
<VEHICLES WITH KEYLESS ENTRY SYSTEM>  
·DAYTIME RUNNING LIGHT (DRL)  
·DOME LIGHT, LUGGAGE COMPARTMENT LIGHT  
AND IGNITION KEY HOLE ILLUMINATION LIGHT  
·FOG LIGHT  
·HEADLIGHT  
·HEATED DOOR MIRROR  
·HEATED SEAT  
·IGNITION KEY REMINDER TONE ALARM  
<VEHICLES WITH KOS>  
·IMMOBILIZER SYSTEM  
·KEYLESS OPERATING SYSTEM (KOS)  
·REAR WINDOW DEFOGGER  
·SEAT BELT WARNING TONE ALARM

·SHIFT LOCK MECHANISM  
·SUNROOF  
·SUPPLEMENTAL RESTRAINT  
SYSTEM (SRS)  
·TAILLIGHT, POSITION LIGHT,  
REAR SIDE MARKER LIGHT,  
LICENSE PLATE LIGHT AND  
LIGHTING MONITOR TONE ALARM  
·TC-SST  
·THEFT-ALARM SYSTEM  
·TIRE PRESSURE MONITORING  
SYSTEM (TPMS)  
·TRUNK LID OPENER  
·TURN-SIGNAL LIGHT AND  
HAZARD WARNING LIGHT  
·WINDSHIELD WIPER AND  
WASHER

2



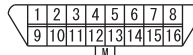
(C-05)



(C-06)



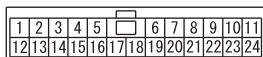
(C-34) FRONT SIDE



(C-124)



(C-301)



(C-307)



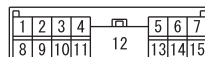
(C-309)

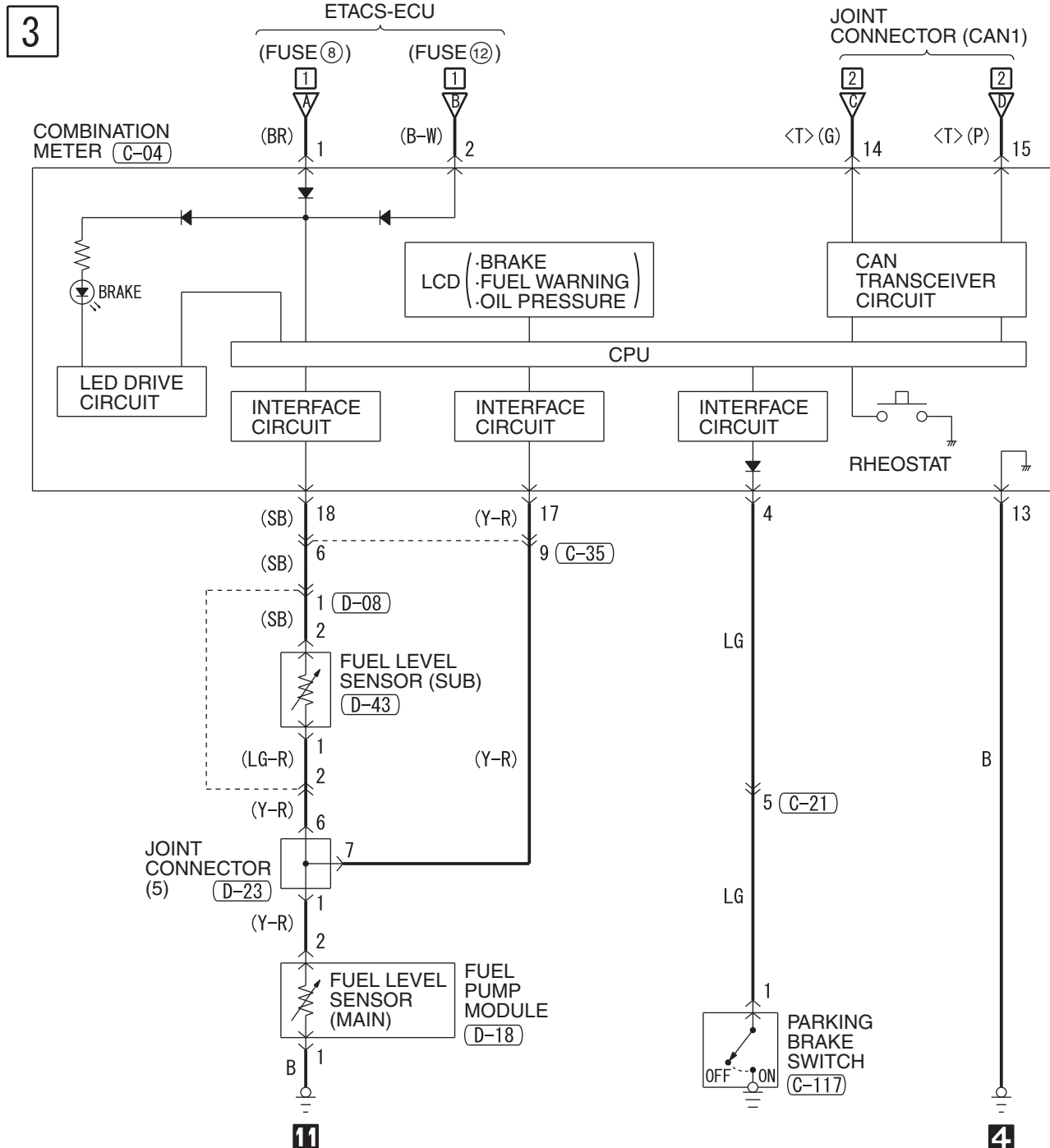


(C-312)

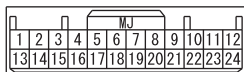


(C-317)

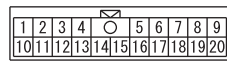


BRAKE WARNING LIGHT, FUEL WARNING LIGHT AND OIL PRESSURE WARNING LIGHT <TURBO>  
(CONTINUED)

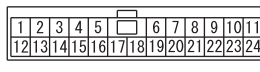
(C-04)



(C-21)



(C-35)



(C-117)



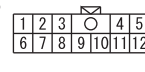
(D-08)



(D-18)



(D-23)



(D-43)



## WIRE COLOR CODE

B: BLACK LG: LIGHT GREEN G: GREEN L: BLUE W: WHITE Y: YELLOW SB: SKY BLUE  
BR: BROWN O: ORANGE GR: GRAY R: RED P: PINK V: VIOLET PU: PURPLE SI: SILVER

HAH10M03BA

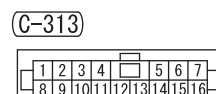
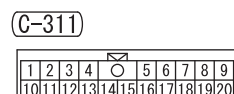
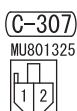
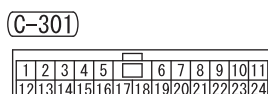
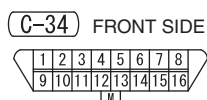
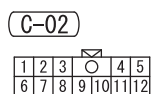
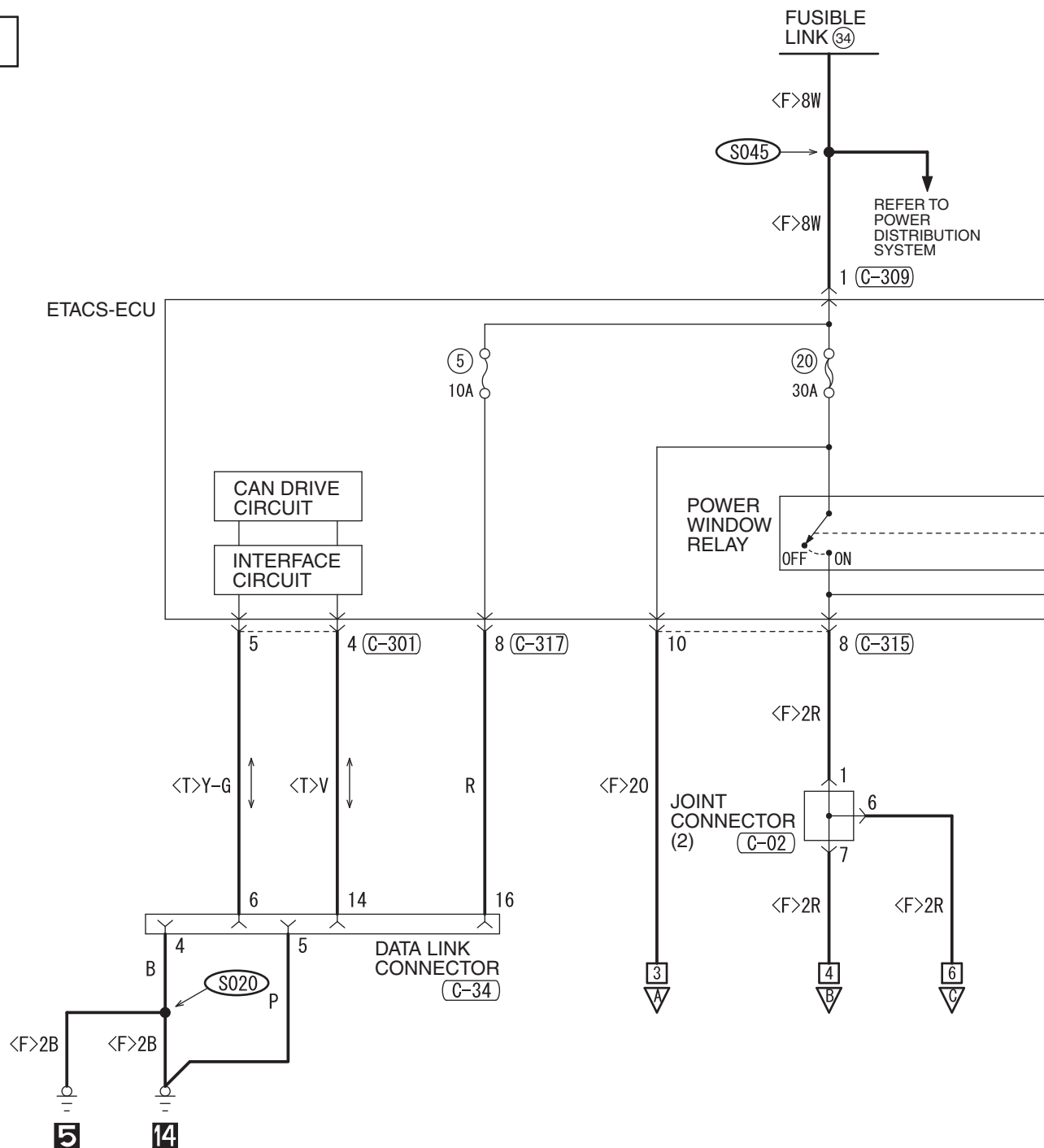


NOTES

# POWER WINDOWS

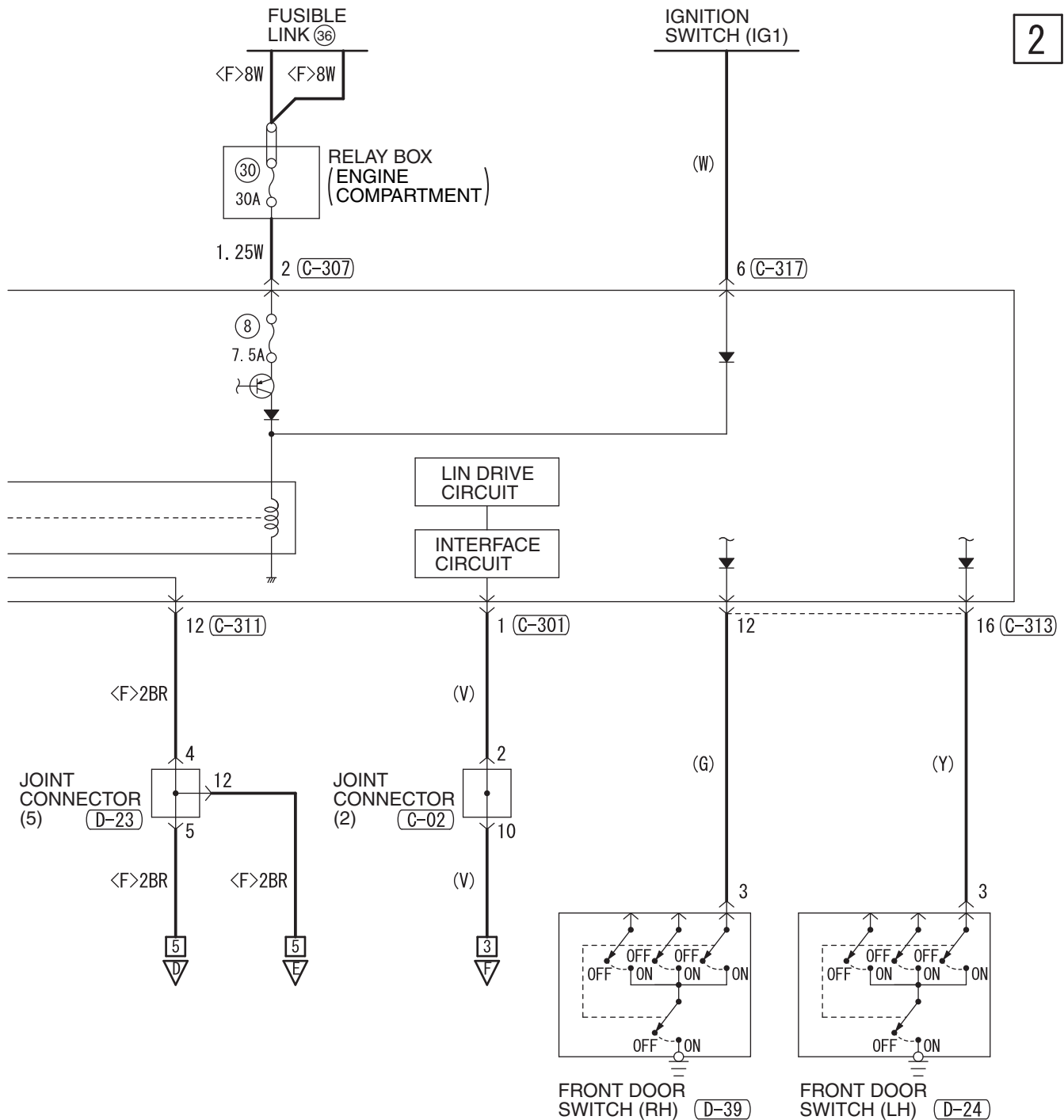
M1901004604770

1



H9H11M01AA

2



(C-315)  
MU801890

1	2
3	4
5	6
7	8
9	10
11	12
13	14
15	16
17	18
19	

(C-317)

1	2	3	4	5	6	7
8	9	10	11	12	13	14
15						

(D-23)

1	2	3	4	5
6	7	8	9	10
11	12			

(D-24)

1	2	3
---	---	---

(D-39)

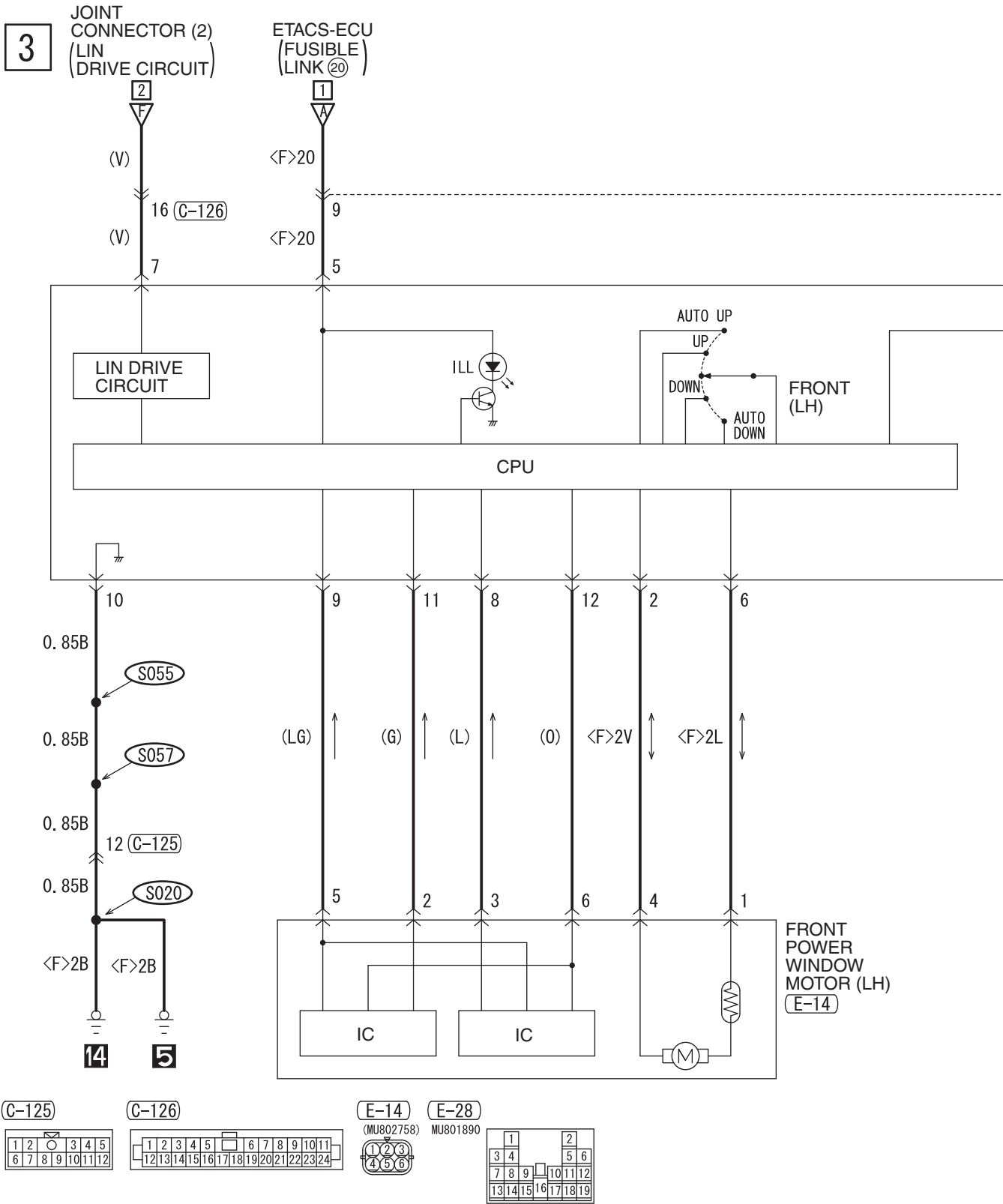
1	2	3
---	---	---

WIRE COLOR CODE

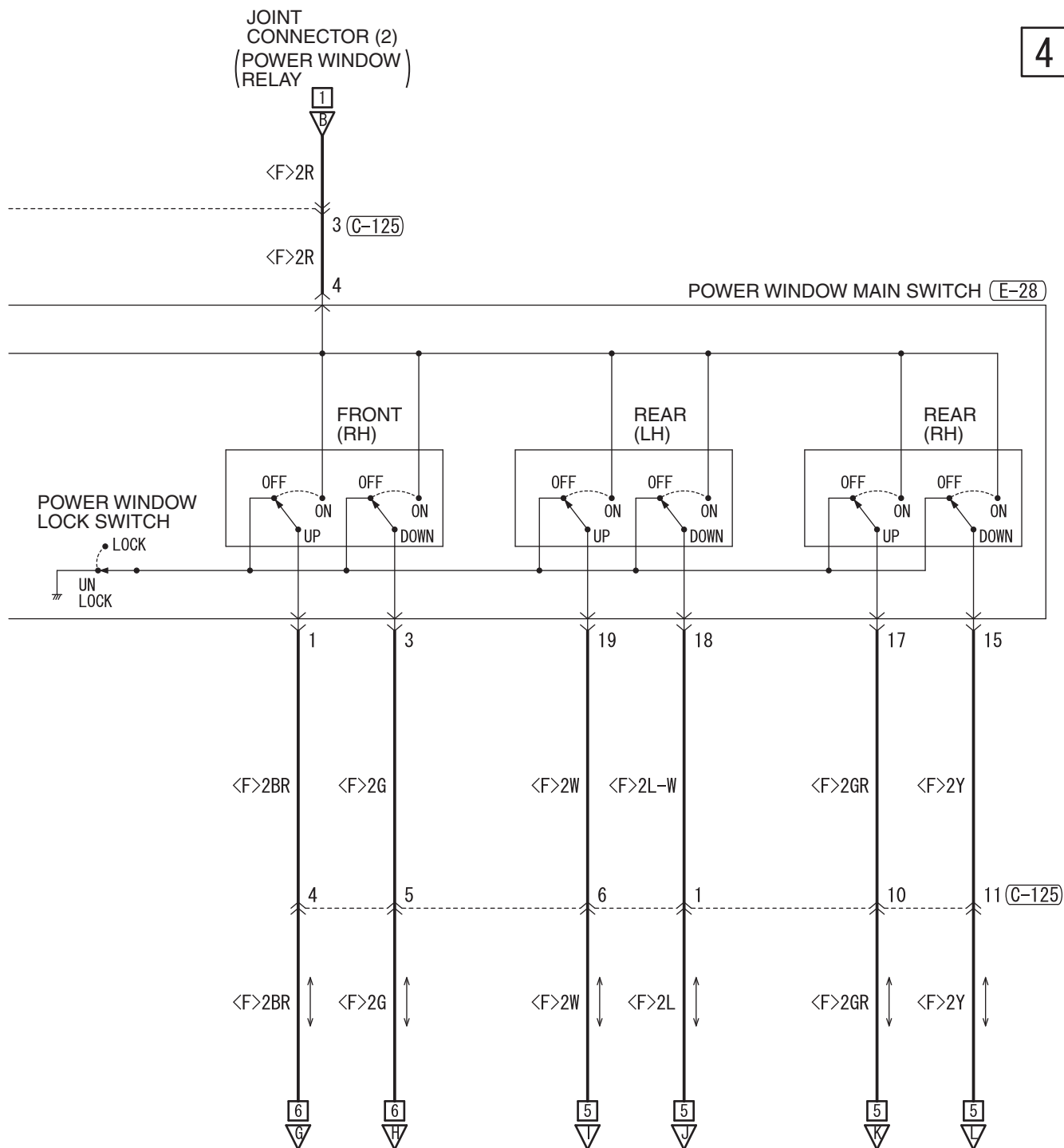
B : BLACK LG : LIGHT GREEN G : GREEN L : BLUE W : WHITE Y : YELLOW SB : SKY BLUE  
BR : BROWN O : ORANGE GR : GRAY R : RED P : PINK V : VIOLET PU : PURPLE SI : SILVER

H9H11M01AB

POWER WINDOWS (CONTINUED)



4

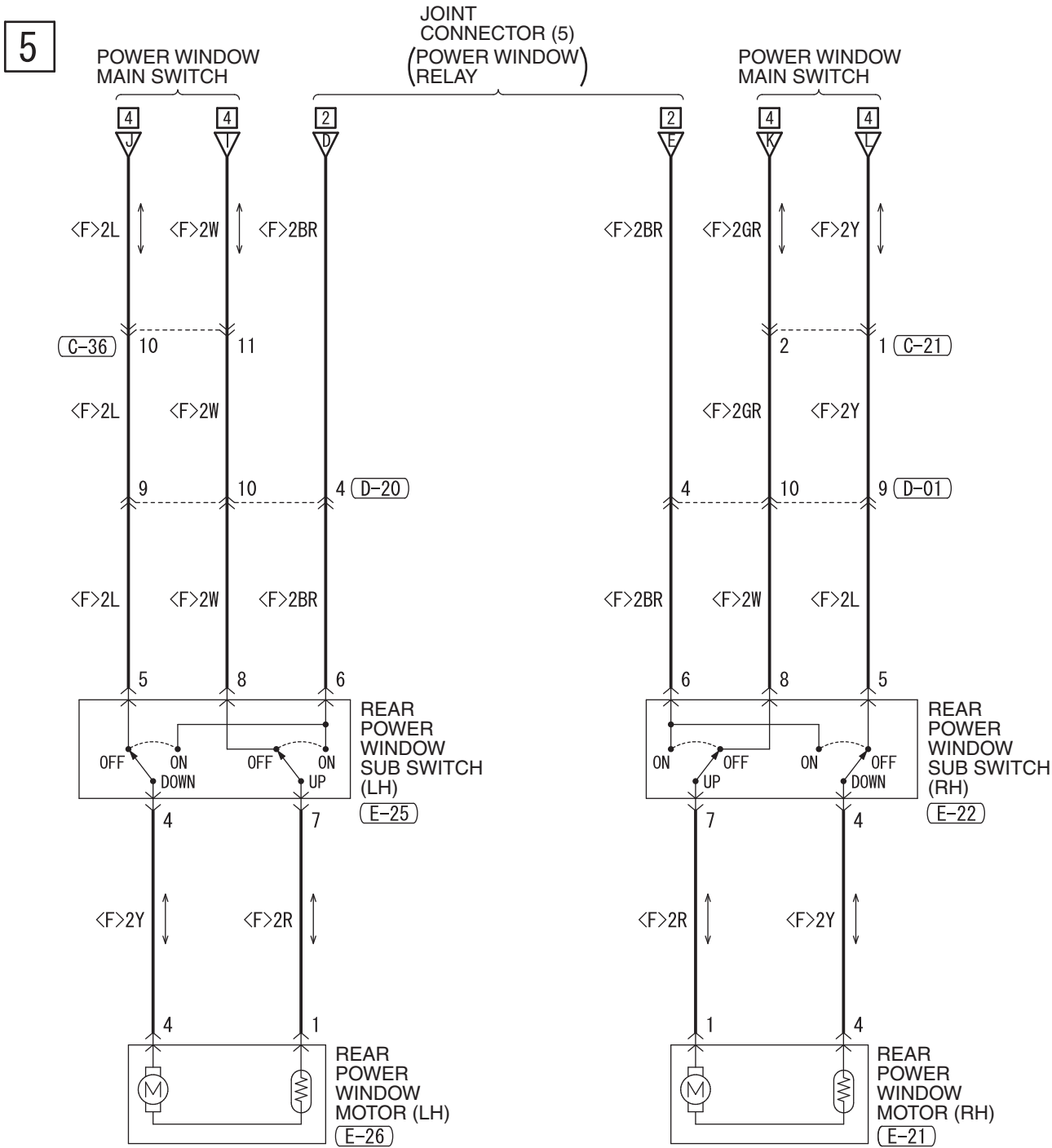


WIRE COLOR CODE

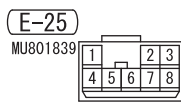
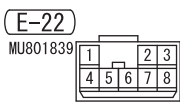
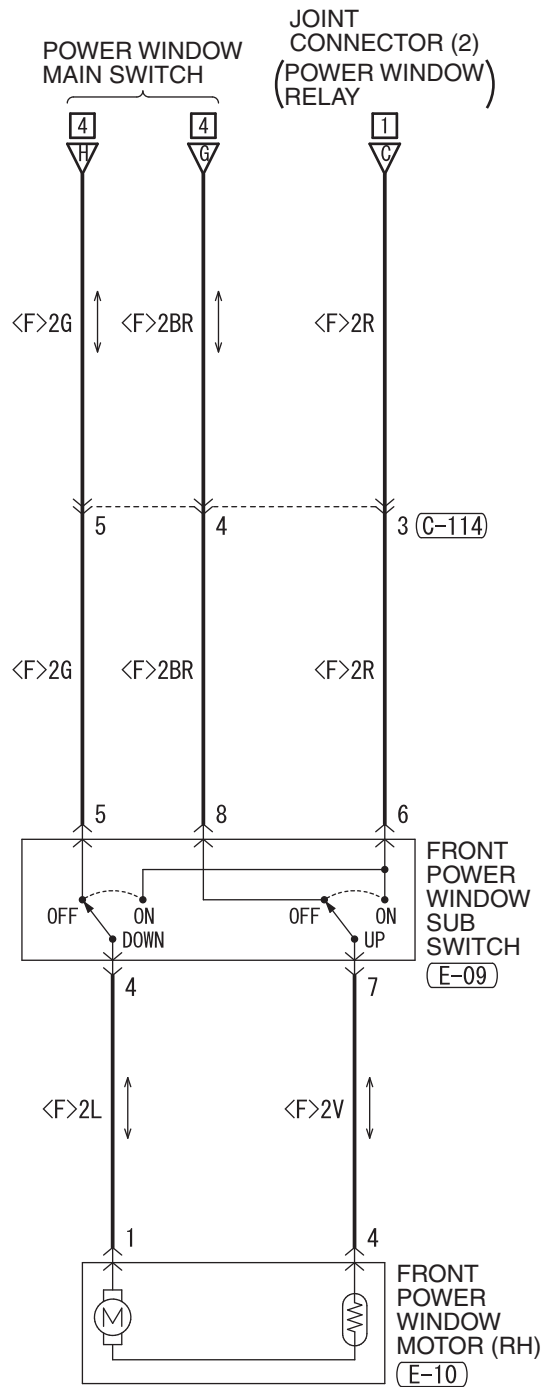
B : BLACK LG : LIGHT GREEN G : GREEN L : BLUE W : WHITE Y : YELLOW SB : SKY BLUE  
BR : BROWN O : ORANGE GR : GRAY R : RED P : PINK V : VIOLET PU : PURPLE SI : SILVER

H9H11M01BB

POWER WINDOWS (CONTINUED)



6



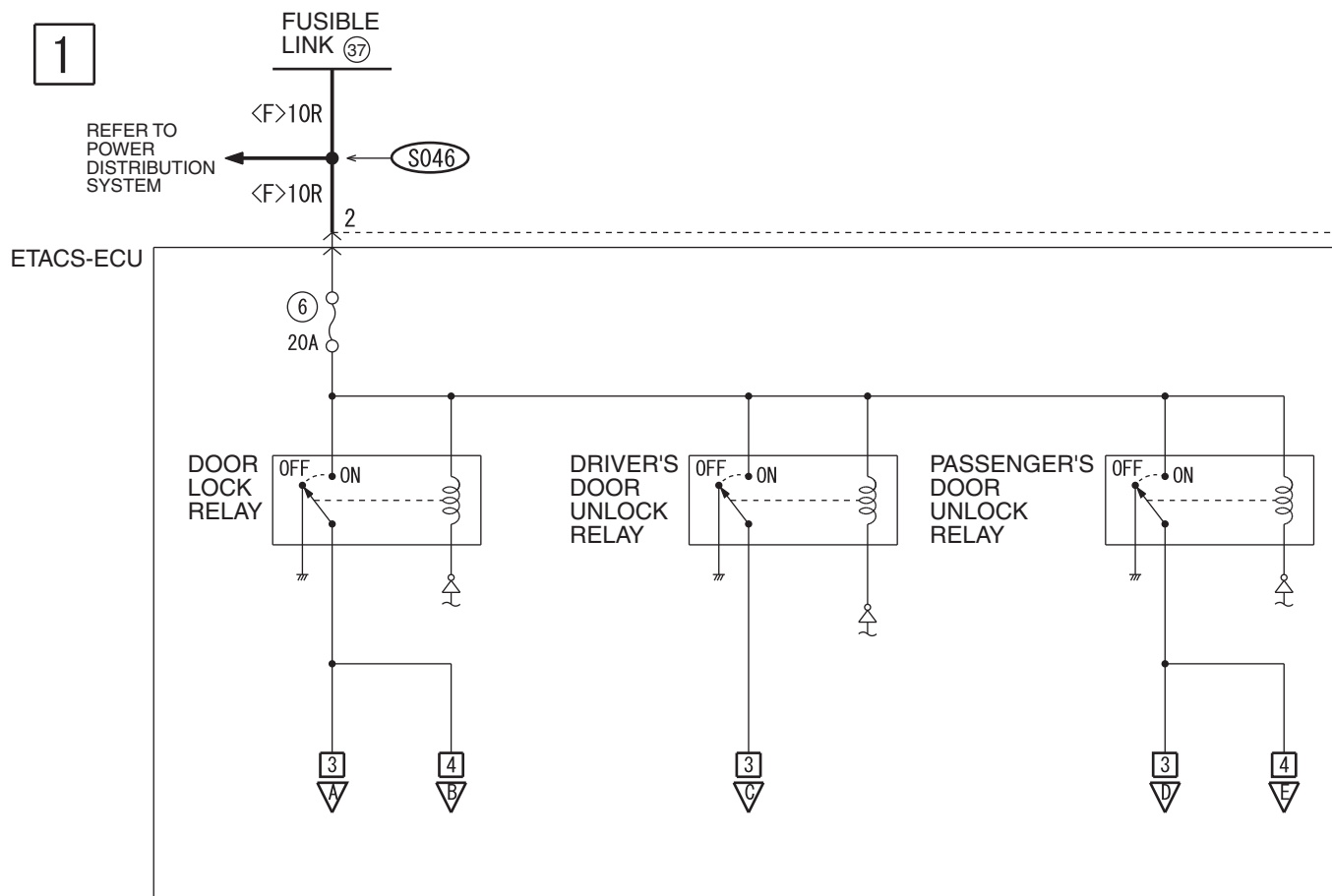
WIRE COLOR CODE

B : BLACK LG : LIGHT GREEN G : GREEN L : BLUE W : WHITE Y : YELLOW SB : SKY BLUE  
BR : BROWN O : ORANGE GR : GRAY R : RED P : PINK V : VIOLET PU : PURPLE SI : SILVER

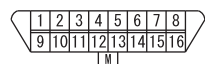
H9H11M01CB

CENTRAL DOOR LOCKING SYSTEM <VEHICLES  
WITHOUT KEYLESS ENTRY SYSTEM>

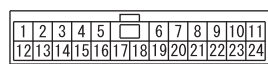
M1901004705918



(C-34) FRONT SIDE



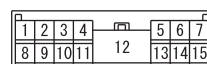
(C-301)



(C-309)

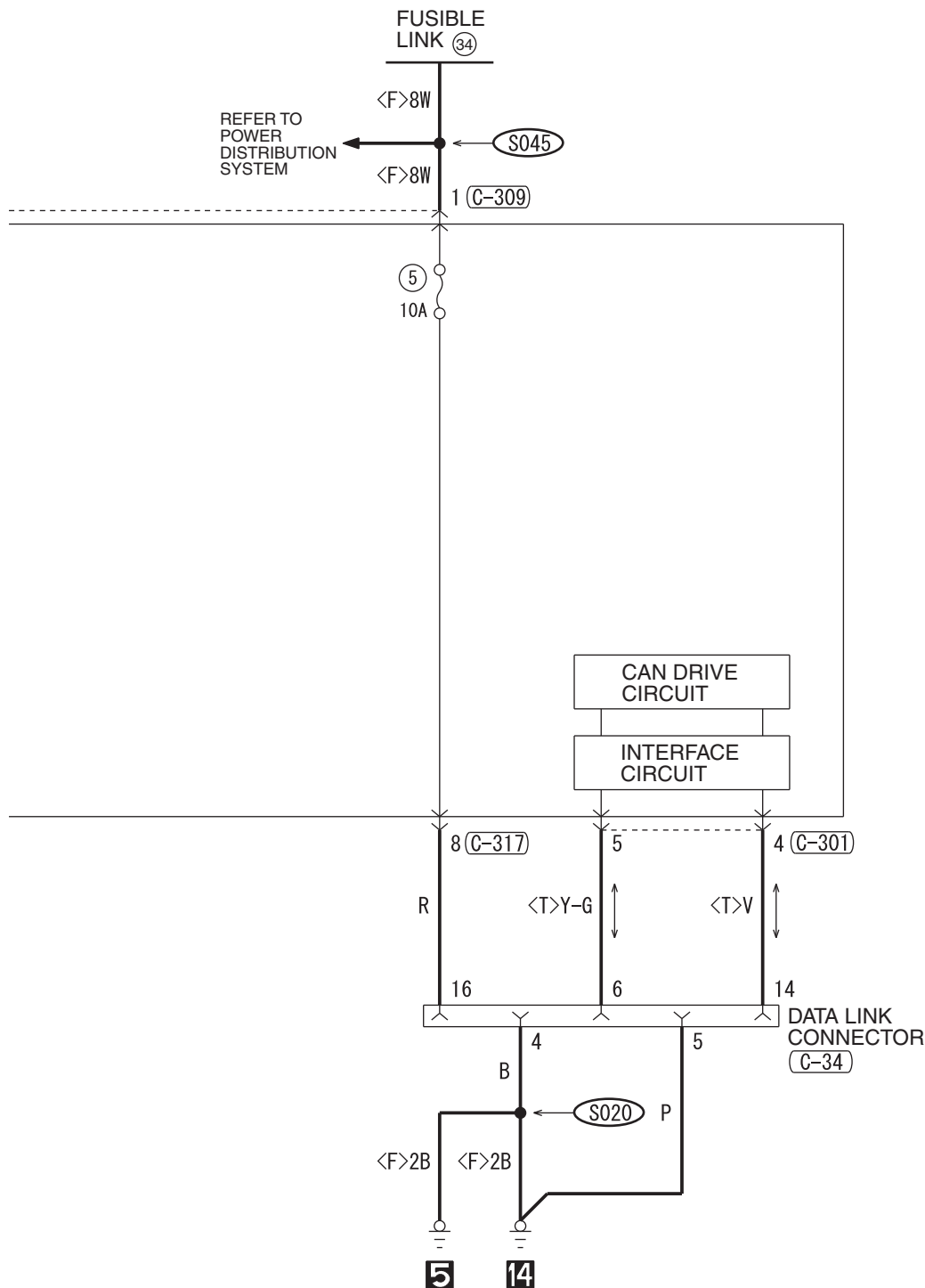


(C-317)





**2**



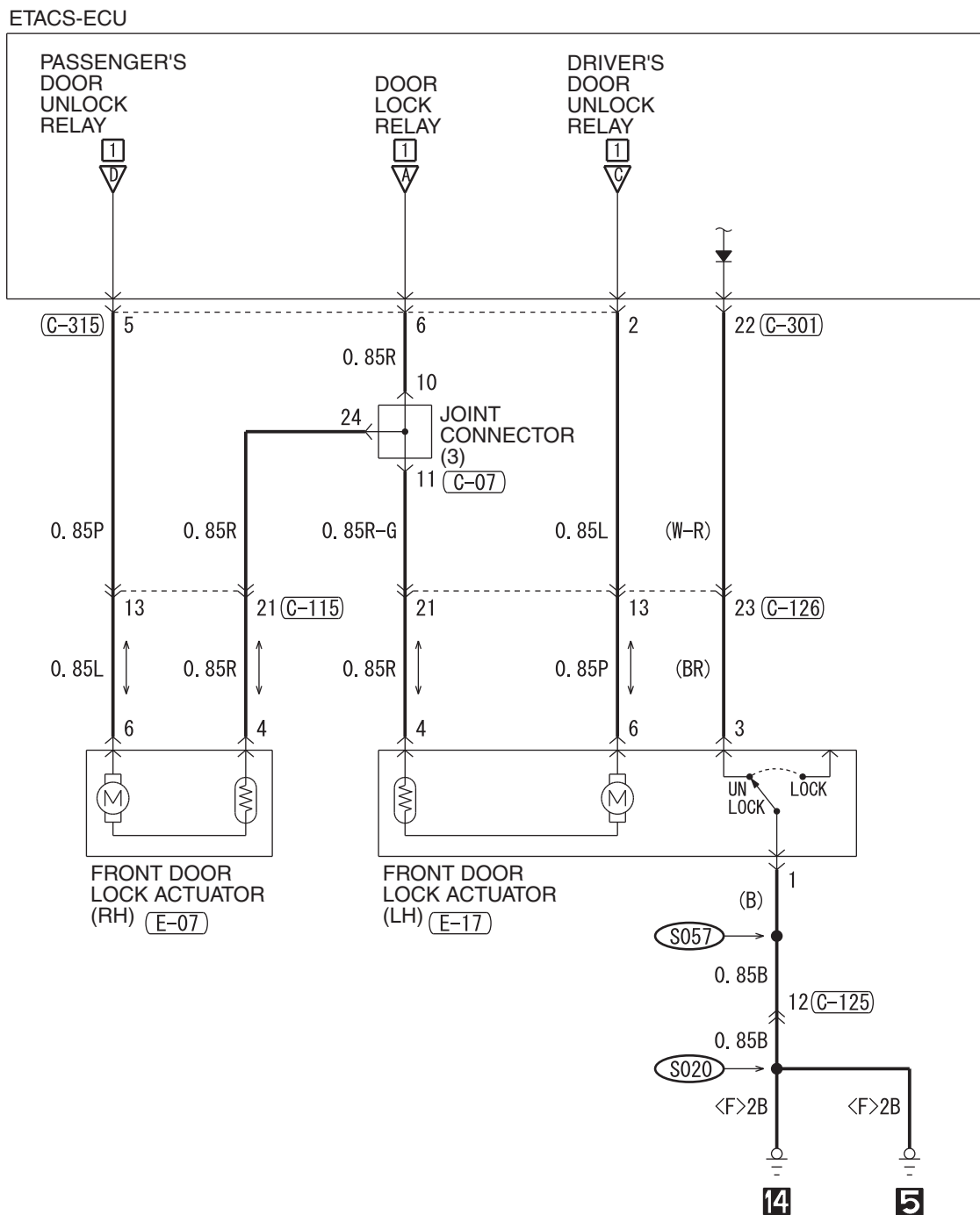
**WIRE COLOR CODE**

B : BLACK LG : LIGHT GREEN G : GREEN L : BLUE W : WHITE Y : YELLOW SB : SKY BLUE  
 BR : BROWN O : ORANGE GR : GRAY R : RED P : PINK V : VIOLET PU : PURPLE SI : SILVER

H9H11M06AB

CENTRAL DOOR LOCKING SYSTEM <VEHICLES WITHOUT KEYLESS ENTRY SYSTEM>  
(CONTINUED)

3



(C-07)

1	2	3	4	5	6	7	8	9	10	11
12	13	14	15	16	17	18	19	20	21	22
23	24									

(C-38)

1	2	3	4	5	6	7	8	9	10	11
12	13	14	15	16	17	18	19	20	21	22
23	24									

(C-115)

1	2	3	4	5	6	7	8	9	10	11
12	13	14	15	16	17	18	19	20	21	22
23	24									

(C-125)

1	2	3	4	5
6	7	8	9	10
11	12			

(C-126)

1	2	3	4	5	6	7	8	9	10	11
12	13	14	15	16	17	18	19	20	21	22
23	24									

(E-07)



(E-17)



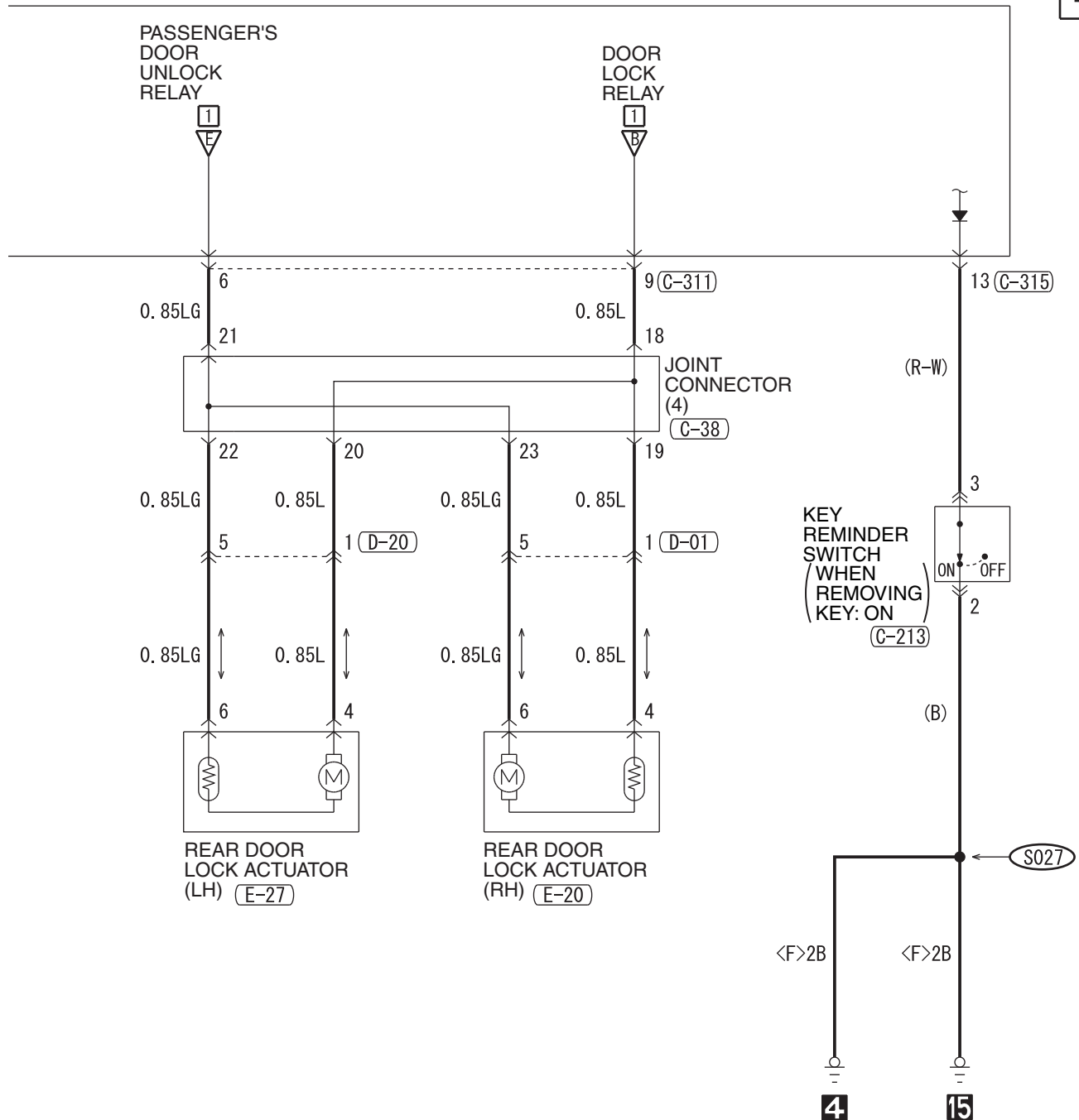
(E-20)



(E-27)



**4**



(C-213)

1	2	3	4	5
6	7	8	9	10
11	12			

(C-301)

1	2	3	4	5	6	7	8	9	10	11
12	13	14	15	16	17	18	19	20	21	22
23	24									

(C-311)

1	2	3	4	5	6	7	8	9
10	11	12	13	14	15	16	17	18
19	20							

(C-315)

MU801890

1	2
3	4
5	6
7	8
9	10
11	12
13	14
15	16
17	18
19	

(D-01)

1	2	3	4
5	6	7	8
9	10		

(D-20)

1	2	3	4
5	6	7	8
9	10		

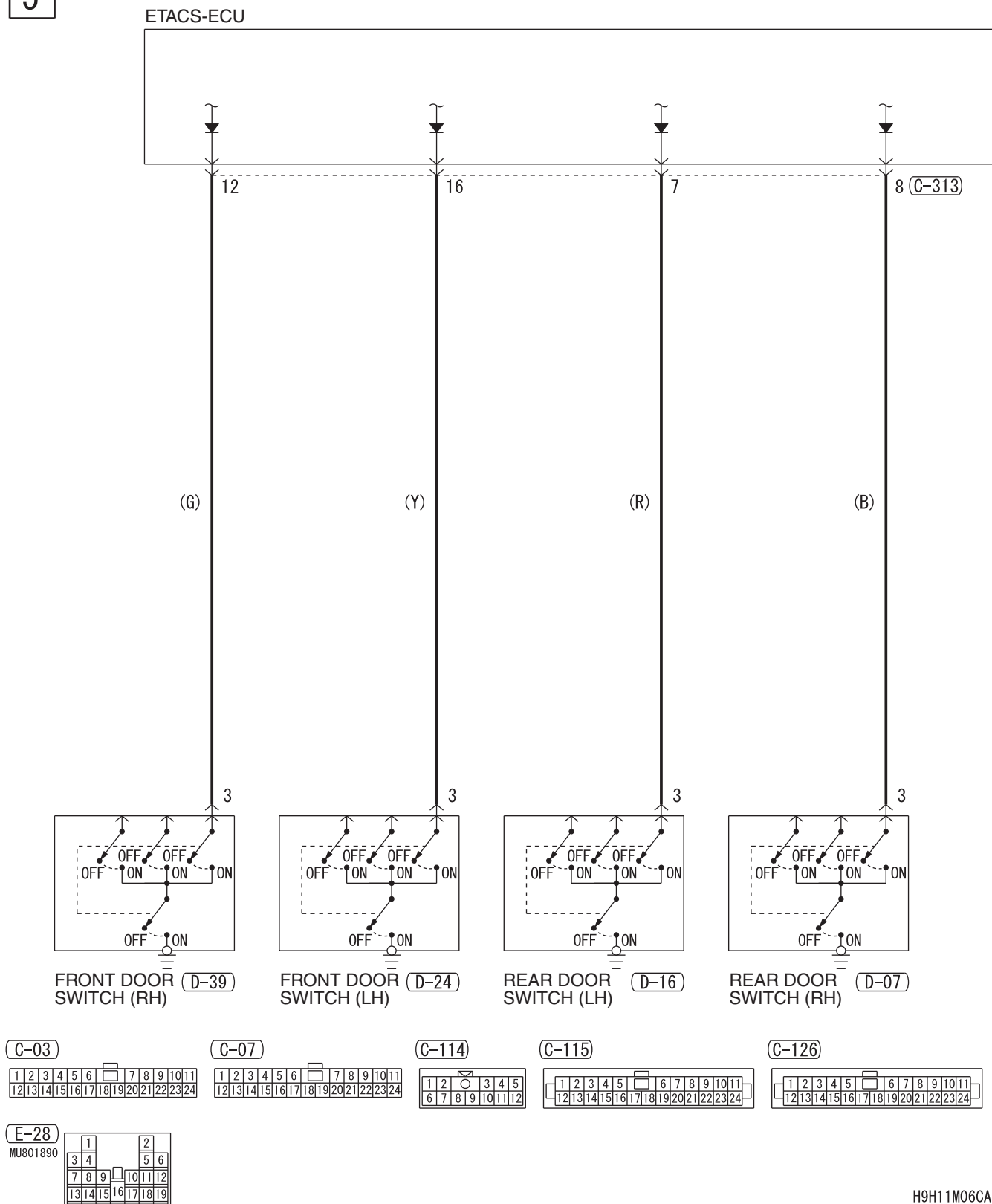
**WIRE COLOR CODE**

B: BLACK LG: LIGHT GREEN G: GREEN L: BLUE W: WHITE Y: YELLOW SB: SKY BLUE  
 BR: BROWN O: ORANGE GR: GRAY R: RED P: PINK V: VIOLET PU: PURPLE SI: SILVER

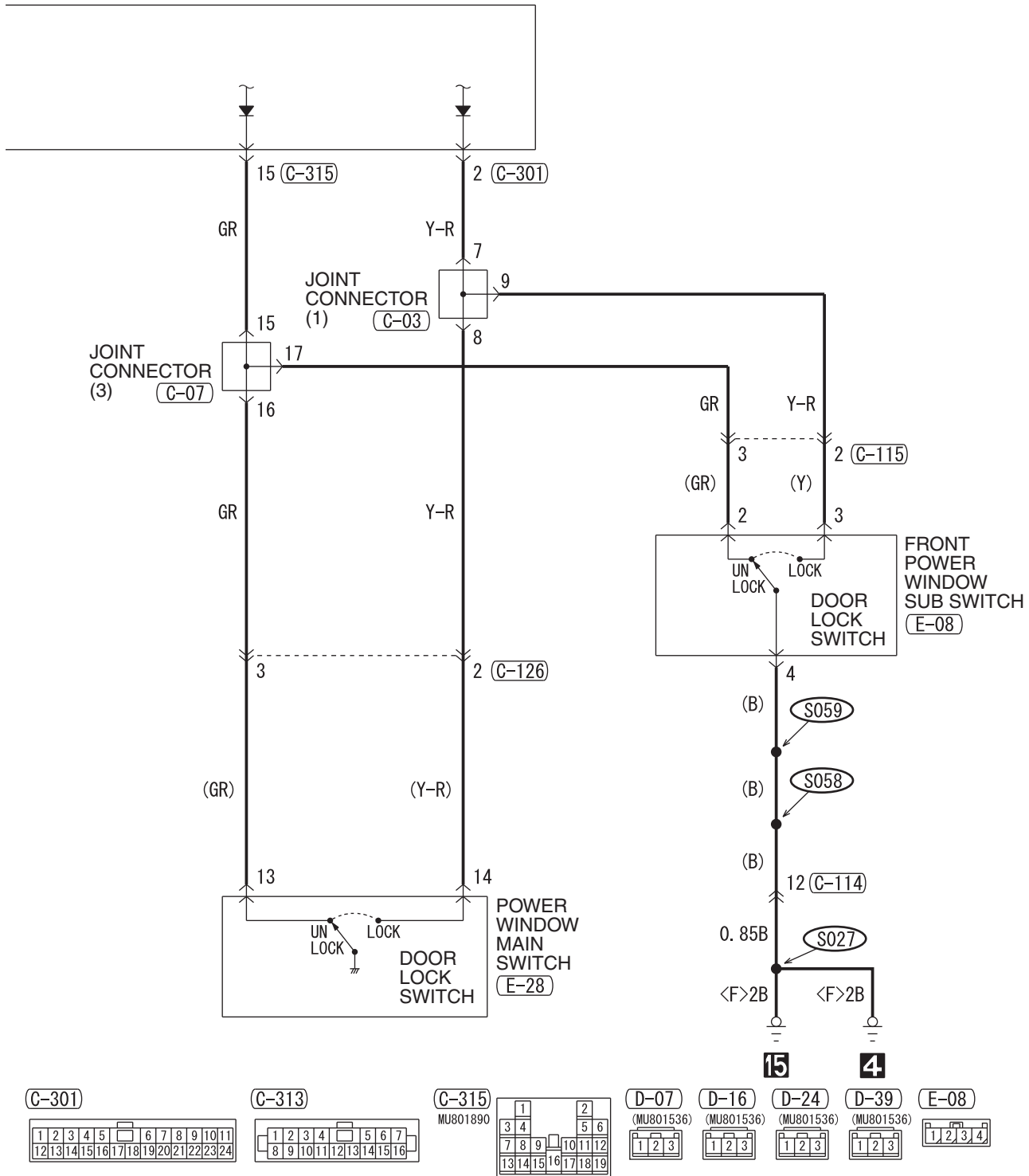
H9H11M06BB

CENTRAL DOOR LOCKING SYSTEM <VEHICLES WITHOUT KEYLESS ENTRY SYSTEM>  
(CONTINUED)

5

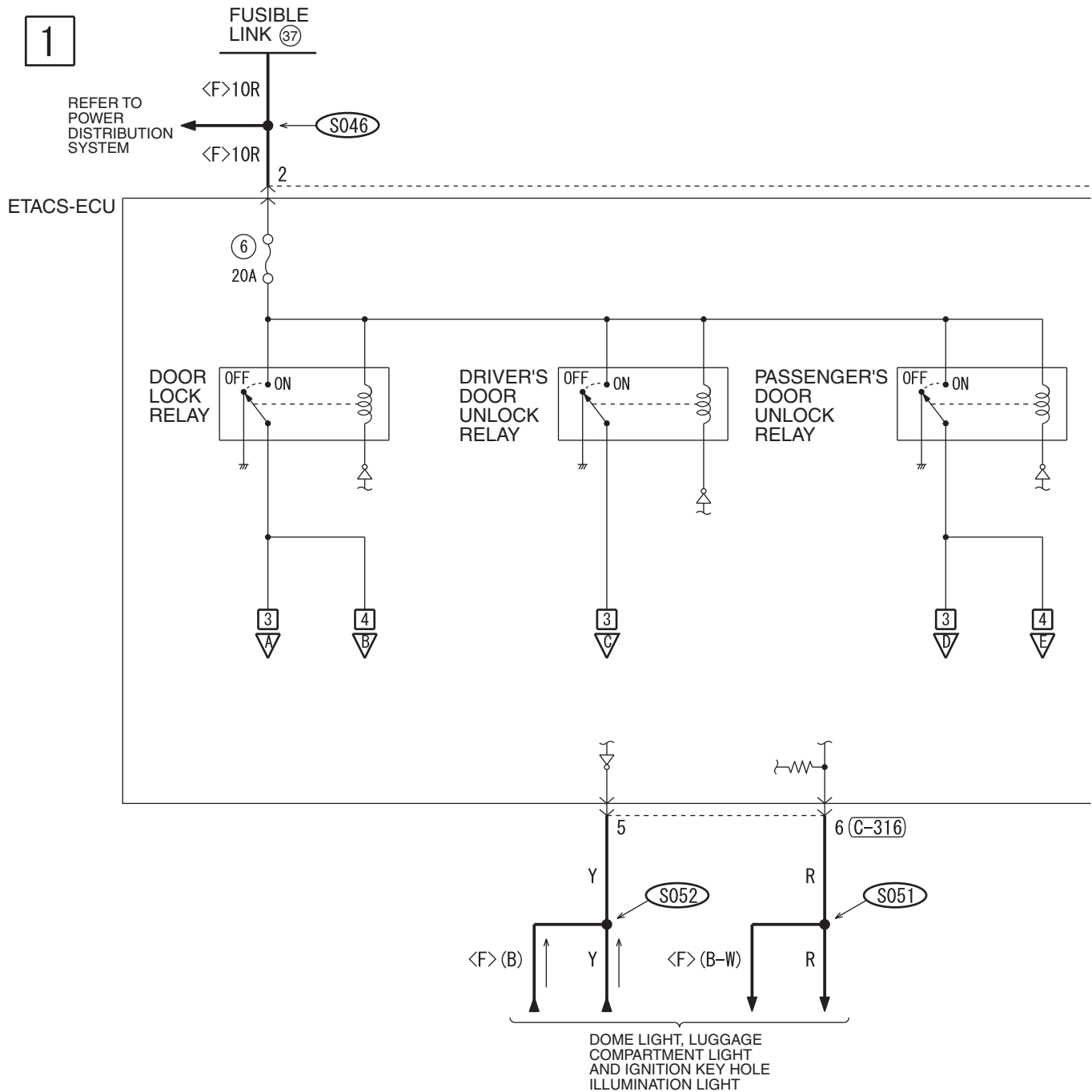


H9H11M06CA



**CENTRAL DOOR LOCKING SYSTEM  
<VEHICLES WITH KEYLESS ENTRY SYSTEM>**

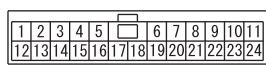
M1901004707334



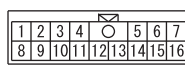
(C-34) FRONT SIDE



(C-301)



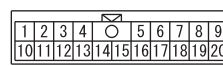
(C-304)



(C-309)



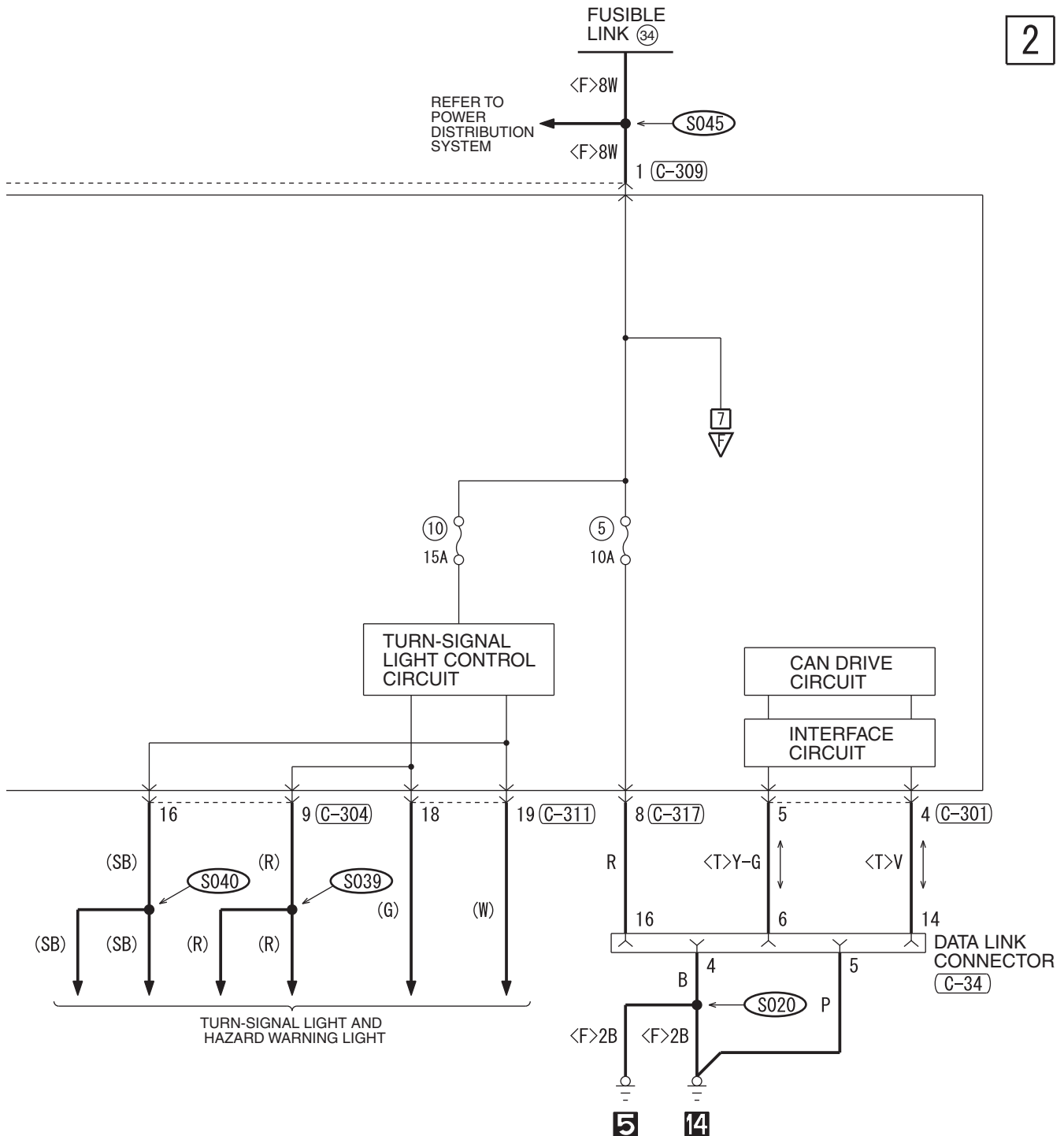
(C-311)



(C-316)



**2**



**(C-317)**

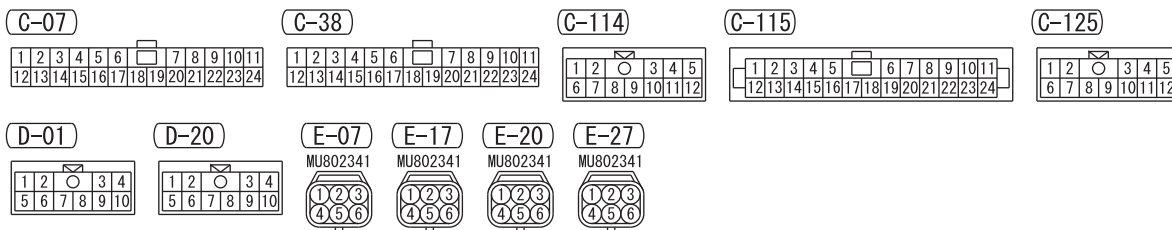
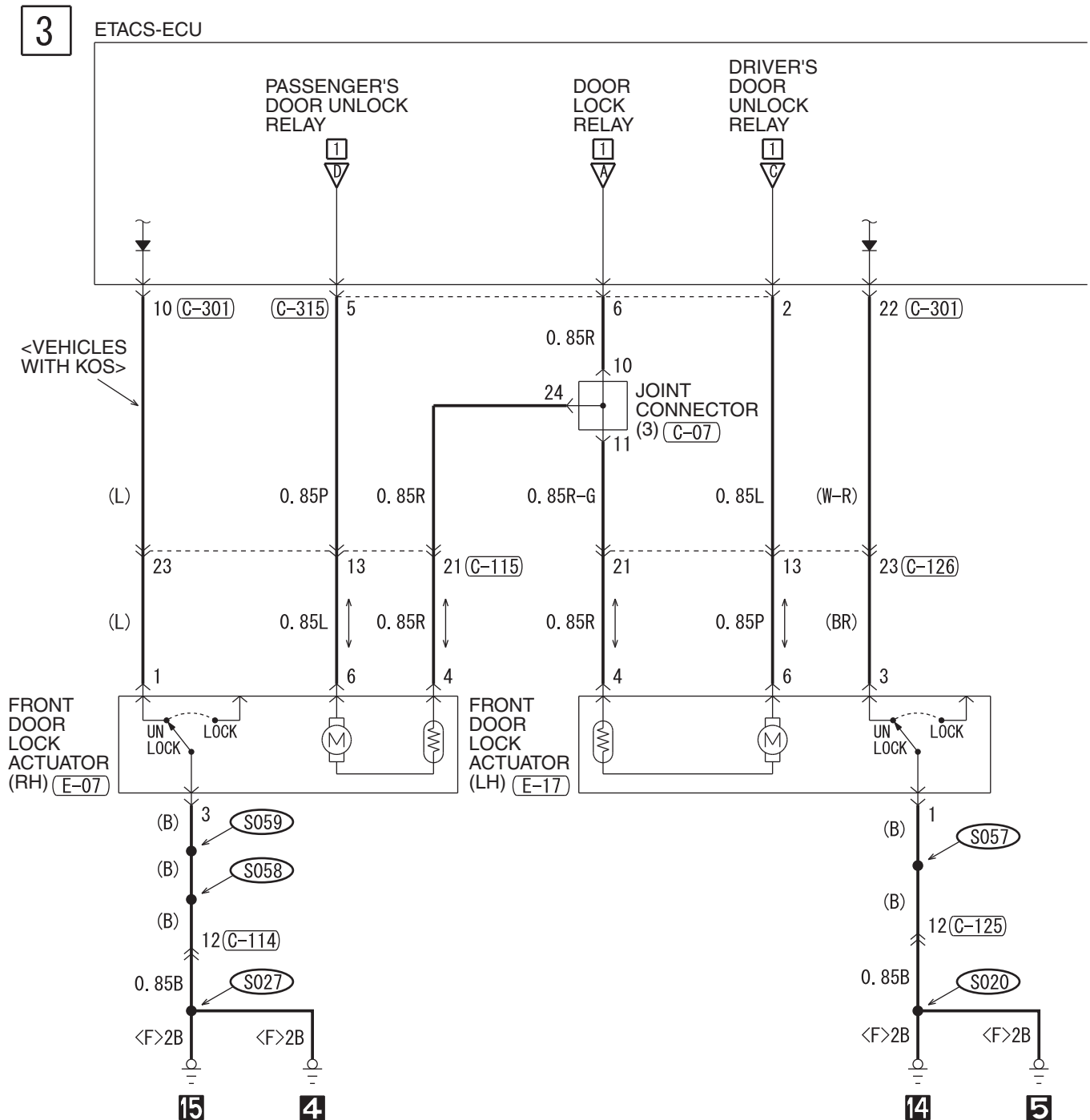
1	2	3	4	5	6	7
8	9	10	11	12	13	14

**WIRE COLOR CODE**

B : BLACK LG : LIGHT GREEN G : GREEN L : BLUE W : WHITE Y : YELLOW SB : SKY BLUE  
 BR : BROWN O : ORANGE GR : GRAY R : RED P : PINK V : VIOLET PU : PURPLE SI : SILVER

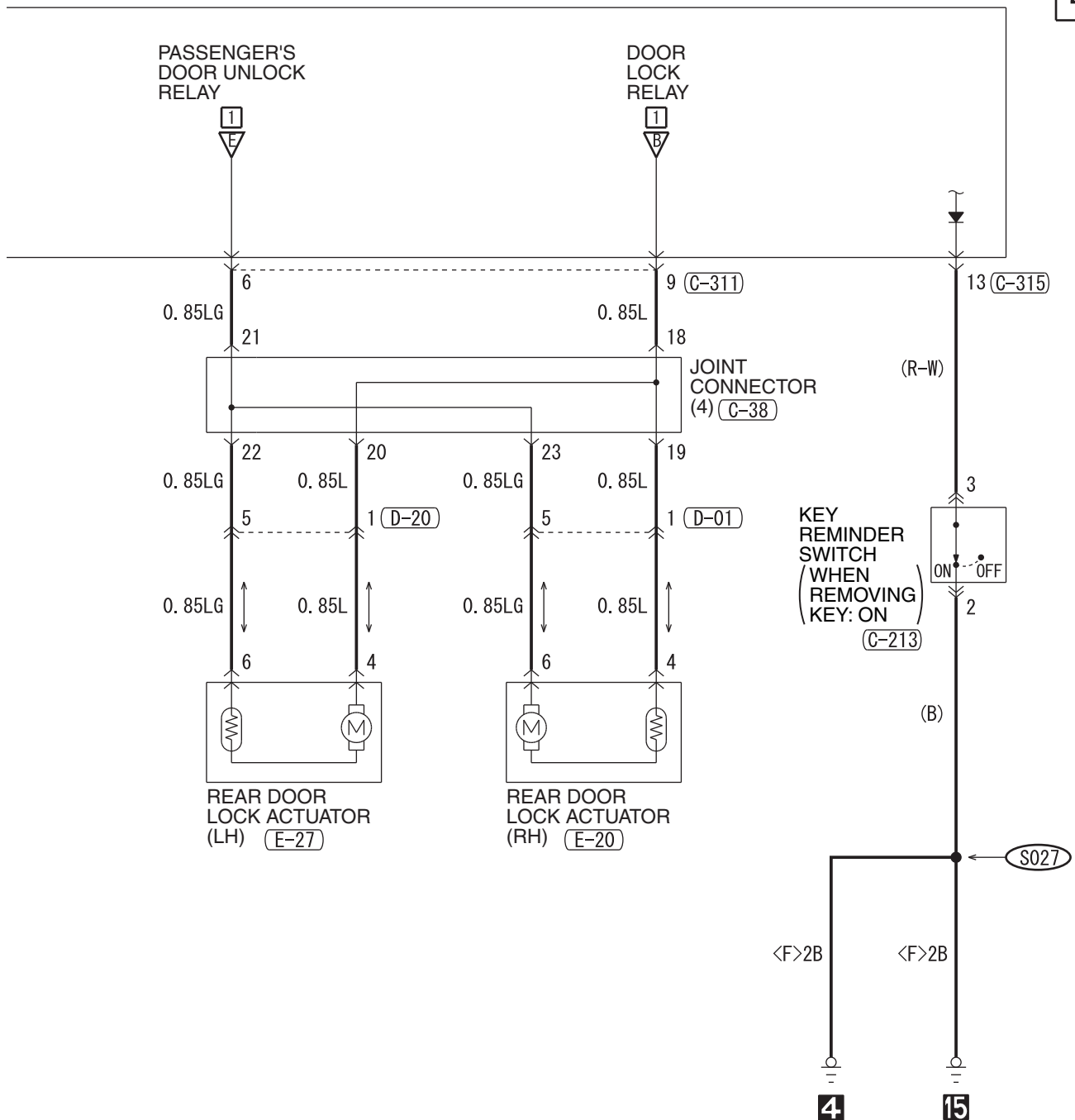
HAH11M00AB

**CENTRAL DOOR LOCKING SYSTEM <VEHICLES WITH KEYLESS ENTRY SYSTEM> (CONTINUED)**





**4**



(C-126)

1	2	3	4	5	6	7	8	9	10	11
12	13	14	15	16	17	18	19	20	21	22
23	24									

(C-213)

1	2	3	4	5
6	7	8	9	10
11	12			

(C-301)

1	2	3	4	5	6	7	8	9	10	11
12	13	14	15	16	17	18	19	20	21	22
23	24									

(C-311)

1	2	3	4	5	6	7	8	9
10	11	12	13	14	15	16	17	18
19	20							

(C-315)

MU801890

1	2
3	4
5	6
7	8
9	10
11	12
13	14
15	16
17	18
19	

**WIRE COLOR CODE**

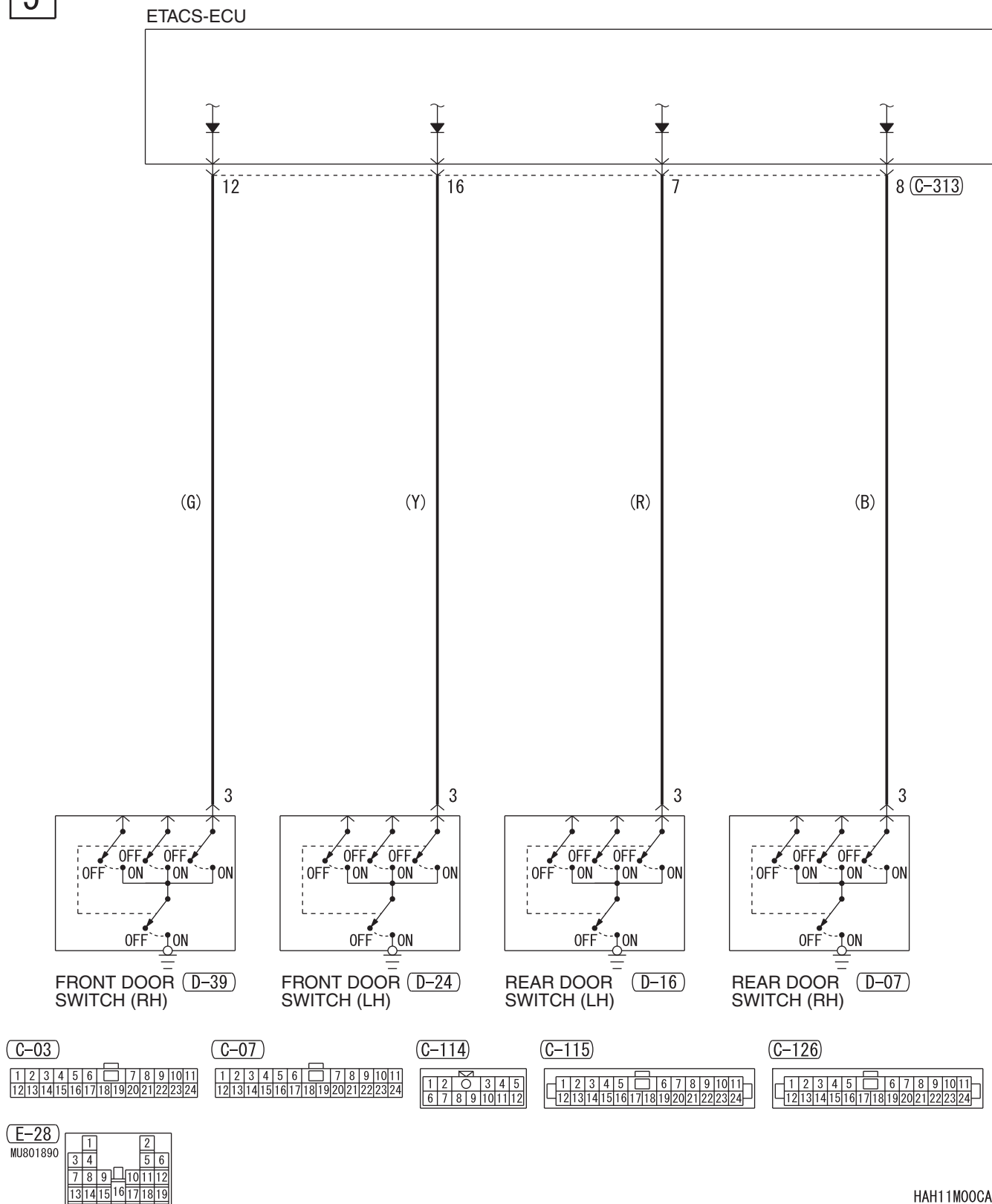
B : BLACK LG : LIGHT GREEN G : GREEN L : BLUE W : WHITE Y : YELLOW SB : SKY BLUE  
 BR : BROWN O : ORANGE GR : GRAY R : RED P : PINK V : VIOLET PU : PURPLE SI : SILVER

HAH11M00BB

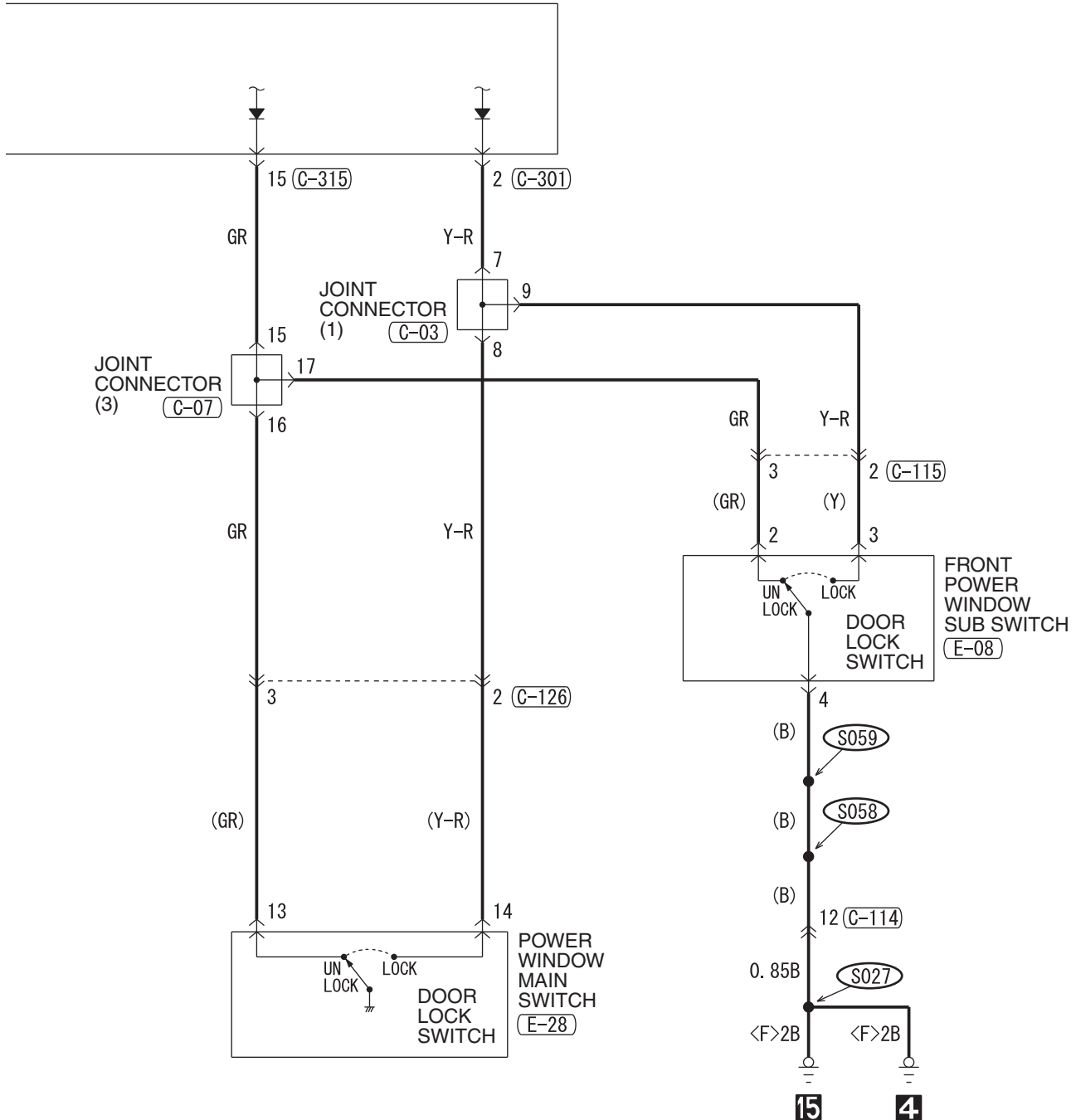
**TSB Revision**

## CENTRAL DOOR LOCKING SYSTEM &lt;VEHICLES WITH KEYLESS ENTRY SYSTEM&gt; (CONTINUED)

5



HAH11M00CA



(C-301)

1	2	3	4	5		6	7	8	9	10	11	
12	13	14	15	16	17	18	19	20	21	22	23	24

(C-313)

	1	2	3	4		5	6	7	
	8	9	10	11	12	13	14	15	16

(C-315)

MU801890

3	4				5	6
7	8	9		10	11	12
13	14	15	16	17	18	19

MU801890

(D-07)

1	2	3
---	---	---

(MU801536)

(D-16)

1	2	3
---	---	---

(MU801536)

(D-24)

1	2	3
---	---	---

(MU801536)

(D-39)

1	2	3
---	---	---

(MU801536)

(E-08)

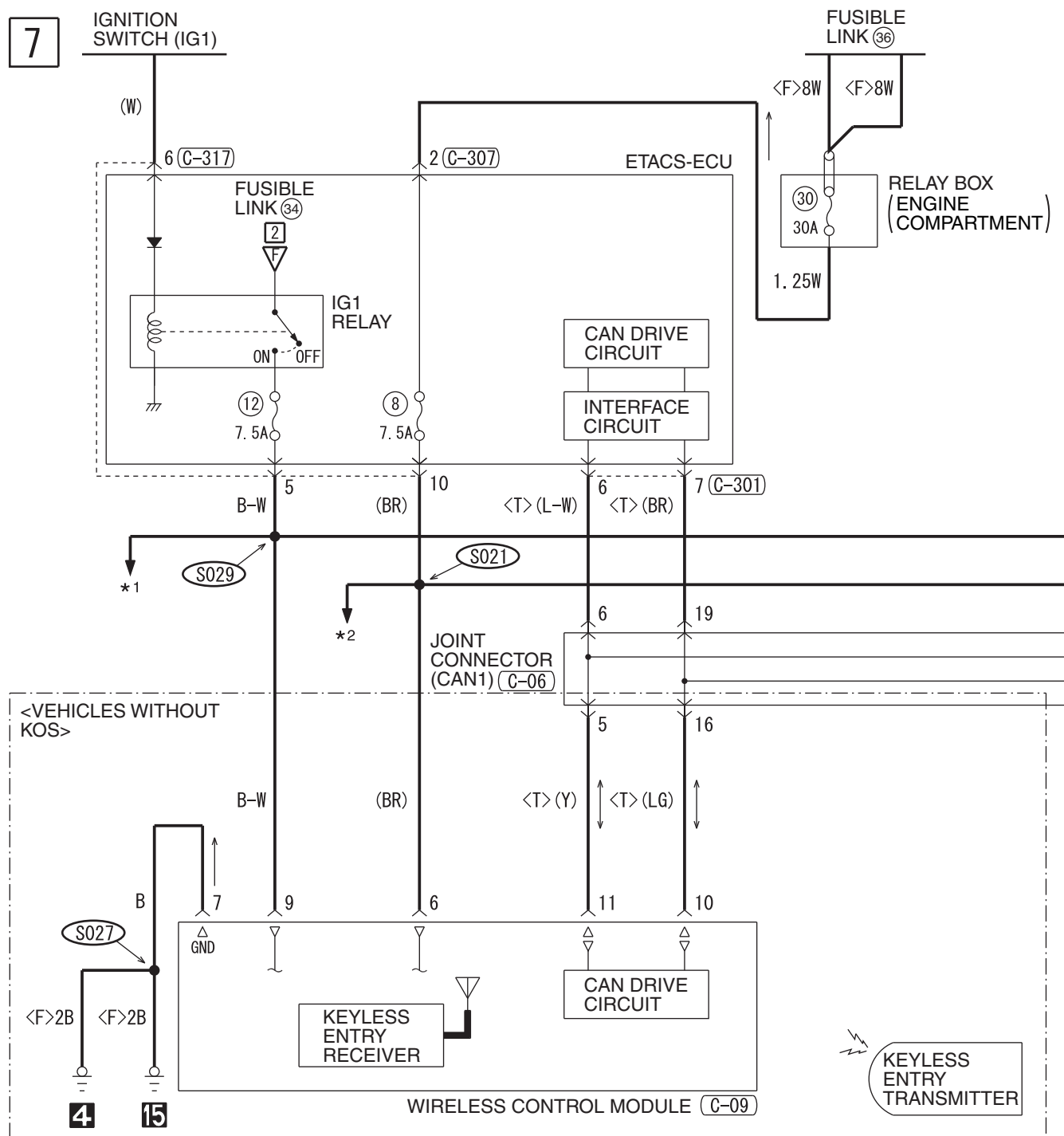
1	2	3	4
---	---	---	---

**WIRE COLOR CODE**

B : BLACK LG : LIGHT GREEN G : GREEN L : BLUE W : WHITE Y : YELLOW SB : SKY BLUE  
 BR : BROWN O : ORANGE GR : GRAY R : RED P : PINK V : VIOLET PU : PURPLE SI : SILVER

HAH11M00CB

## CENTRAL DOOR LOCKING SYSTEM &lt;VEHICLES WITH KEYLESS ENTRY SYSTEM&gt; (CONTINUED)



(C-06)

1	2	3	4	5		6	7	8	9	10	11	
12	13	14	15	16	17	18	19	20	21	22	23	24

(C-09)

1	2	3	4	5	6
7	8	9	10	11	12

(C-10)

1	2	3	4	5	6
7	8	9	10	11	12

(C-31)

1	2	3	4	5	6	7	8	9	10	11	12	13	14	15	16	17	18	19	20
21	22	23	24	25	26	27	28	29	30	31	32	33	34	35	36	37	38	39	40

(C-301)

1	2	3	4	5		6	7	8	9	10	11	
12	13	14	15	16	17	18	19	20	21	22	23	24

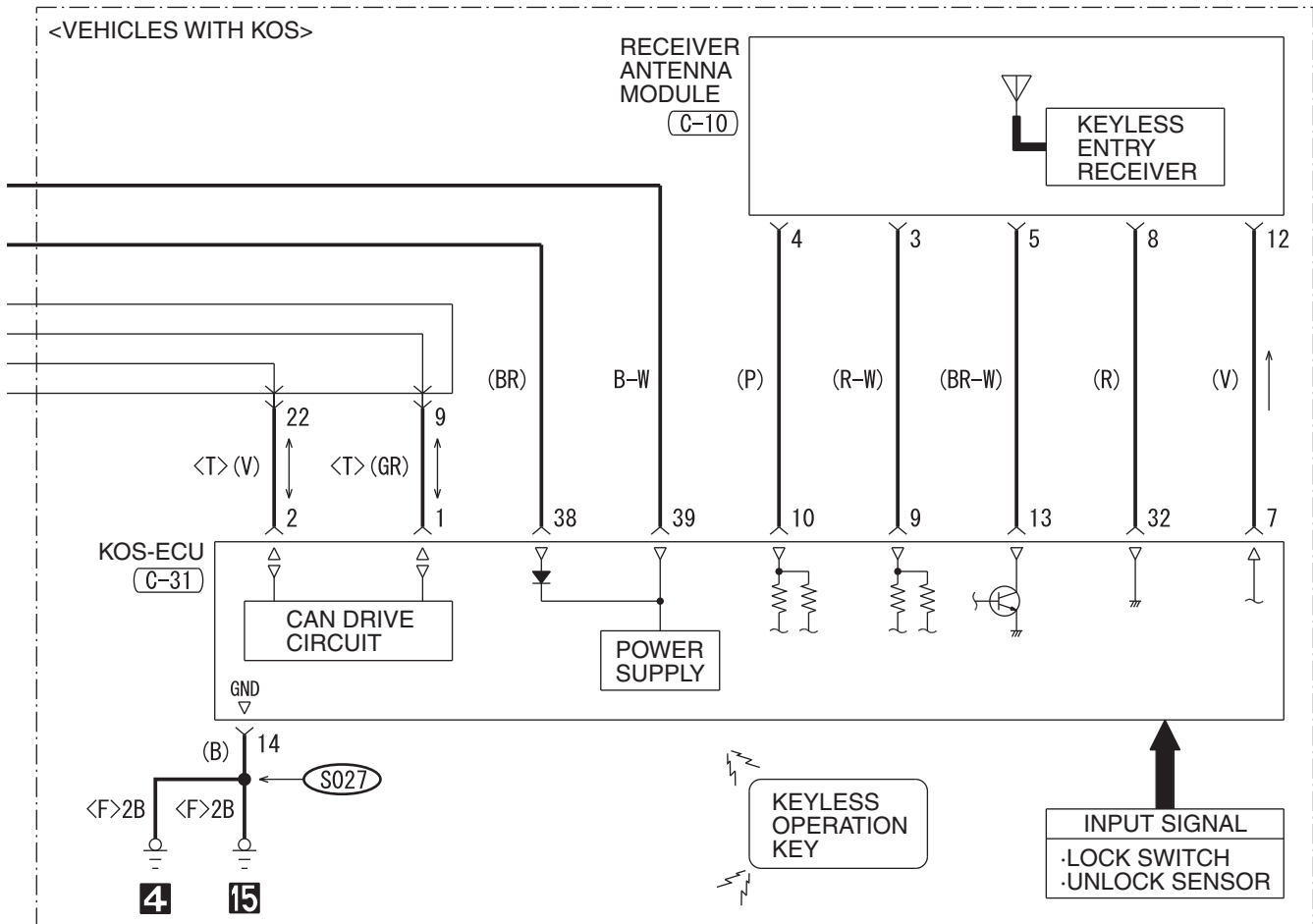
**NOTE**

\*1 :  
 .ABS AND ASC  
 .ABS, ASC AND ACD  
 .AIR CONDITIONING SYSTEM  
 .BRAKE WARNING LIGHT,  
 FUEL WARNING LIGHT AND  
 OIL PRESSURE WARNING  
 LIGHT  
 .CHARGING SYSTEM  
 .COOLING SYSTEM  
 .CRUISE CONTROL SYSTEM  
 .DAYTIME RUNNING LIGHT  
 (DRL)  
 .DOOR AJAR WARNING  
 TONE ALARM  
 .FOG LIGHT  
 .HANDS-FREE CELLULAR  
 PHONE SYSTEM  
 .HEADLIGHT  
 .HEADLIGHT LEVELING  
 SYSTEM  
 .HEATED DOOR MIRROR  
 .HEATED SEAT  
 .HEATER

.INVECS-III CVT  
 .METER AND GAUGE  
 .MFI SYSTEM  
 .REAR WINDOW DEFOGGER  
 .SEAT BELT WARNING TONE  
 ALARM  
 .SHIFT LOCK MECHANISM  
 .SUNROOF  
 .SUPPLEMENTAL RESTRAINT  
 SYSTEM (SRS)  
 .TAILLIGHT, POSITION LIGHT,  
 REAR SIDE MARKER LIGHT,  
 LICENSE PLATE LIGHT AND  
 LIGHTING MONITOR TONE  
 ALARM  
 .TC-SST  
 .TIRE PRESSURE MONITORING  
 SYSTEM (TPMS)  
 .TURN-SIGNAL LIGHT AND  
 HAZARD WARNING LIGHT  
 .WINDSHIELD WIPER AND  
 WASHER

\*2 :  
 .AIR CONDITIONING SYSTEM  
 .AUDIO SYSTEM  
 .BRAKE WARNING LIGHT,  
 FUEL WARNING LIGHT AND  
 OIL PRESSURE WARNING  
 LIGHT  
 .DAYTIME RUNNING LIGHT  
 (DRL)  
 .DOME LIGHT, LUGGAGE  
 COMPARTMENT LIGHT  
 AND IGNITION KEY HOLE  
 ILLUMINATION LIGHT  
 .FOG LIGHT  
 .HEADLIGHT  
 .HEATED SEAT  
 .HEATER  
 .IGNITION KEY REMINDER  
 TONE ALARM  
 <VEHICLES WITH KOS>

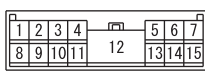
.KEYLESS OPERATING  
 SYSTEM (KOS)  
 .METER AND GAUGE  
 .MITSUBISHI  
 MULTI-COMMUNICATION  
 SYSTEM (MMCS)  
 .PARKING BRAKE REMINDER  
 TONE ALARM  
 .TAILLIGHT, POSITION LIGHT,  
 REAR SIDE MARKER LIGHT,  
 LICENSE PLATE LIGHT AND  
 LIGHTING MONITOR TONE  
 ALARM  
 .TURN-SIGNAL LIGHT AND  
 HAZARD WARNING LIGHT  
 .WINDSHIELD WIPER AND  
 WASHER



(C-307) MU801325



(C-317)



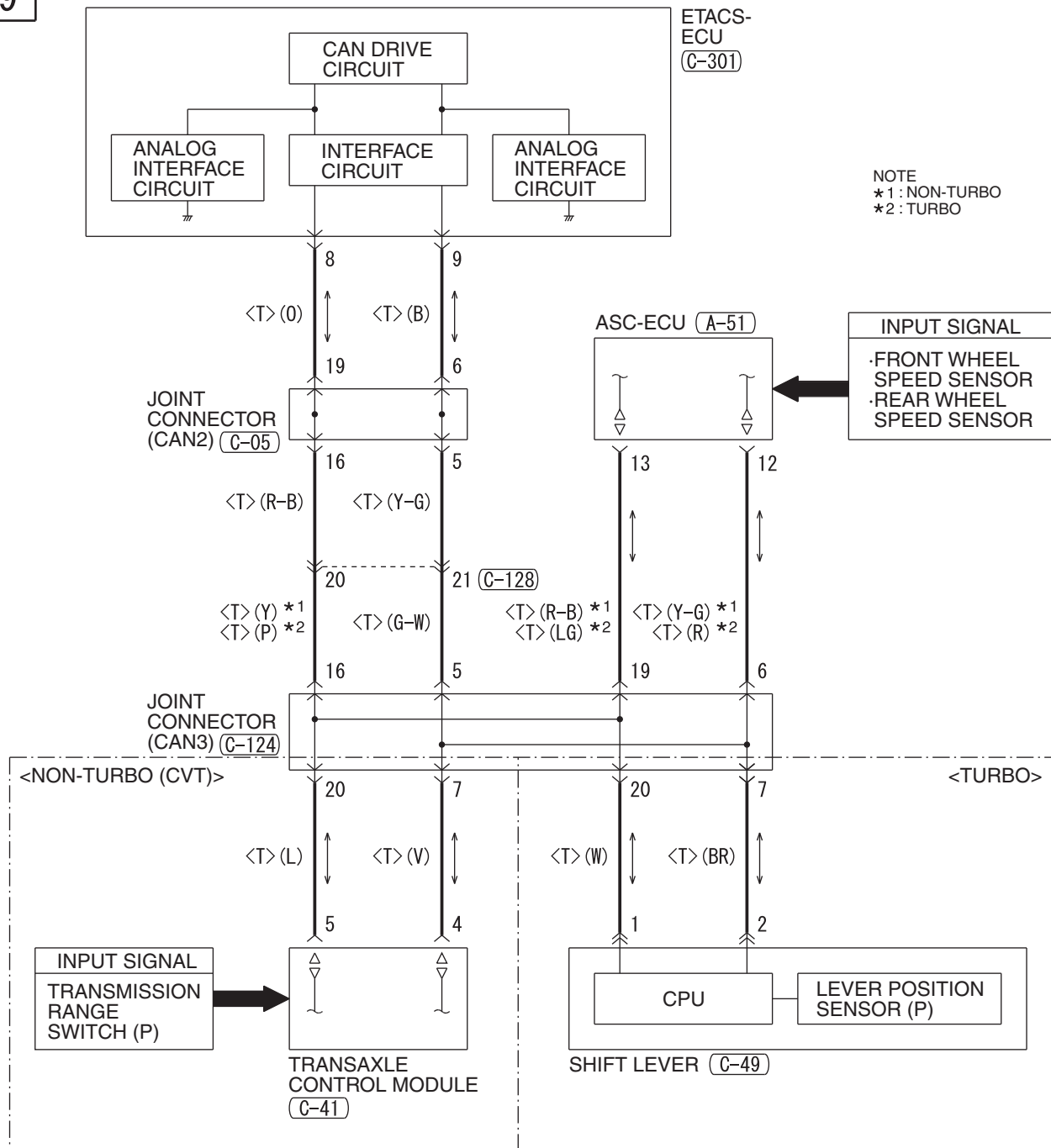
**WIRE COLOR CODE**

B : BLACK LG : LIGHT GREEN G : GREEN L : BLUE W : WHITE Y : YELLOW SB : SKY BLUE  
 BR : BROWN O : ORANGE GR : GRAY R : RED P : PINK V : VIOLET PU : PURPLE SI : SILVER

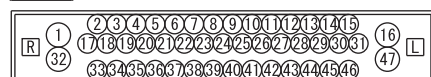
HAH11M00DB

## CENTRAL DOOR LOCKING SYSTEM &lt;VEHICLES WITH KEYLESS ENTRY SYSTEM&gt; (CONTINUED)

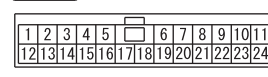
9



(A-51)



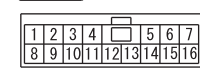
(C-05)



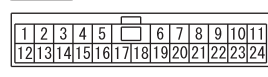
(C-41)



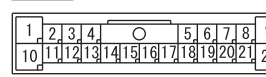
(C-49)



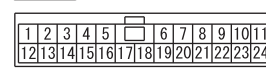
(C-124)



(C-128)



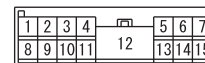
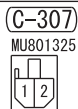
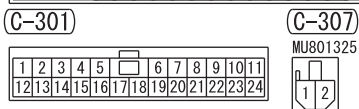
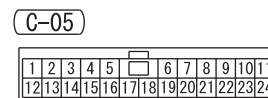
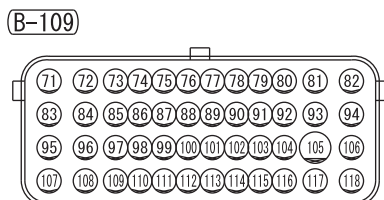
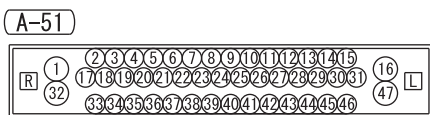
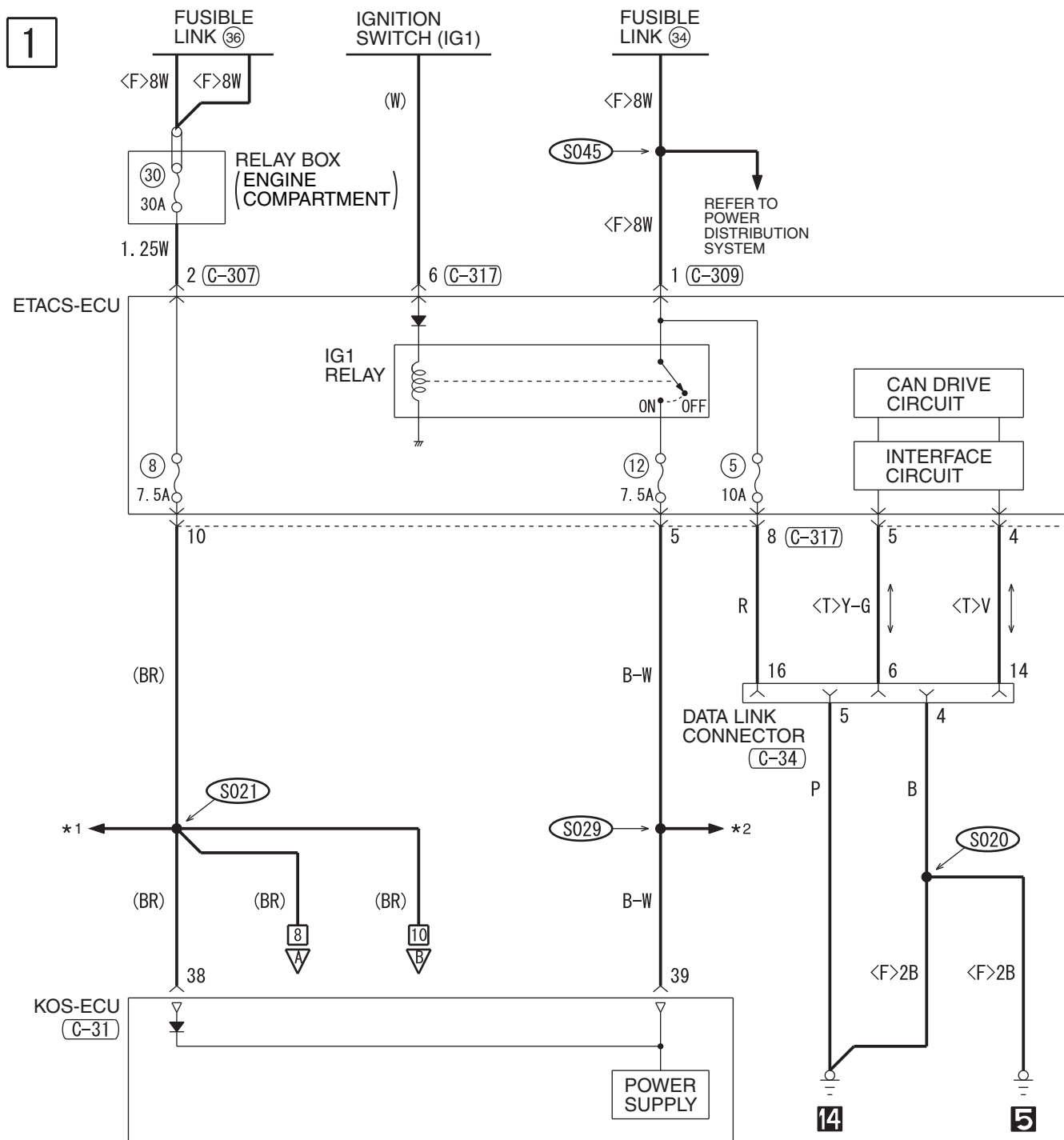
(C-301)



**NOTES**

## KEYLESS OPERATING SYSTEM (KOS) &lt;NON-TURBO&gt;

M1901025501133



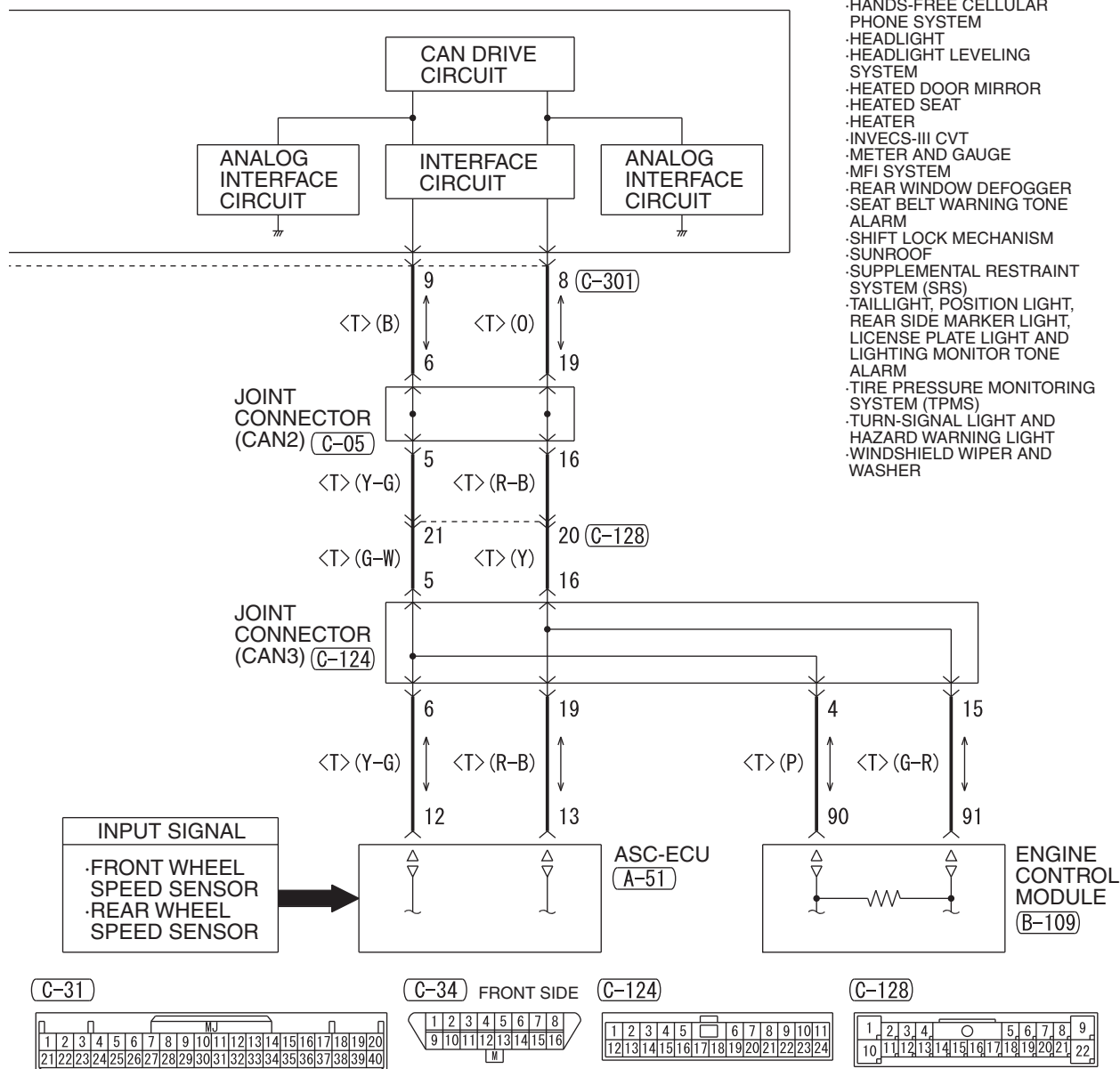
HAH11M01AA



**NOTE**

\*1 : ·AIR CONDITIONING SYSTEM  
 ·DAYTIME RUNNING LIGHT (DRL)  
 ·FOG LIGHT  
 ·HEADLIGHT  
 ·HEATER  
 ·TAILLIGHT, POSITION LIGHT,  
 REAR SIDE MARKER LIGHT,  
 LICENSE PLATE LIGHT AND  
 LIGHTING MONITOR TONE ALARM  
 ·TURN-SIGNAL LIGHT AND  
 HAZARD WARNING LIGHT  
 ·WINDSHIELD WIPER AND WASHER

\*2 : ·ABS AND ASC  
 ·AIR CONDITIONING SYSTEM  
 ·BRAKE WARNING LIGHT,  
 FUEL WARNING LIGHT AND  
 OIL PRESSURE WARNING  
 LIGHT  
 ·CHARGING SYSTEM  
 ·COOLING SYSTEM  
 ·CRUISE CONTROL SYSTEM  
 ·DAYTIME RUNNING LIGHT  
 (DRL)  
 ·DOOR AJAR WARNING  
 TONE ALARM  
 ·FOG LIGHT  
 ·HANDS-FREE CELLULAR  
 PHONE SYSTEM  
 ·HEADLIGHT  
 ·HEADLIGHT LEVELING  
 SYSTEM  
 ·HEATED DOOR MIRROR  
 ·HEATED SEAT  
 ·HEATER  
 ·INVECS-III CVT  
 ·METER AND GAUGE  
 ·MFI SYSTEM  
 ·REAR WINDOW DEFOGGER  
 SEAT BELT WARNING TONE  
 ALARM  
 ·SHIFT LOCK MECHANISM  
 ·SUNROOF  
 ·SUPPLEMENTAL RESTRAINT  
 SYSTEM (SRS)  
 ·TAILLIGHT, POSITION LIGHT,  
 REAR SIDE MARKER LIGHT,  
 LICENSE PLATE LIGHT AND  
 LIGHTING MONITOR TONE  
 ALARM  
 ·TIRE PRESSURE MONITORING  
 SYSTEM (TPMS)  
 ·TURN-SIGNAL LIGHT AND  
 HAZARD WARNING LIGHT  
 ·WINDSHIELD WIPER AND  
 WASHER



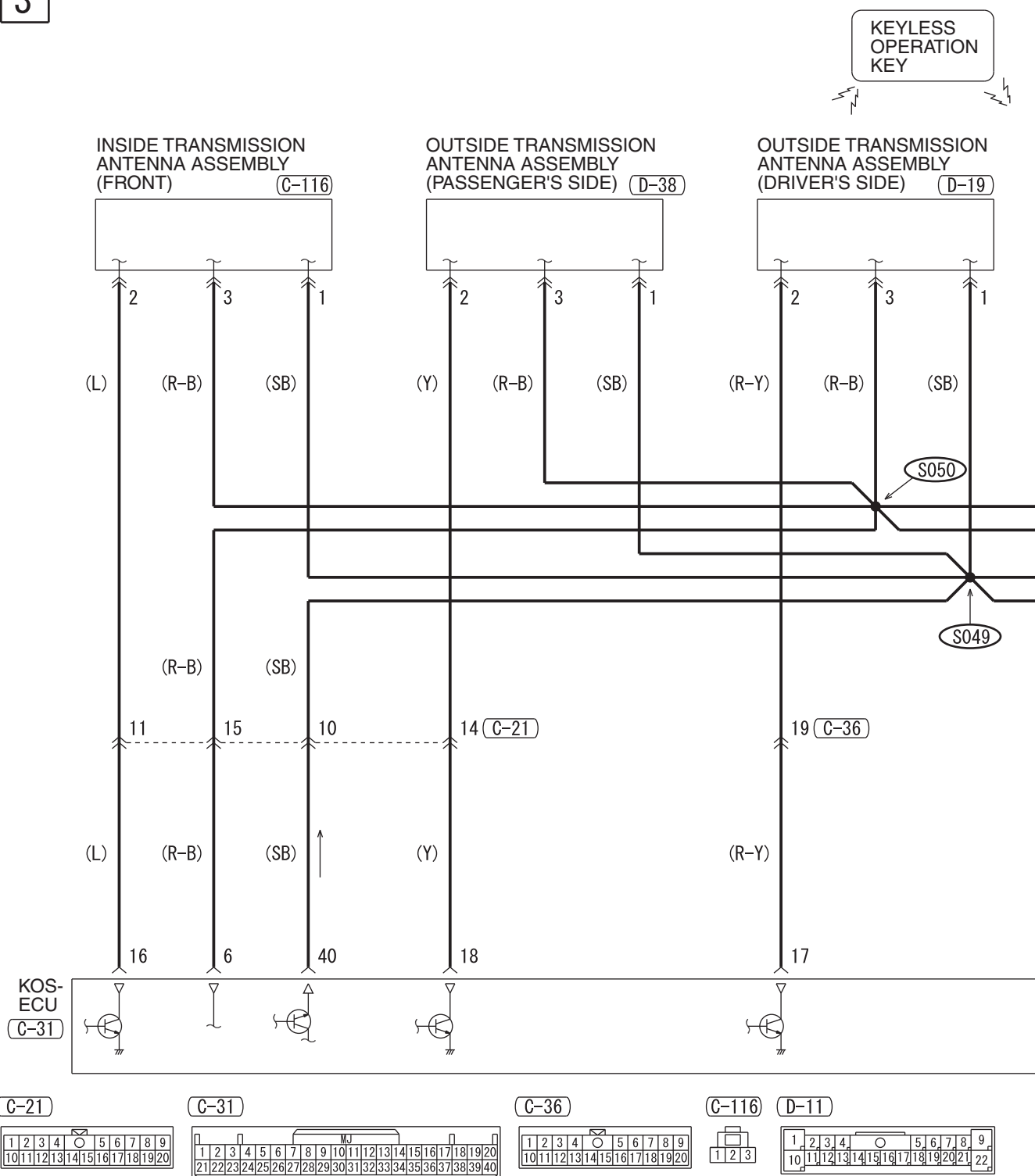
**WIRE COLOR CODE**

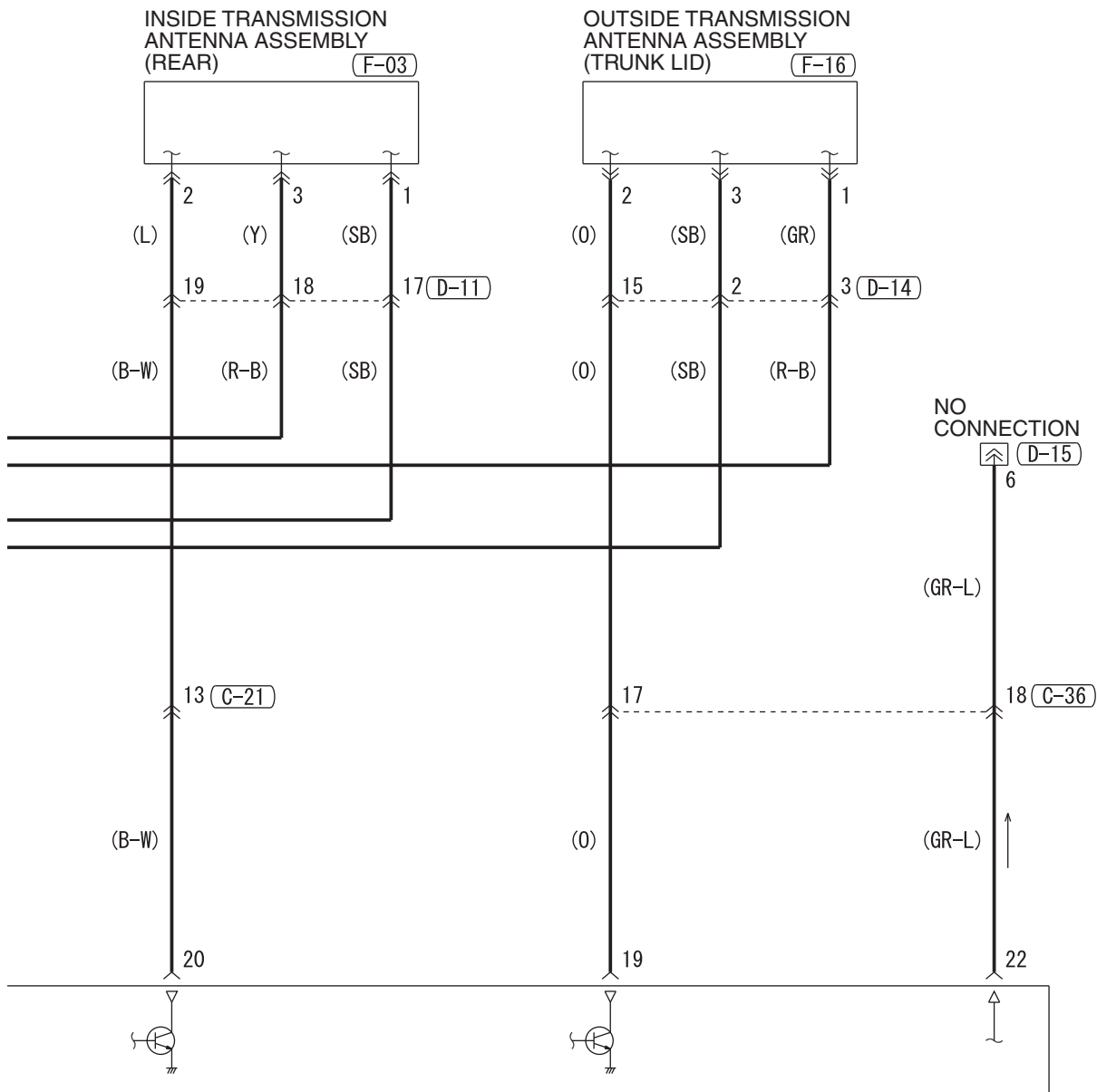
B : BLACK LG : LIGHT GREEN G : GREEN L : BLUE W : WHITE Y : YELLOW SB : SKY BLUE  
 BR : BROWN O : ORANGE GR : GRAY R : RED P : PINK V : VIOLET PU : PURPLE SI : SILVER

HAH11M01AB

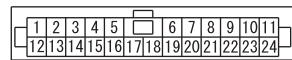
## KEYLESS OPERATING SYSTEM (KOS) &lt;NON-TURBO&gt; (CONTINUED)

3

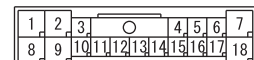




(D-14)



(D-15)



(D-19)



(D-38)



(F-03)



(F-16)



MU802663

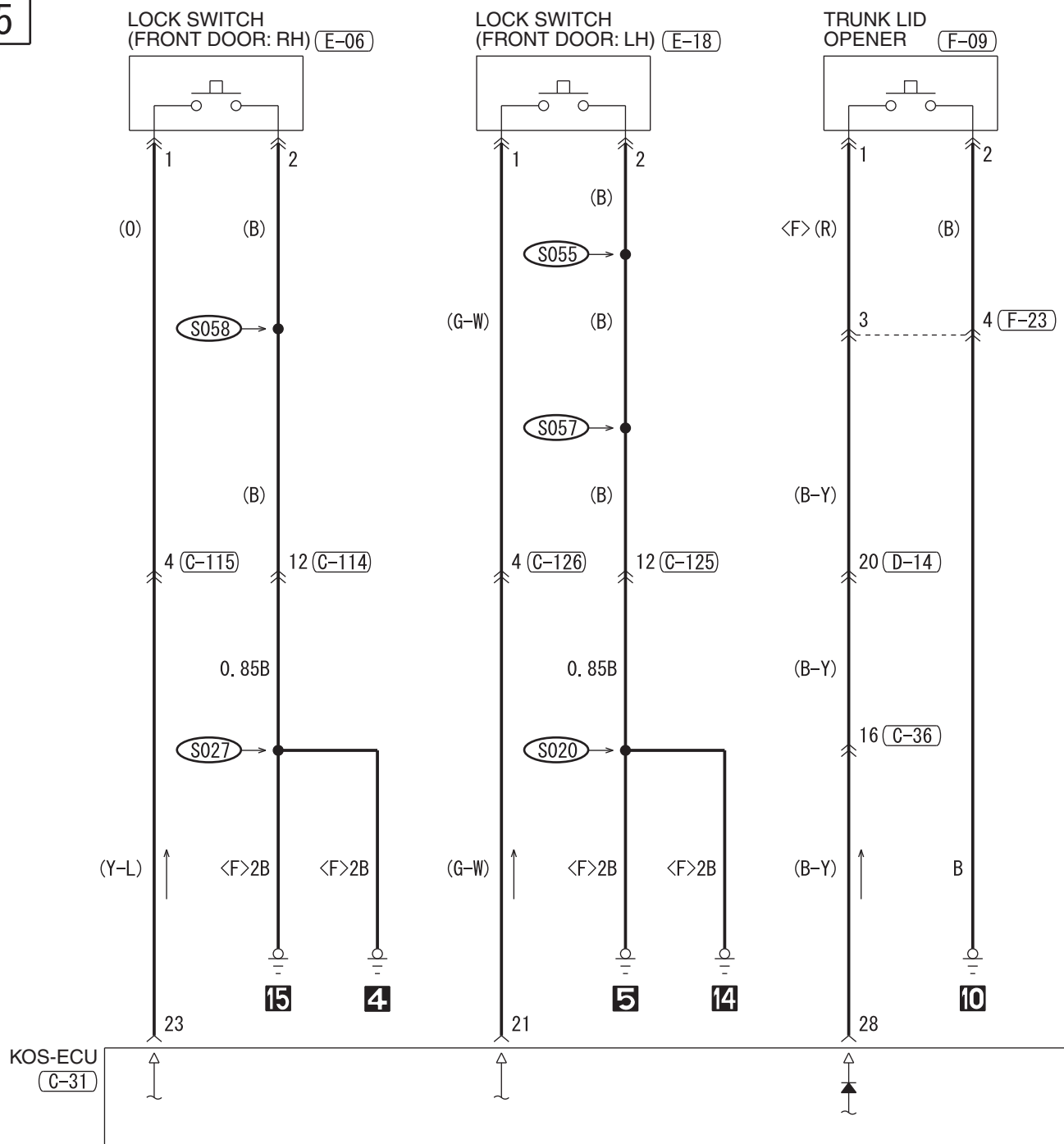
**WIRE COLOR CODE**

B : BLACK LG : LIGHT GREEN G : GREEN L : BLUE W : WHITE Y : YELLOW SB : SKY BLUE  
 BR : BROWN O : ORANGE GR : GRAY R : RED P : PINK V : VIOLET PU : PURPLE SI : SILVER

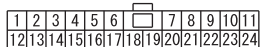
HAH11M01BB

## KEYLESS OPERATING SYSTEM (KOS) &lt;NON-TURBO&gt; (CONTINUED)

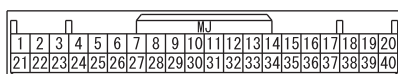
5



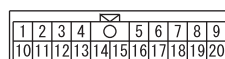
(C-03)



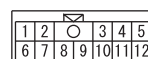
(C-31)



(C-36)



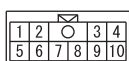
(C-114)



(E-18) (E-19)

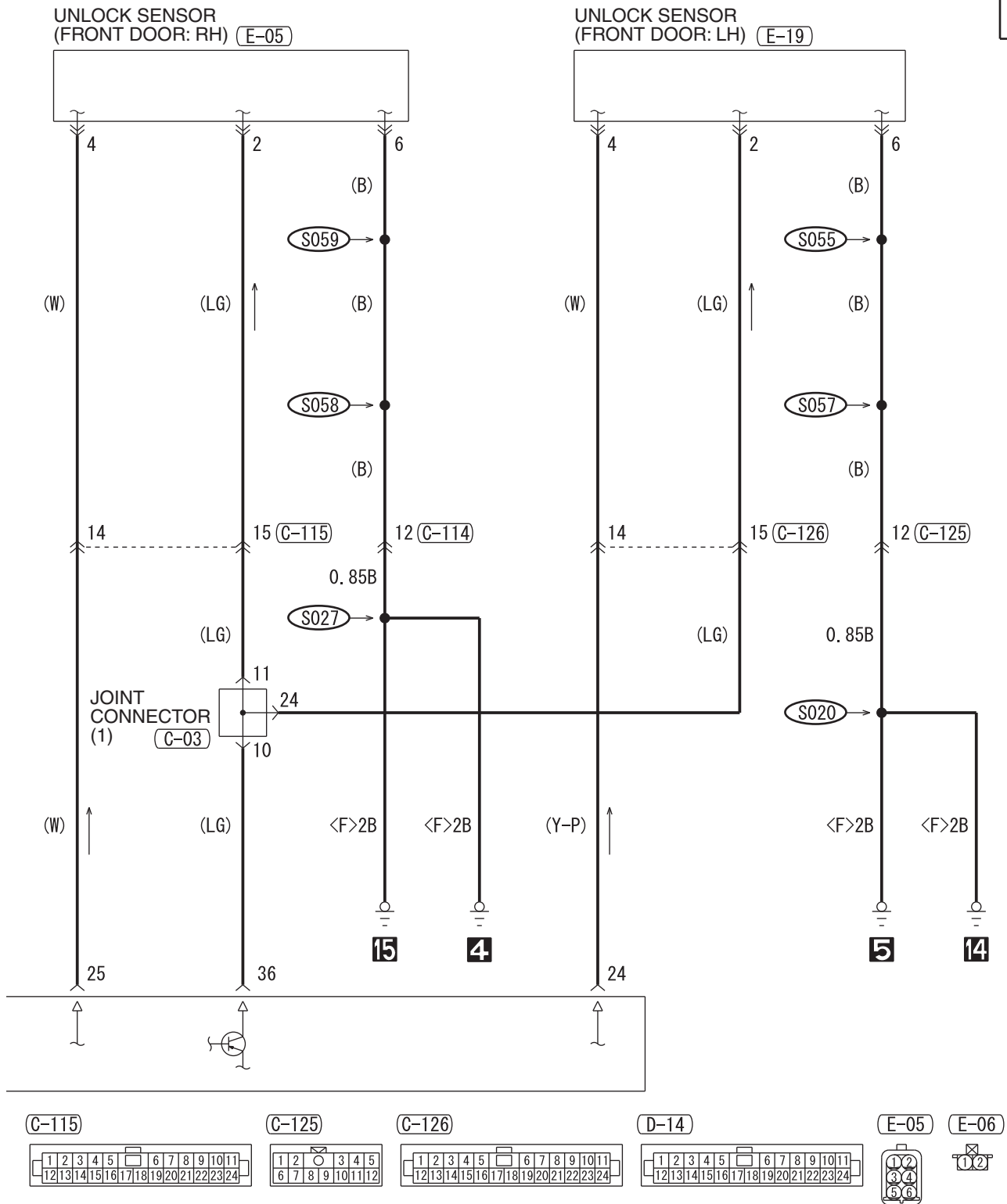


(F-09) (F-23)



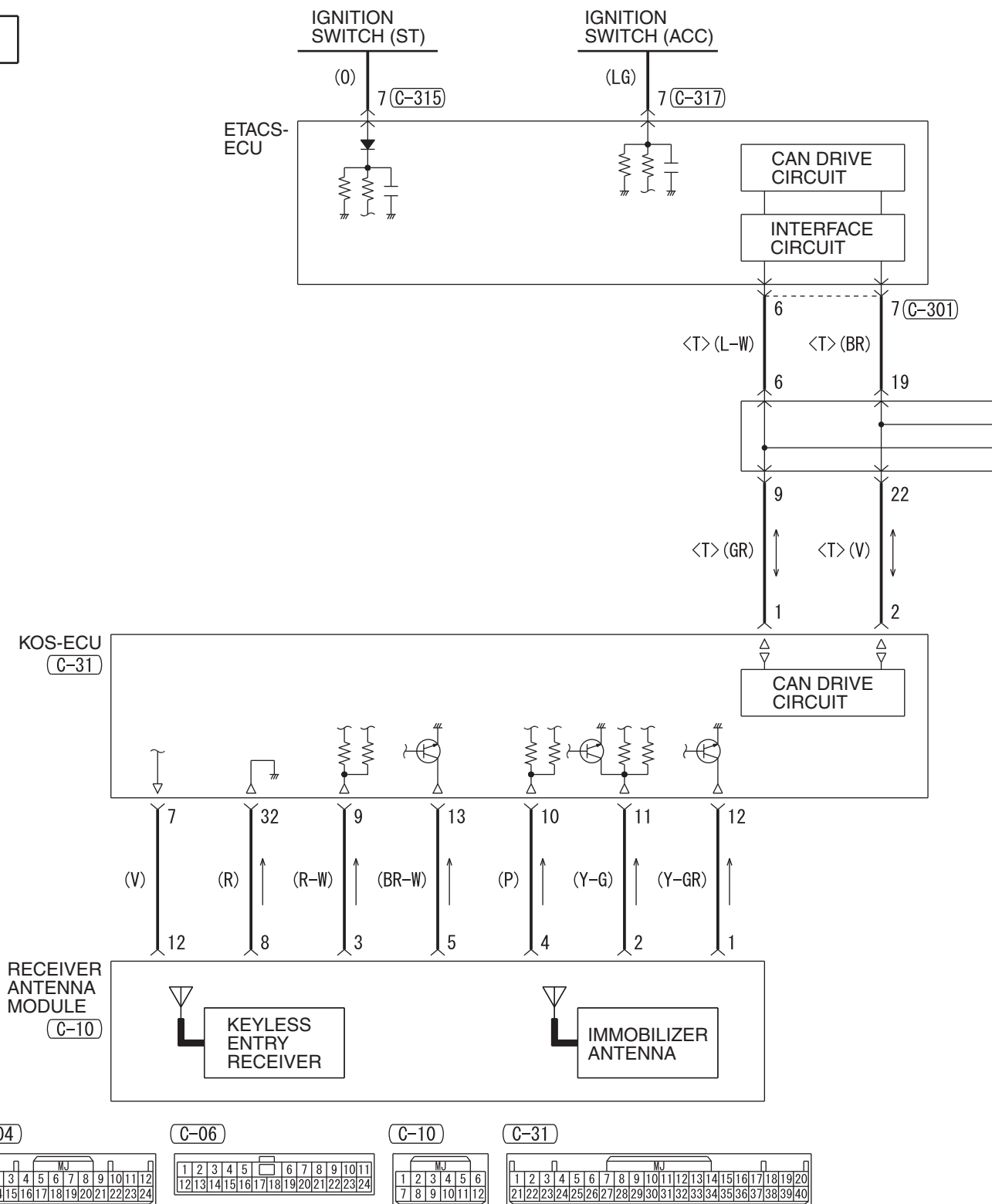
HAH11M01CA

**6**

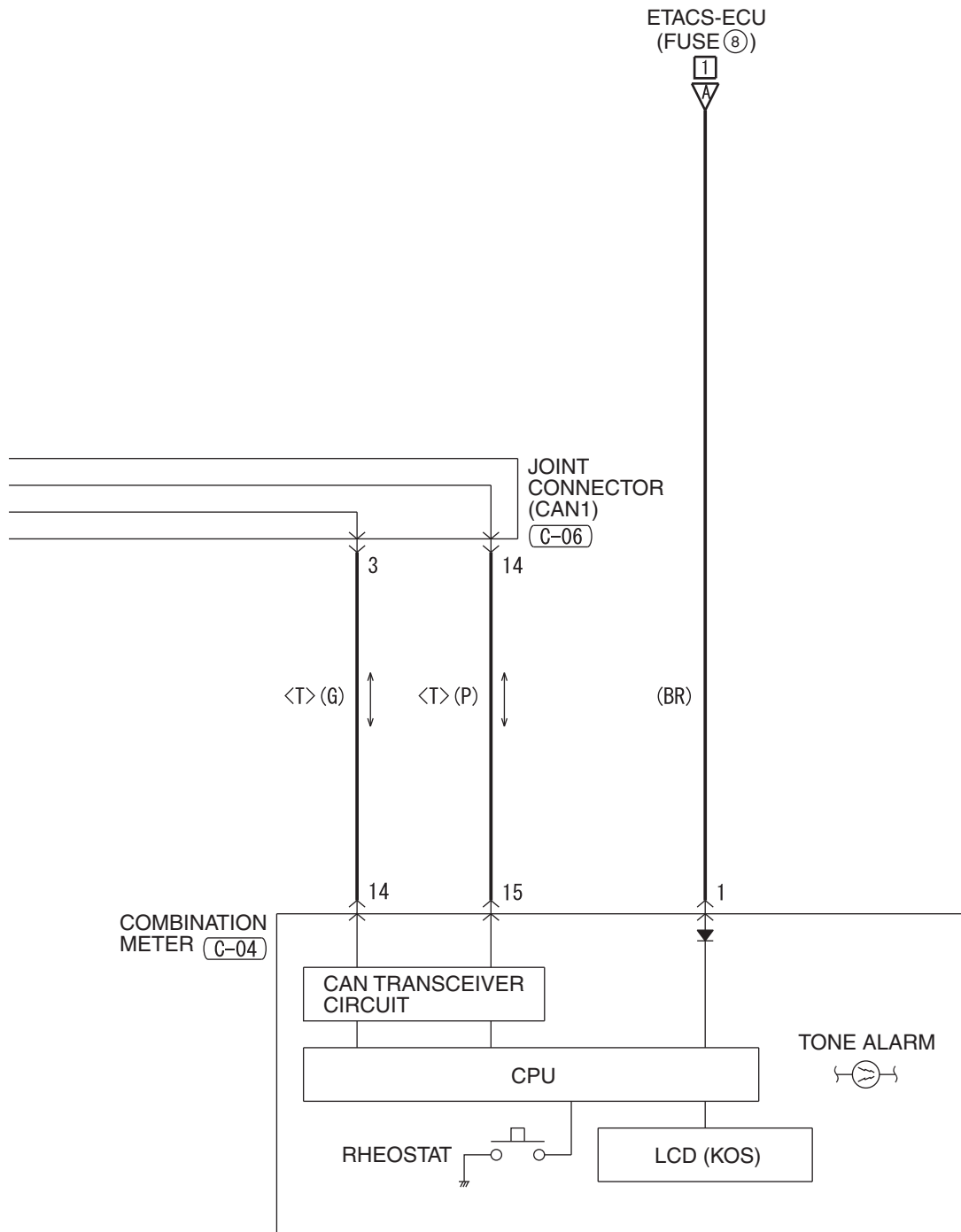


## KEYLESS OPERATING SYSTEM (KOS) &lt;NON-TURBO&gt; (CONTINUED)

7



8



(C-301)

1	2	3	4	5		6	7	8	9	10	11	
12	13	14	15	16	17	18	19	20	21	22	23	24

(C-315)

MU801890

1	2
3	4
5	6
7	8
9	10
11	12
13	14
15	16
17	18
19	

(C-317)

1	2	3	4	5	6	7
8	9	10	11	12	13	14
15						

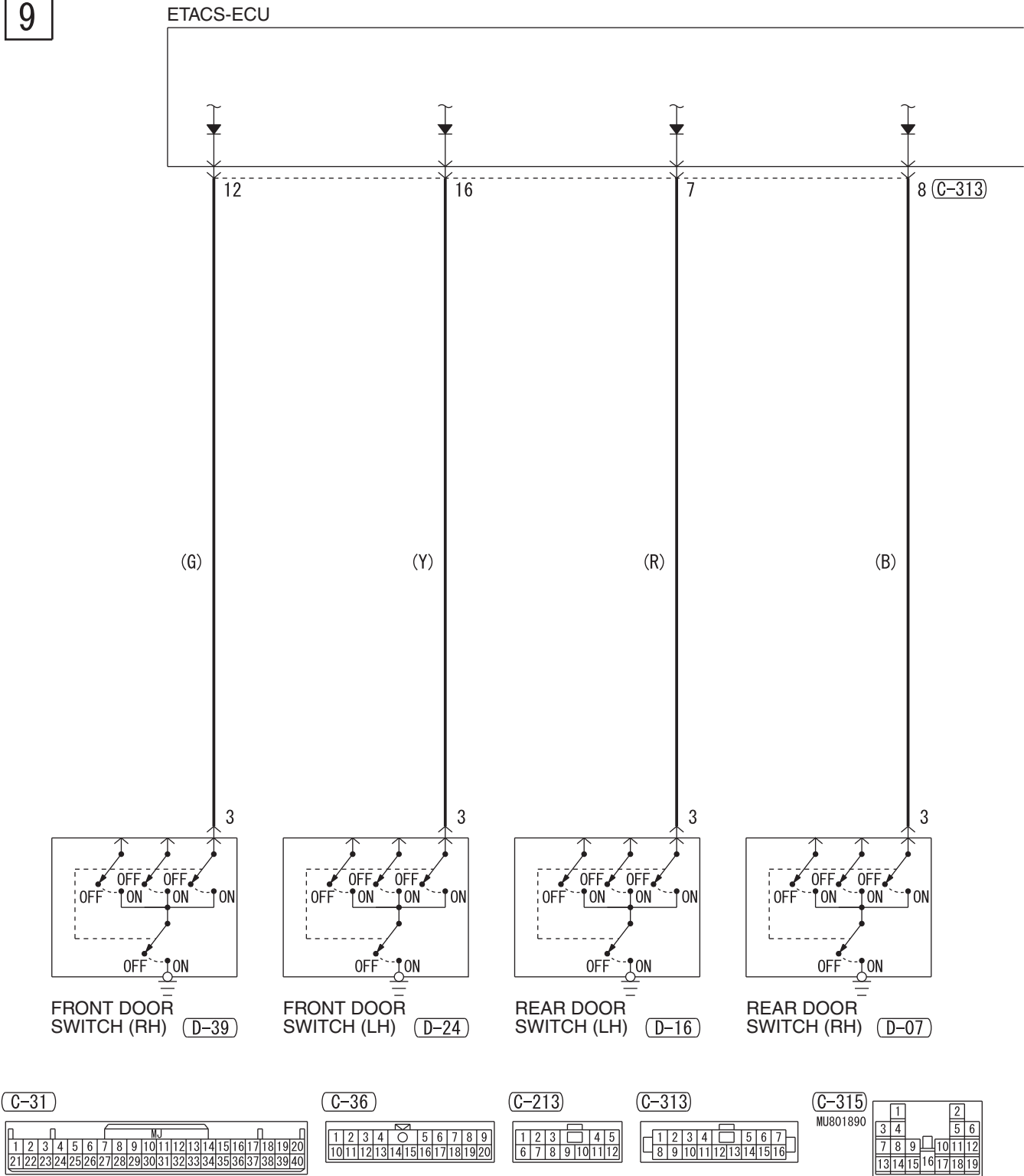
**WIRE COLOR CODE**

B : BLACK LG : LIGHT GREEN G : GREEN L : BLUE W : WHITE Y : YELLOW SB : SKY BLUE  
 BR : BROWN O : ORANGE GR : GRAY R : RED P : PINK V : VIOLET PU : PURPLE SI : SILVER

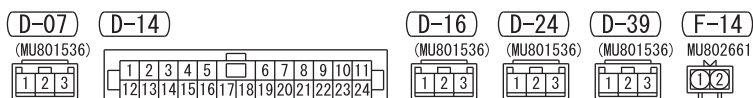
HAH11M01DB

KEYLESS OPERATING SYSTEM (KOS) <NON-TURBO> (CONTINUED)

9



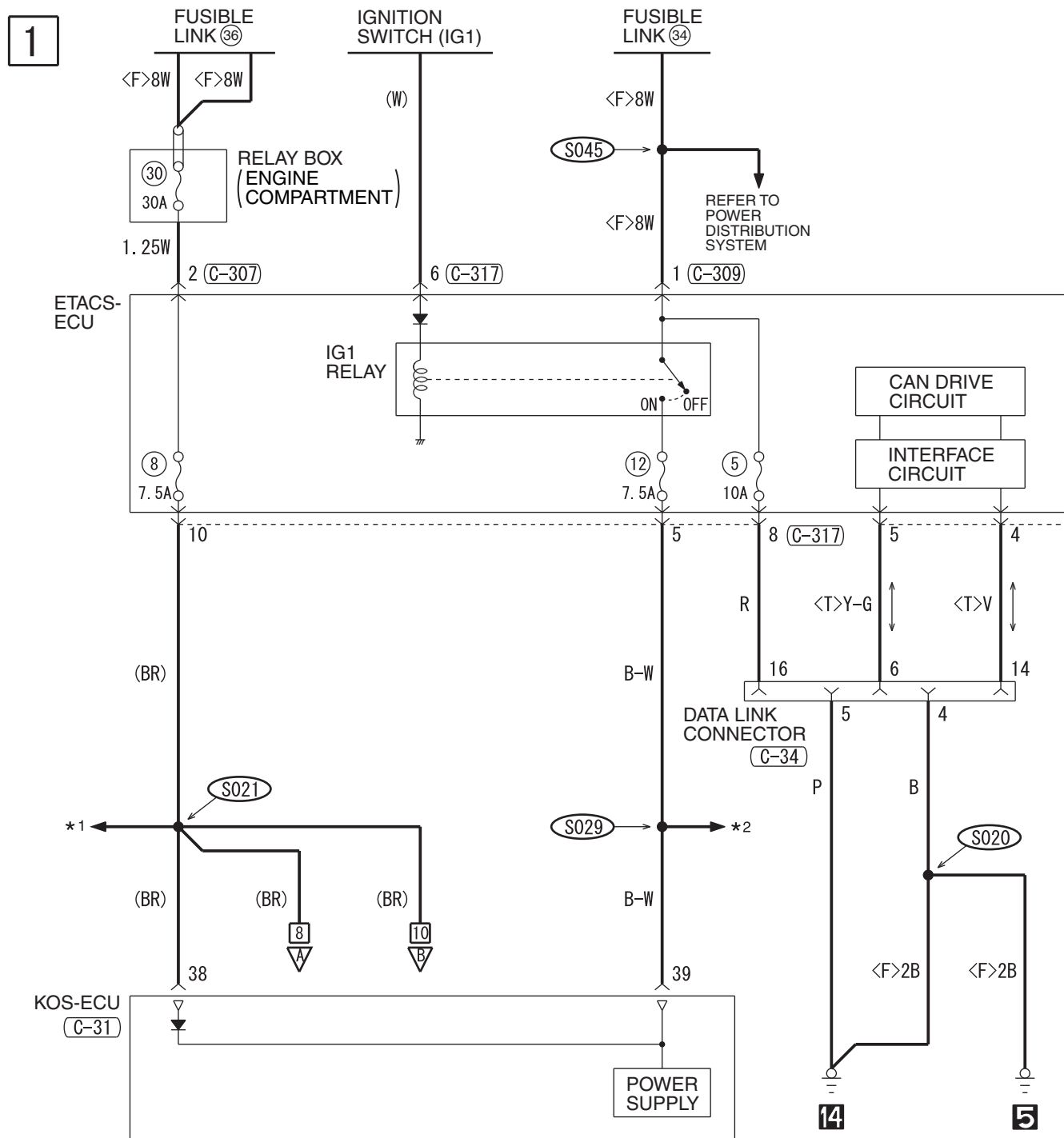




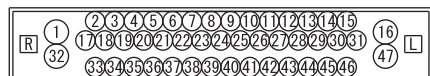
B: BLACK LG: LIGHT GREEN G: GREEN L: BLUE W: WHITE Y: YELLOW SB: SKY BLUE  
BR: BROWN O: ORANGE GR: GRAY R: RED P: PINK V: VIOLET PU: PURPLE SI: SILVER

## KEYLESS OPERATING SYSTEM (KOS) &lt;TURBO&gt;

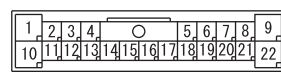
M1901025501144



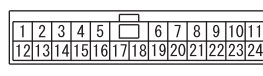
A-51



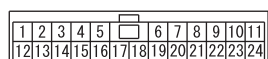
A-54



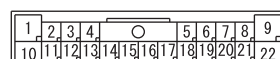
A-55



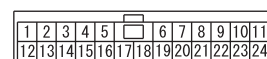
C-124



C-128



C-301



C-307



C-309



HAH11M02AA

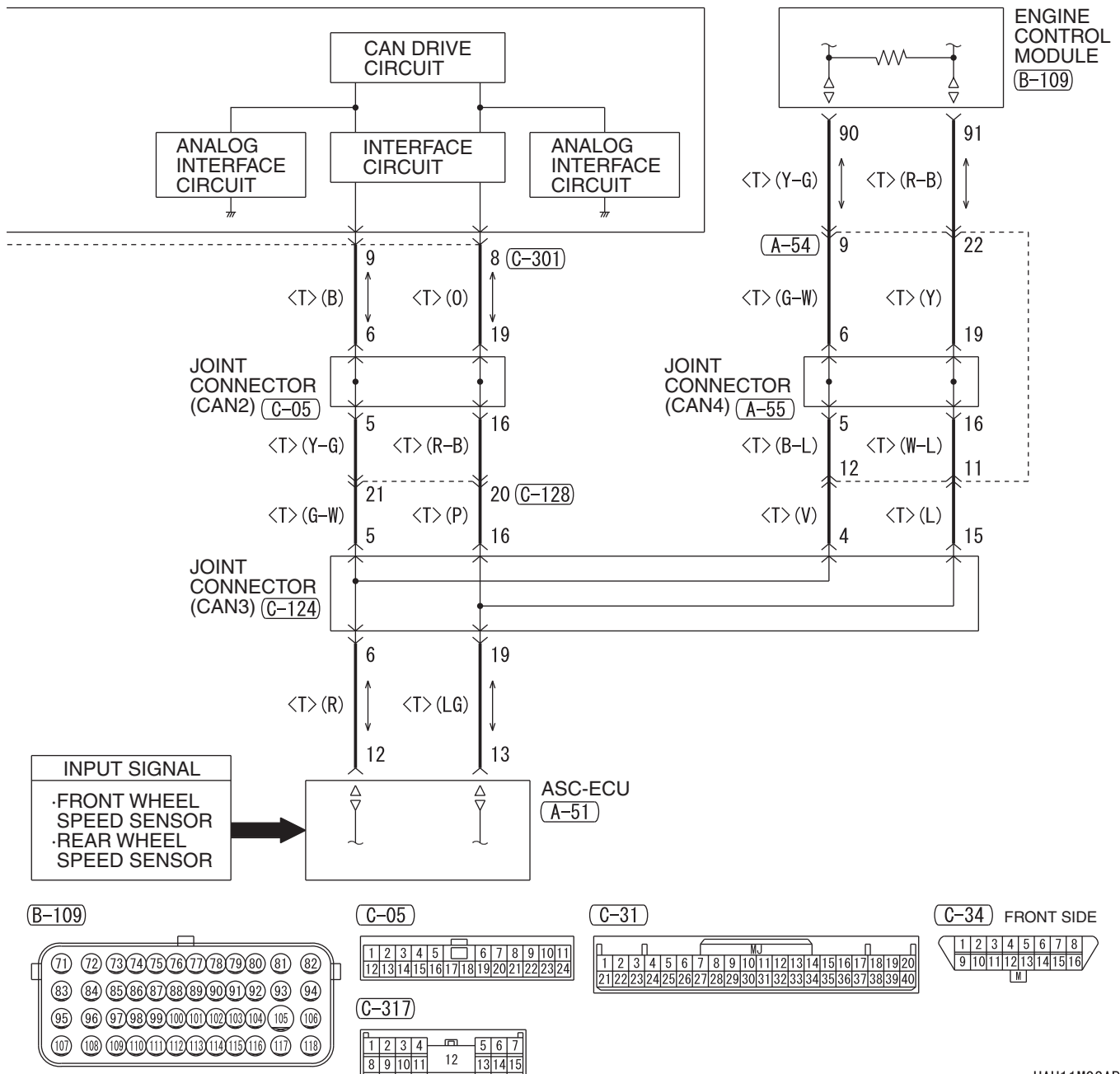
**NOTE**

★1 : -AIR CONDITIONING SYSTEM  
 -DAYTIME RUNNING LIGHT (DRL)  
 -FOG LIGHT  
 -HEADLIGHT  
 -TAILLIGHT, POSITION LIGHT, REAR SIDE MARKER LIGHT, LICENSE PLATE LIGHT AND LIGHTING MONITOR TONE ALARM  
 -TURN-SIGNAL LIGHT AND HAZARD WARNING LIGHT  
 -WINDSHIELD WIPER AND WASHER

★2 : -ABS, ASC AND ACD  
 -AIR CONDITIONING SYSTEM  
 -BRAKE WARNING LIGHT, FUEL WARNING LIGHT AND OIL PRESSURE WARNING LIGHT  
 -CHARGING SYSTEM  
 -COOLING SYSTEM  
 -CRUISE CONTROL SYSTEM  
 -DAYTIME RUNNING LIGHT (DRL)  
 -DOOR AJAR WARNING TONE ALARM  
 -FOG LIGHT  
 -HANDS-FREE CELLULAR PHONE SYSTEM

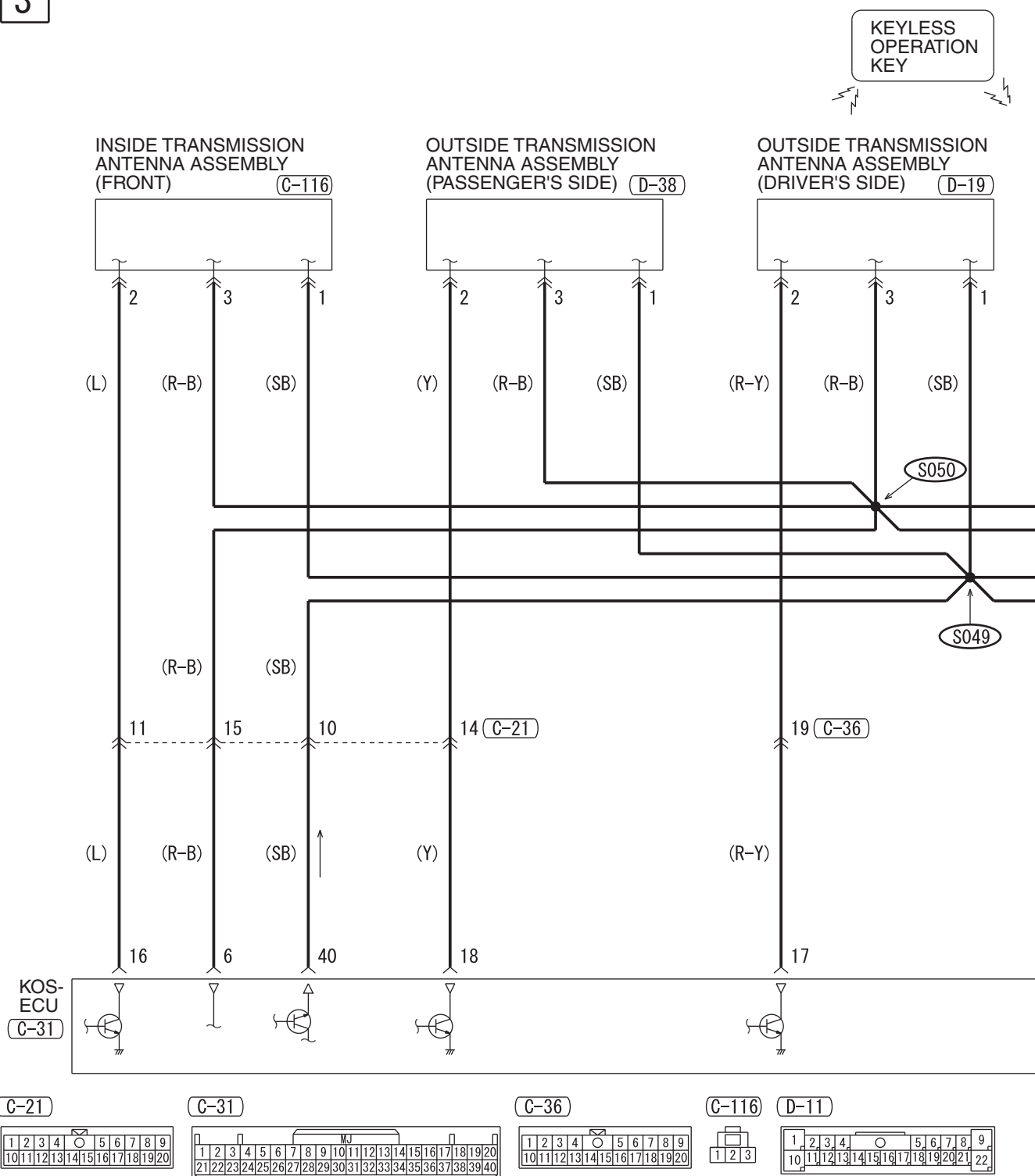
-HEADLIGHT  
 -HEADLIGHT LEVELING SYSTEM  
 -HEATED DOOR MIRROR  
 -HEATED SEAT  
 -METER AND GAUGE  
 -MFI SYSTEM  
 -REAR WINDOW DEFOGGER  
 -SEAT BELT WARNING TONE ALARM  
 -SHIFT LOCK MECHANISM  
 -SUNROOF  
 -SUPPLEMENTAL RESTRAINT SYSTEM (SRS)

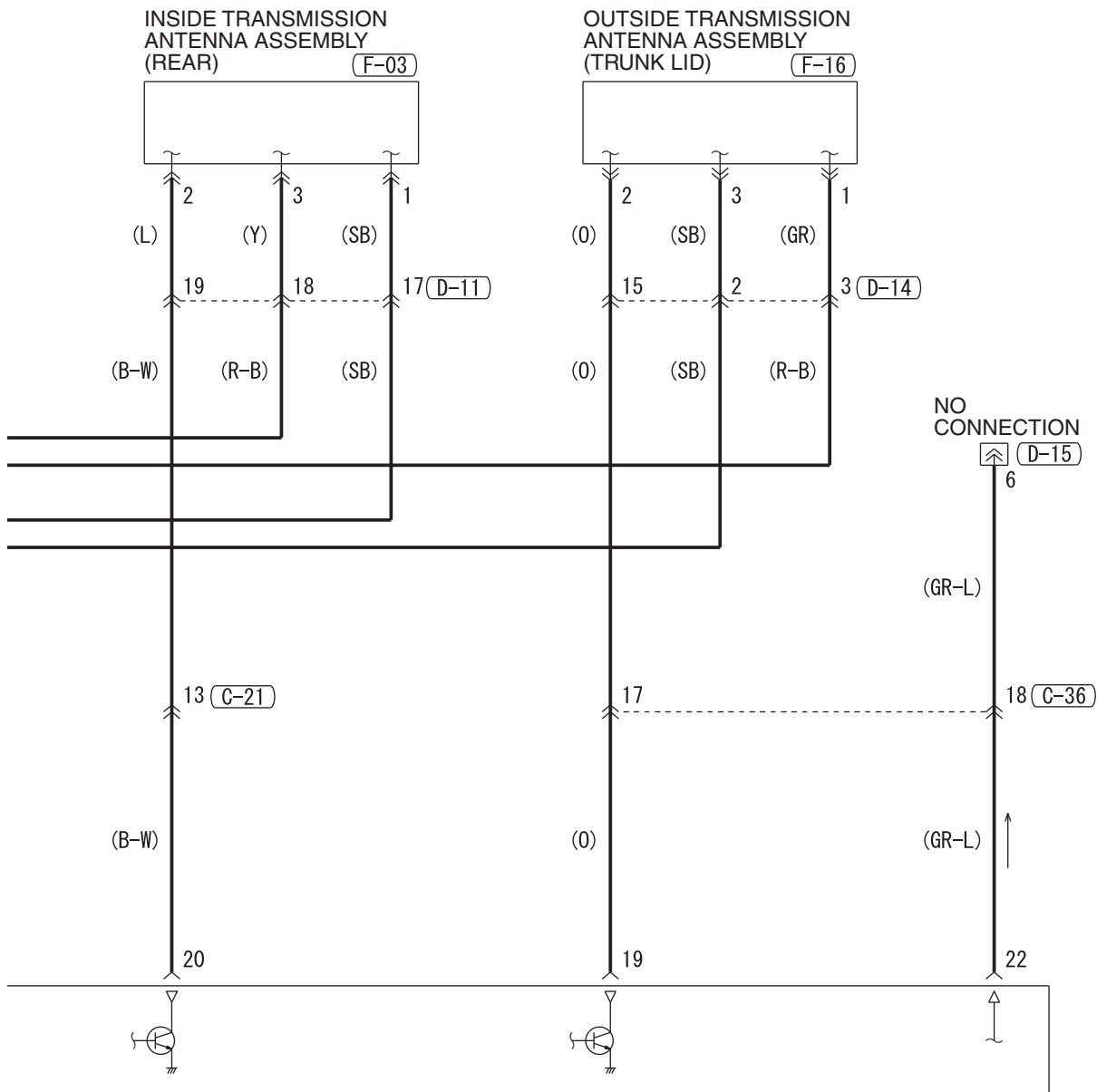
-TAILLIGHT, POSITION LIGHT, REAR SIDE MARKER LIGHT, LICENSE PLATE LIGHT AND LIGHTING MONITOR TONE ALARM  
 -TC-SST  
 -TIRE PRESSURE MONITORING SYSTEM (TPMS)  
 -TURN-SIGNAL LIGHT AND HAZARD WARNING LIGHT  
 -WINDSHIELD WIPER AND WASHER



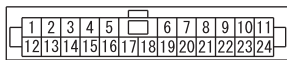
## KEYLESS OPERATING SYSTEM (KOS) &lt;TURBO&gt; (CONTINUED)

3

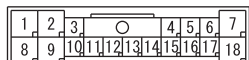




(D-14)



(D-15)



(D-19)



(D-38)



(F-03)



(F-16)



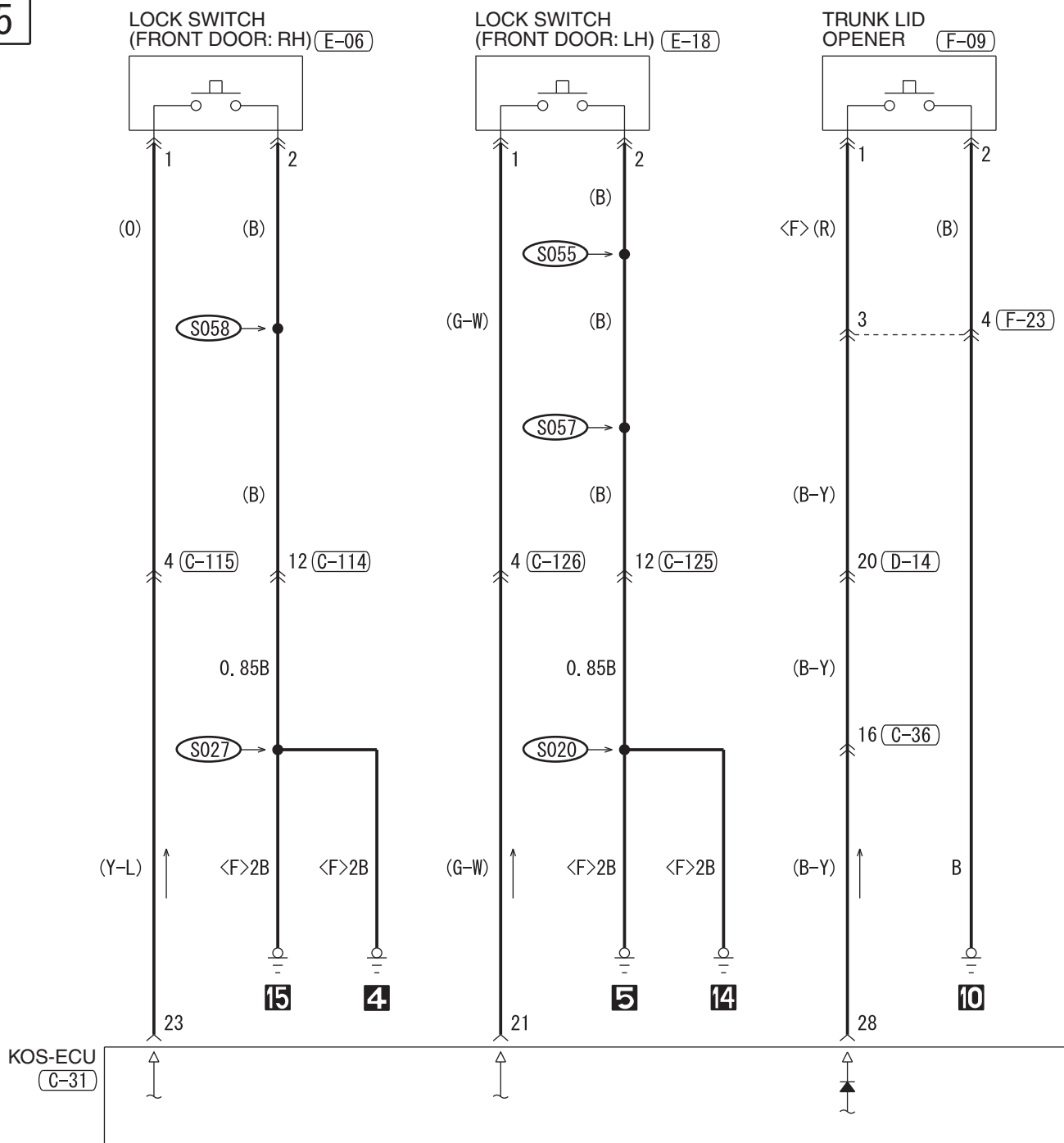
**WIRE COLOR CODE**

B : BLACK LG : LIGHT GREEN G : GREEN L : BLUE W : WHITE Y : YELLOW SB : SKY BLUE  
 BR : BROWN O : ORANGE GR : GRAY R : RED P : PINK V : VIOLET PU : PURPLE SI : SILVER

HAH11M02BB

## KEYLESS OPERATING SYSTEM (KOS) &lt;TURBO&gt; (CONTINUED)

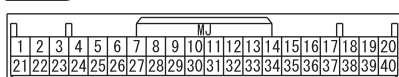
5



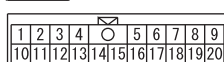
(C-03)



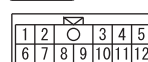
(C-31)



(C-36)



(C-114)



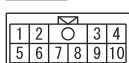
(E-18) (E-19)



(F-09)

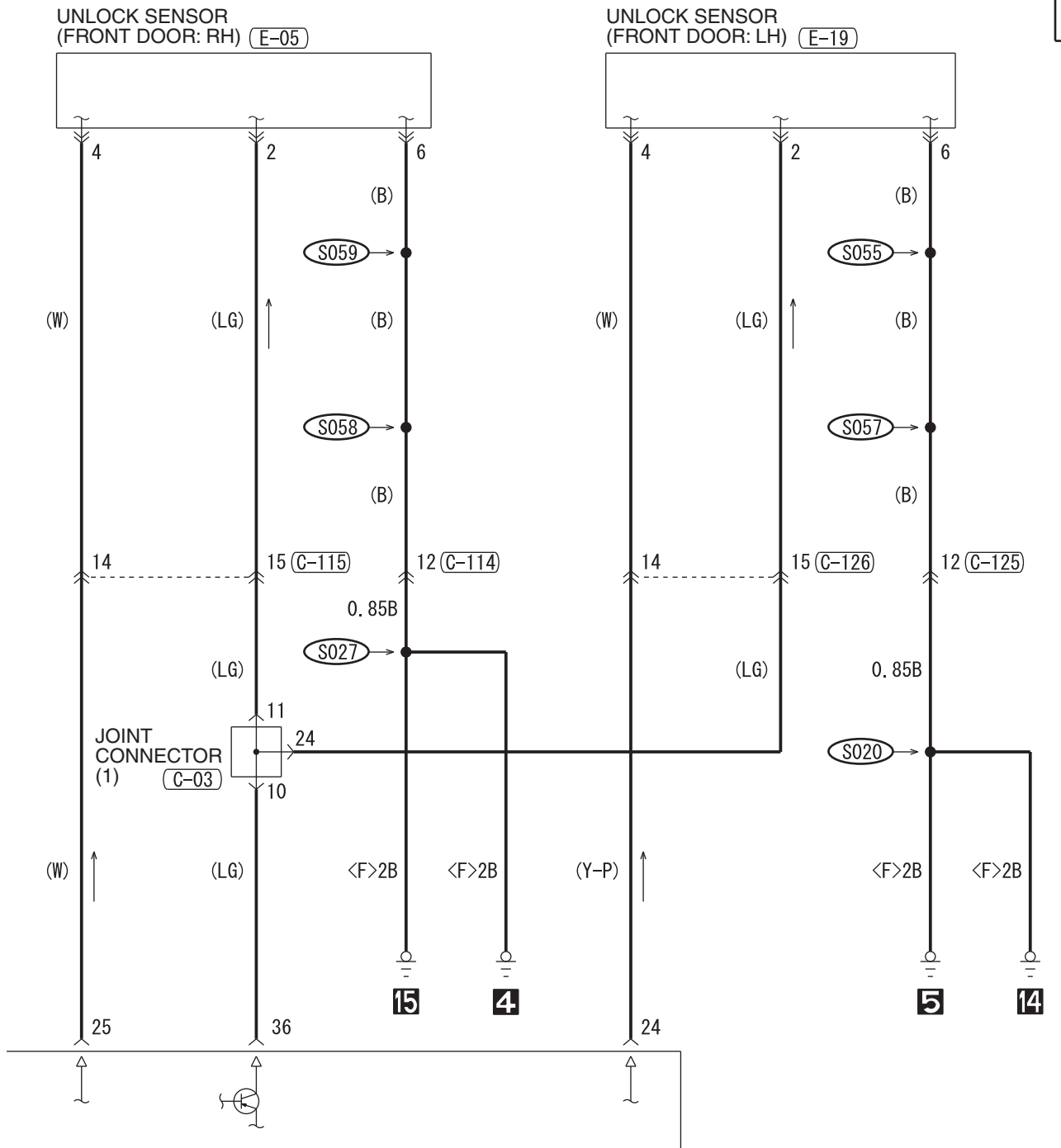


(F-23)

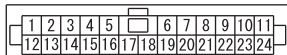


HAH11M02CA

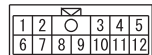
**6**



(C-115)



(C-125)



(C-126)



(D-14)



(E-05)



(E-06)



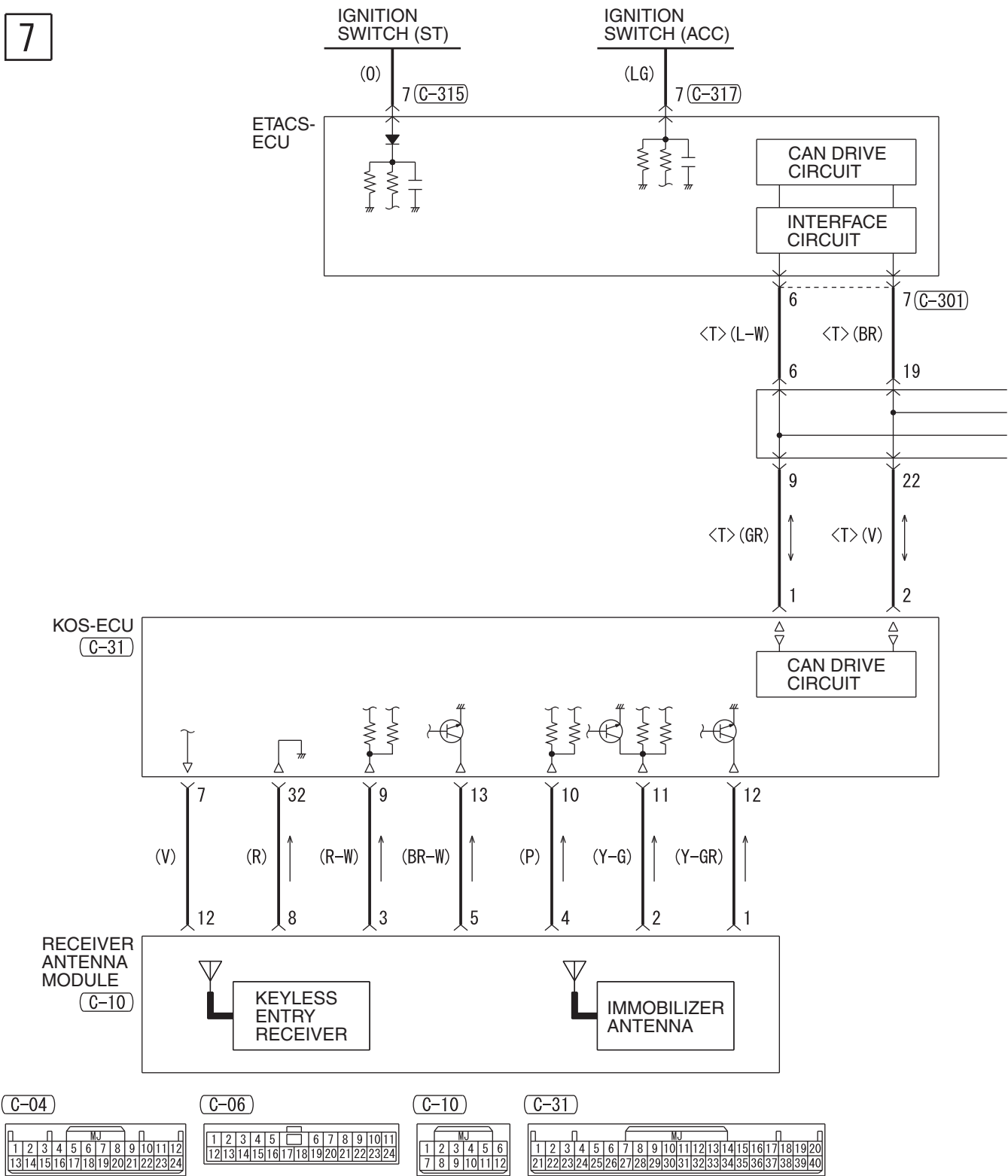
**WIRE COLOR CODE**

B : BLACK LG : LIGHT GREEN G : GREEN L : BLUE W : WHITE Y : YELLOW SB : SKY BLUE  
 BR : BROWN O : ORANGE GR : GRAY R : RED P : PINK V : VIOLET PU : PURPLE SI : SILVER

HAH11M02CB

KEYLESS OPERATING SYSTEM (KOS) <TURBO> (CONTINUED)

7

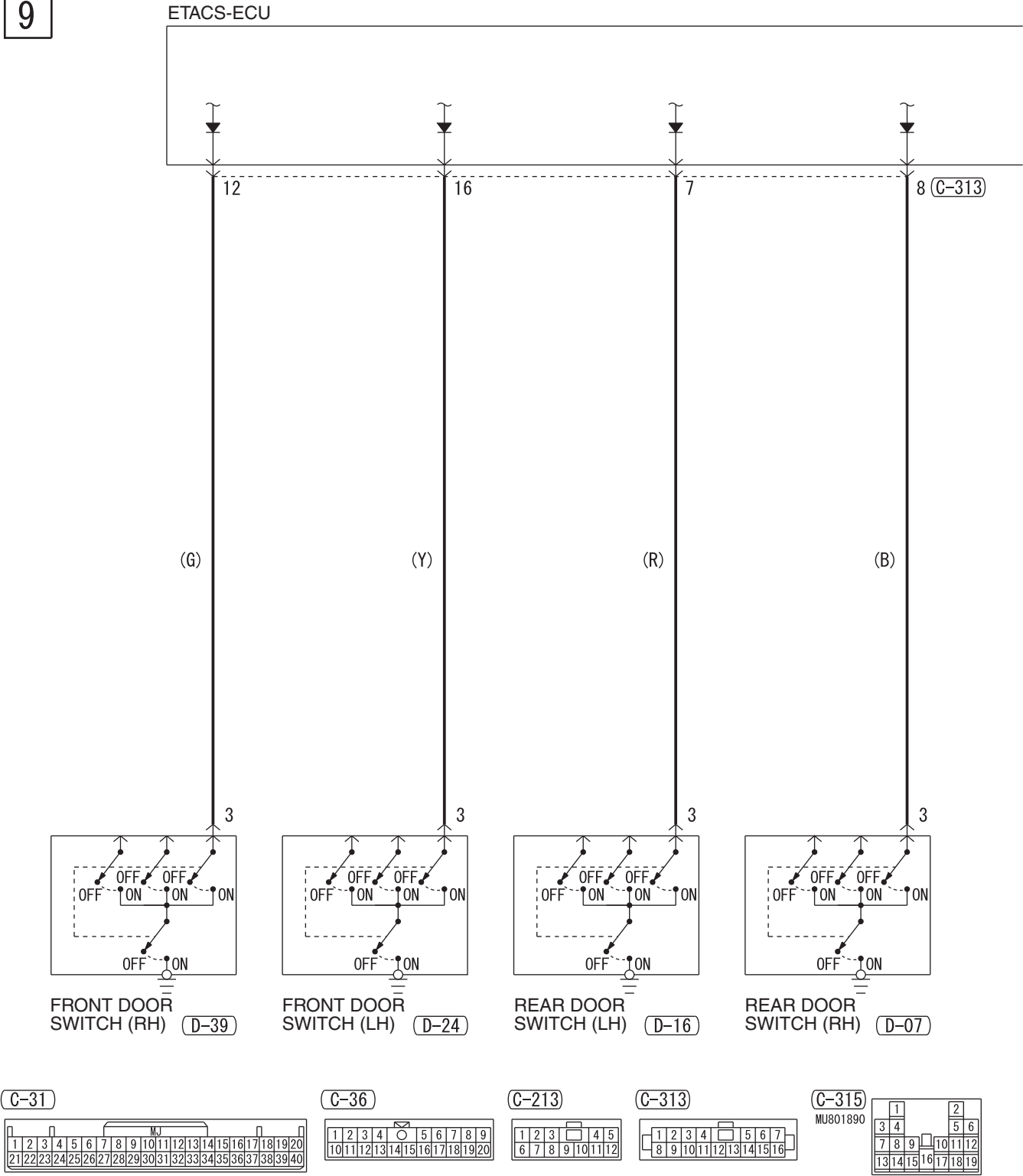




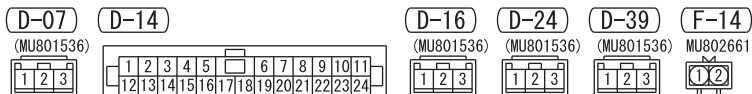
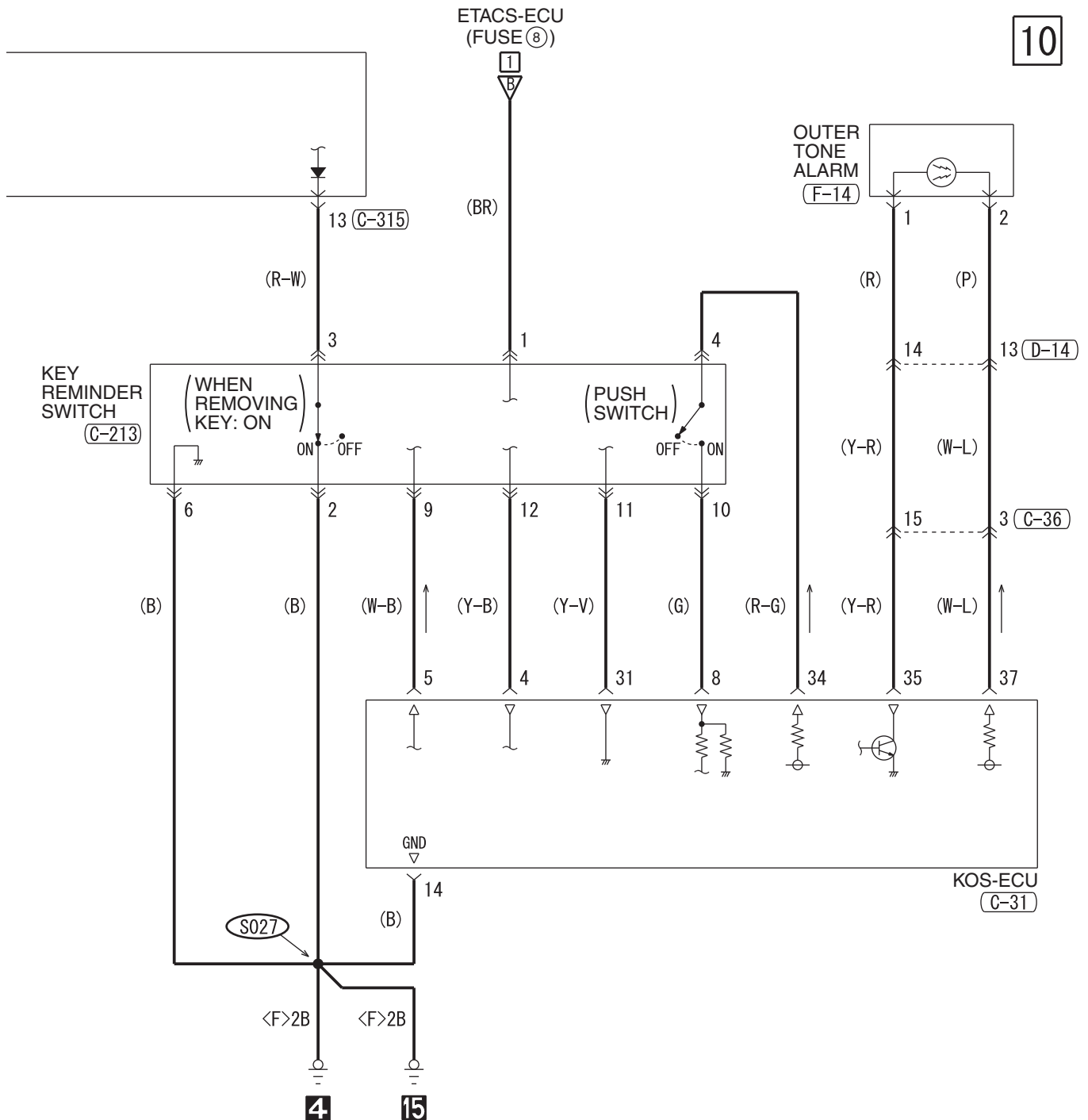


KEYLESS OPERATING SYSTEM (KOS) <TURBO> (CONTINUED)

9



**10**

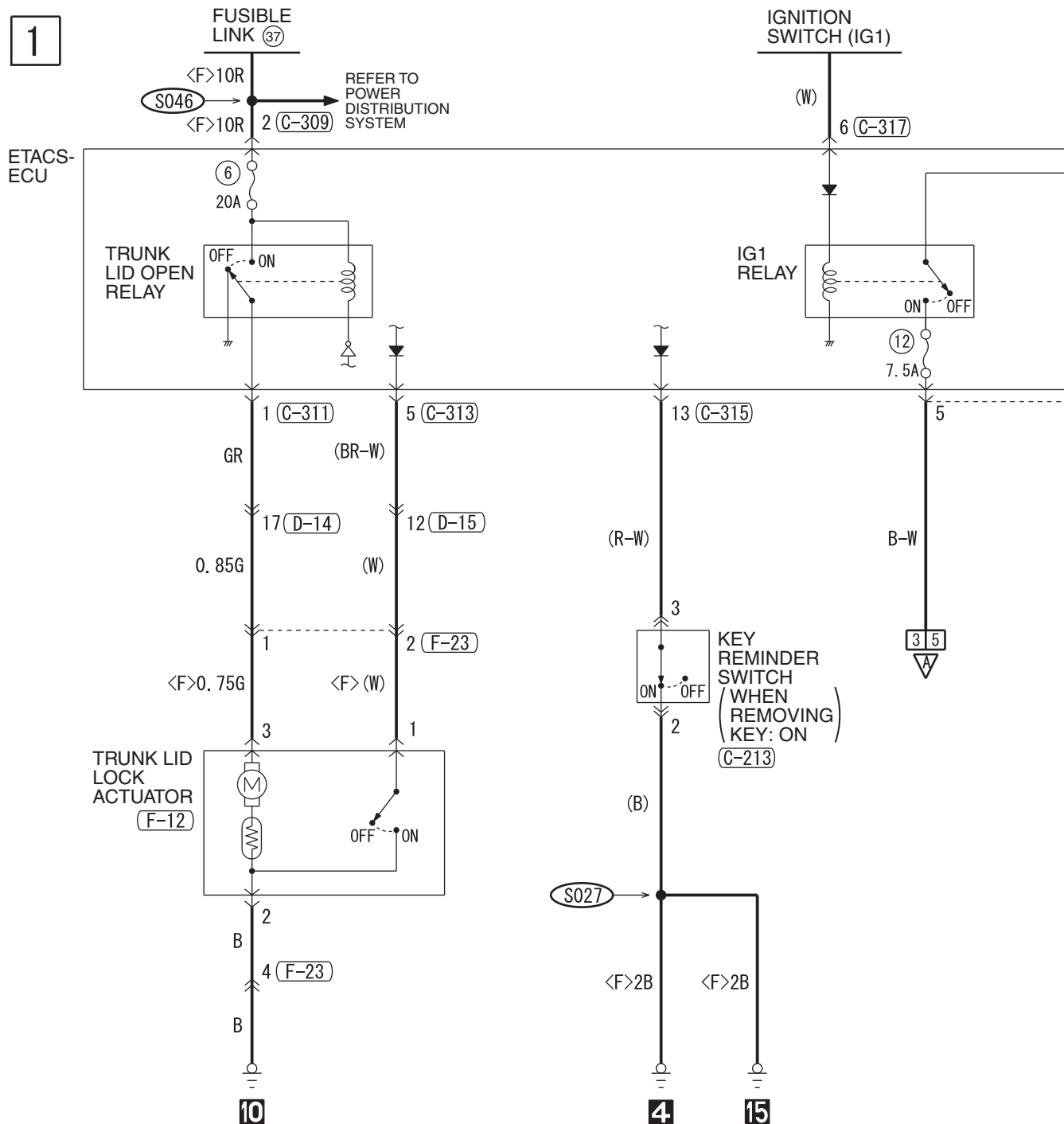


**WIRE COLOR CODE**  
 B : BLACK   LG : LIGHT GREEN   G : GREEN   L : BLUE   W : WHITE   Y : YELLOW   SB : SKY BLUE  
 BR : BROWN   O : ORANGE   GR : GRAY   R : RED   P : PINK   V : VIOLET   PU : PURPLE   SI : SILVER

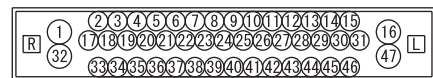
HAH11M02EB

## TRUNK LID OPENER

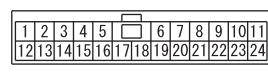
M1901005000531



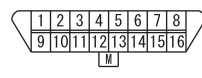
A-51



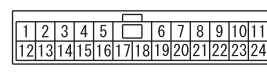
C-05



C-34 FRONT SIDE

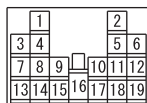


C-124



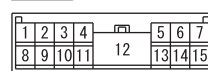
C-315

MU801890



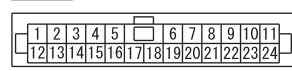
C-317

MU801890



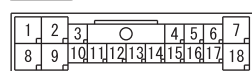
D-14

MU801890



D-15

MU801890



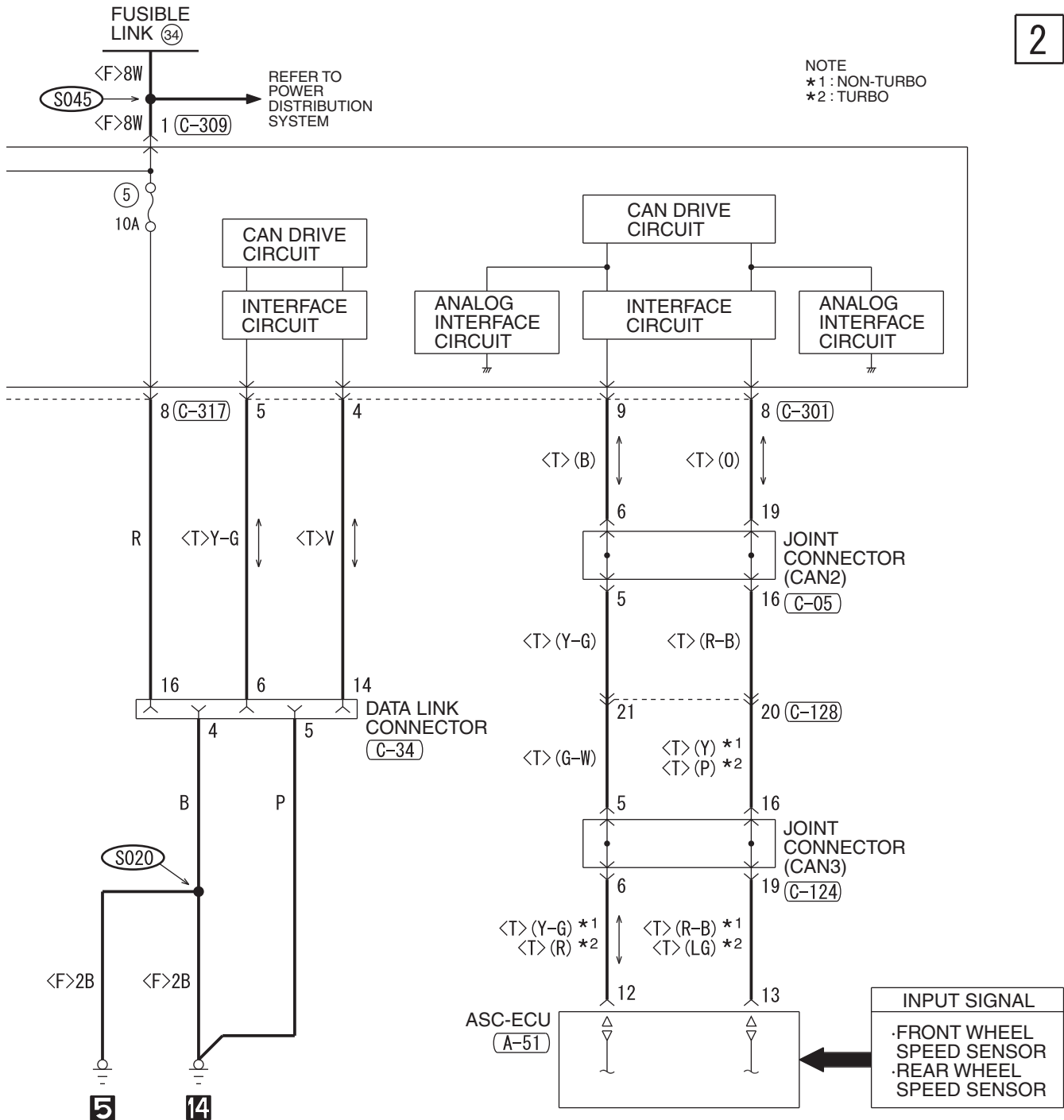
F-12

MU801685



HAH11M03AA

2



(C-128)

1	2	3	4	5	6	7	8	9	10	11	12	13	14	15	16	17	18	19	20	21	22
---	---	---	---	---	---	---	---	---	----	----	----	----	----	----	----	----	----	----	----	----	----

(C-213)

1	2	3	4	5	6	7	8	9	10	11	12
---	---	---	---	---	---	---	---	---	----	----	----

(C-301)

1	2	3	4	5	6	7	8	9	10	11	12	13	14	15	16	17	18	19	20	21	22	23	24
---	---	---	---	---	---	---	---	---	----	----	----	----	----	----	----	----	----	----	----	----	----	----	----

(C-309)

1	2
---	---

(C-311)

1	2	3	4	5	6	7	8	9	10	11	12	13	14	15	16	17	18	19	20
---	---	---	---	---	---	---	---	---	----	----	----	----	----	----	----	----	----	----	----

(C-313)

1	2	3	4	5	6	7	8	9	10	11	12	13	14	15	16
---	---	---	---	---	---	---	---	---	----	----	----	----	----	----	----

(F-23)

1	2	3	4	5	6	7	8	9	10
---	---	---	---	---	---	---	---	---	----

WIRE COLOR CODE

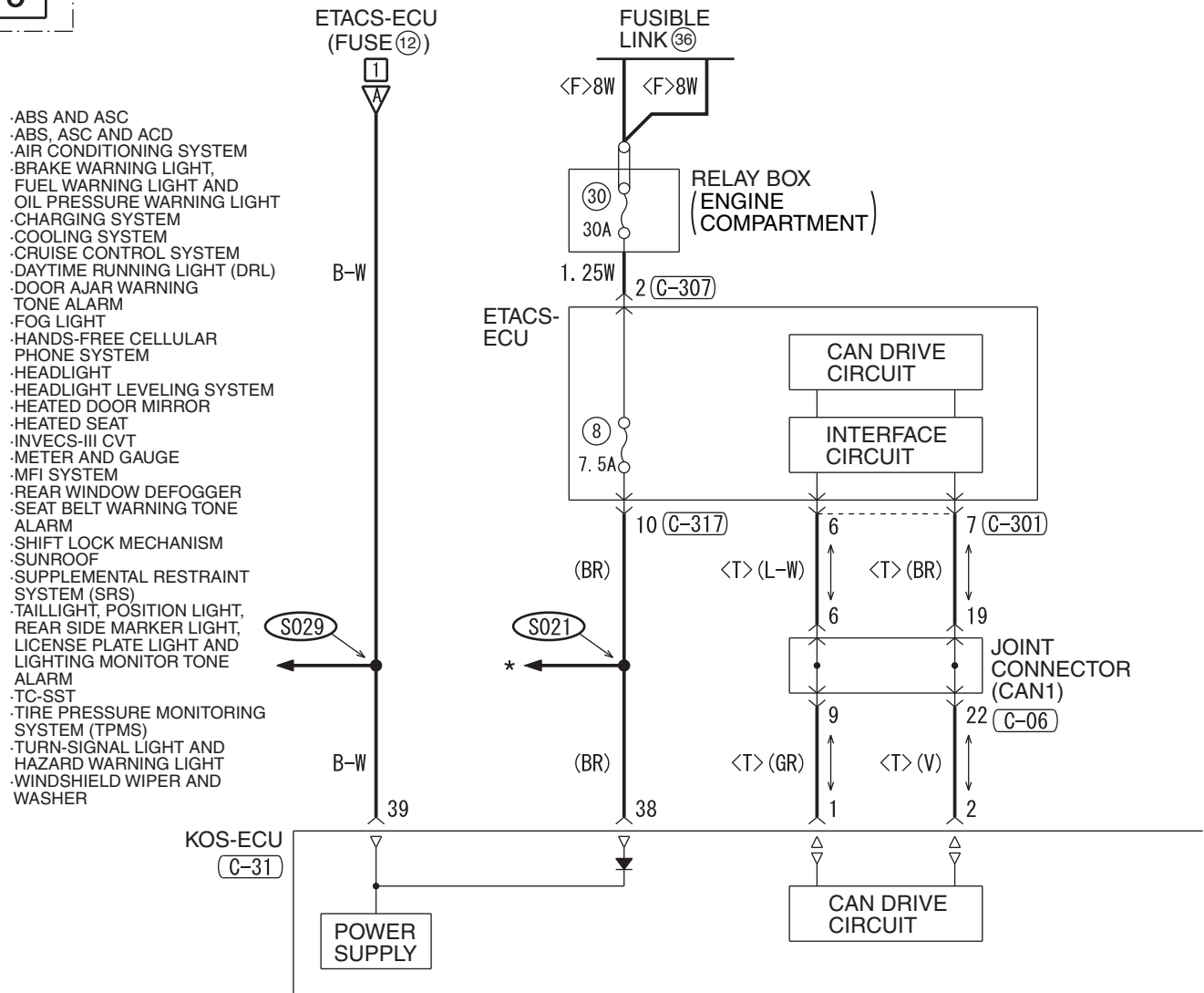
B: BLACK LG: LIGHT GREEN G: GREEN L: BLUE W: WHITE  
Y: YELLOW SB: SKY BLUE BR: BROWN O: ORANGE GR: GRAY  
R: RED P: PINK V: VIOLET PU: PURPLE SI: SILVER

HAH11M03AB

## TRUNK LID OPENER (CONTINUED)

3

&lt;VEHICLES WITH KOS&gt;



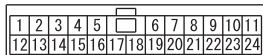
## NOTE

\* : AIR CONDITIONING SYSTEM  
 · AUDIO SYSTEM  
 · BRAKE WARNING LIGHT,  
 FUEL WARNING LIGHT AND  
 OIL PRESSURE WARNING LIGHT  
 · DAYTIME RUNNING LIGHT (DRL)  
 · DOME LIGHT, LUGGAGE  
 COMPARTMENT LIGHT  
 AND IGNITION KEY HOLE  
 ILLUMINATION LIGHT  
 · FOG LIGHT  
 · HEADLIGHT

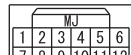
· HEATED SEAT  
 · HEATER  
 · IGNITION KEY REMINDER  
 TONE ALARM  
 · <VEHICLES WITH KOS>  
 KEYLESS OPERATING  
 SYSTEM (KOS)  
 · METER AND GAUGE  
 · MITSUBISHI  
 MULTI-COMMUNICATION  
 SYSTEM (MMCS)

· PARKING BRAKE  
 REMINDER TONE ALARM  
 · TAILLIGHT, POSITION LIGHT,  
 REAR SIDE MARKER LIGHT,  
 LICENSE PLATE LIGHT AND  
 LIGHTING MONITOR TONE  
 ALARM  
 · TURN-SIGNAL LIGHT AND  
 HAZARD WARNING LIGHT  
 · WINDSHIELD WIPER AND  
 WASHER

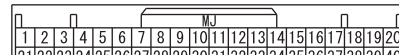
C-06



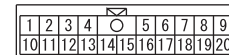
C-10



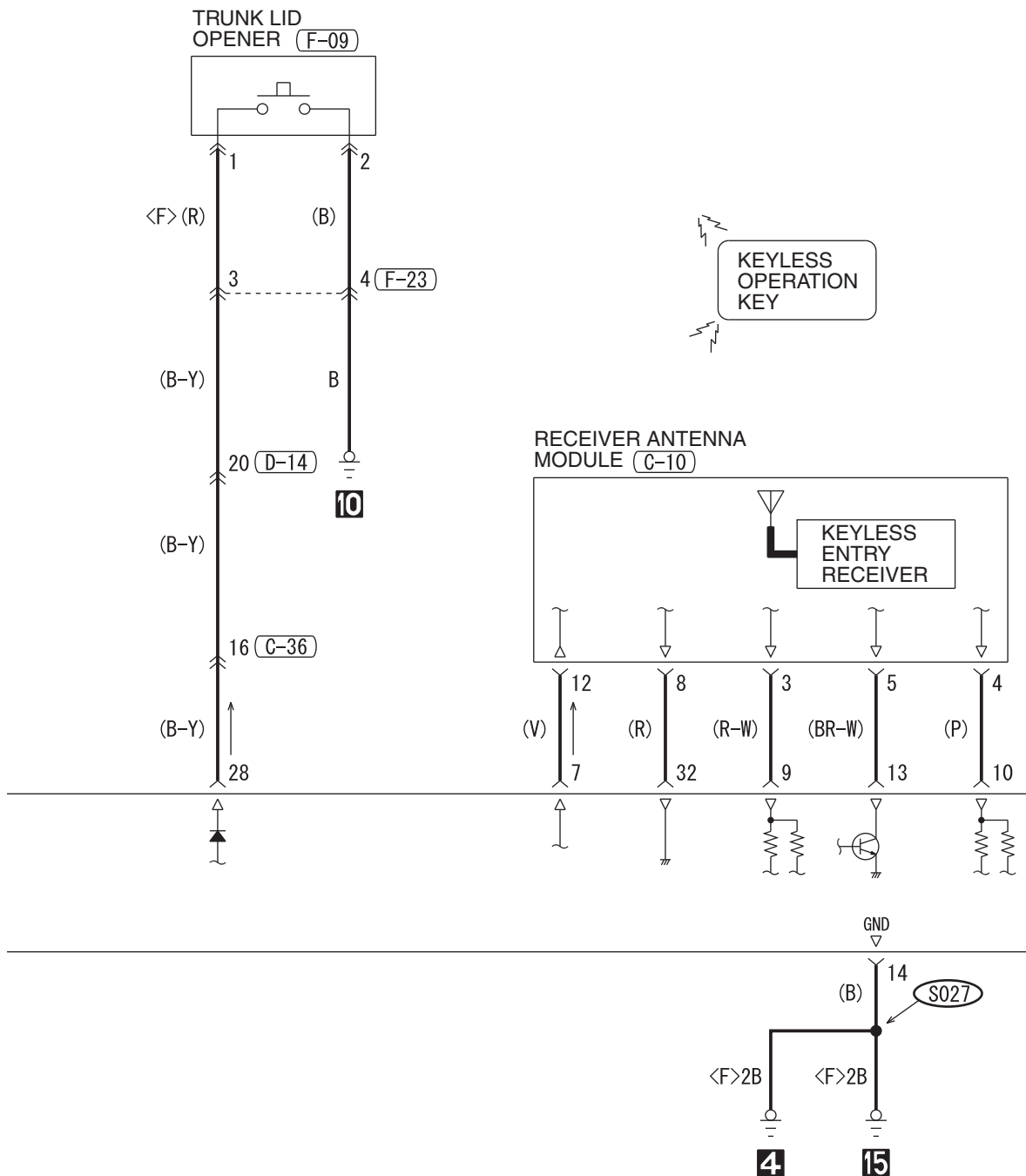
C-31



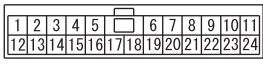
C-36



4



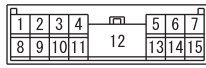
(C-301)



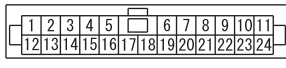
(C-307)



(C-317)



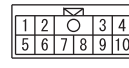
(D-14)



(F-09)



(F-23)



# WIRE COLOR CODE

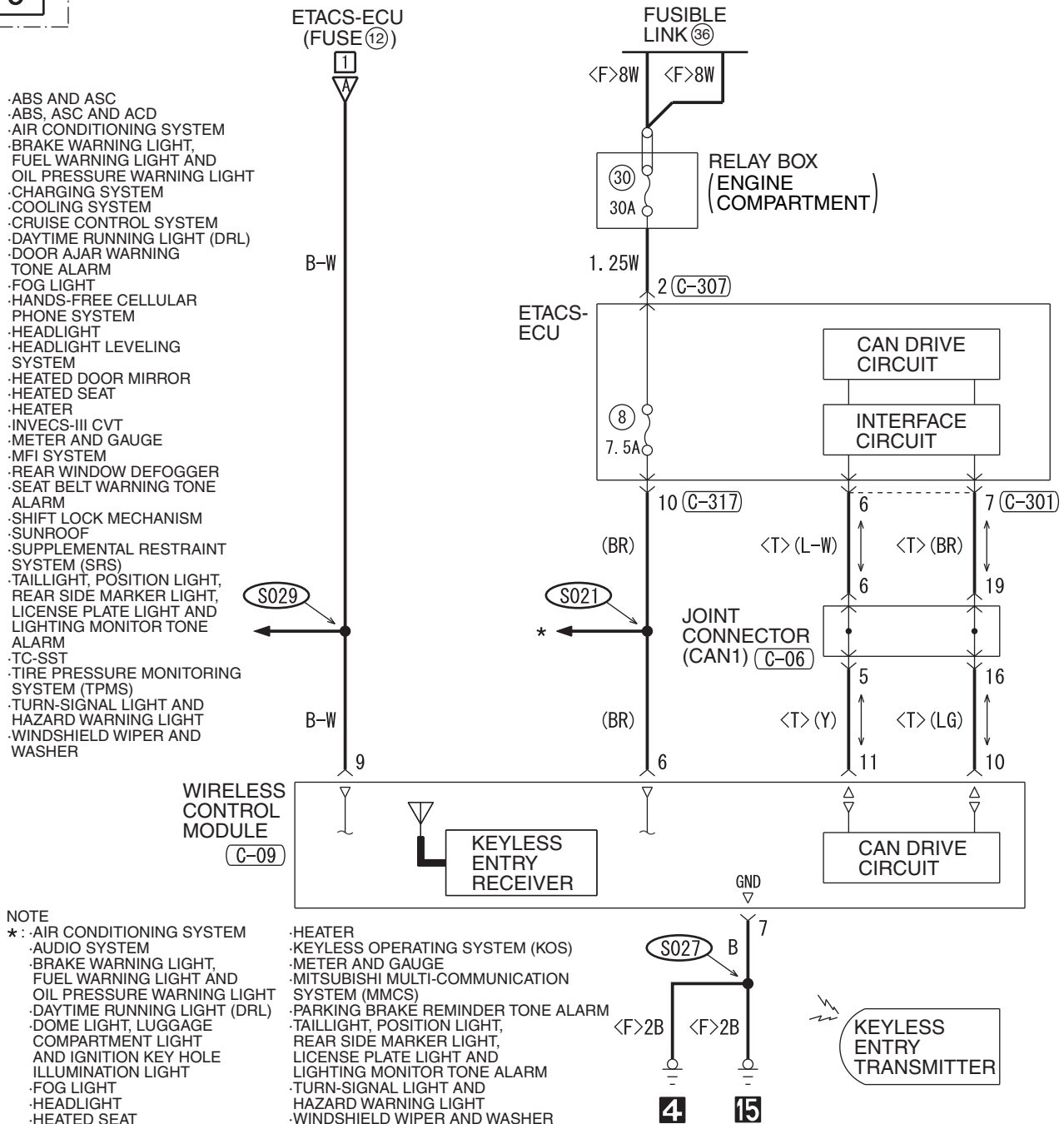
B: BLACK LG: LIGHT GREEN G: GREEN L: BLUE W: WHITE Y: YELLOW SB: SKY BLUE  
BR: BROWN O: ORANGE GR: GRAY R: RED P: PINK V: VIOLET PU: PURPLE SI: SILVER

HAH11M03BB

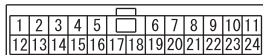
## TRUNK LID OPENER (CONTINUED)

5

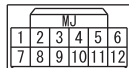
&lt;VEHICLES WITHOUT KOS&gt;



(C-06)



(C-09)



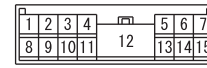
(C-301)



(C-307)



(C-317)



## WIRE COLOR CODE

B : BLACK LG : LIGHT GREEN G : GREEN L : BLUE W : WHITE Y : YELLOW SB : SKY BLUE  
 BR : BROWN O : ORANGE GR : GRAY R : RED P : PINK V : VIOLET PU : PURPLE SI : SILVER

HAH11M03CA

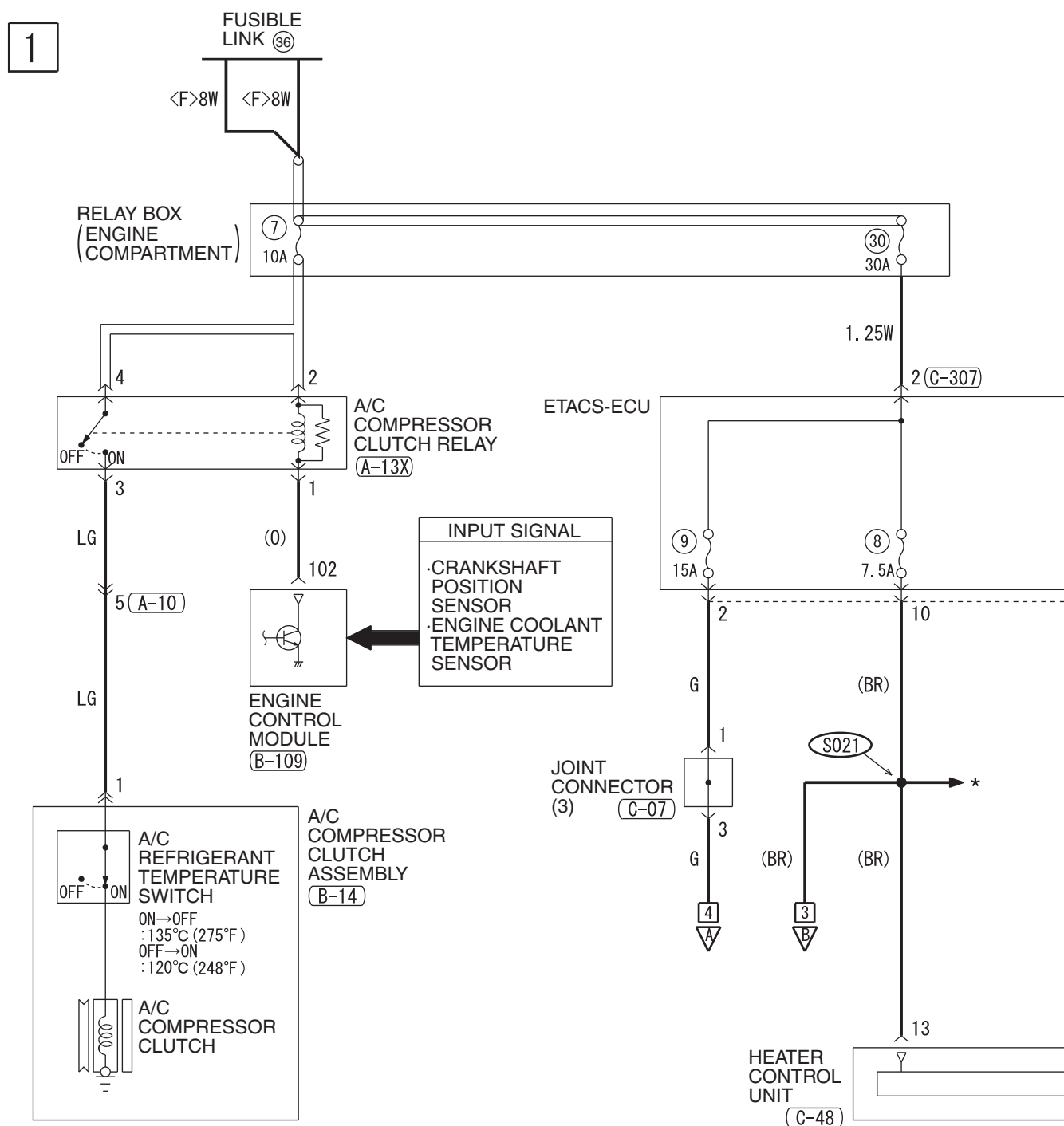


---

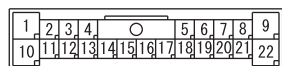
NOTES

## HEATER

M1901013301035



(A-10)



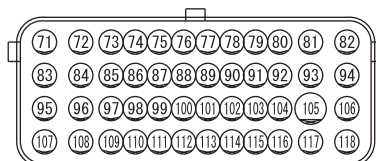
(A-13X)



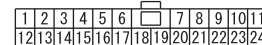
(B-14)



(B-109)

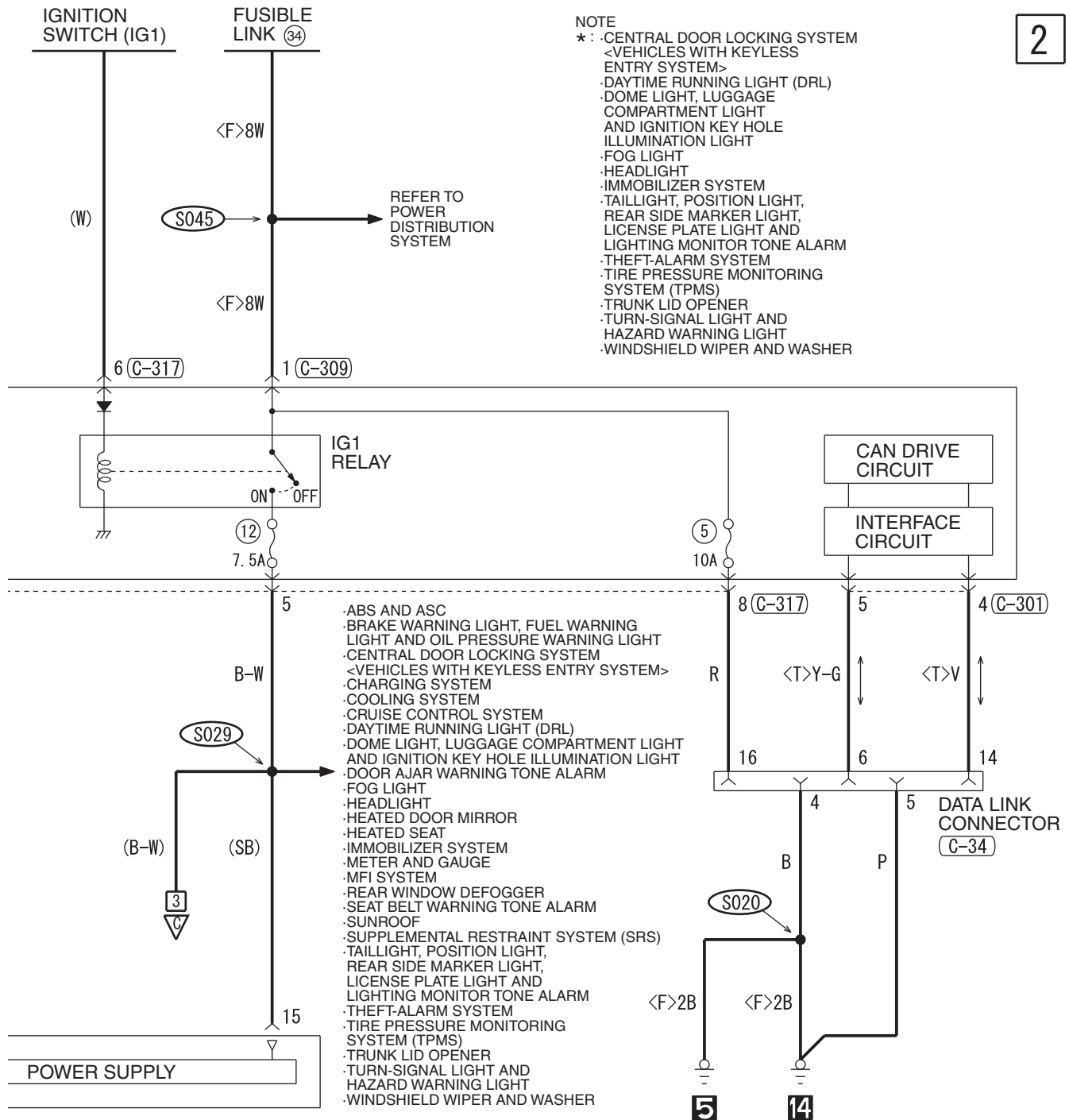


(C-07)

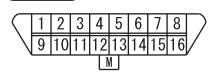


HAH12M00AA

2



(C-34) FRONT SIDE

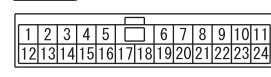


(C-48)

(MU801585)



(C-301)



(C-307)

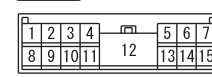
(MU801325)



(C-309)



(C-317)



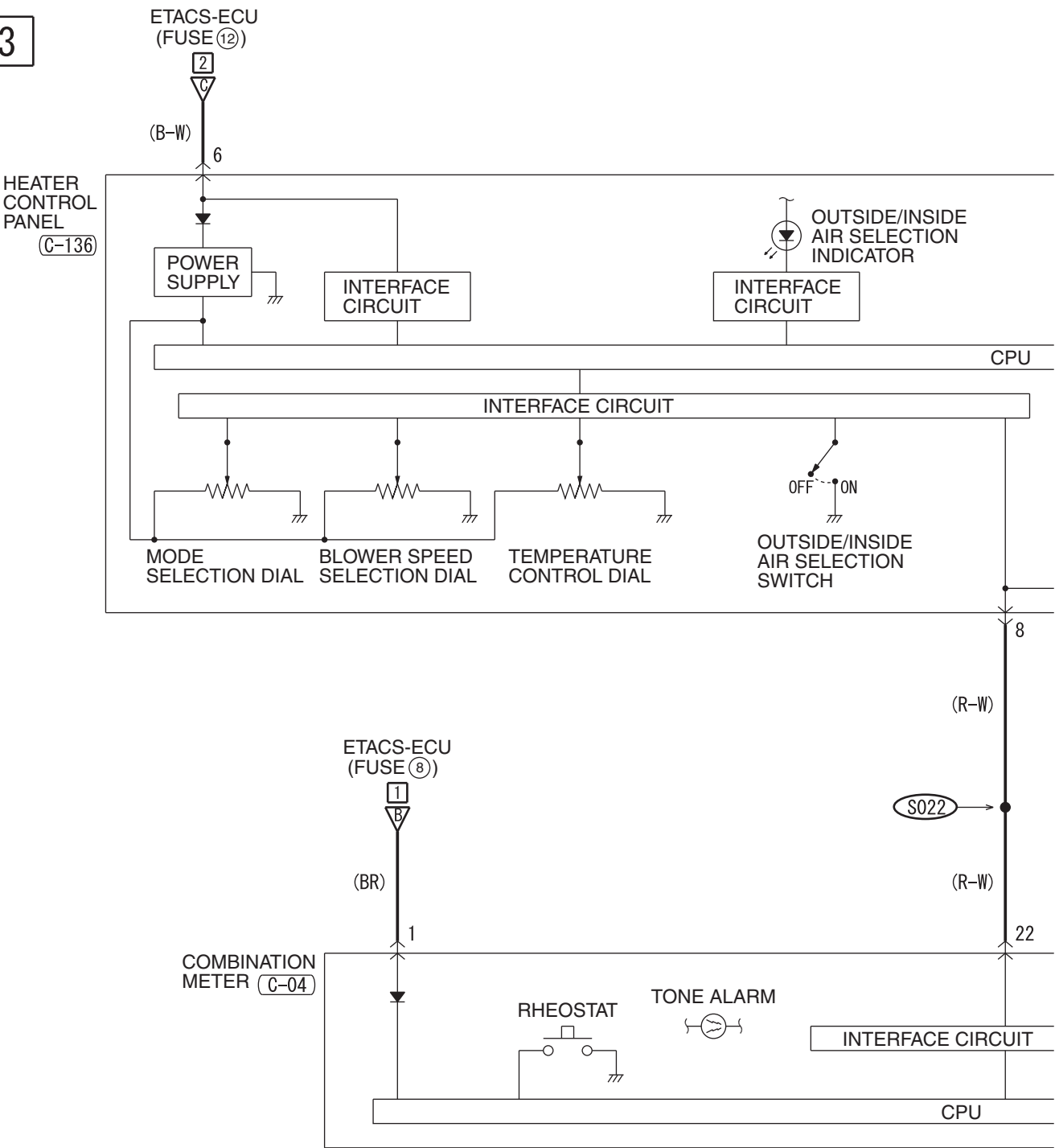
WIRE COLOR CODE

B : BLACK LG : LIGHT GREEN G : GREEN L : BLUE W : WHITE Y : YELLOW SB : SKY BLUE  
BR : BROWN O : ORANGE GR : GRAY R : RED P : PINK V : VIOLET PU : PURPLE SI : SILVER

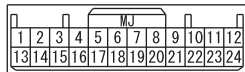
HAH12M00AB

HEATER (CONTINUED)

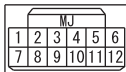
3



(C-04)



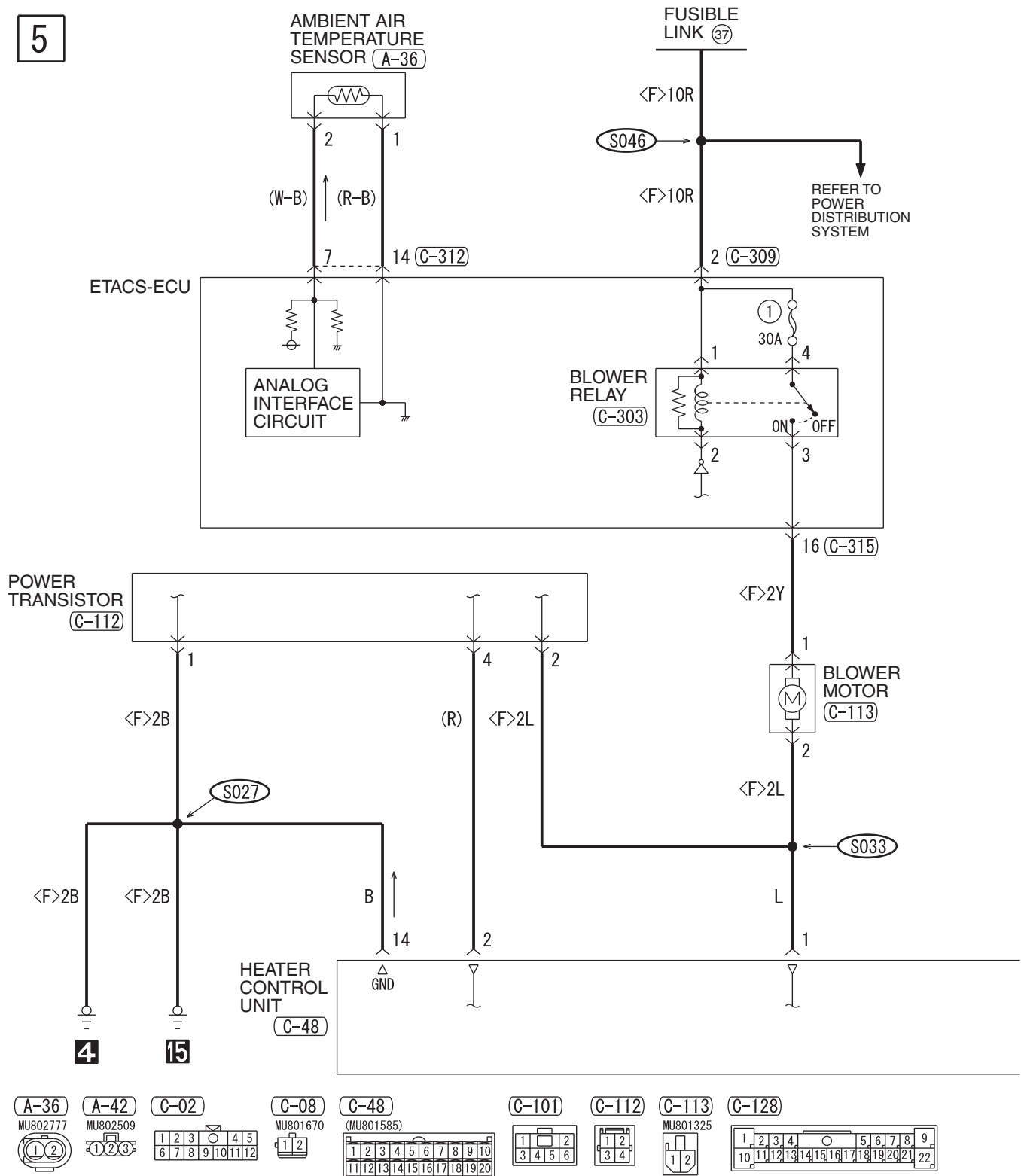
(C-136)



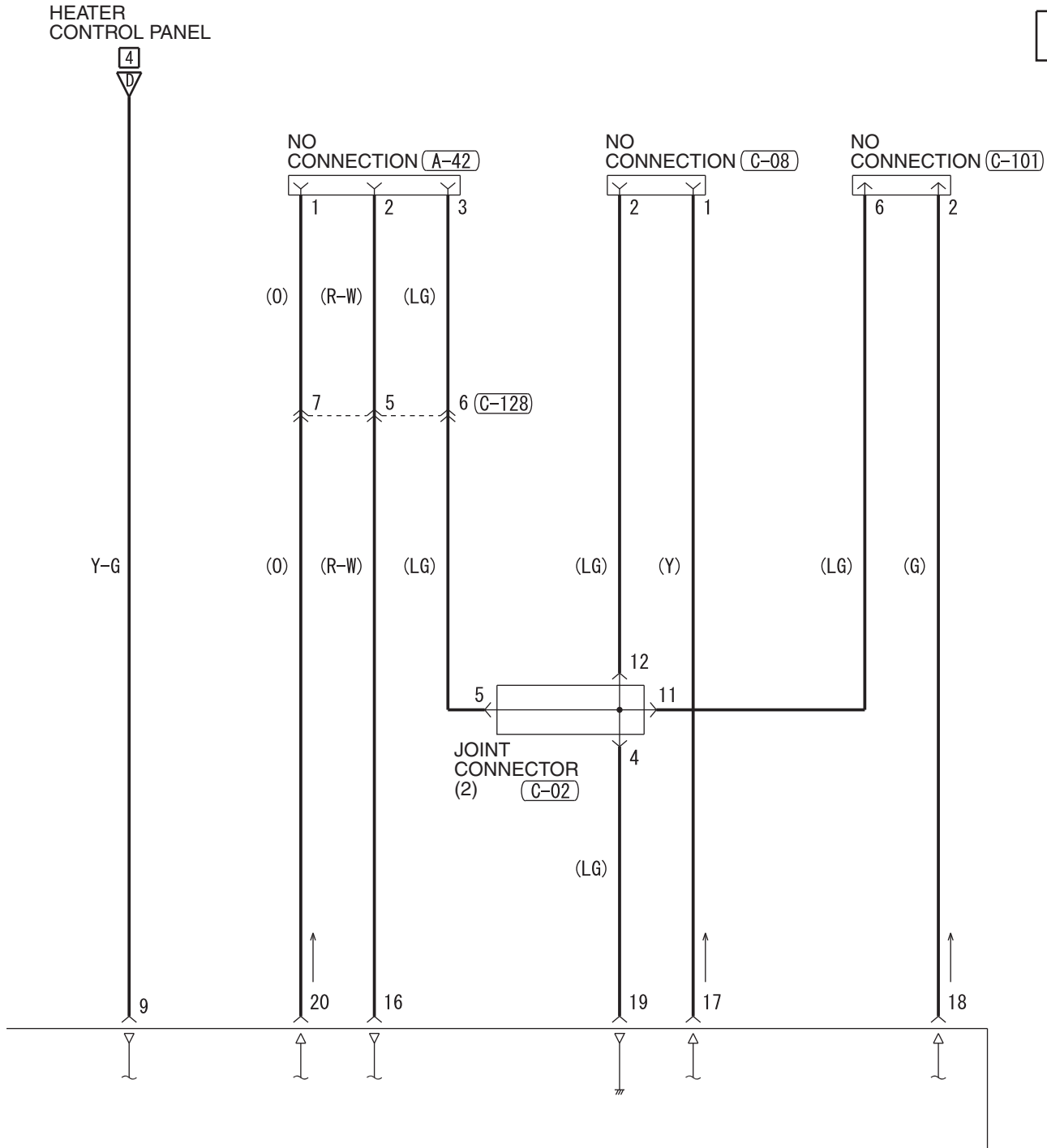


## HEATER (CONTINUED)

5



6



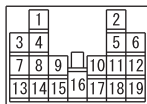
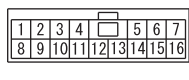
(C-303)

(C-309)

(C-312)

(C-315)

MU801890

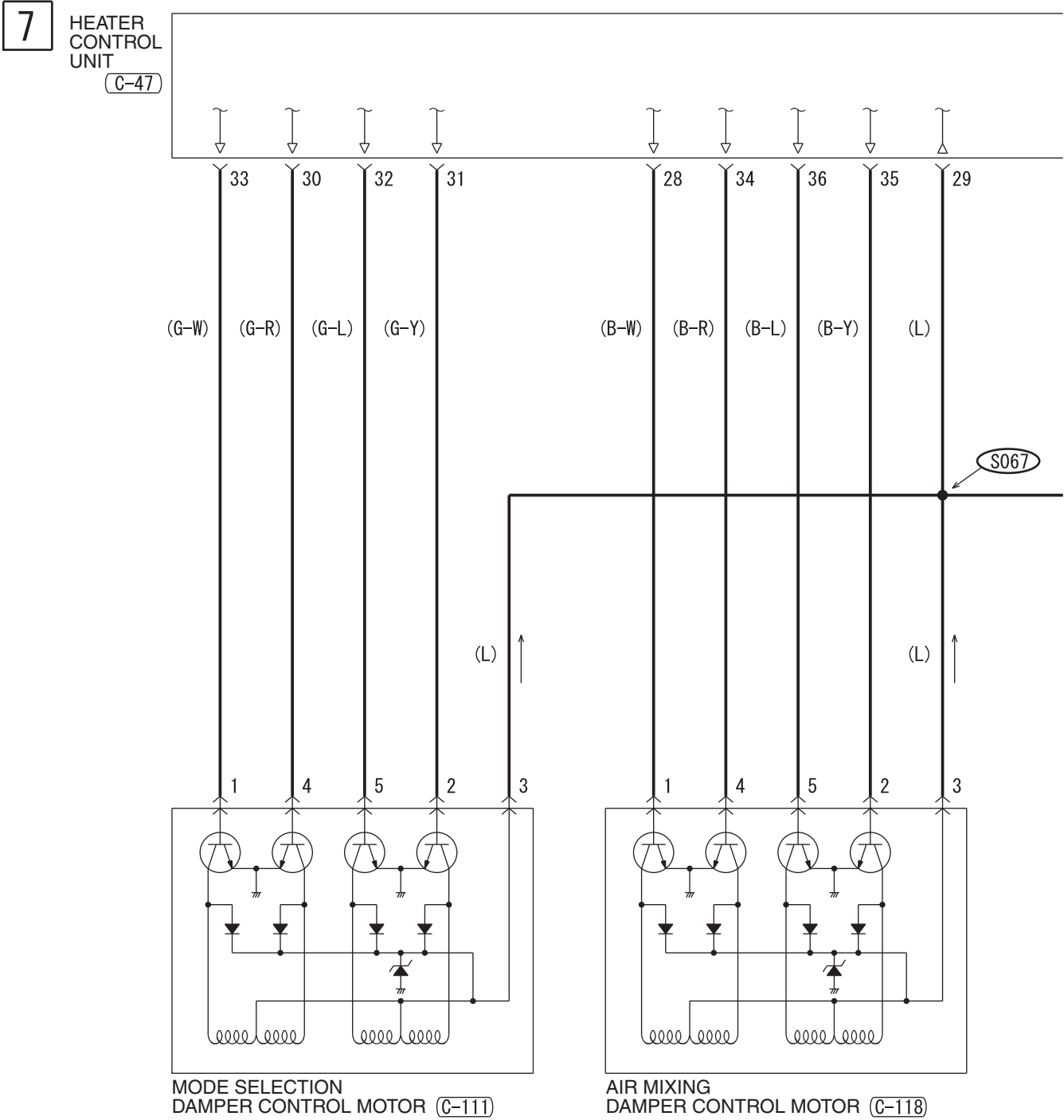


WIRE COLOR CODE

B : BLACK LG : LIGHT GREEN G : GREEN L : BLUE W : WHITE Y : YELLOW SB : SKY BLUE  
BR : BROWN O : ORANGE GR : GRAY R : RED P : PINK V : VIOLET PU : PURPLE SI : SILVER

HAH12M00CB

HEATER (CONTINUED)



(C-47)

(MU801584)

21	22	23	24	25	26	27	28
29	30	31	32	33	34	35	36

(C-109)

1	2	3	4	5
---	---	---	---	---

(C-111)

1	2	3	4	5
---	---	---	---	---

(C-118)

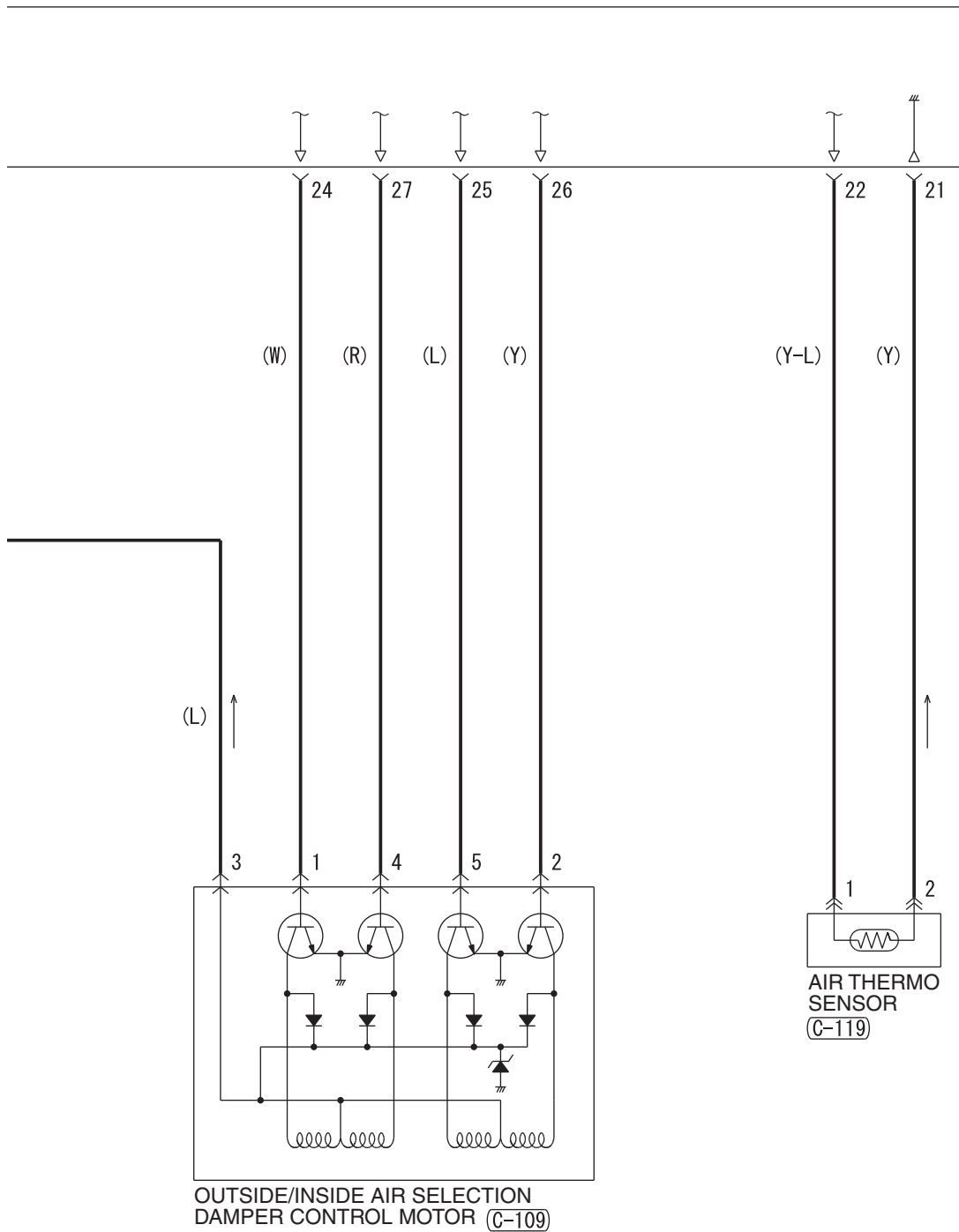
1	2	3	4	5
---	---	---	---	---

(C-119)

1	2
---	---



8



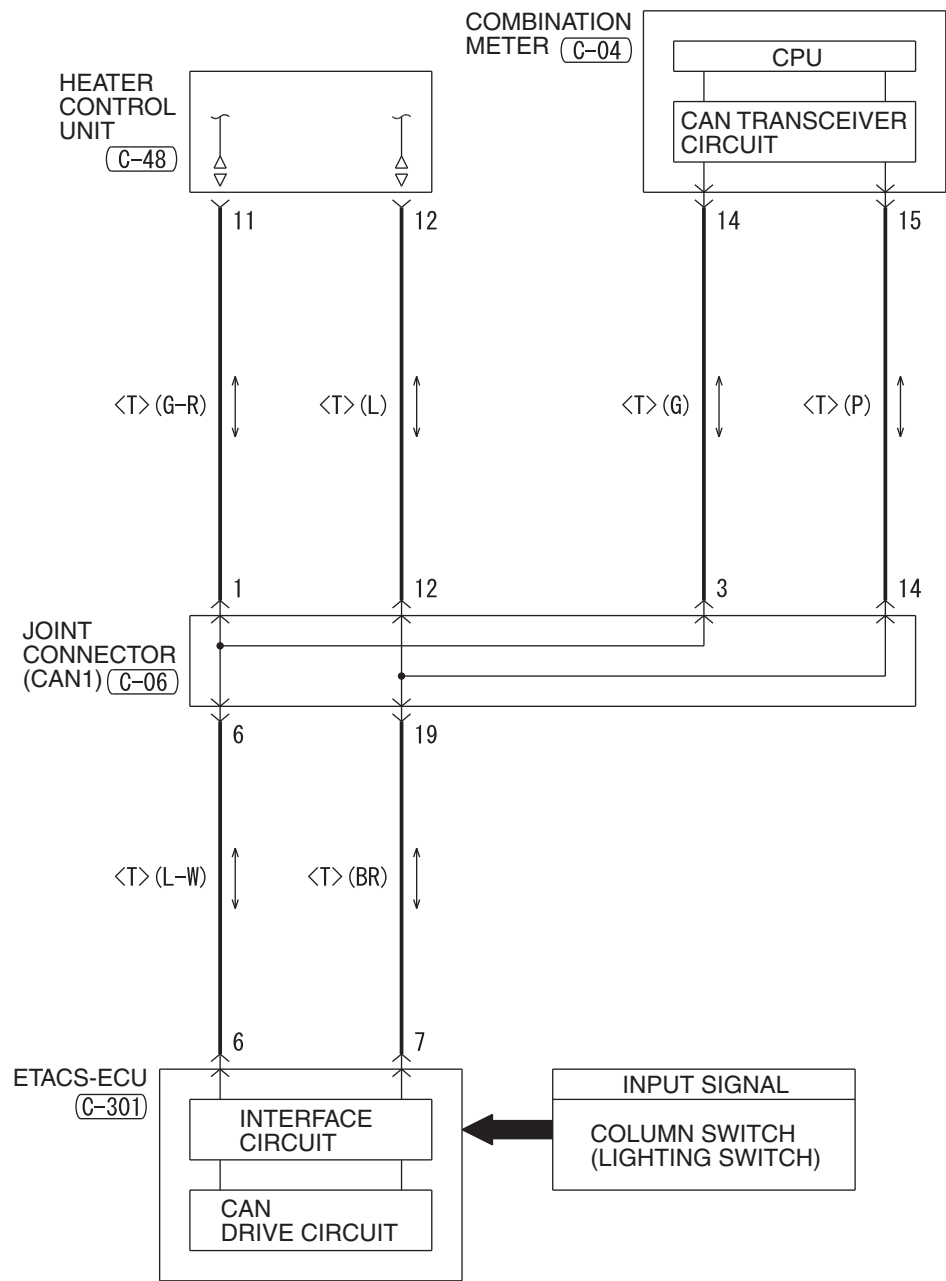
WIRE COLOR CODE

B : BLACK LG : LIGHT GREEN G : GREEN L : BLUE W : WHITE Y : YELLOW SB : SKY BLUE  
BR : BROWN O : ORANGE GR : GRAY R : RED P : PINK V : VIOLET PU : PURPLE SI : SILVER

HAH12M00DB

HEATER (CONTINUED)

9



(C-04)

1	2	3	4	5	6	7	8	9	10	11	12
13	14	15	16	17	18	19	20	21	22	23	24

(C-06)

1	2	3	4	5	6	7	8	9	10	11
12	13	14	15	16	17	18	19	20	21	22
23	24									

(C-48)

1	2	3	4	5	6	7	8	9	10
11	12	13	14	15	16	17	18	19	20

(C-301)

1	2	3	4	5	6	7	8	9	10	11
12	13	14	15	16	17	18	19	20	21	22
23	24									

WIRE COLOR CODE  
B : BLACK   LG : LIGHT GREEN   G : GREEN   L : BLUE   W : WHITE   Y : YELLOW   SB : SKY BLUE  
BR : BROWN   O : ORANGE   GR : GRAY   R : RED   P : PINK   V : VIOLET   PU : PURPLE   SI : SILVER

HAH12M00EA

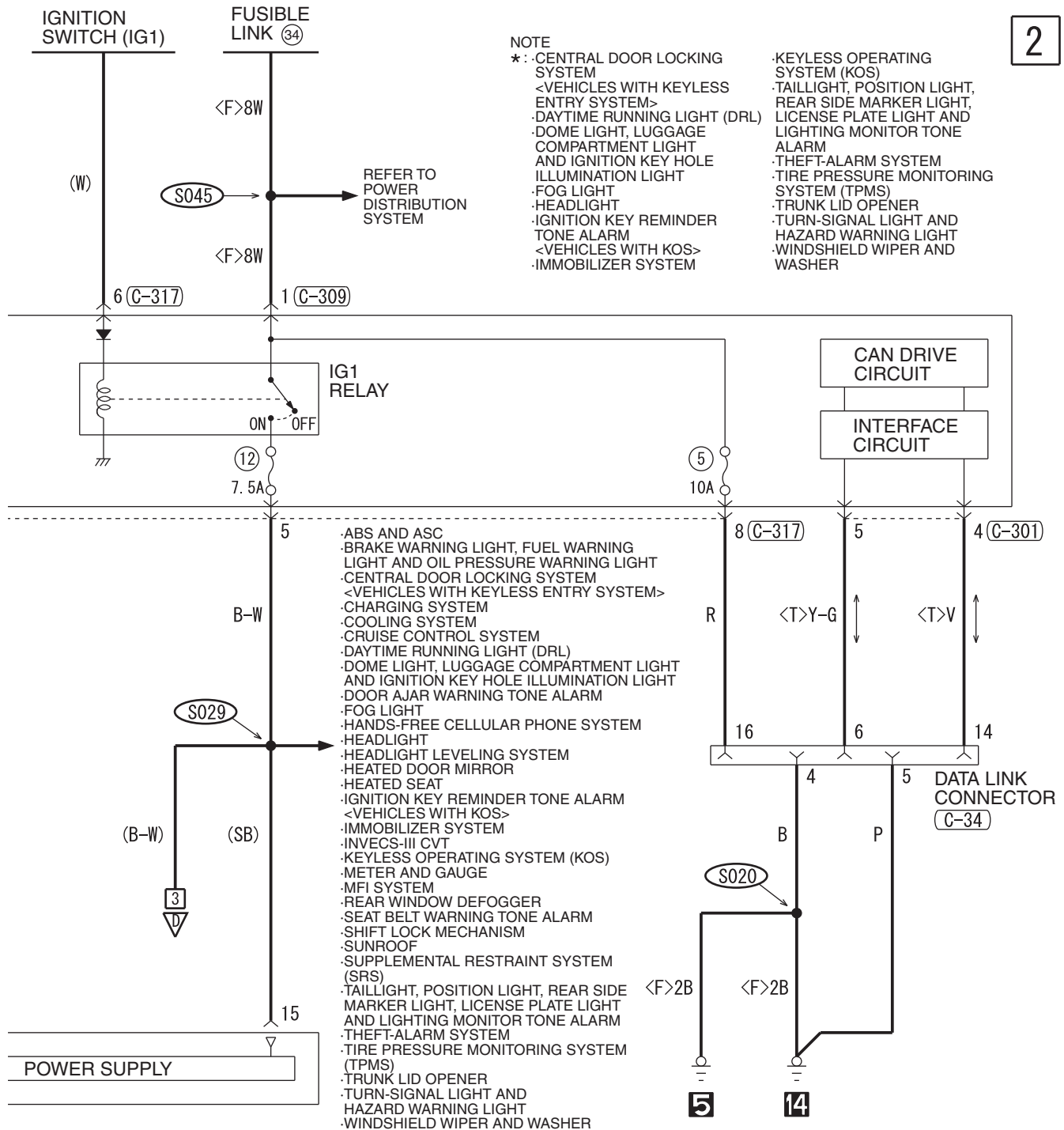
---

NOTES

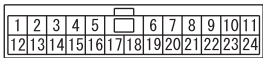
## M1901032100565



**2**



(C-301)



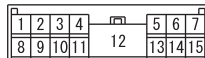
(C-307)



(C-309)



(C-317)



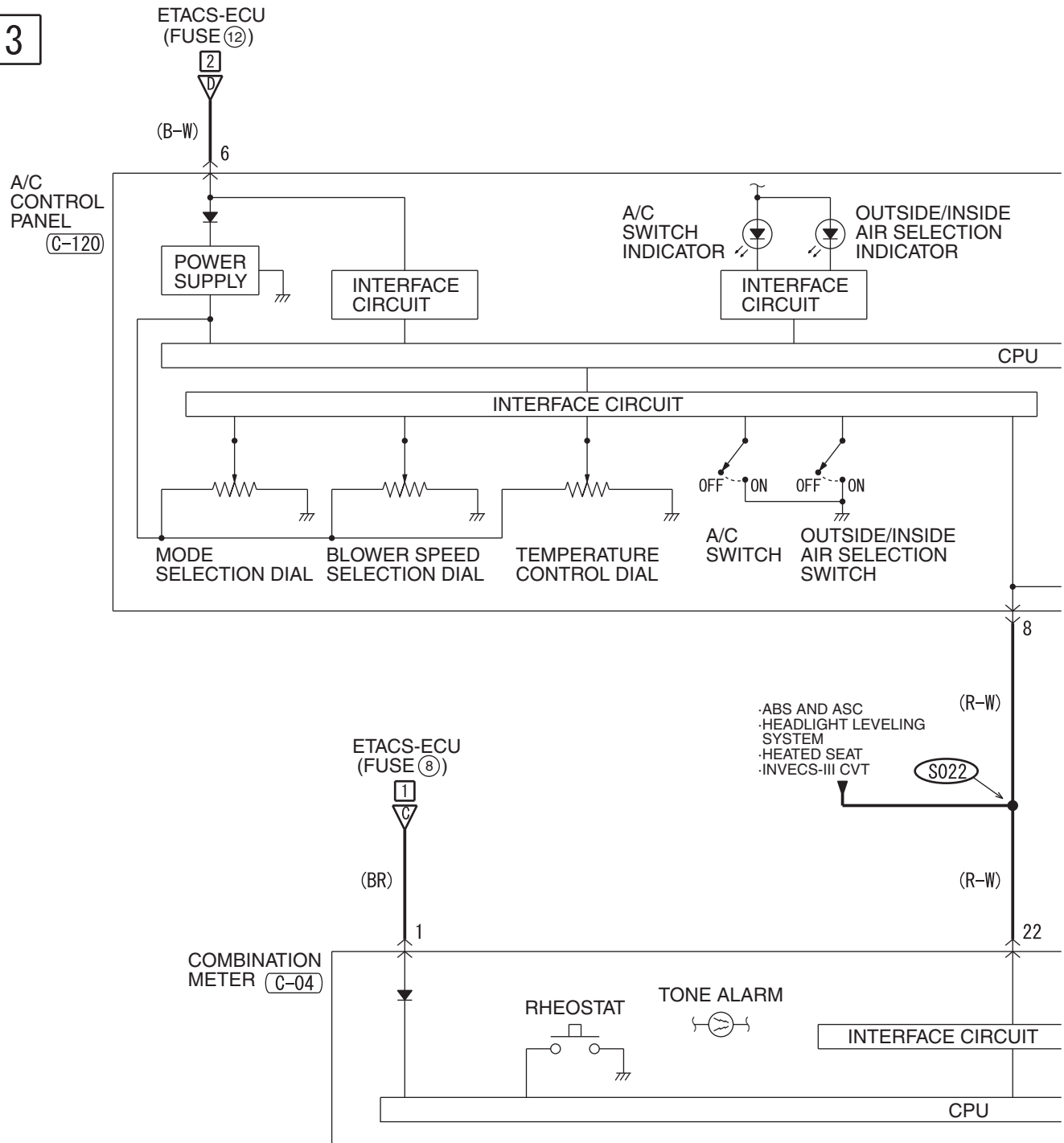
**WIRE COLOR CODE**

B : BLACK LG : LIGHT GREEN G : GREEN L : BLUE W : WHITE Y : YELLOW SB : SKY BLUE  
 BR : BROWN O : ORANGE GR : GRAY R : RED P : PINK V : VIOLET PU : PURPLE SI : SILVER

HAH12M01AB

## AIR CONDITIONING SYSTEM &lt;NON-TURBO&gt; (CONTINUED)

3



C-04

1	2	3	4	5	6	7	8	9	10	11	12
13	14	15	16	17	18	19	20	21	22	23	24

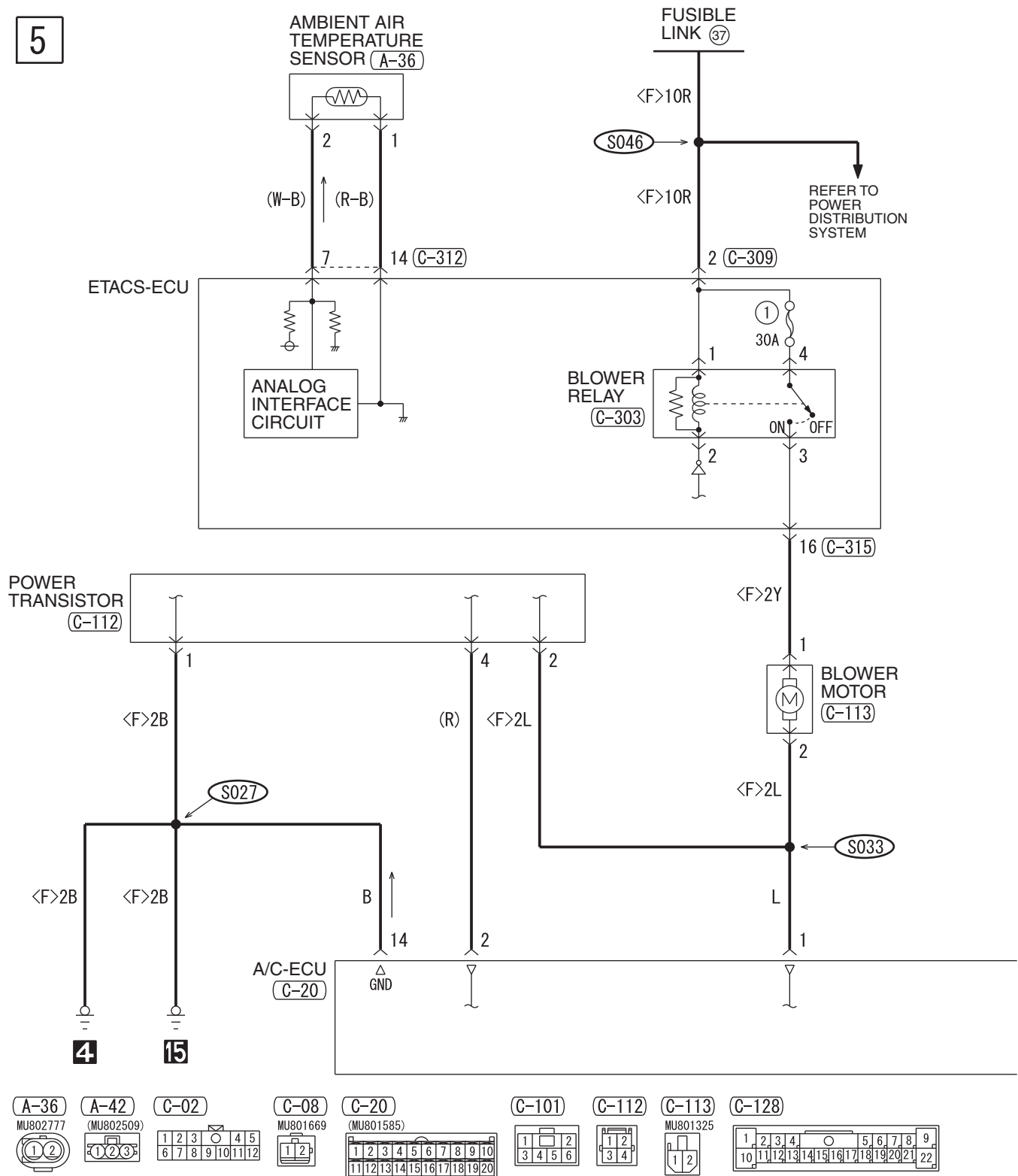
C-120

1	2	3	4	5	6
7	8	9	10	11	12



## AIR CONDITIONING SYSTEM &lt;NON-TURBO&gt; (CONTINUED)

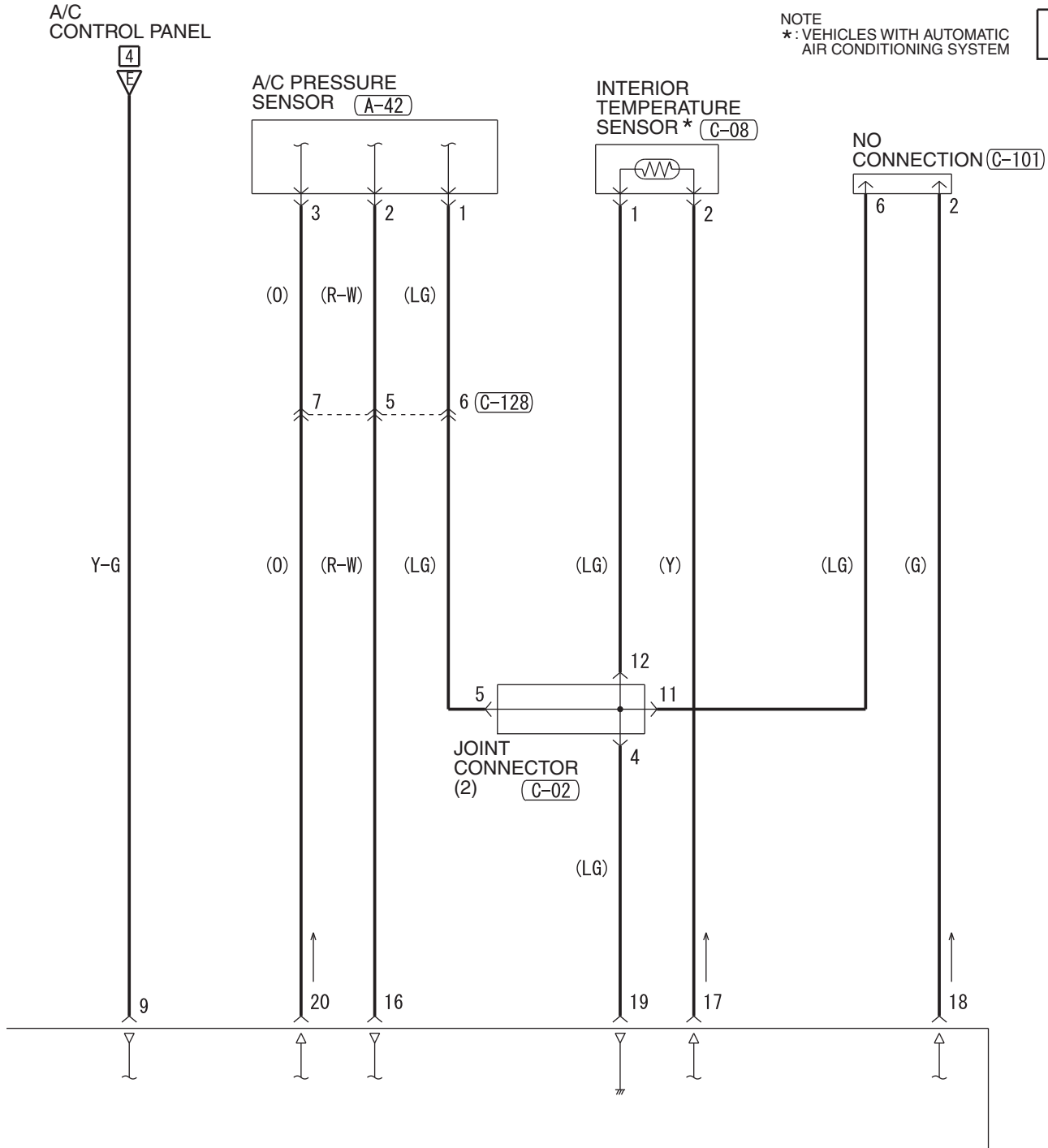
5





**6**

NOTE  
 \*: VEHICLES WITH AUTOMATIC  
 AIR CONDITIONING SYSTEM



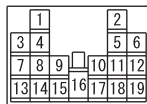
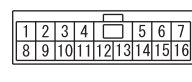
(C-303)

(C-309)

(C-312)

(C-315)

MU801890

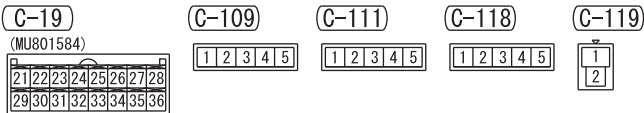
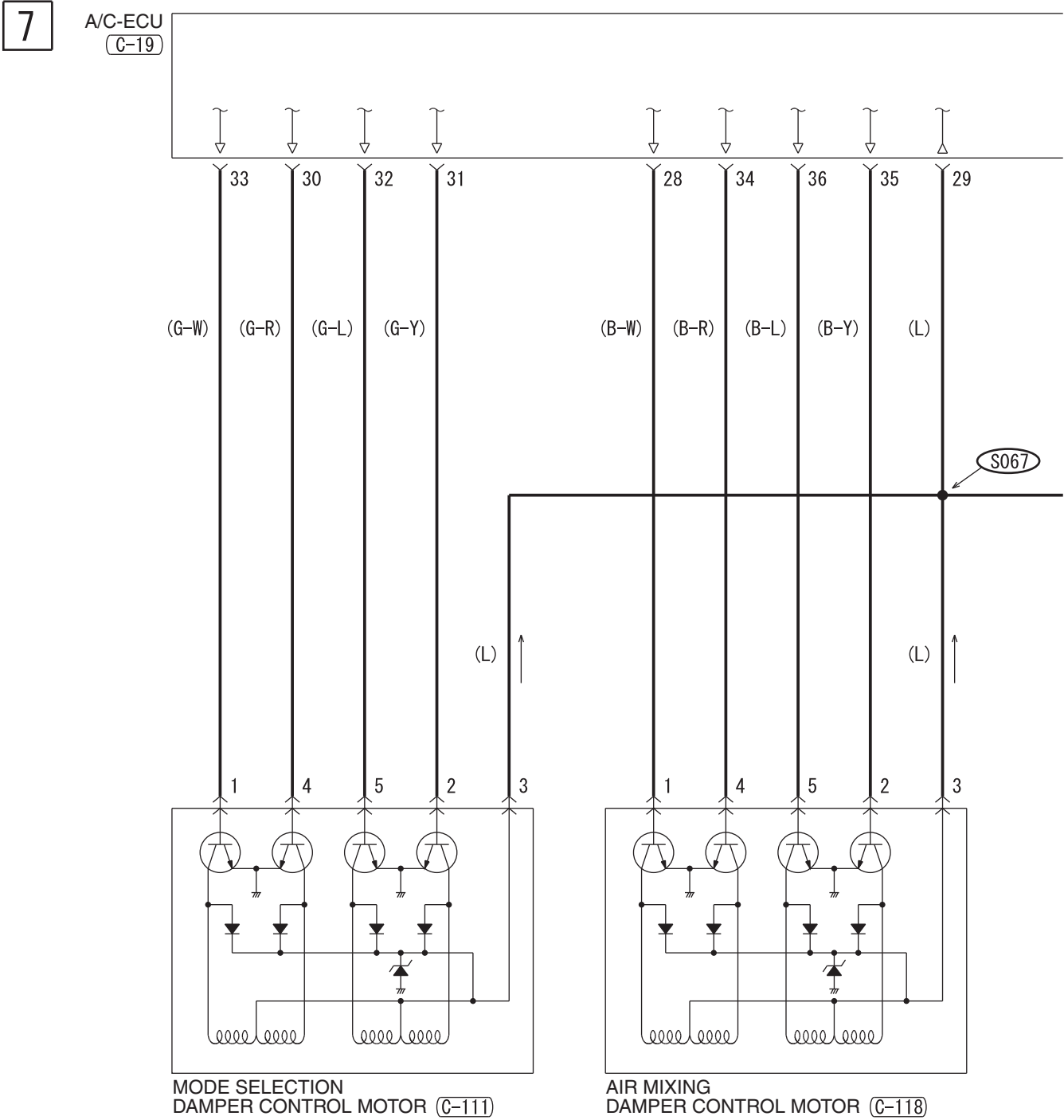


**WIRE COLOR CODE**

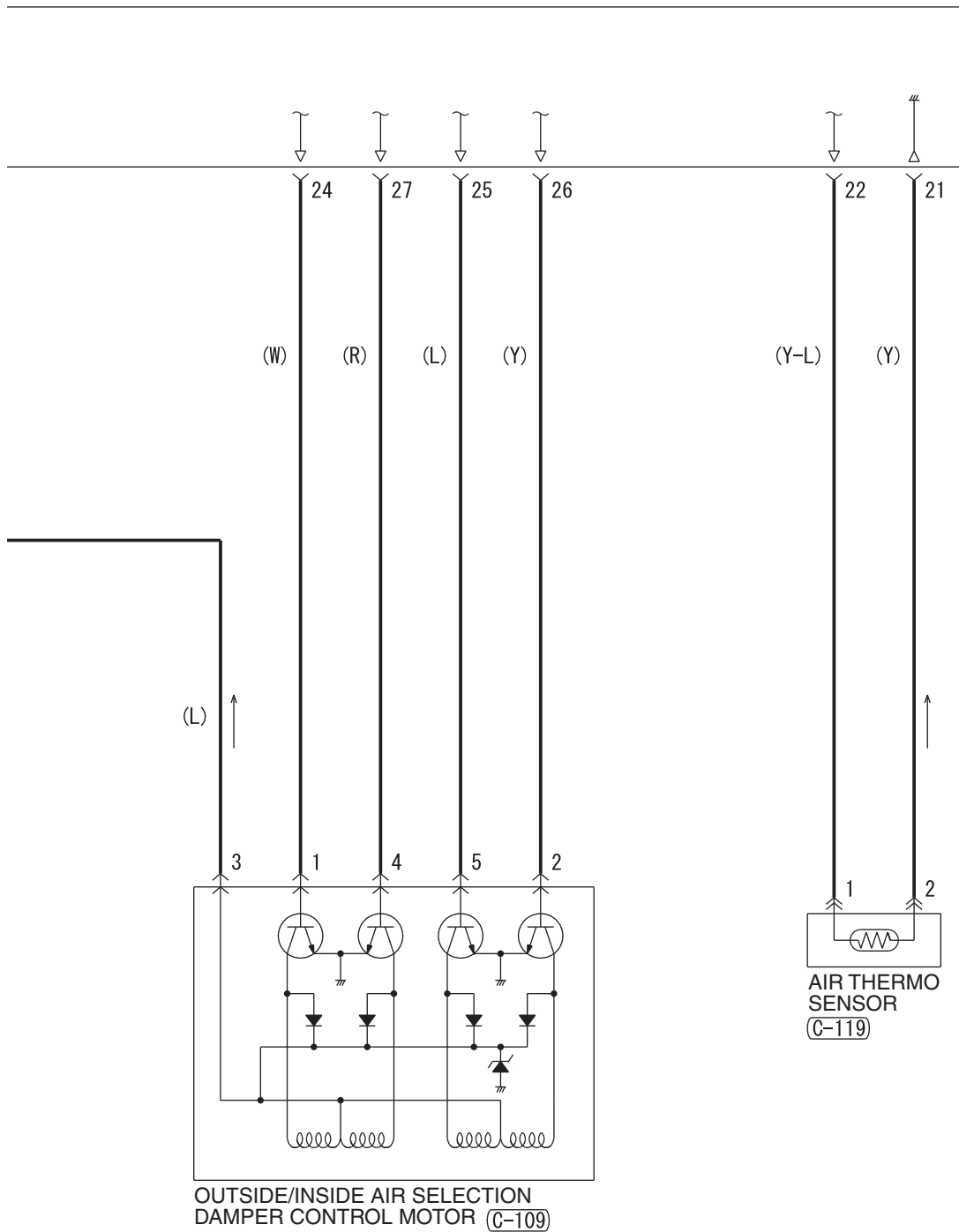
B : BLACK LG : LIGHT GREEN G : GREEN L : BLUE W : WHITE Y : YELLOW SB : SKY BLUE  
 BR : BROWN O : ORANGE GR : GRAY R : RED P : PINK V : VIOLET PU : PURPLE SI : SILVER

HAH12M01CB

AIR CONDITIONING SYSTEM <NON-TURBO> (CONTINUED)



8



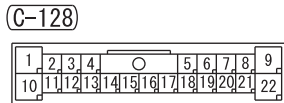
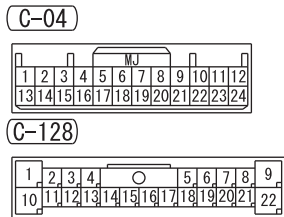
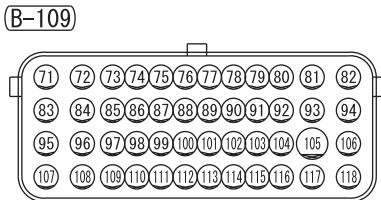
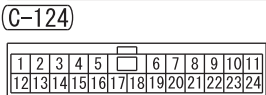

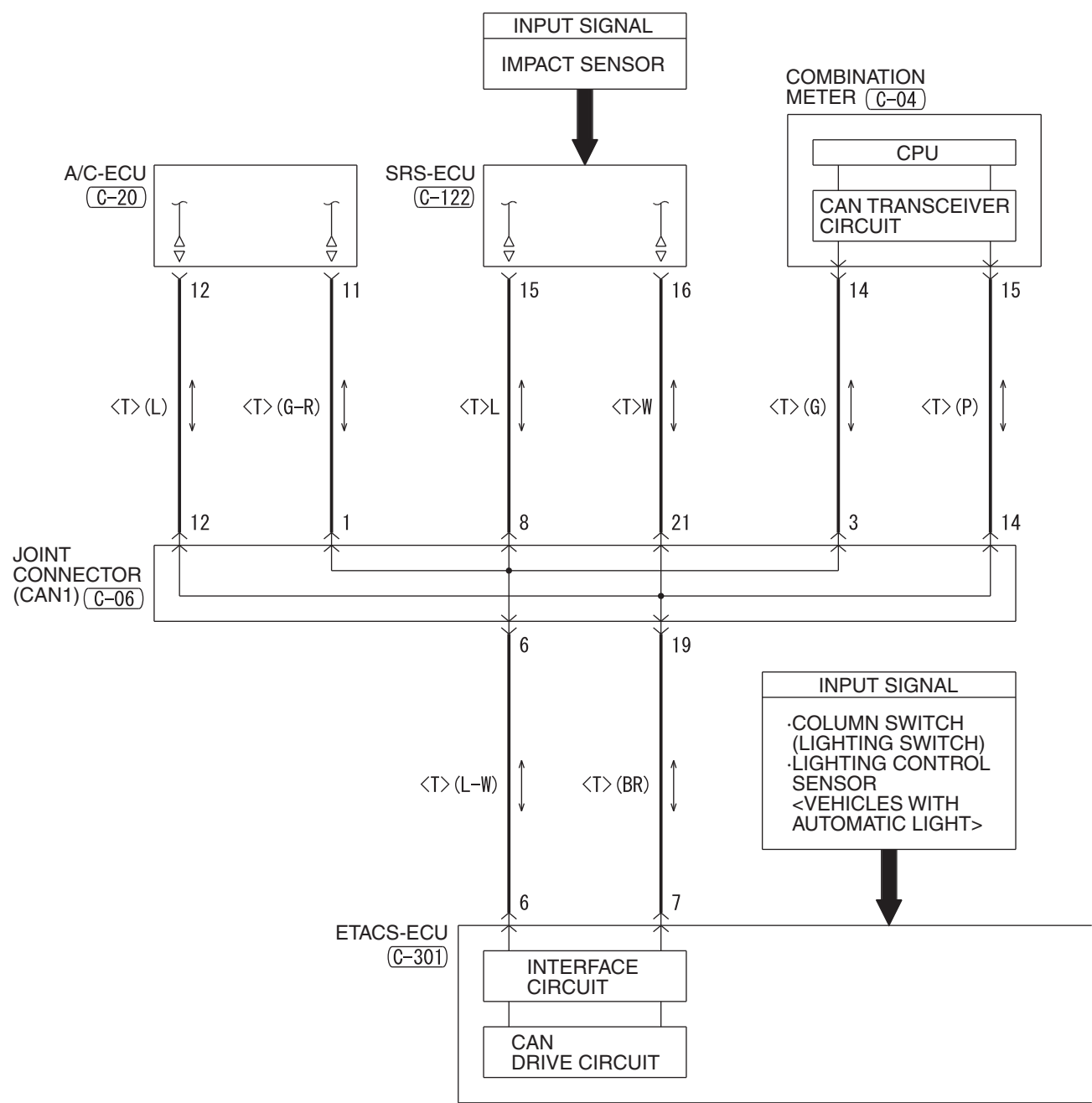
WIRE COLOR CODE

B : BLACK LG : LIGHT GREEN G : GREEN L : BLUE W : WHITE Y : YELLOW SB : SKY BLUE  
BR : BROWN O : ORANGE GR : GRAY R : RED P : PINK V : VIOLET PU : PURPLE SI : SILVER

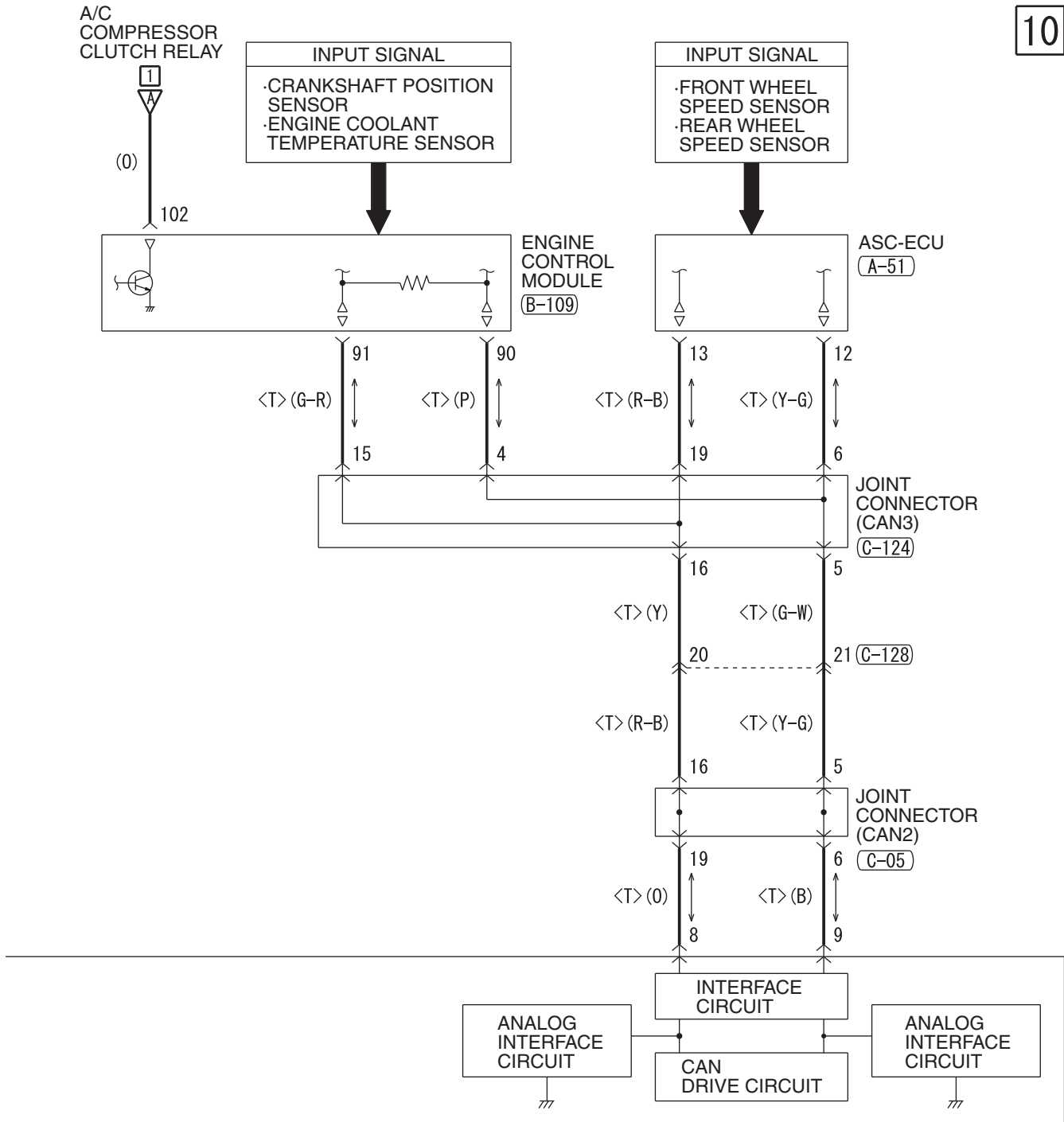
HAH12M01DB

AIR CONDITIONING SYSTEM <NON-TURBO> (CONTINUED)

9



10



(C-05)

1	2	3	4	5	6	7	8	9	10	11
12	13	14	15	16	17	18	19	20	21	22
23	24									

(C-06)

1	2	3	4	5	6	7	8	9	10	11
12	13	14	15	16	17	18	19	20	21	22
23	24									

(C-20)

1	2	3	4	5	6	7	8	9	10
11	12	13	14	15	16	17	18	19	20

(C-122)

1	2	3	4	5	6	7	8	9	10	11	12
13	14	15	16	17	18	19	20	21	22	23	24

(C-301)

1	2	3	4	5	6	7	8	9	10	11
12	13	14	15	16	17	18	19	20	21	22
23	24									

**WIRE COLOR CODE**

B : BLACK LG : LIGHT GREEN G : GREEN L : BLUE W : WHITE  
 Y : YELLOW SB : SKY BLUE BR : BROWN O : ORANGE GR : GRAY  
 R : RED P : PINK V : VIOLET PU : PURPLE SI : SILVER

HAH12M01EB

**TSB Revision**

**11**

FUSIBLE LINK (28)

CONDENSER FAN RELAY (A-23X)

ON OFF

CONDENSER FAN MOTOR

Y-L

Y-V

Y-P

ETACS-ECU (C-312)

RADIATOR FAN RELAY (A-26X)

OFF ON

RADIATOR FAN MOTOR

3L-W

<F>2L-W

<F>2L

<F>2G

<F>2B

<F>2R

S003

A-40

A-35

17

9

2

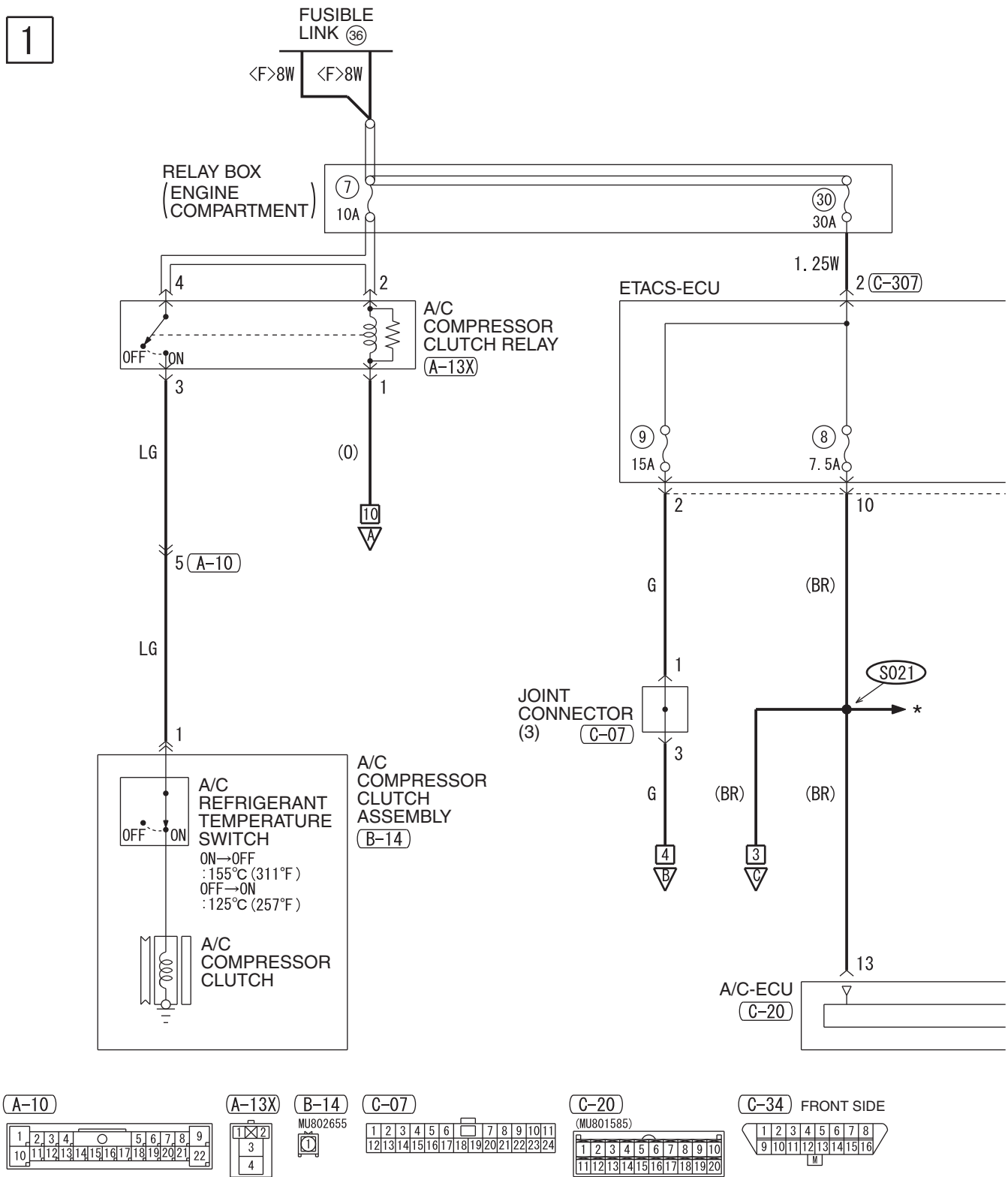
8



NOTES

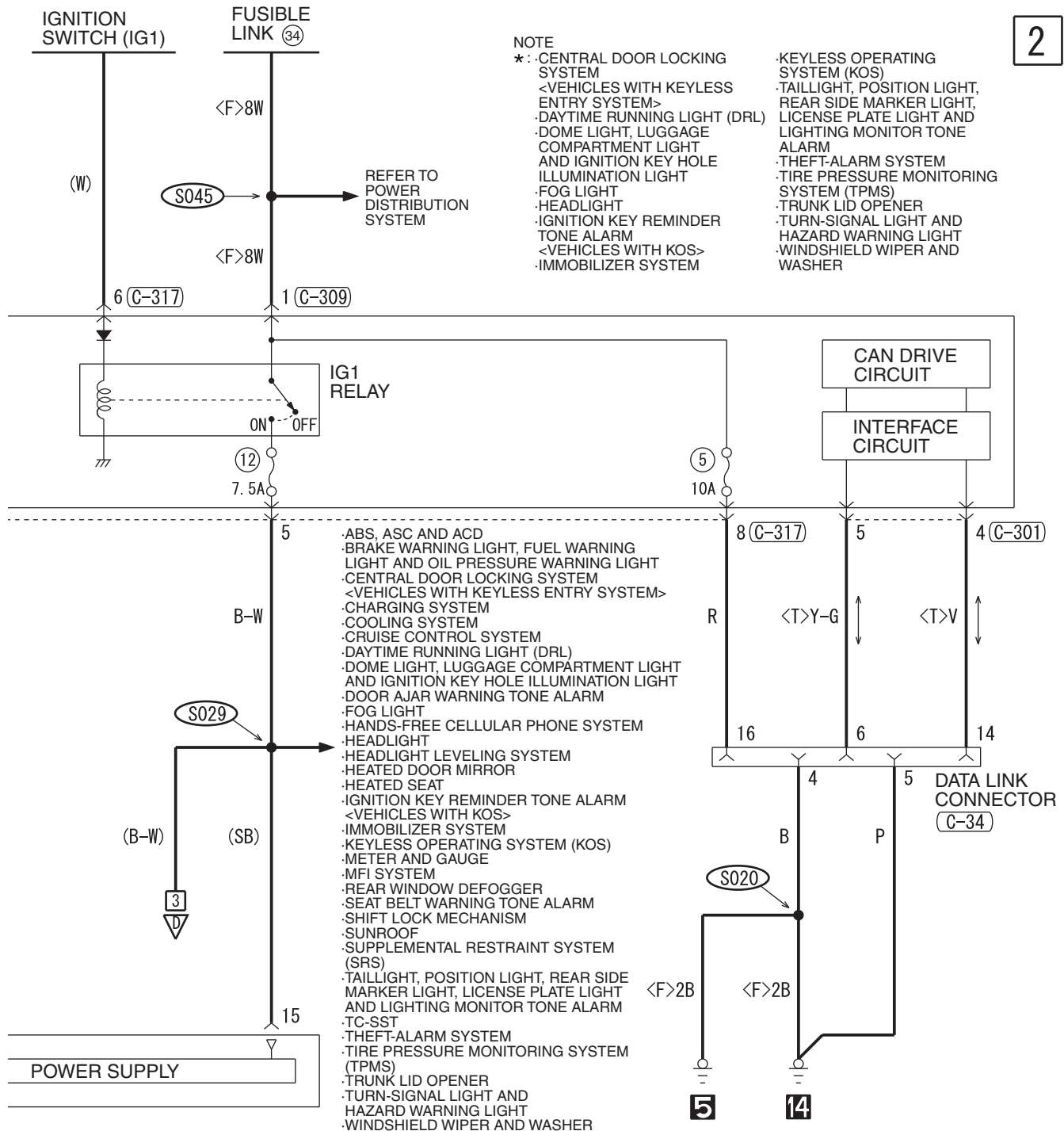
# AIR CONDITIONING SYSTEM <TURBO>

M1901032100576

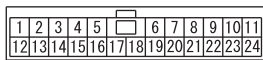




**2**



(C-301)



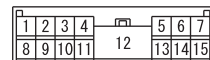
(C-307)



(C-309)



(C-317)

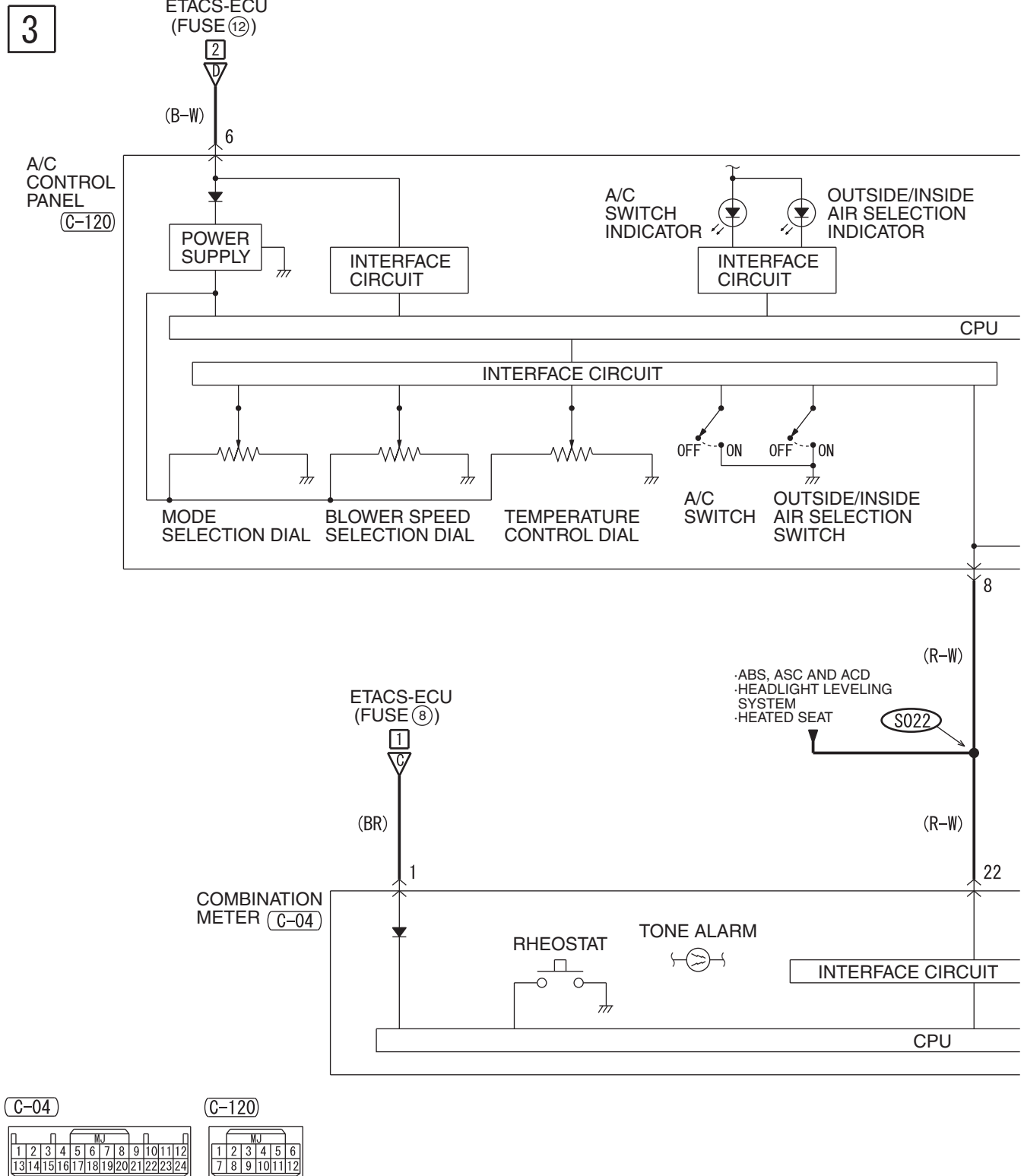


**WIRE COLOR CODE**

B : BLACK LG : LIGHT GREEN G : GREEN L : BLUE W : WHITE Y : YELLOW SB : SKY BLUE  
 BR : BROWN O : ORANGE GR : GRAY R : RED P : PINK V : VIOLET PU : PURPLE SI : SILVER

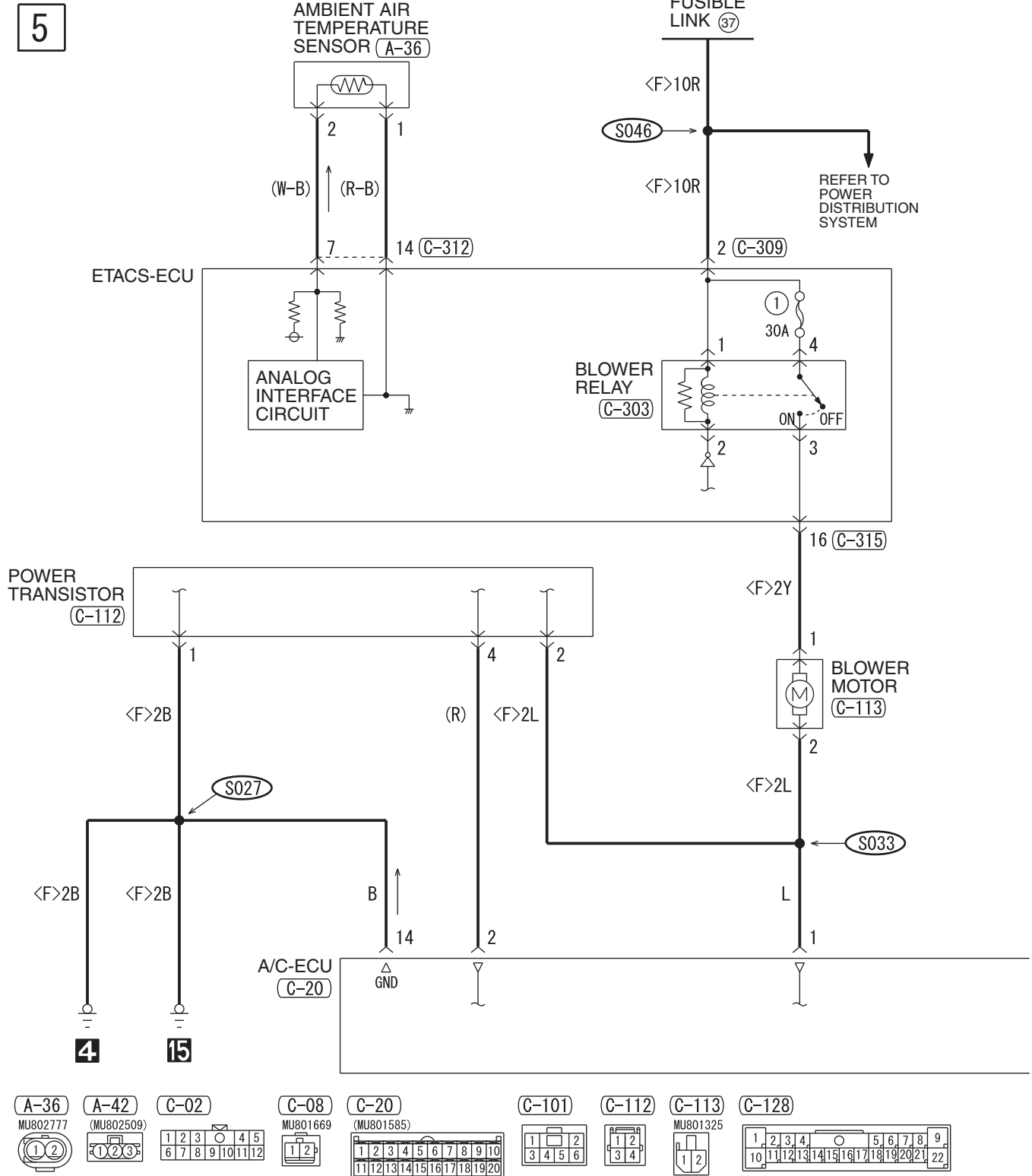
HAH12M02AB

## AIR CONDITIONING SYSTEM &lt;TURBO&gt; (CONTINUED)

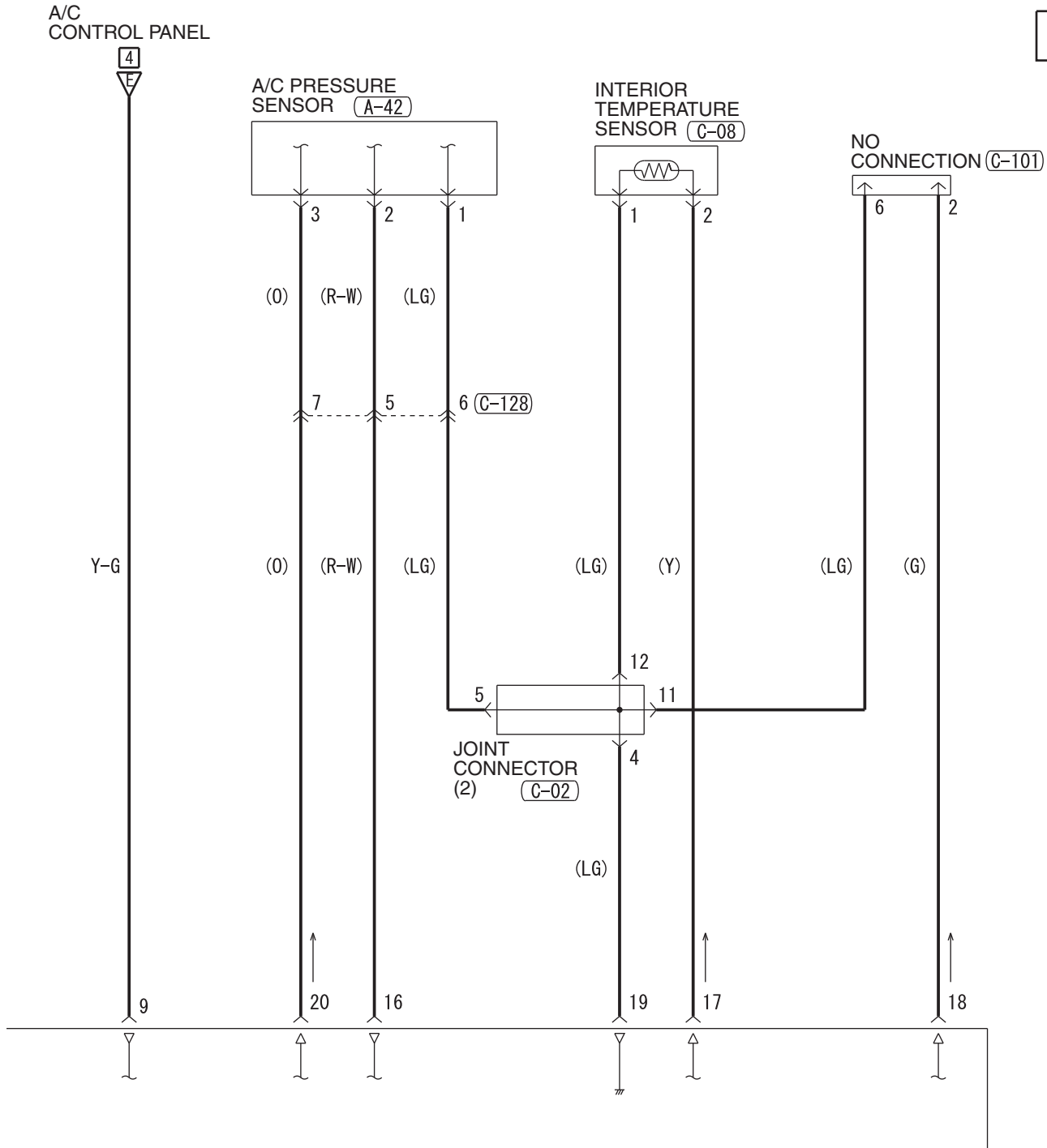




## AIR CONDITIONING SYSTEM &lt;TURBO&gt; (CONTINUED)



**6**



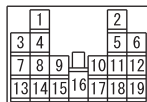
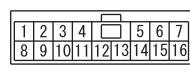
(C-303)

(C-309)

(C-312)

(C-315)

MU801890



**WIRE COLOR CODE**

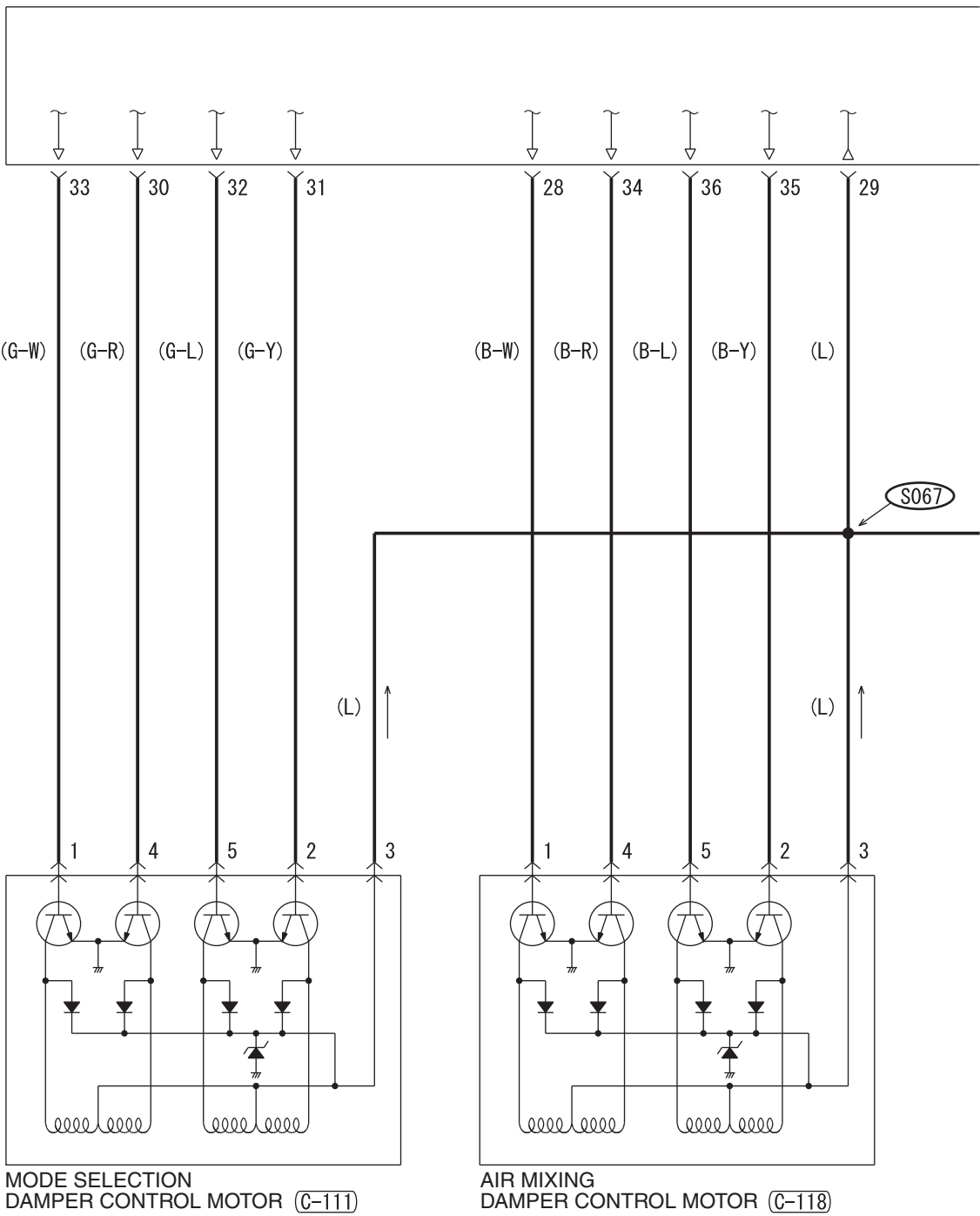
B : BLACK LG : LIGHT GREEN G : GREEN L : BLUE W : WHITE Y : YELLOW SB : SKY BLUE  
BR : BROWN O : ORANGE GR : GRAY R : RED P : PINK V : VIOLET PU : PURPLE SI : SILVER

HAH12M02CB

AIR CONDITIONING SYSTEM <TURBO> (CONTINUED)

7

A/C-ECU  
(C-19)



(C-19)  
(MU801584)

21	22	23	24	25	26	27	28
29	30	31	32	33	34	35	36

(C-109)

1	2	3	4	5
---	---	---	---	---

(C-111)

1	2	3	4	5
---	---	---	---	---

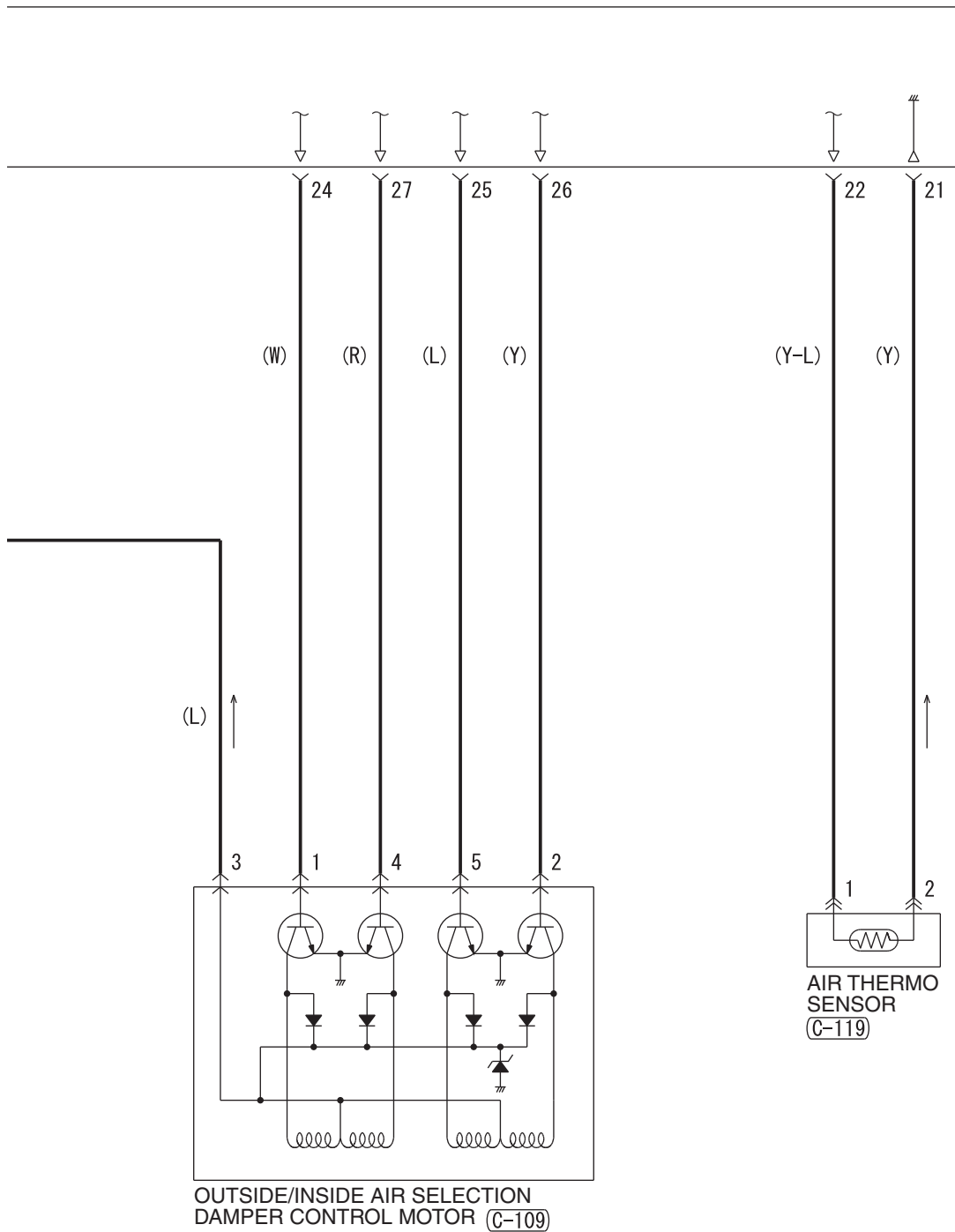
(C-118)

1	2	3	4	5
---	---	---	---	---

(C-119)

1
2

8



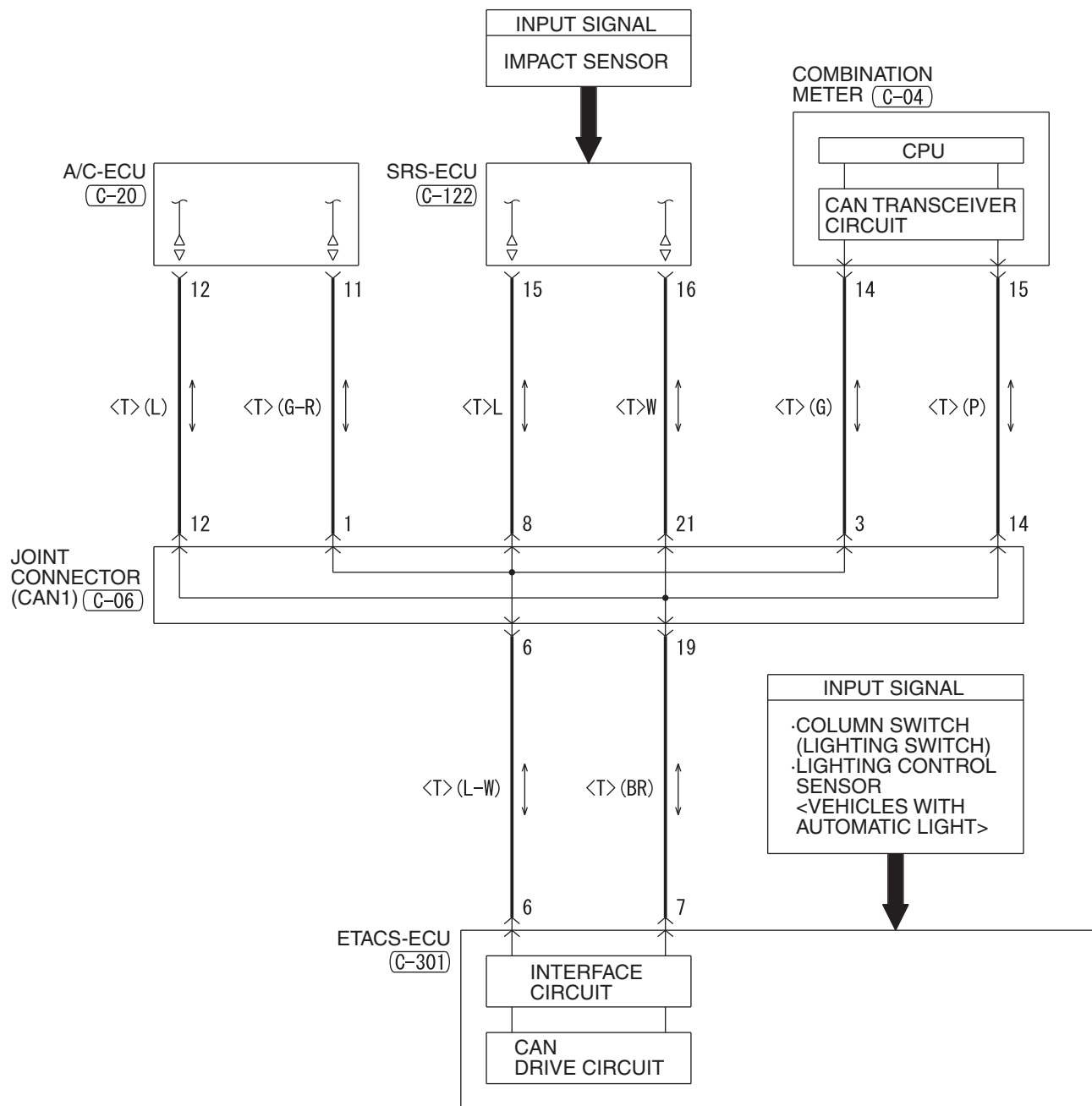
WIRE COLOR CODE

B: BLACK LG: LIGHT GREEN G: GREEN L: BLUE W: WHITE Y: YELLOW SB: SKY BLUE  
BR: BROWN O: ORANGE GR: GRAY R: RED P: PINK V: VIOLET PU: PURPLE SI: SILVER

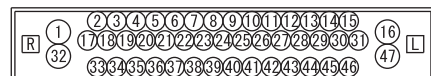
HAH12M02DB

## AIR CONDITIONING SYSTEM &lt;TURBO&gt; (CONTINUED)

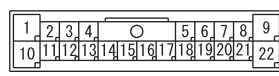
9



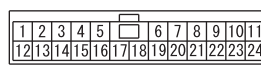
A-51



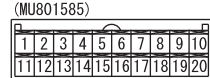
A-54



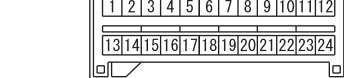
A-55



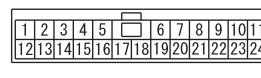
C-20



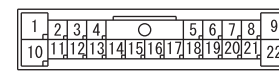
C-122



C-124



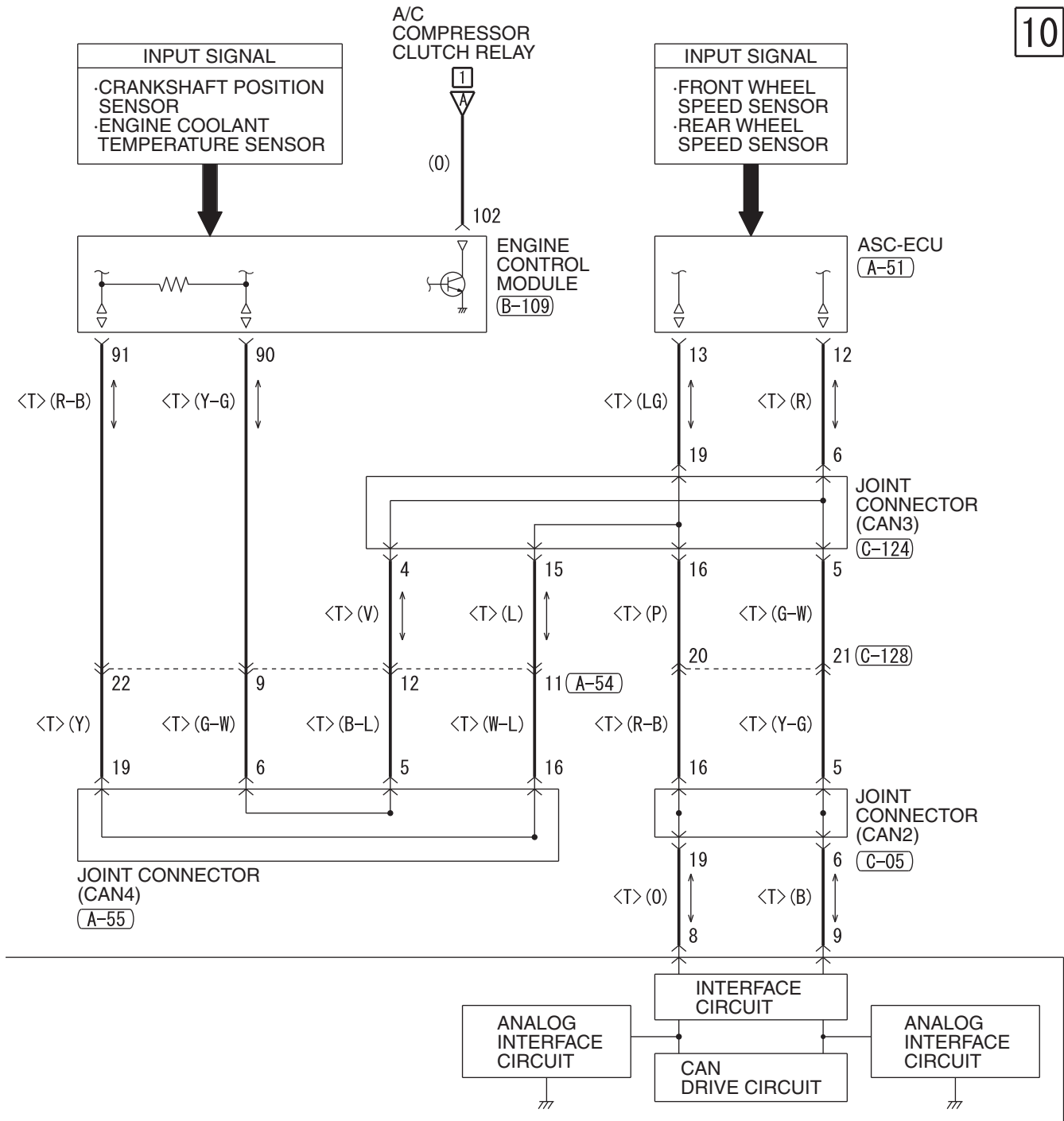
C-128



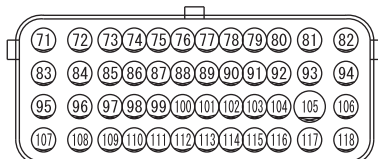
HAH12M02EA



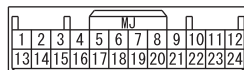
**10**



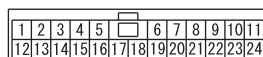
(B-109)



(C-04)



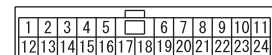
(C-301)



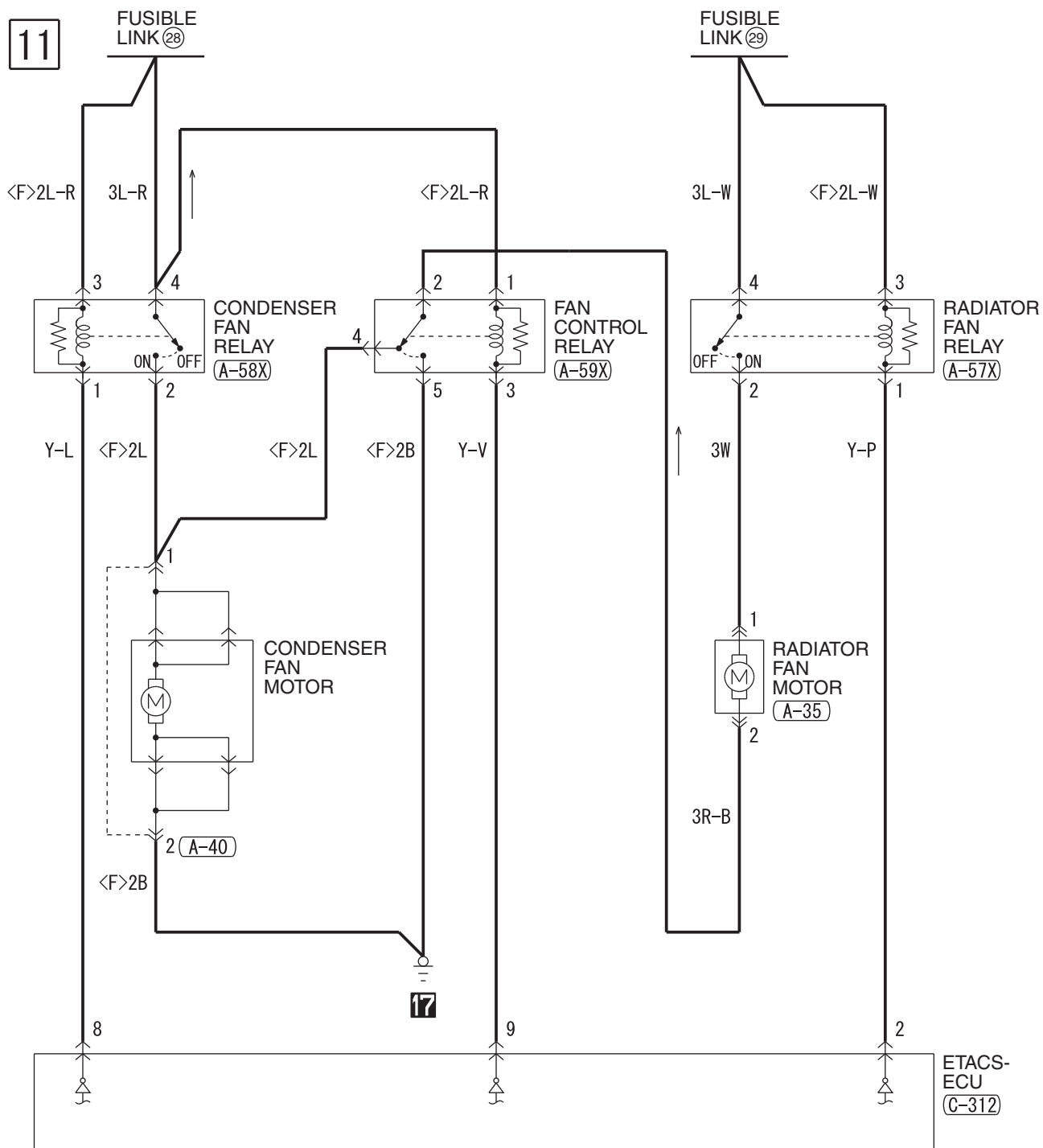
(C-05)



(C-06)



## AIR CONDITIONING SYSTEM &lt;TURBO&gt; (CONTINUED)



NOTES

## M1901006104920



**2**

·DAYTIME RUNNING LIGHT (DRL)  
·DOME LIGHT, LUGGAGE  
COMPARTMENT LIGHT  
AND IGNITION KEY HOLE  
ILLUMINATION LIGHT  
·DOOR AJAR WARNING TONE ALARM  
·HANDS-FREE CELLULAR  
PHONE SYSTEM  
·HEADLIGHT LEVELING SYSTEM  
·HEATED DOOR MIRROR  
·HEATED SEAT  
·HEATER

·IGNITION KEY REMINDER  
TONE ALARM  
<VEHICLES WITH KOS>  
·IMMOBILIZER SYSTEM  
·INVECS-III CVT  
·KEYLESS OPERATING  
SYSTEM (KOS)  
·METER AND GAUGE  
·MFI SYSTEM  
·REAR WINDOW DEFOGGER  
·SEAT BELT WARNING TONE  
ALARM

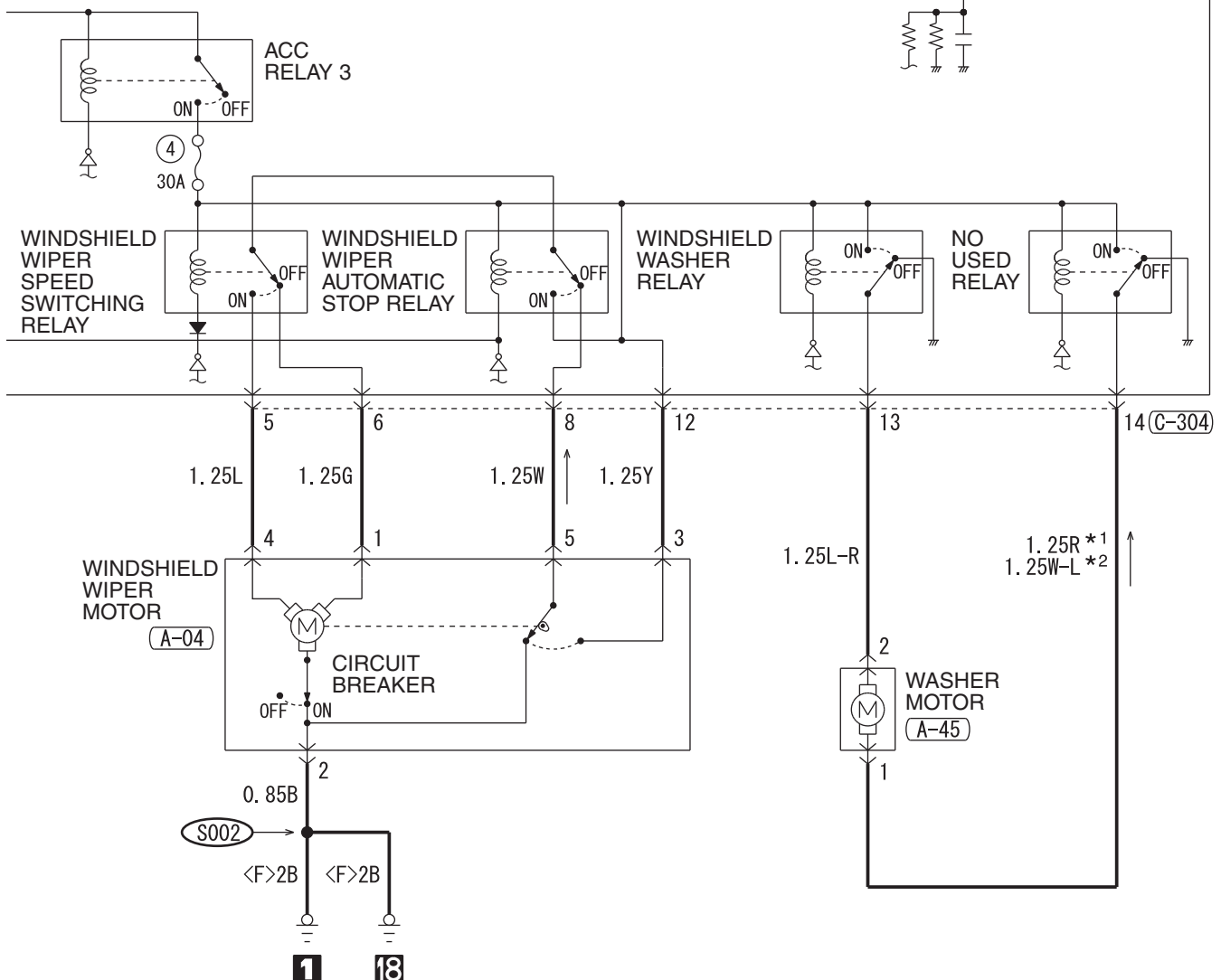
·SHIFT LOCK MECHANISM  
·SUNROOF  
·SUPPLEMENTAL RESTRAINT  
SYSTEM (SRS)  
·TC-SST  
·THEFT-ALARM SYSTEM  
·TIRE PRESSURE MONITORING  
SYSTEM (TPMS)  
·TRUNK LID OPENER

IGNITION  
SWITCH (ACC)

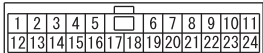
(LG)

7 (C-317)

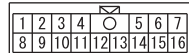
ETACS-ECU



(C-301)



(C-304)



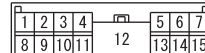
(C-307)



(C-309)



(C-317)



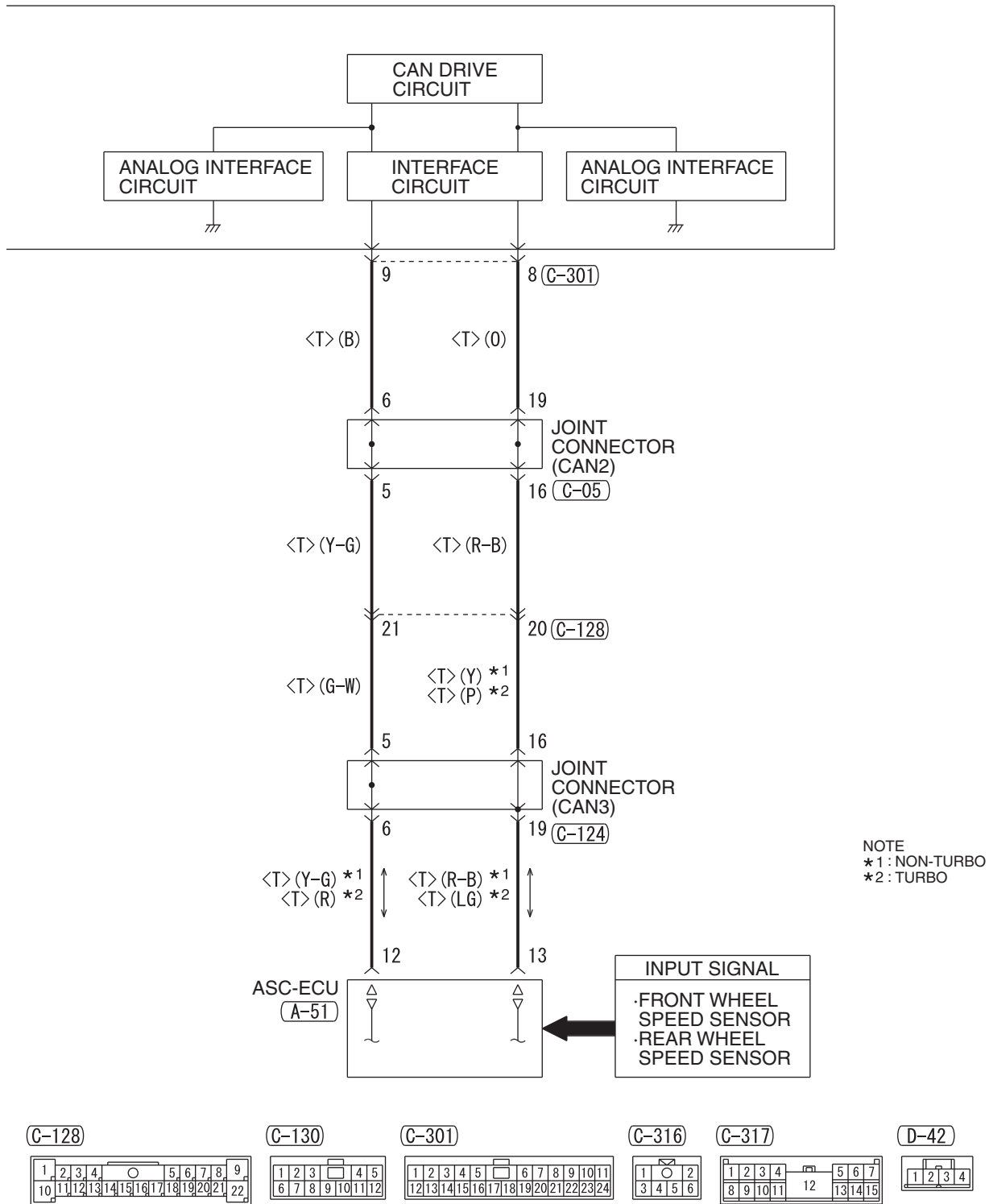
**WIRE COLOR CODE**

B : BLACK LG : LIGHT GREEN G : GREEN L : BLUE W : WHITE Y : YELLOW SB : SKY BLUE  
BR : BROWN O : ORANGE GR : GRAY R : RED P : PINK V : VIOLET PU : PURPLE SI : SILVER

HAH13M00AB

[illegible]

**4**



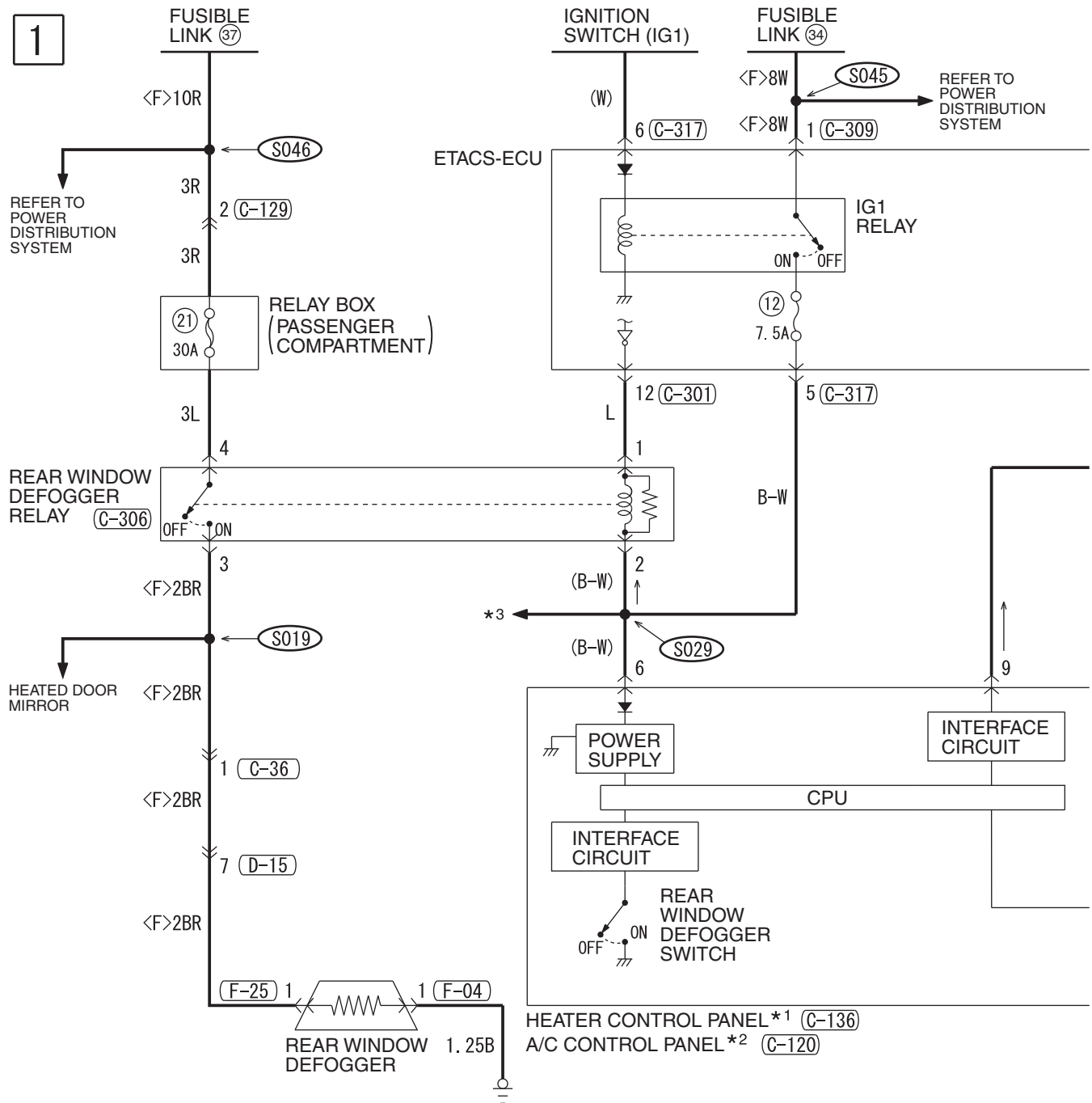
**WIRE COLOR CODE**

B : BLACK LG : LIGHT GREEN G : GREEN L : BLUE W : WHITE Y : YELLOW SB : SKY BLUE  
BR : BROWN O : ORANGE GR : GRAY R : RED P : PINK V : VIOLET PU : PURPLE SI : SILVER

HAH13M00BB

## REAR WINDOW DEFOGGER

M1901006402668



(C-06)

1	2	3	4	5	6	7	8	9	10	11
12	13	14	15	16	17	18	19	20	21	22
23	24									

(C-20)

(MU801585)

1	2	3	4	5	6	7	8	9	10
11	12	13	14	15	16	17	18	19	20

(C-36)

1	2	3	4	5	6	7	8	9
10	11	12	13	14	15	16	17	18
19	20							

(C-48)

(MU801585)

1	2	3	4	5	6	7	8	9	10
11	12	13	14	15	16	17	18	19	20

(C-120)

1	2	3	4	5	6
7	8	9	10	11	12

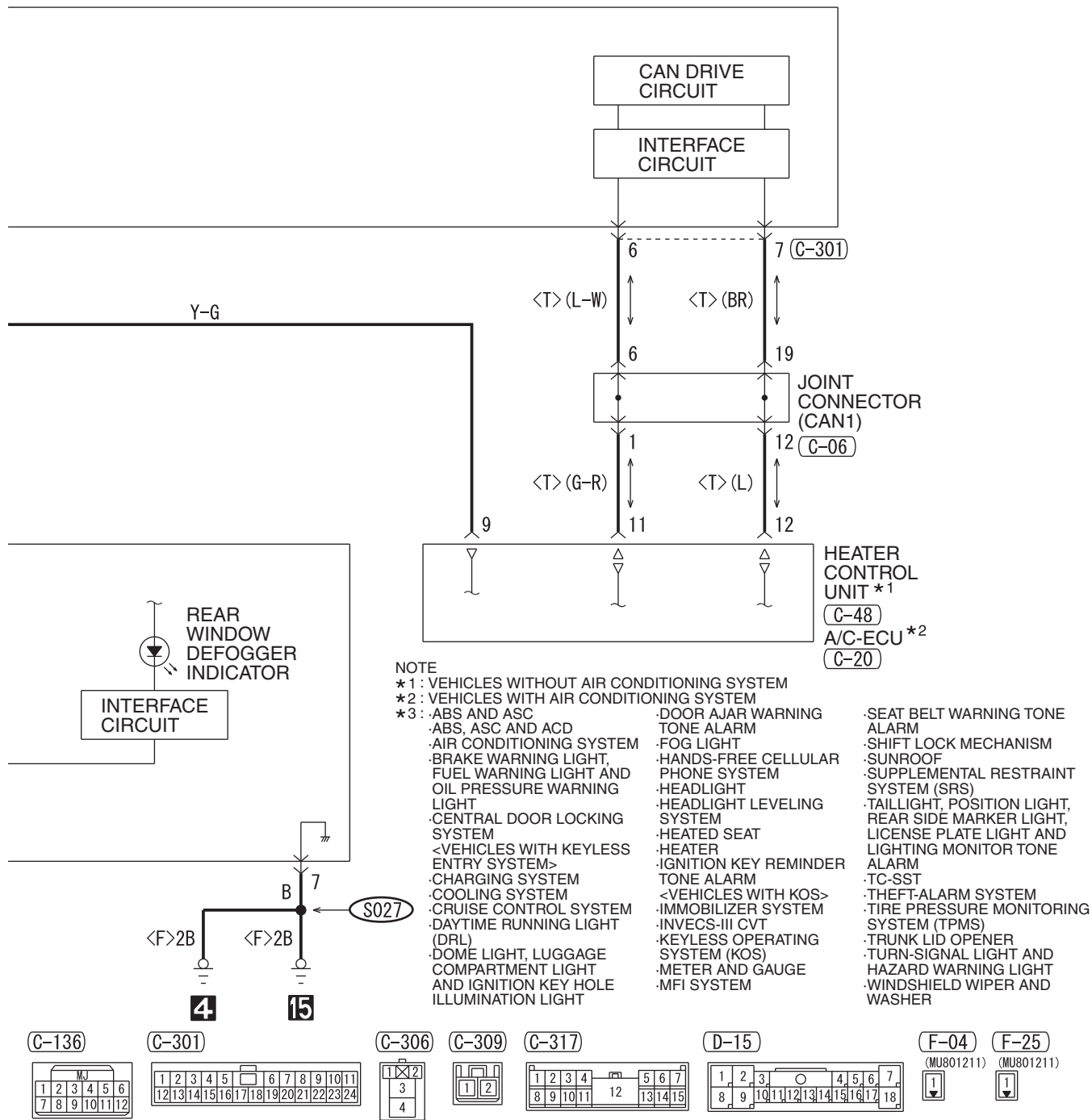
(C-129)

(MU801323)

1	2
---	---

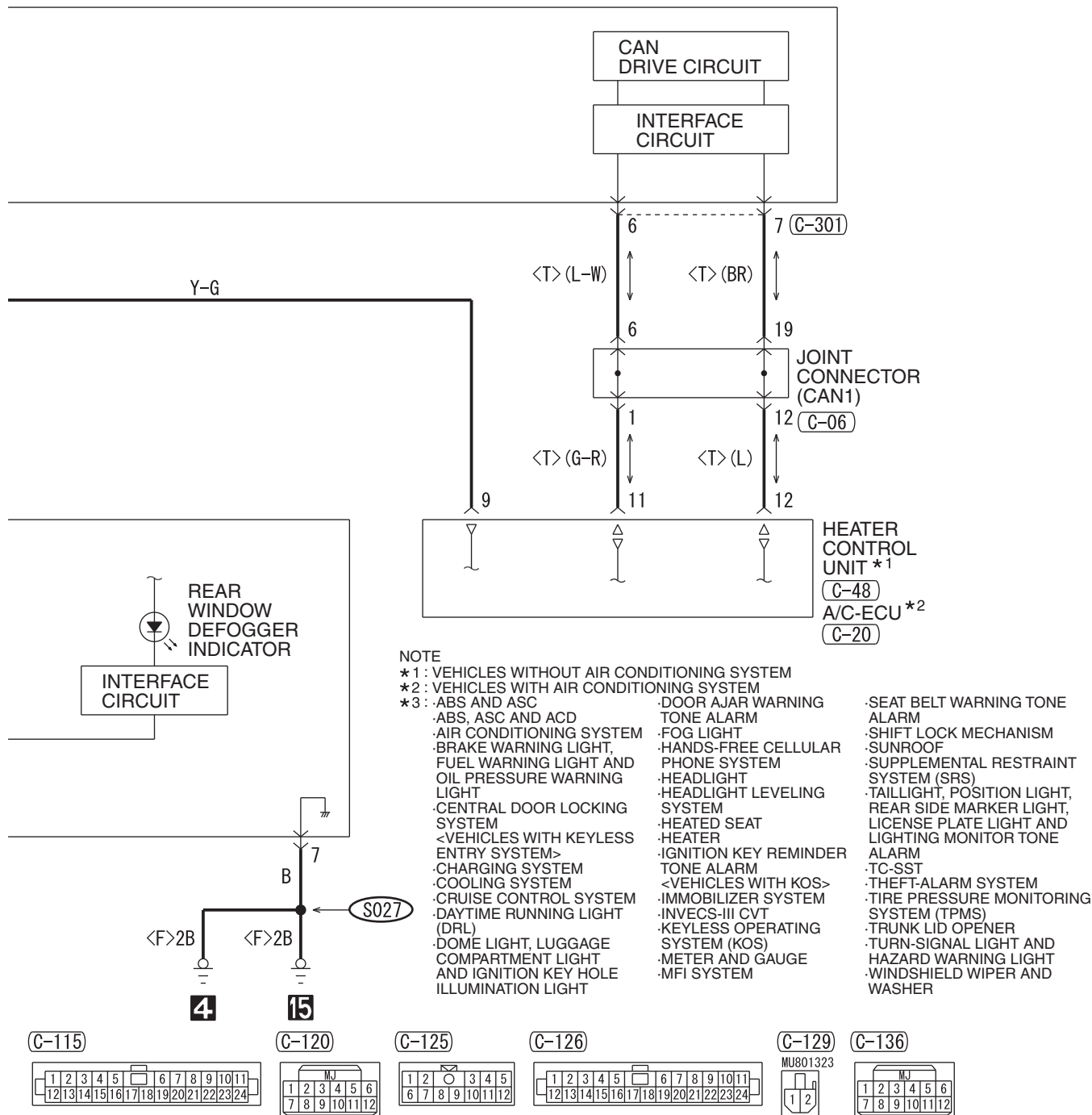
HAH13M01AA





## M1901018300338





WIRE COLOR CODE

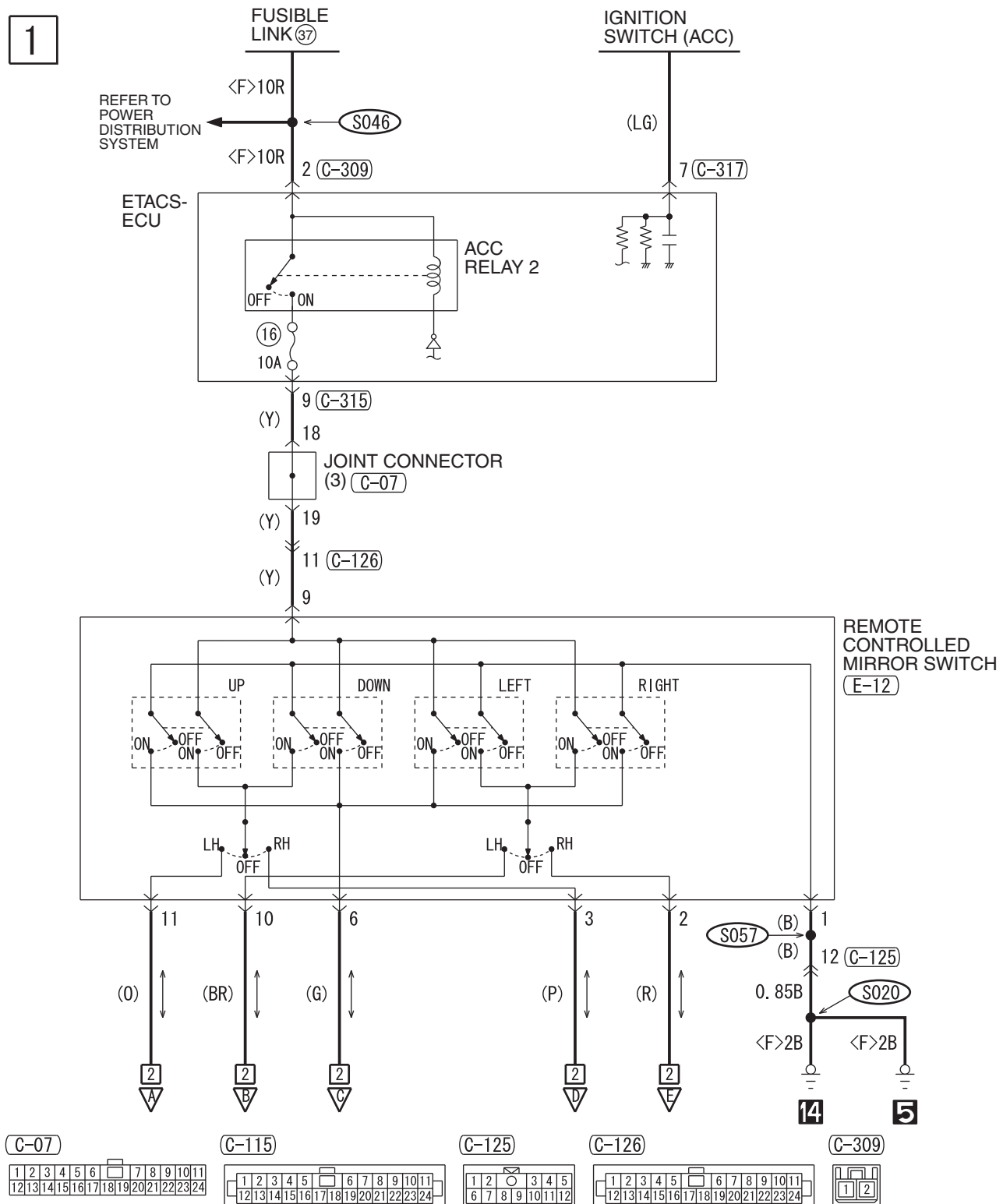
B : BLACK LG : LIGHT GREEN G : GREEN L : BLUE W : WHITE Y : YELLOW SB : SKY BLUE  
 BR : BROWN O : ORANGE GR : GRAY R : RED P : PINK V : VIOLET PU : PURPLE SI : SILVER

HAH13M02AB

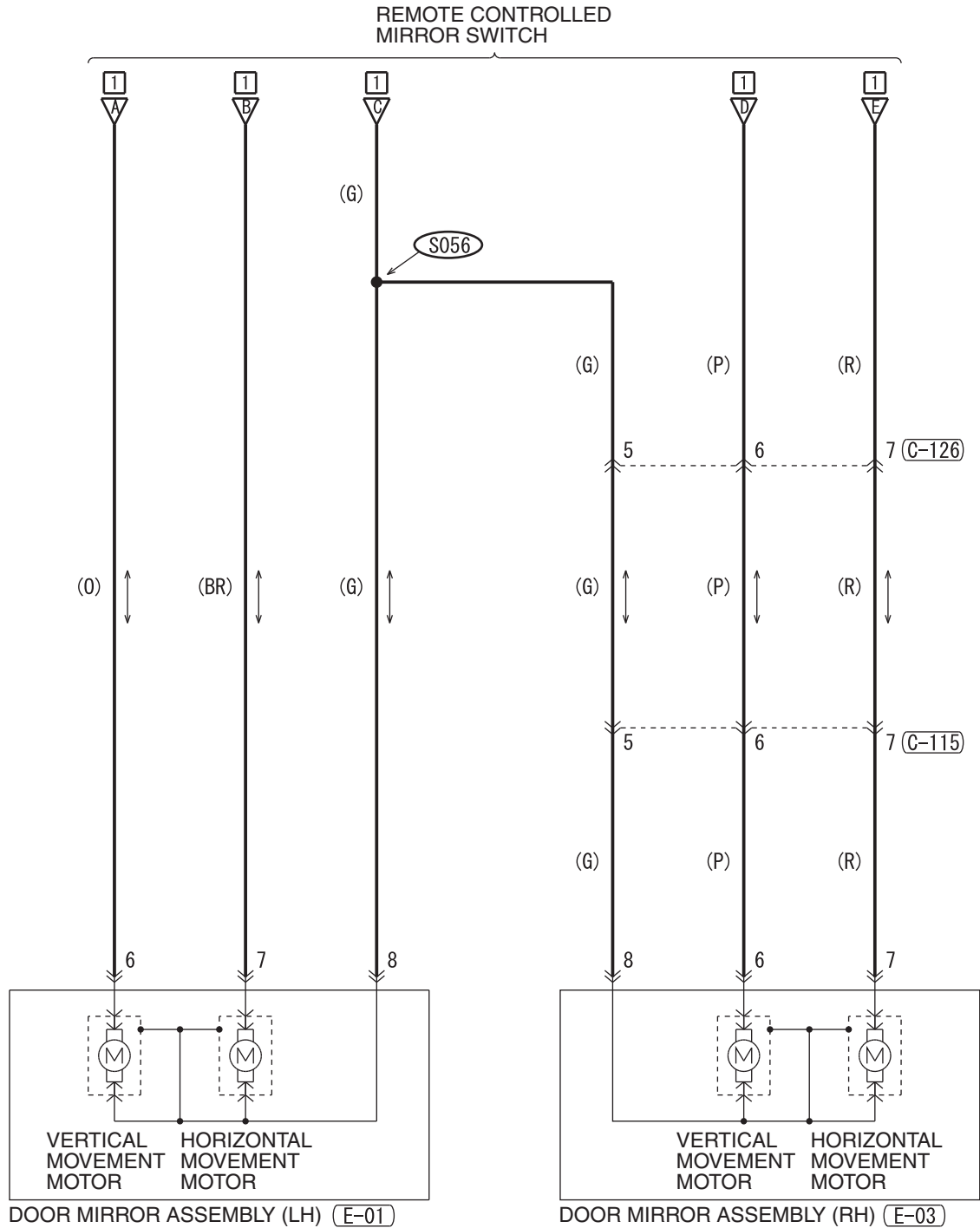
## REMOTE CONTROLLED DOOR MIRROR

M1901006502739

1



H9H13M07AA



(C-315)  
MU801890

1	2
3 4	5 6
7 8 9	10 11 12
13 14 15	16 17 18 19

(C-317)

1 2 3 4	5 6 7
8 9 10 11	12 13 14 15

(E-01)

1 2 3 4 5
6 7 8 9 10

(E-03)

1 2 3 4 5
6 7 8 9 10

(E-12)

1 2	3 4
5 6 7 8 9	10 11

MU801847

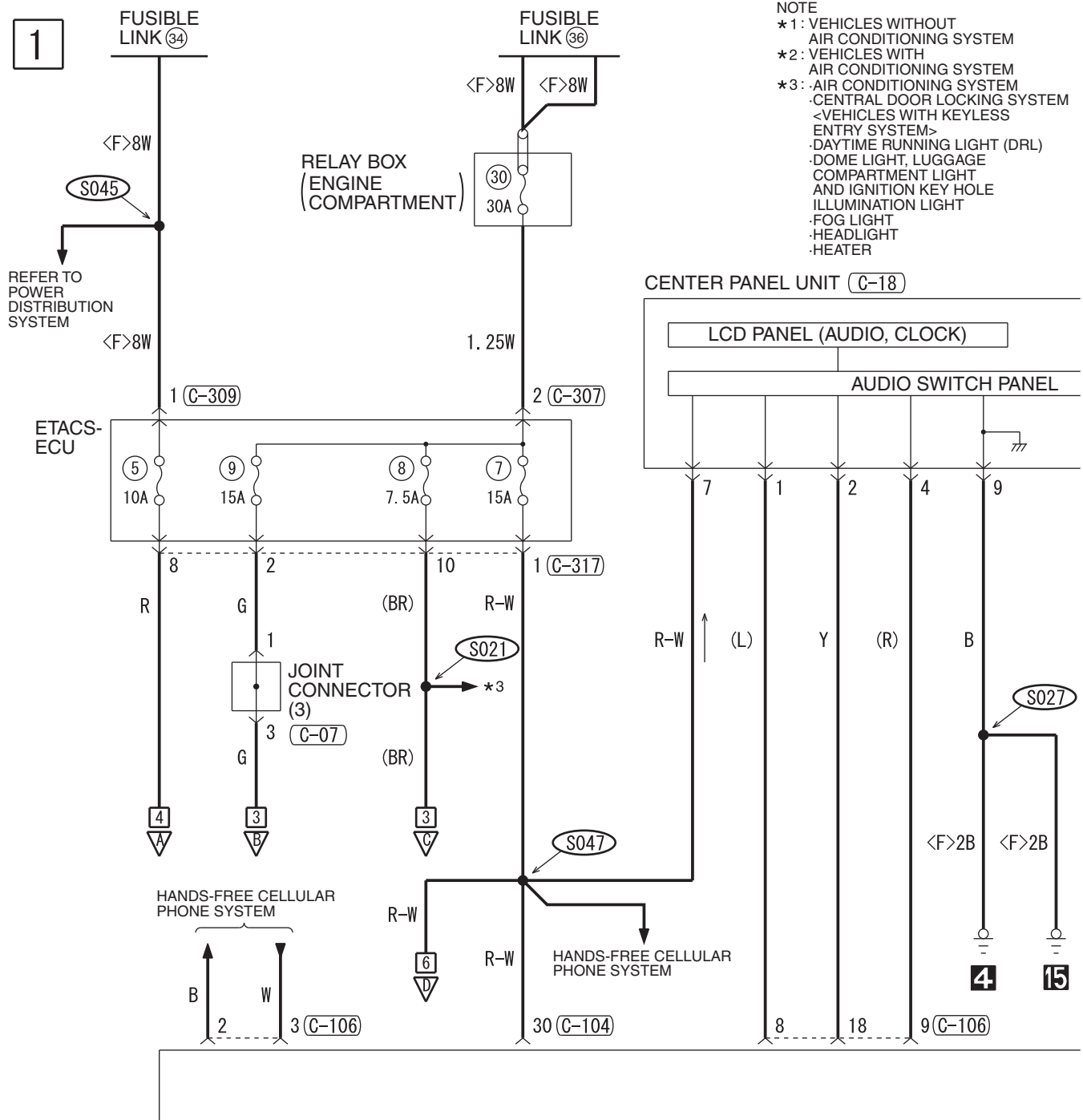
WIRE COLOR CODE

B : BLACK LG : LIGHT GREEN G : GREEN L : BLUE W : WHITE Y : YELLOW SB : SKY BLUE  
BR : BROWN O : ORANGE GR : GRAY R : RED P : PINK V : VIOLET PU : PURPLE SI : SILVER

H9H13M07AB

# AUDIO SYSTEM <VEHICLES WITHOUT AUDIO AMPLIFIER>

M1901015605487



(C-07)

1	2	3	4	5	6		7	8	9	10	11	
12	13	14	15	16	17	18	19	20	21	22	23	24

(C-15)

1	2
---	---

(C-18)

1	2	3	4	5	6	7	8
9	10	11	12	13	14	15	16

(C-104)

21	22	23	24	25	26	27	28	29	30
31	32	33	34	35	36	37	38	39	40

(C-106)

1	2	3	4	5	6	7	8	9
10	11	12	13	14	15	16	17	18

(C-120)

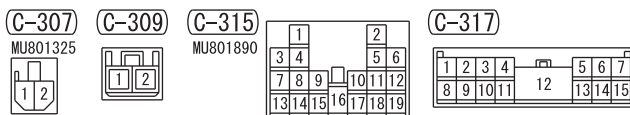
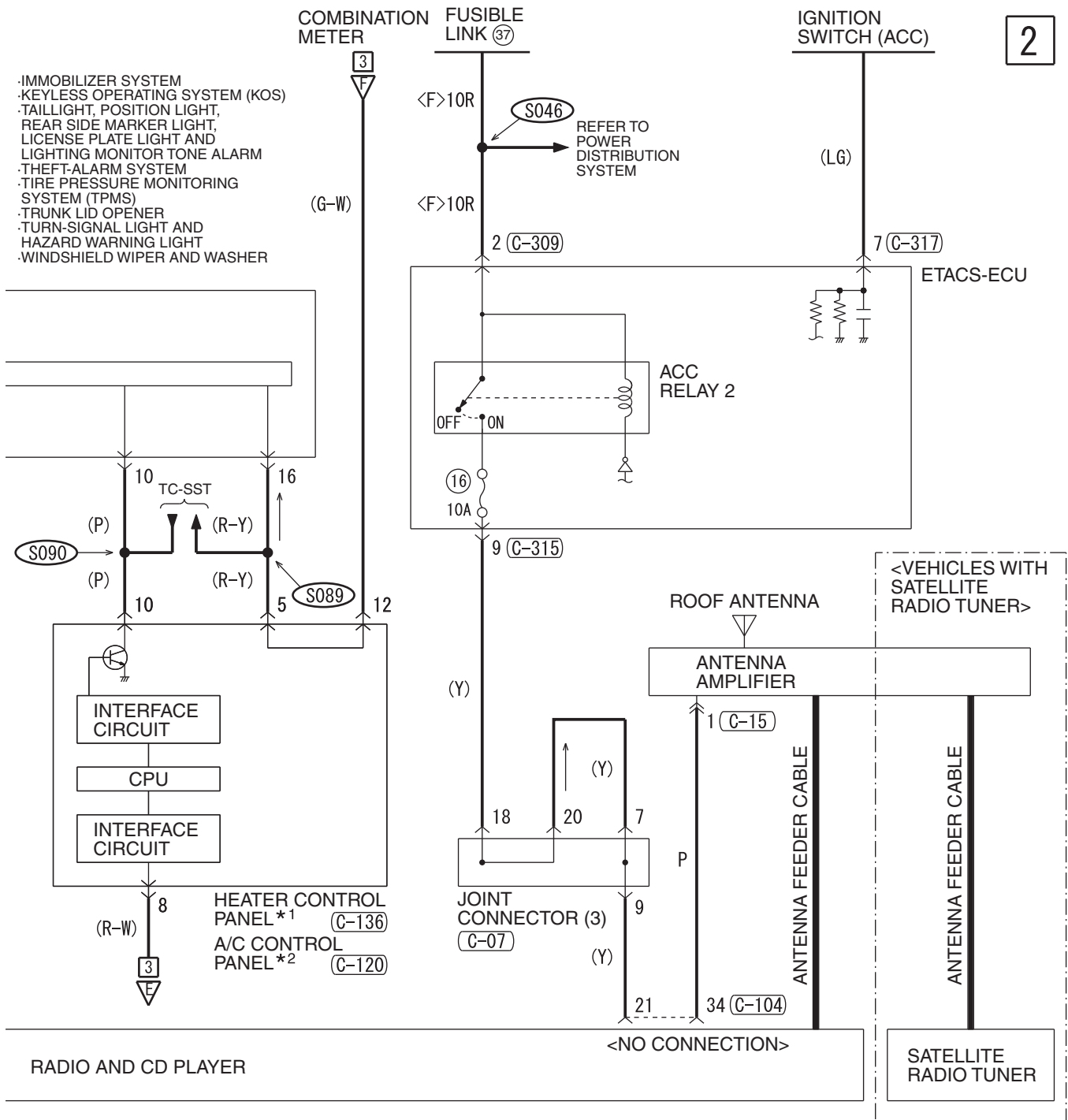
1	2	3	4	5	6
7	8	9	10	11	12

(C-136)

1	2	3	4	5	6
7	8	9	10	11	12

HAH14M00AA

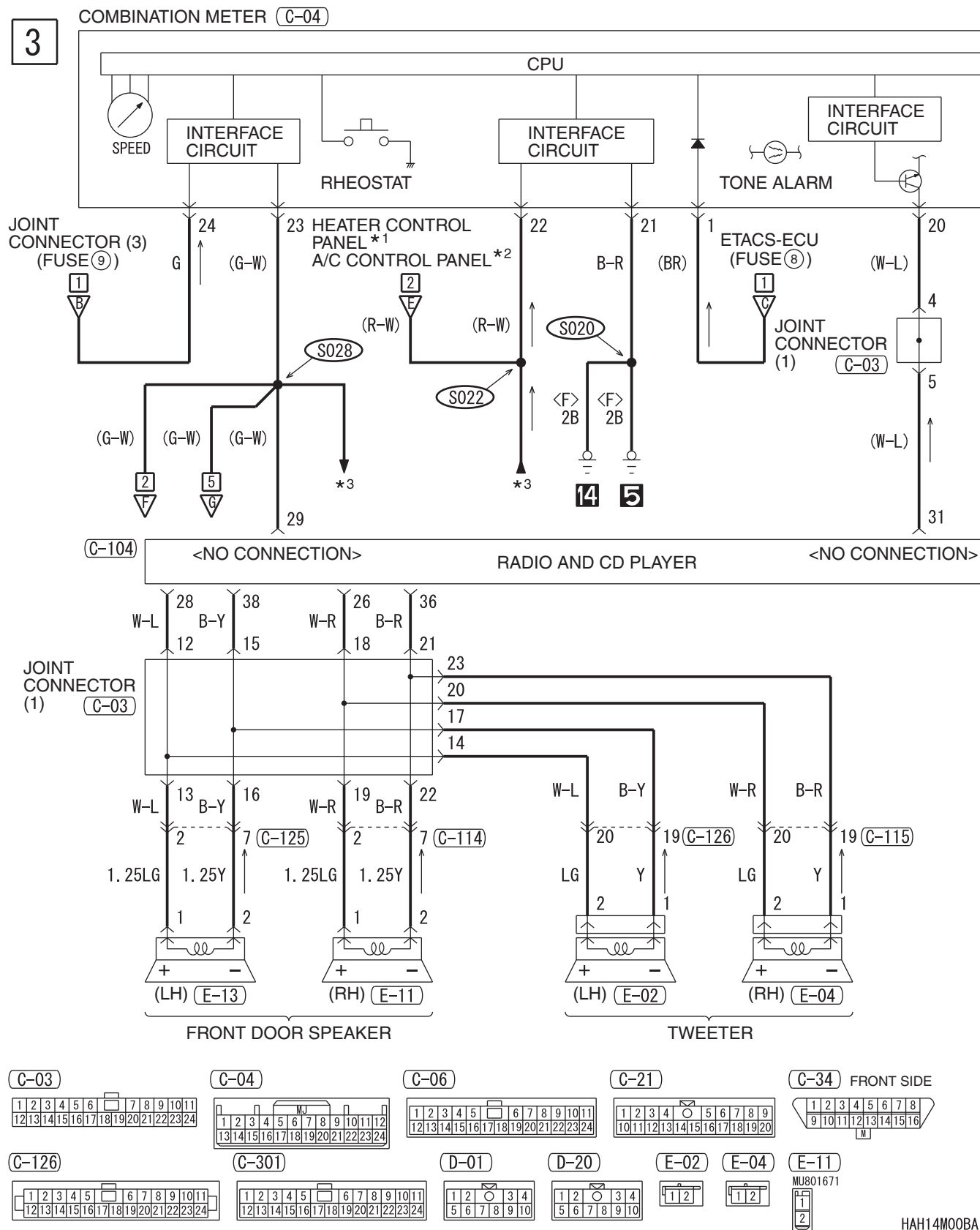
**2**



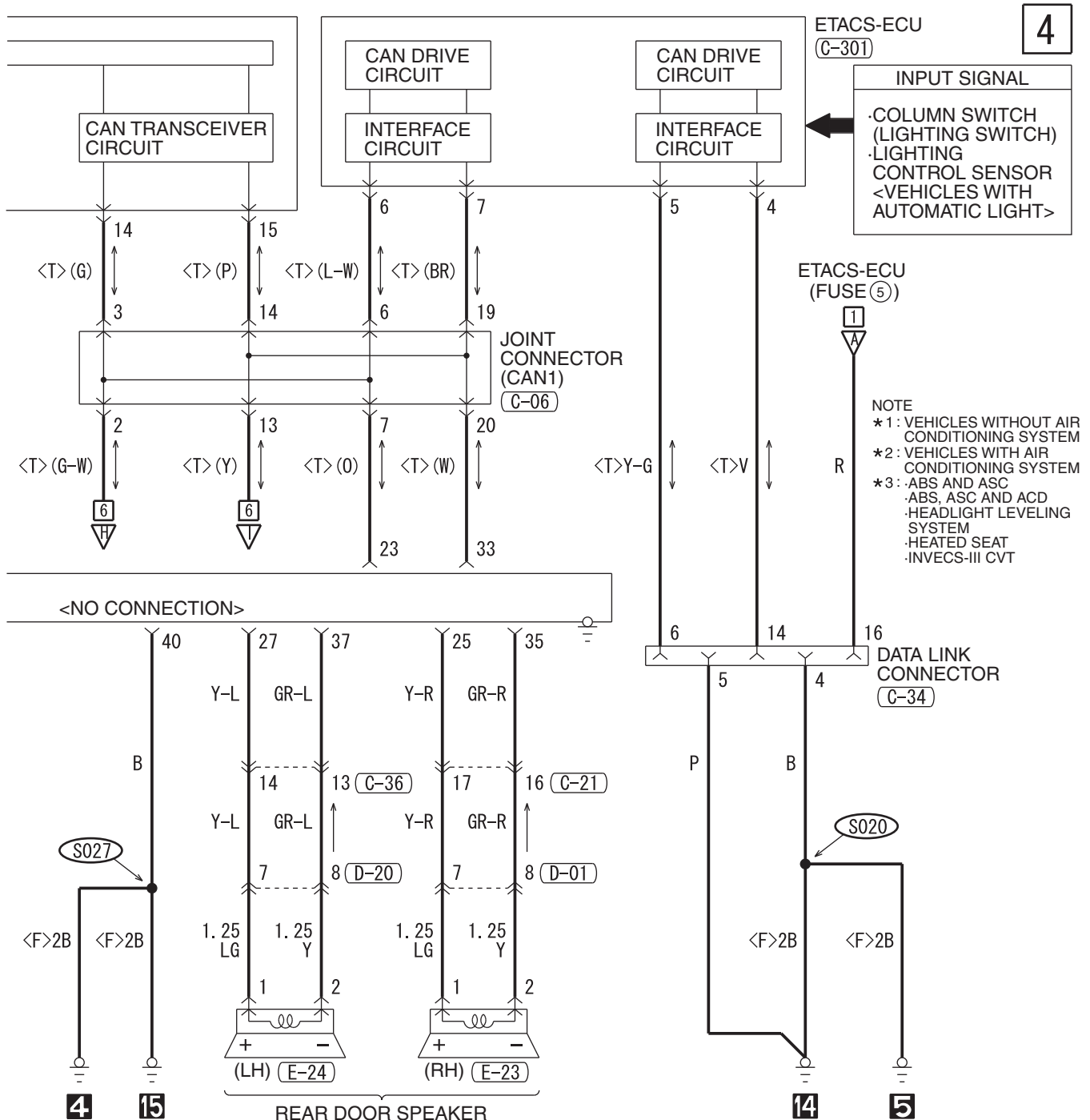
**WIRE COLOR CODE**  
 B : BLACK   LG : LIGHT GREEN   G : GREEN   L : BLUE   W : WHITE   Y : YELLOW   SB : SKY BLUE  
 BR : BROWN   O : ORANGE   GR : GRAY   R : RED   P : PINK   V : VIOLET   PU : PURPLE   SI : SILVER

HAH14M00AB

## AUDIO SYSTEM &lt;VEHICLES WITHOUT AUDIO AMPLIFIER&gt; (CONTINUED)







(C-36)

1	2	3	4	5	6	7	8	9
10	11	12	13	14	15	16	17	18
19	20							

(C-104)

21	22	23	24	25	26	27	28	29	30
31	32	33	34	35	36	37	38	39	40

(C-114)

1	2	3	4	5
6	7	8	9	10
11	12			

(C-115)

1	2	3	4	5	6	7	8	9	10	11
12	13	14	15	16	17	18	19	20	21	22
23	24									

(C-125)

1	2	3	4	5
6	7	8	9	10
11	12			

(E-13)

1
2

(E-23)

1
2

(E-24)

1
2

WIRE COLOR CODE

B : BLACK LG : LIGHT GREEN G : GREEN L : BLUE W : WHITE  
 Y : YELLOW SB : SKY BLUE BR : BROWN O : ORANGE GR : GRAY  
 R : RED P : PINK V : VIOLET PU : PURPLE SI : SILVER

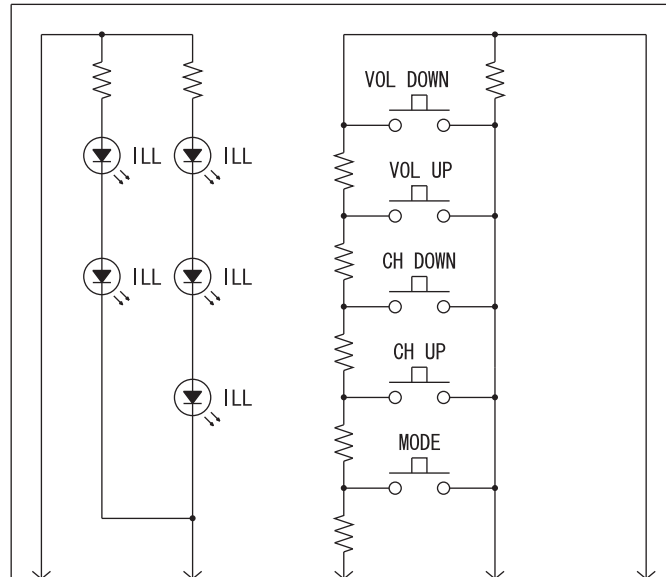
HAH14M00BB

## AUDIO SYSTEM &lt;VEHICLES WITHOUT AUDIO AMPLIFIER&gt; (CONTINUED)

5

<VEHICLES WITH STEERING WHEEL AUDIO REMOTE  
CONTROL SWITCH>STEERING  
WHEEL  
AUDIO  
REMOTE  
CONTROL  
SWITCH  
(C-202)COMBINATION  
METER

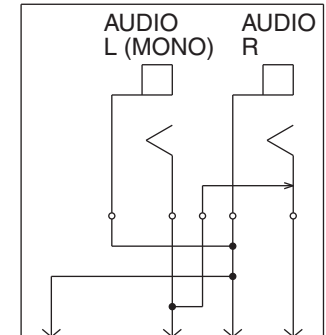
(G-W)



NOTE

- \*1 : NON-TURBO
- \*2 : TURBO
- \*3 : CRUISE CONTROL SYSTEM  
HANDS-FREE CELLULAR  
PHONE SYSTEM  
MITSUBISHI  
MULTI-COMMUNICATION  
SYSTEM (MMCS)
- \*4 : HANDS-FREE CELLULAR  
PHONE SYSTEM  
MITSUBISHI  
MULTI-COMMUNICATION  
SYSTEM (MMCS)

AUDIO ADAPTER (C-135)



B

L

P

(C-204)

CLOCK  
SPRING

(C-205)

(L)

B

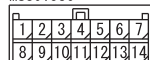
(C-104)

(C-106)

RADIO AND CD PLAYER

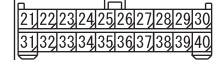
(C-17)

MU801586



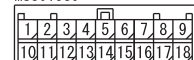
(C-104)

MU801589



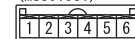
(C-106)

MU801589



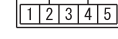
(C-135)

(MU801581)



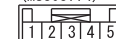
(C-202)

(MU801581)



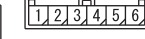
(C-204)

(MU803774)



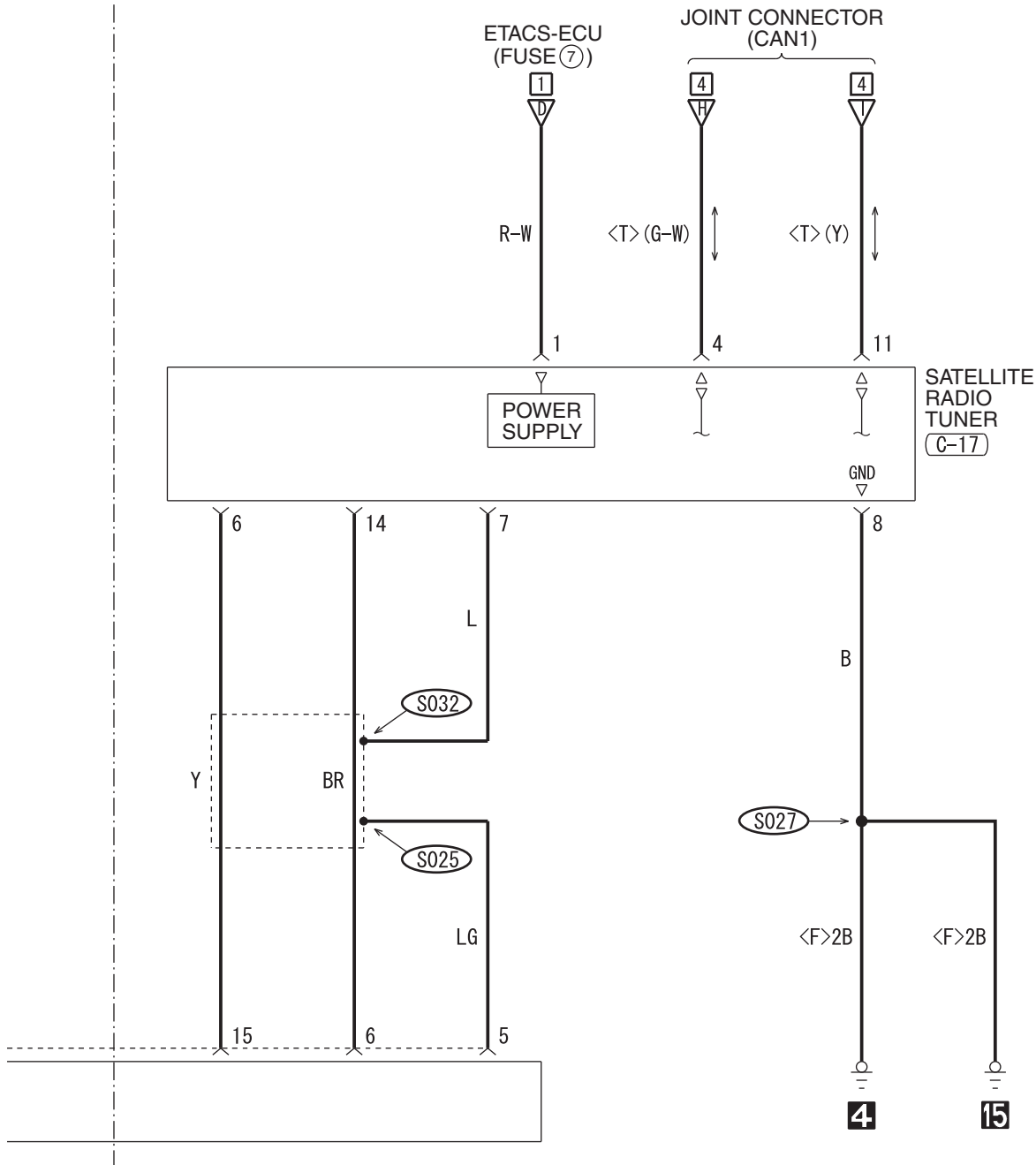
(C-205)

(MU803774)



**6**

<VEHICLES WITH SATELLITE RADIO TUNER>



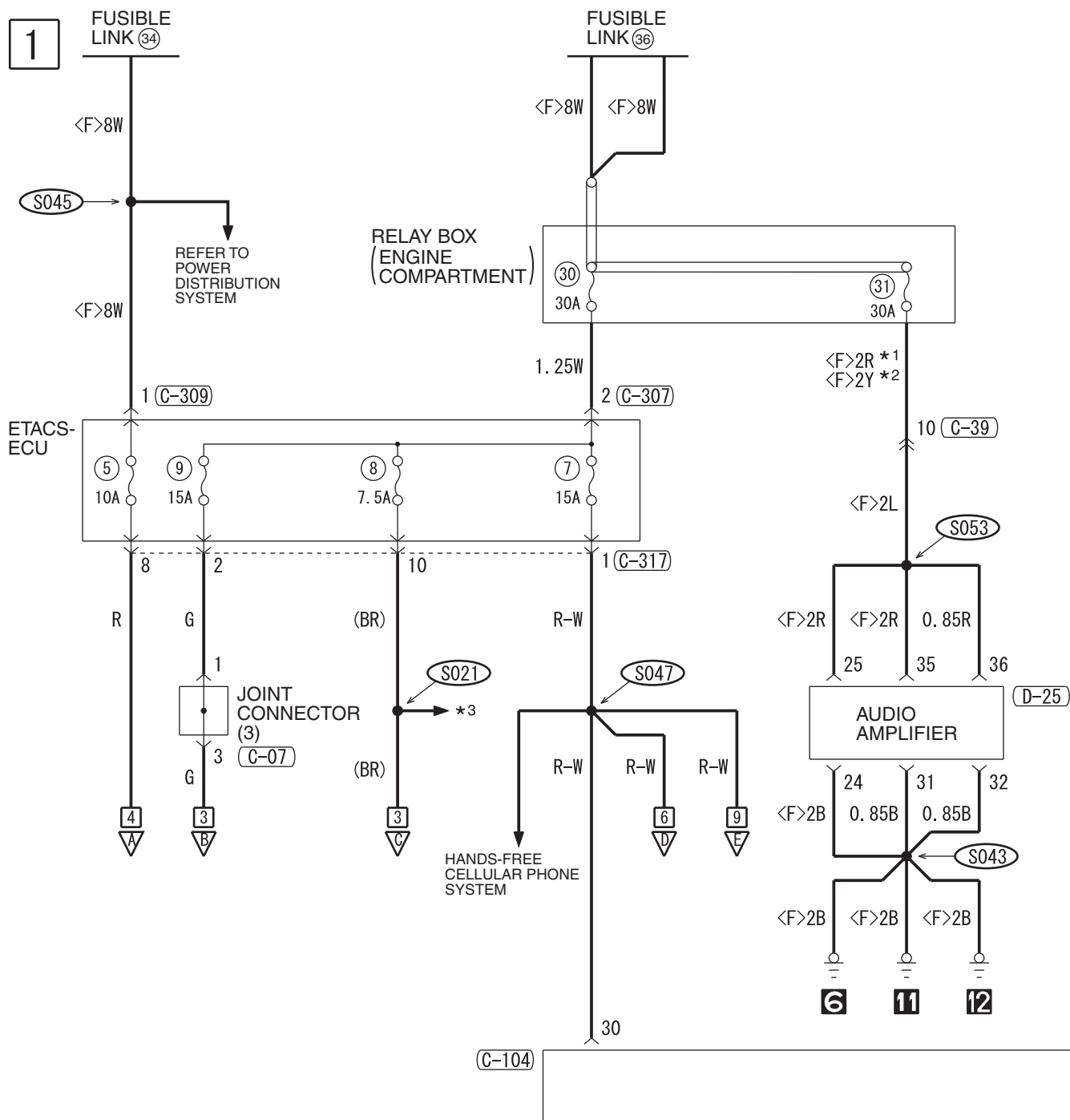
**WIRE COLOR CODE**

B: BLACK LG: LIGHT GREEN G: GREEN L: BLUE W: WHITE Y: YELLOW SB: SKY BLUE  
 BR: BROWN O: ORANGE GR: GRAY R: RED P: PINK V: VIOLET PU: PURPLE SI: SILVER

HAH14M00CB

## AUDIO SYSTEM &lt;VEHICLES WITH AUDIO AMPLIFIER&gt;

M1901015605498



(C-07)

1	2	3	4	5	6	<div></div>	7	8	9	10	11	
12	13	14	15	16	17	18	19	20	21	22	23	24

(C-15)

1	2
---	---

(C-39)

1	2	3	4	○			5	6	7	8	9
10	11	12	13	14	15	16	17	18	19	20	21

(C-104)

21	22	23	24	25	26	27	28	29	30
31	32	33	34	35	36	37	38	39	40

(C-307)

1	2
---	---

(C-309)

1	2
---	---

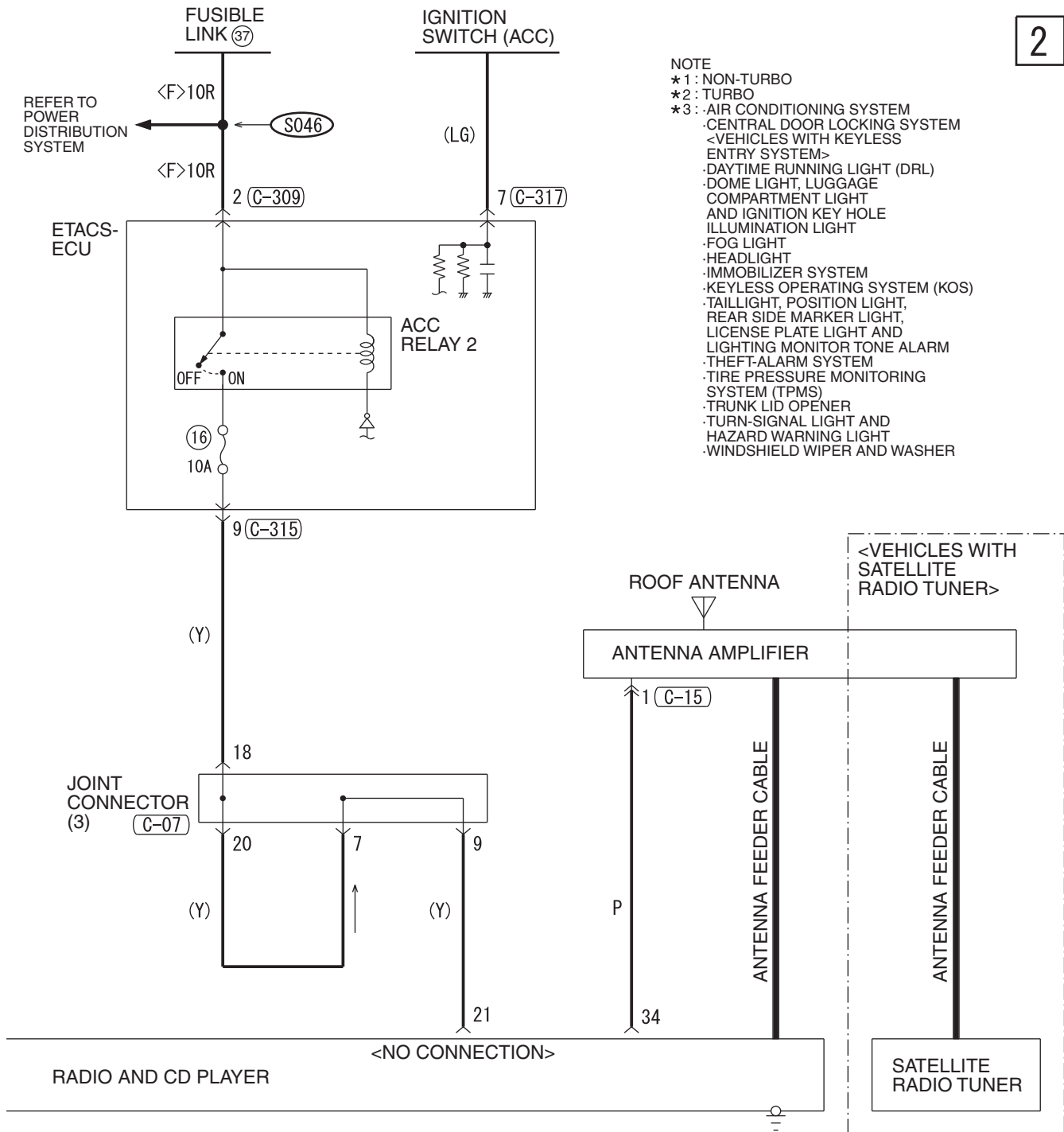
(C-315)

1	2
---	---

	1				2	
3	4				5	6
7	8	9		10	11	12
13	14	15	16	17	18	19

HAH14M01AA

**2**



(C-317)

1	2	3	4	5	6	7
8	9	10	11	12	13	14

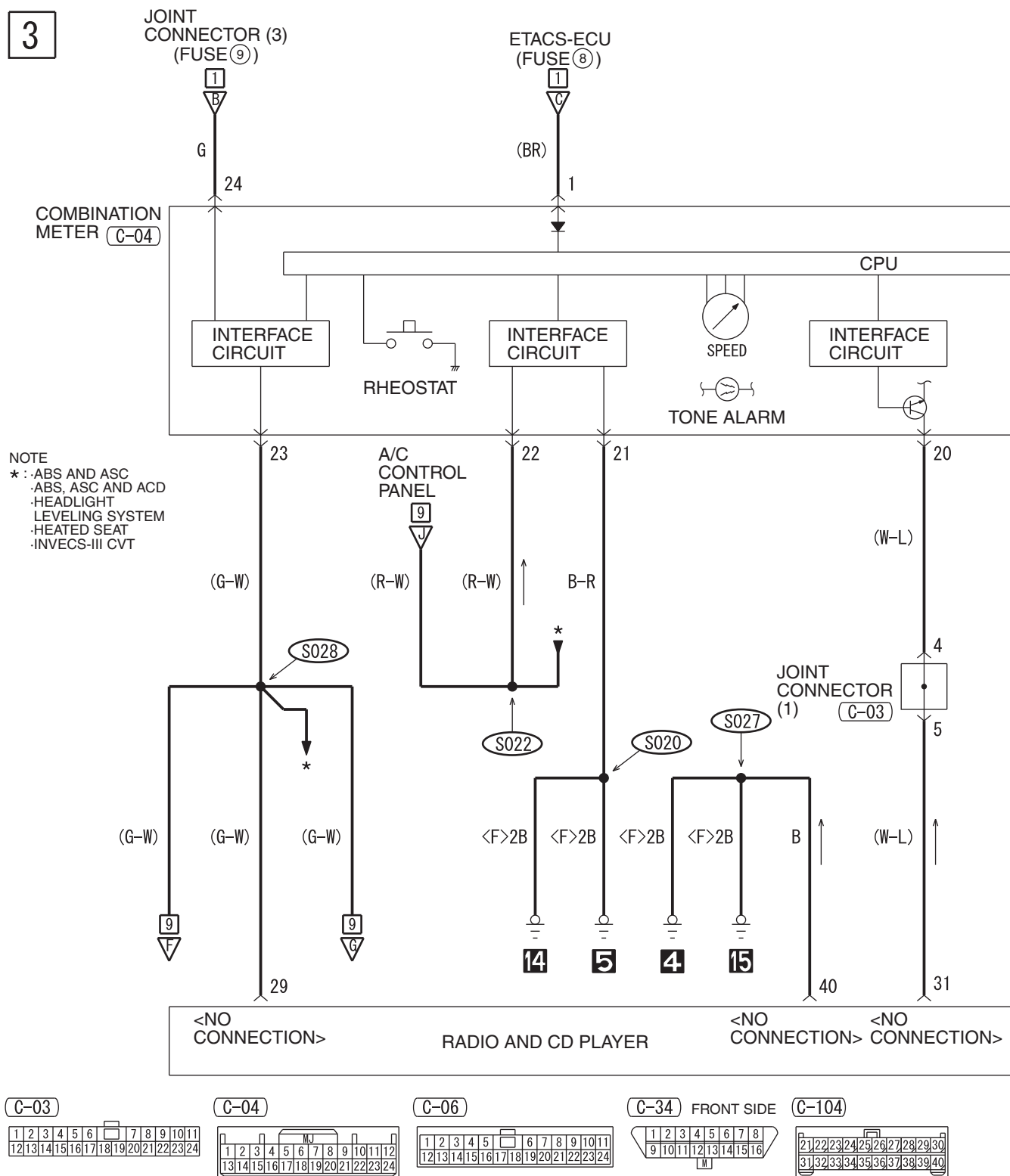
(D-25)

21	22	23	24	25	26	27	28
29	30	31	32	33	34	35	36

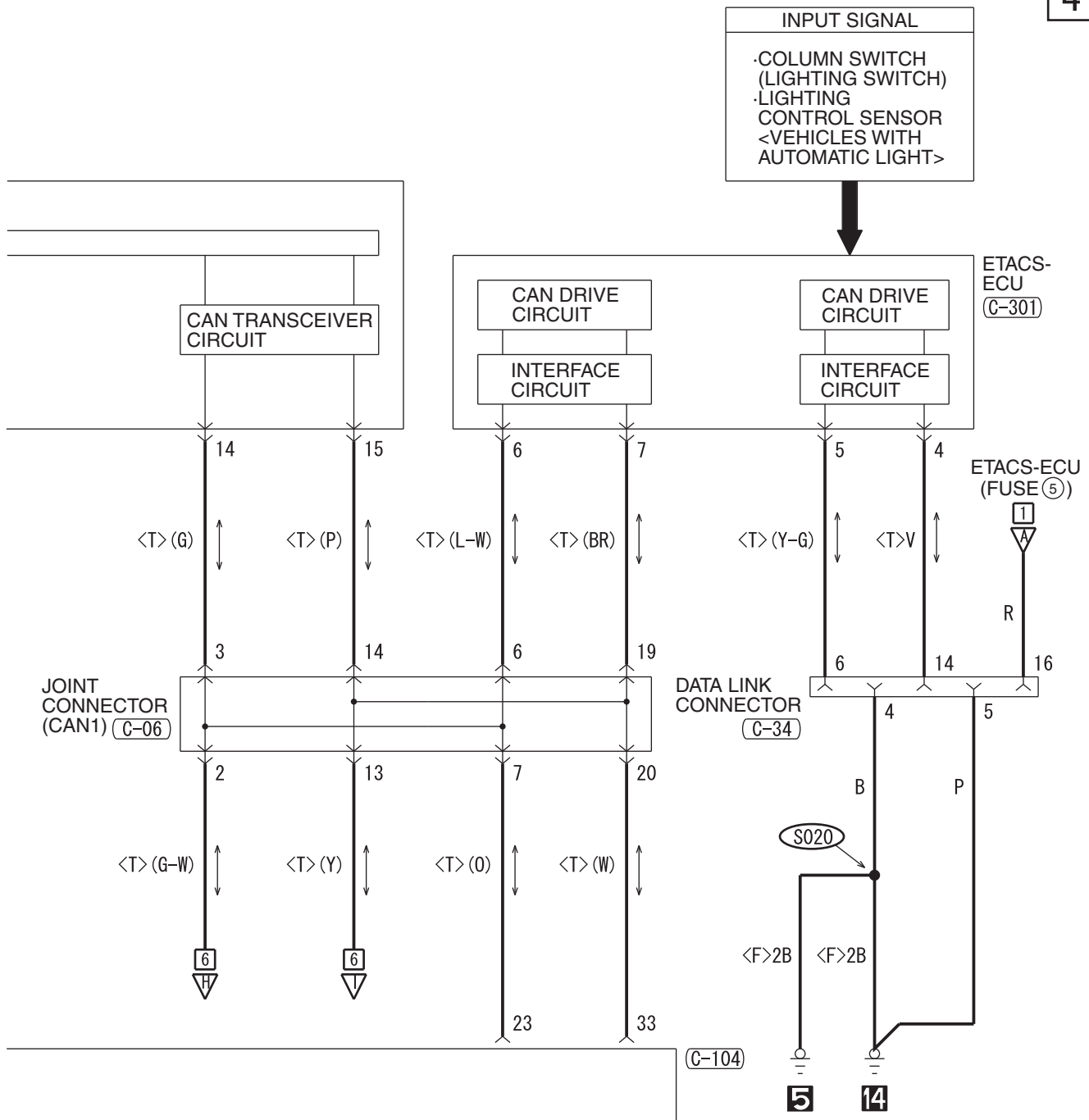
**WIRE COLOR CODE**

B : BLACK LG : LIGHT GREEN G : GREEN L : BLUE W : WHITE Y : YELLOW SB : SKY BLUE  
 BR : BROWN O : ORANGE GR : GRAY R : RED P : PINK V : VIOLET PU : PURPLE SI : SILVER

HAH14M01AB

**AUDIO SYSTEM <VEHICLES WITH AUDIO AMPLIFIER> (CONTINUED)**

**4**



(C-301)

1	2	3	4	5		6	7	8	9	10	11	
12	13	14	15	16	17	18	19	20	21	22	23	24


**WIRE COLOR CODE**

B : BLACK LG : LIGHT GREEN G : GREEN L : BLUE W : WHITE Y : YELLOW SB : SKY BLUE  
 BR : BROWN O : ORANGE GR : GRAY R : RED P : PINK V : VIOLET PU : PURPLE SI : SILVER

HAH14M01BB

AUDIO SYSTEM <VEHICLES WITH AUDIO AMPLIFIER> (CONTINUED)

5



C-17  
MU801586

1	2	3	4	5	6	7
8	9	10	11	12	13	14

C-22

1	2	3	4	5	6	7	8	9
10	11	12	13	14	15	16	17	18
19	20	21	22					

C-104

21	22	23	24	25	26	27	28	29	30
31	32	33	34	35	36	37	38	39	40

C-106  
MU801589

1	2	3	4	5	6	7	8	9
10	11	12	13	14	15	16	17	18

D-25  
MU801455

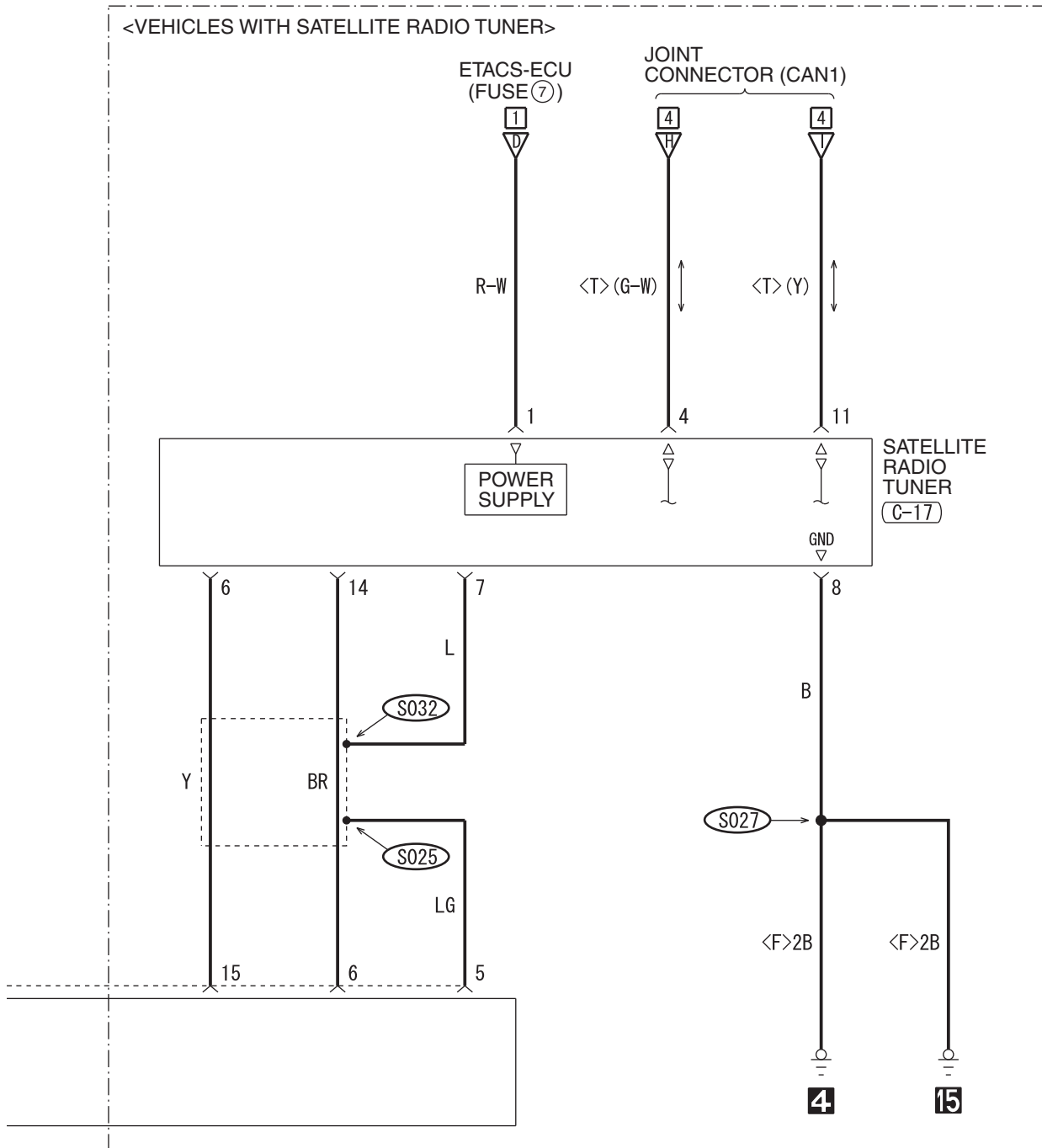
21	22	23	24	25	26	27	28
29	30	31	32	33	34	35	36
37	38						

D-26  
MU801453

1	2	3	4	5	6
7	8	9	10	11	12
13	14				



**6**



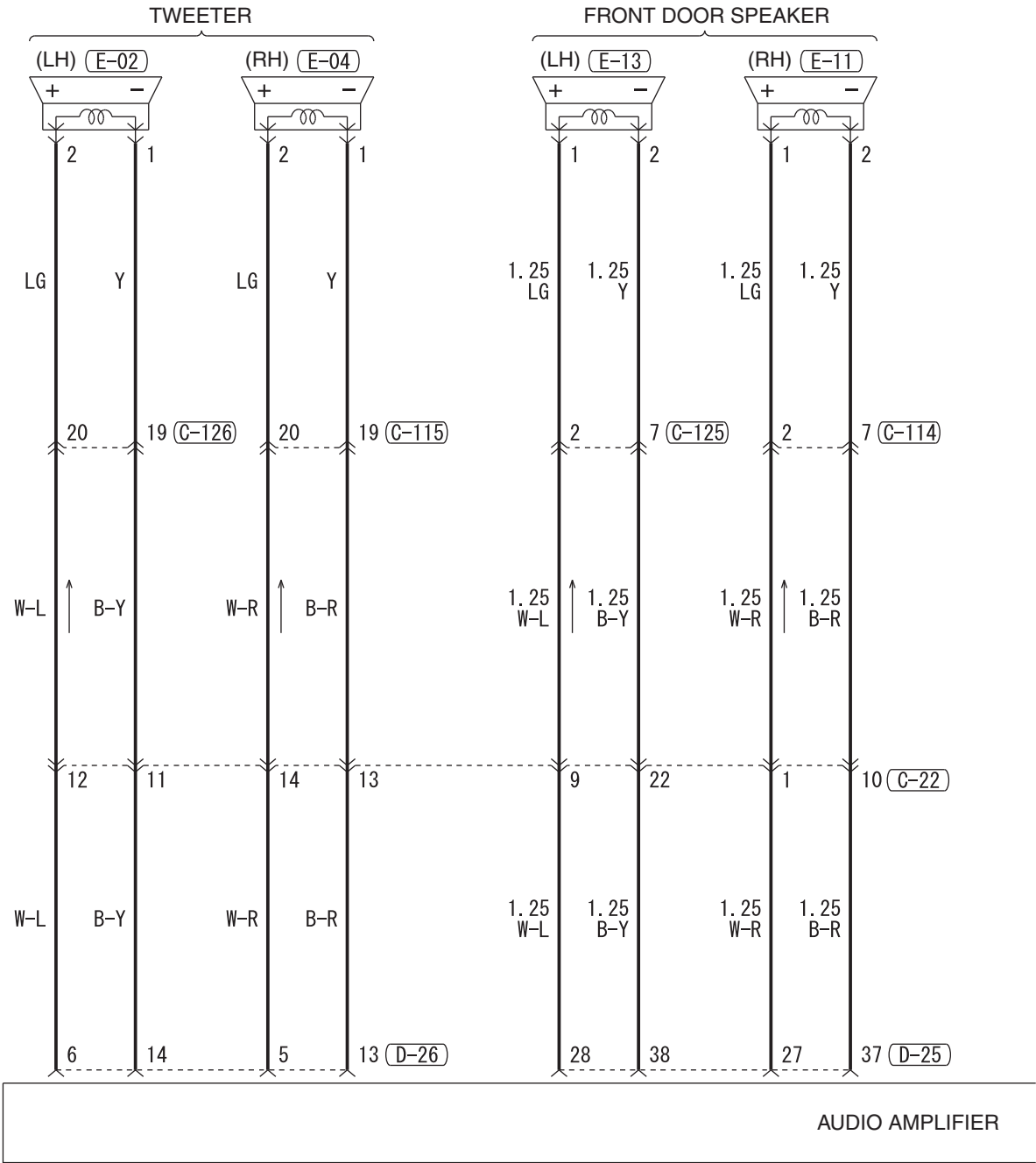
**WIRE COLOR CODE**

B: BLACK LG: LIGHT GREEN G: GREEN L: BLUE W: WHITE Y: YELLOW SB: SKY BLUE  
 BR: BROWN O: ORANGE GR: GRAY R: RED P: PINK V: VIOLET PU: PURPLE SI: SILVER

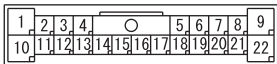
HAH14M01CB

AUDIO SYSTEM <VEHICLES WITH AUDIO AMPLIFIER> (CONTINUED)

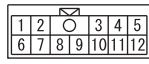
7



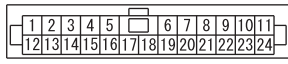
(C-22)



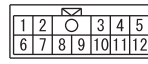
(C-114)



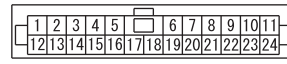
(C-115)



(C-125)



(C-126)



(E-23)



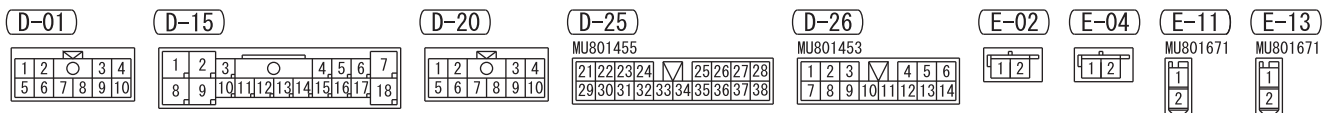
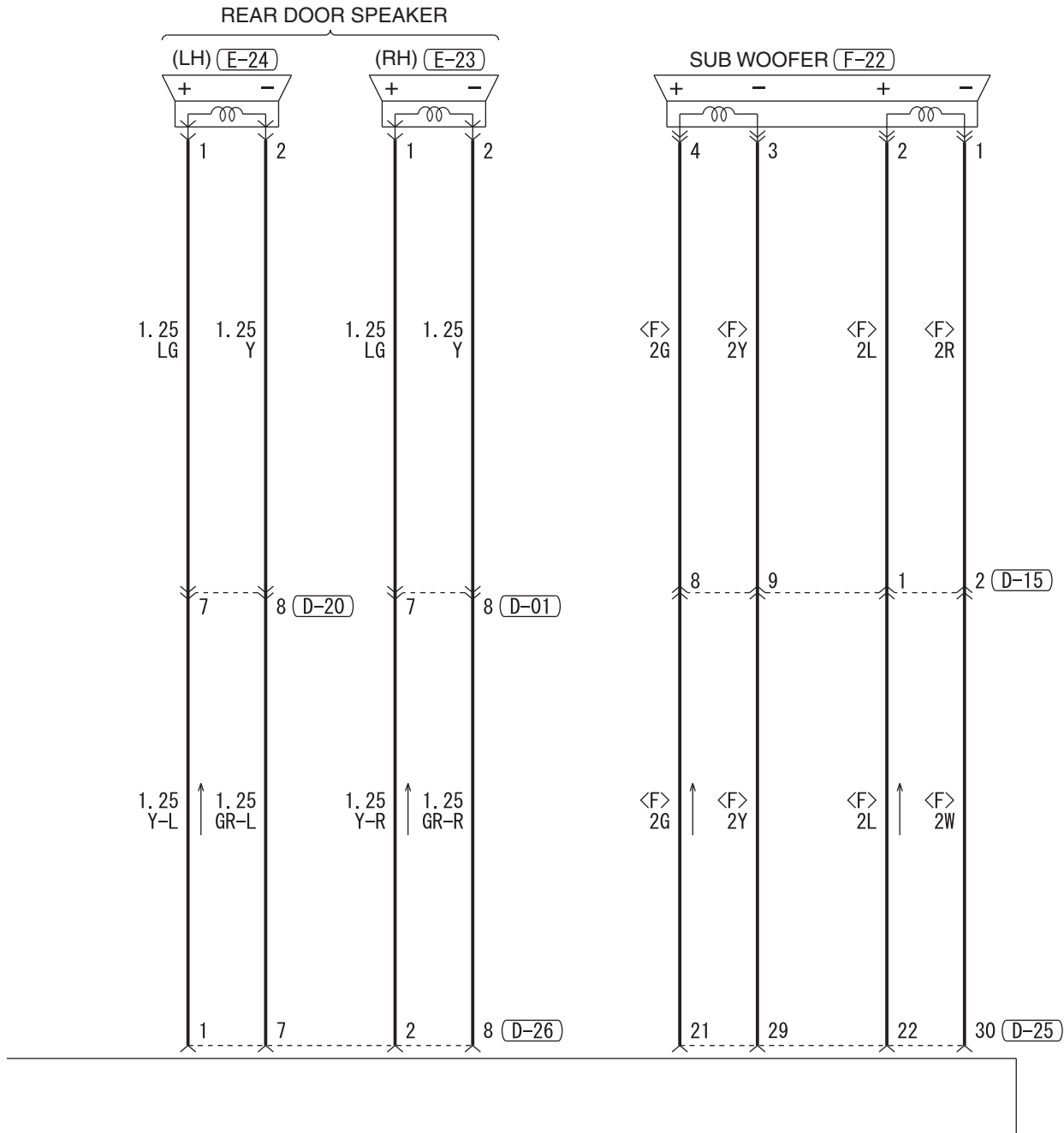
(E-24)



(F-22)



**8**

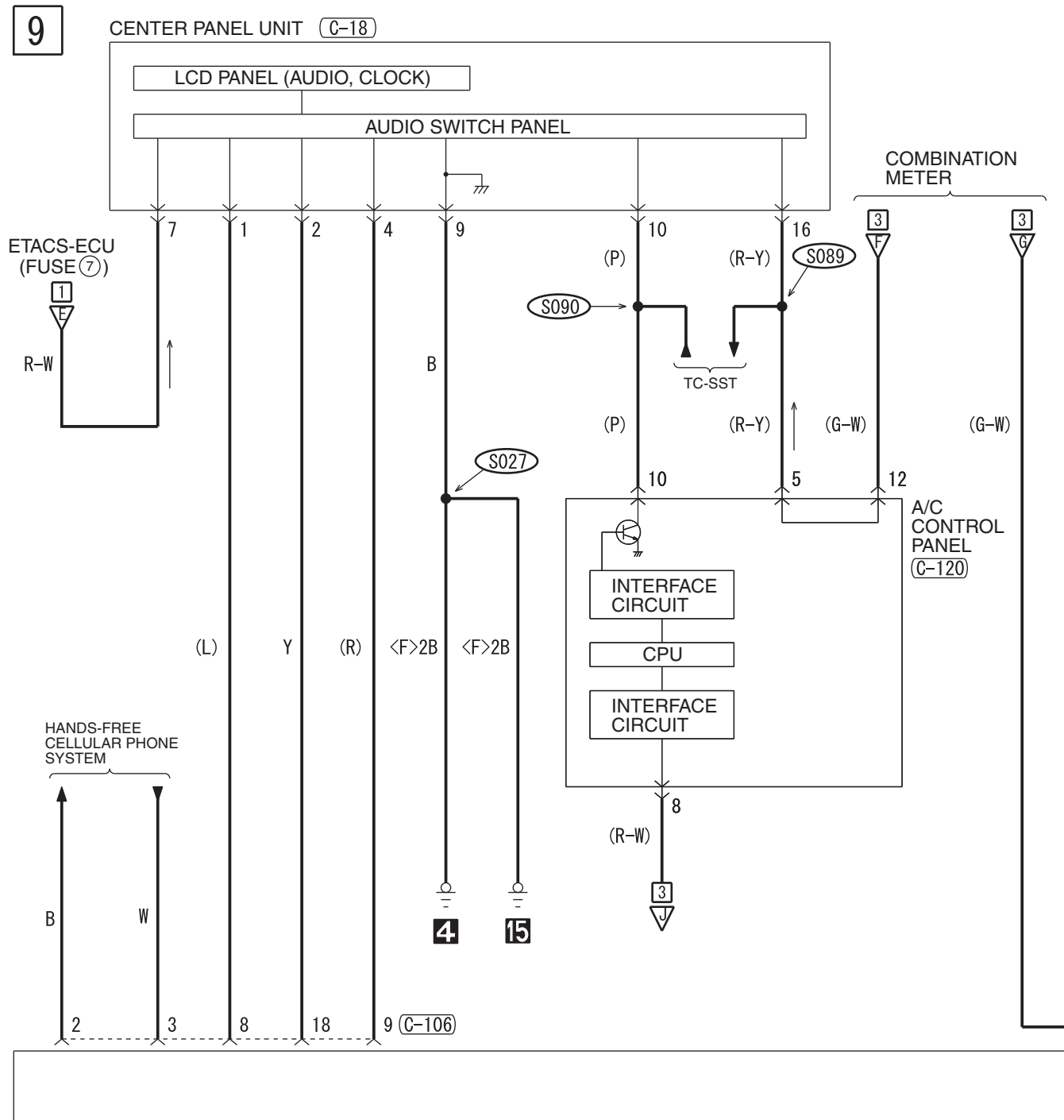


**WIRE COLOR CODE**

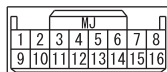
B : BLACK LG : LIGHT GREEN G : GREEN L : BLUE W : WHITE Y : YELLOW SB : SKY BLUE  
 BR : BROWN O : ORANGE GR : GRAY R : RED P : PINK V : VIOLET PU : PURPLE SI : SILVER

HAH14M01DB

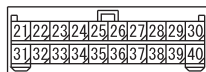
## AUDIO SYSTEM &lt;VEHICLES WITH AUDIO AMPLIFIER&gt; (CONTINUED)



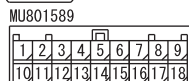
(C-18)



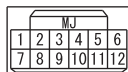
(C-104)



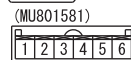
(C-106)



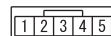
(C-120)



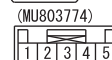
(C-135)



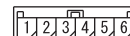
(C-202)



(C-204)



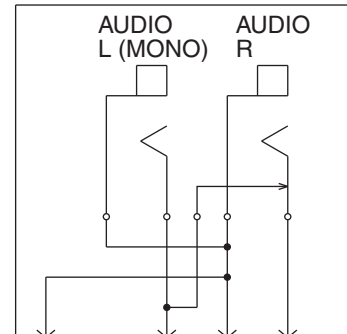
(C-205)



**10**

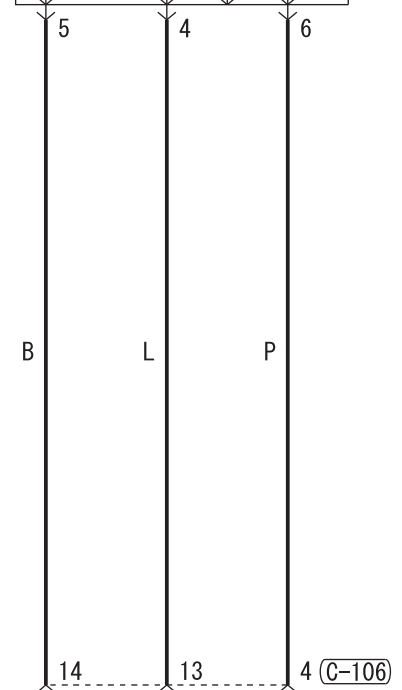
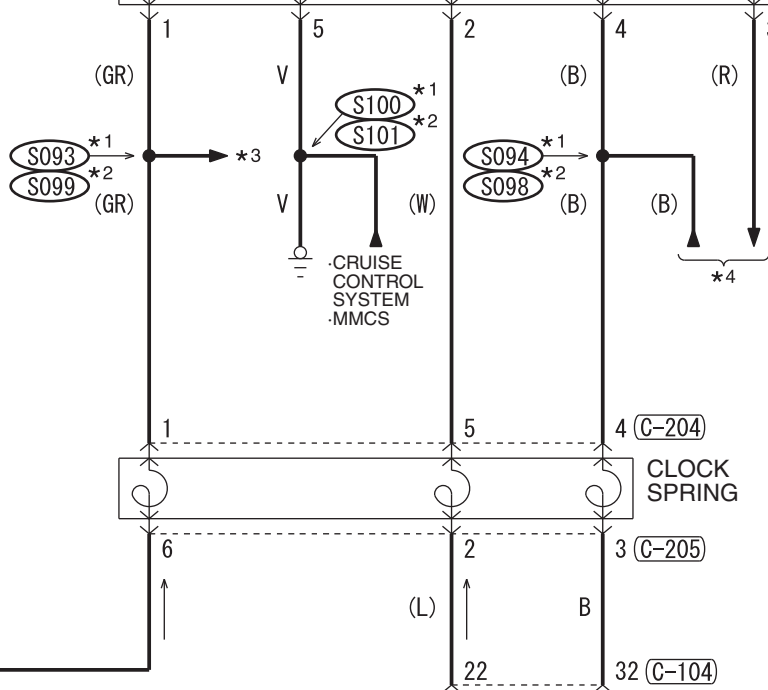
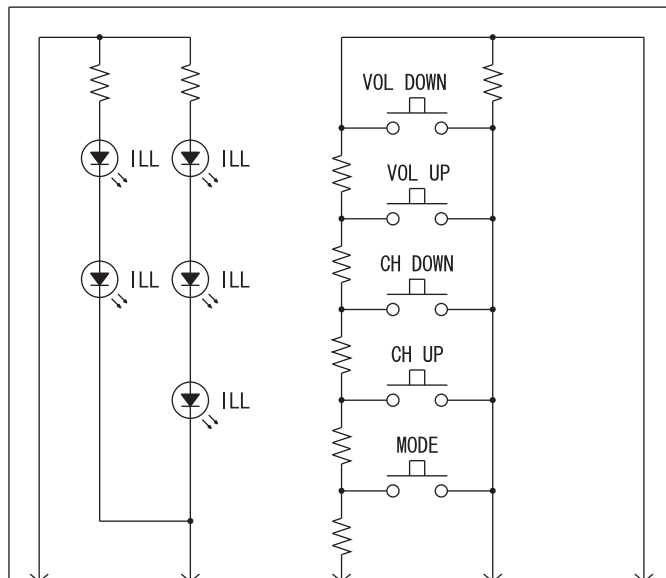
- NOTE  
 \*1: NON-TURBO  
 \*2: TURBO  
 \*3: CRUISE CONTROL SYSTEM  
 -HANDS-FREE CELLULAR  
 PHONE SYSTEM  
 -MITSUBISHI  
 MULTI-COMMUNICATION  
 SYSTEM (MMCS)  
 \*4: -HANDS-FREE CELLULAR  
 PHONE SYSTEM  
 -MITSUBISHI  
 MULTI-COMMUNICATION  
 SYSTEM (MMCS)

**AUDIO ADAPTER (C-135)**



**STEERING  
 WHEEL  
 AUDIO  
 REMOTE  
 CONTROL  
 SWITCH**

(C-202)



**RADIO AND CD PLAYER**

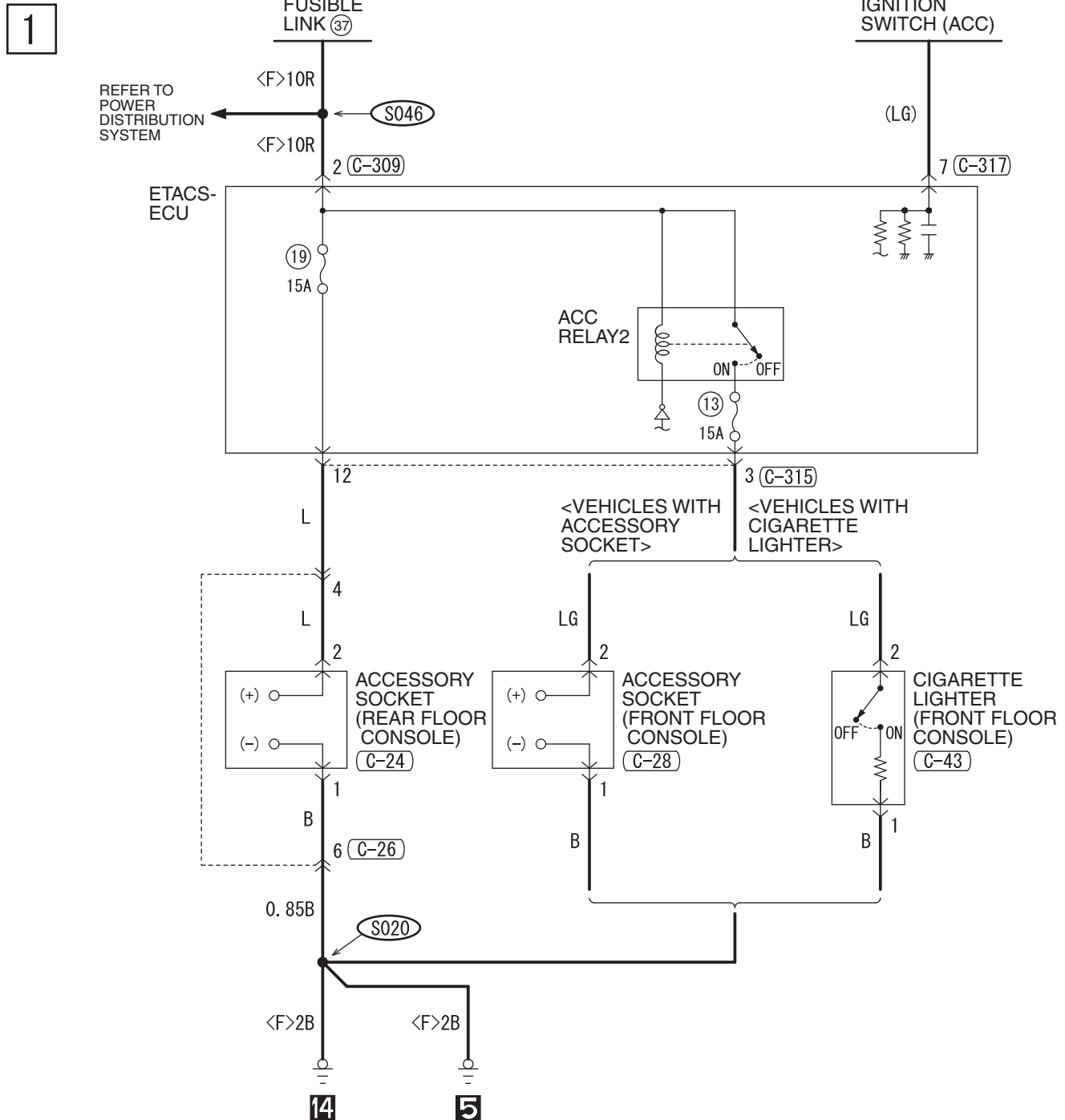
**WIRE COLOR CODE**

B: BLACK LG: LIGHT GREEN G: GREEN L: BLUE W: WHITE Y: YELLOW SB: SKY BLUE  
 BR: BROWN O: ORANGE GR: GRAY R: RED P: PINK V: VIOLET PU: PURPLE SI: SILVER

HAH14M01EB

## ACCESSORY SOCKET AND CIGARETTE LIGHTER

M1901030900093



(C-24)

(C-26)

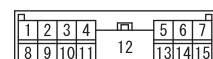
(C-28)

(C-43)

(C-309)

(C-315)

(C-317)



## WIRE COLOR CODE

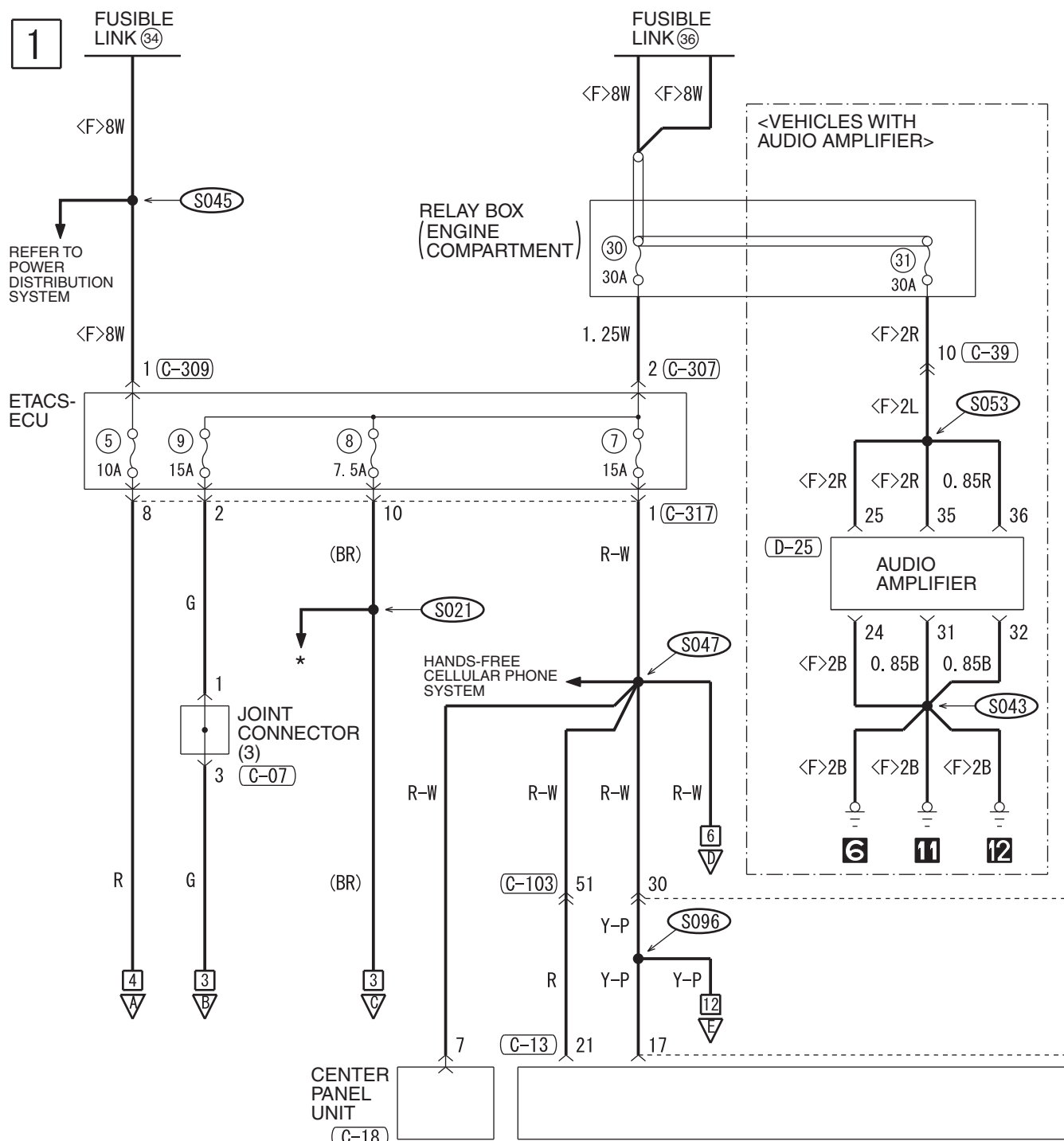
B: BLACK LG: LIGHT GREEN G: GREEN L: BLUE W: WHITE Y: YELLOW SB: SKY BLUE  
BR: BROWN O: ORANGE GR: GRAY R: RED P: PINK V: VIOLET PU: PURPLE SI: SILVER

H9H14M03AA

NOTES

MITSUBISHI MULTI-COMMUNICATION SYSTEM (MMCS)  
<NON-TURBO>

M1901007501546



(C-07)

1	2	3	4	5	6	7	8	9	10	11
12	13	14	15	16	17	18	19	20	21	22
23	24									

(C-11)

81	82	83	84	85	86	87
----	----	----	----	----	----	----

(C-13)

21	22	23	24	25
----	----	----	----	----

(C-14)

1	2	3	4	5	6	7	8	9
10	11	12	13	14	15	16	17	

(C-15)

1	2
---	---

(C-18)

1	2	3	4	5	6	7	8
9	10	11	12	13	14	15	16

(C-317)

1	2	3	4	5	6	7
8	9	10	11	12	13	14
15						

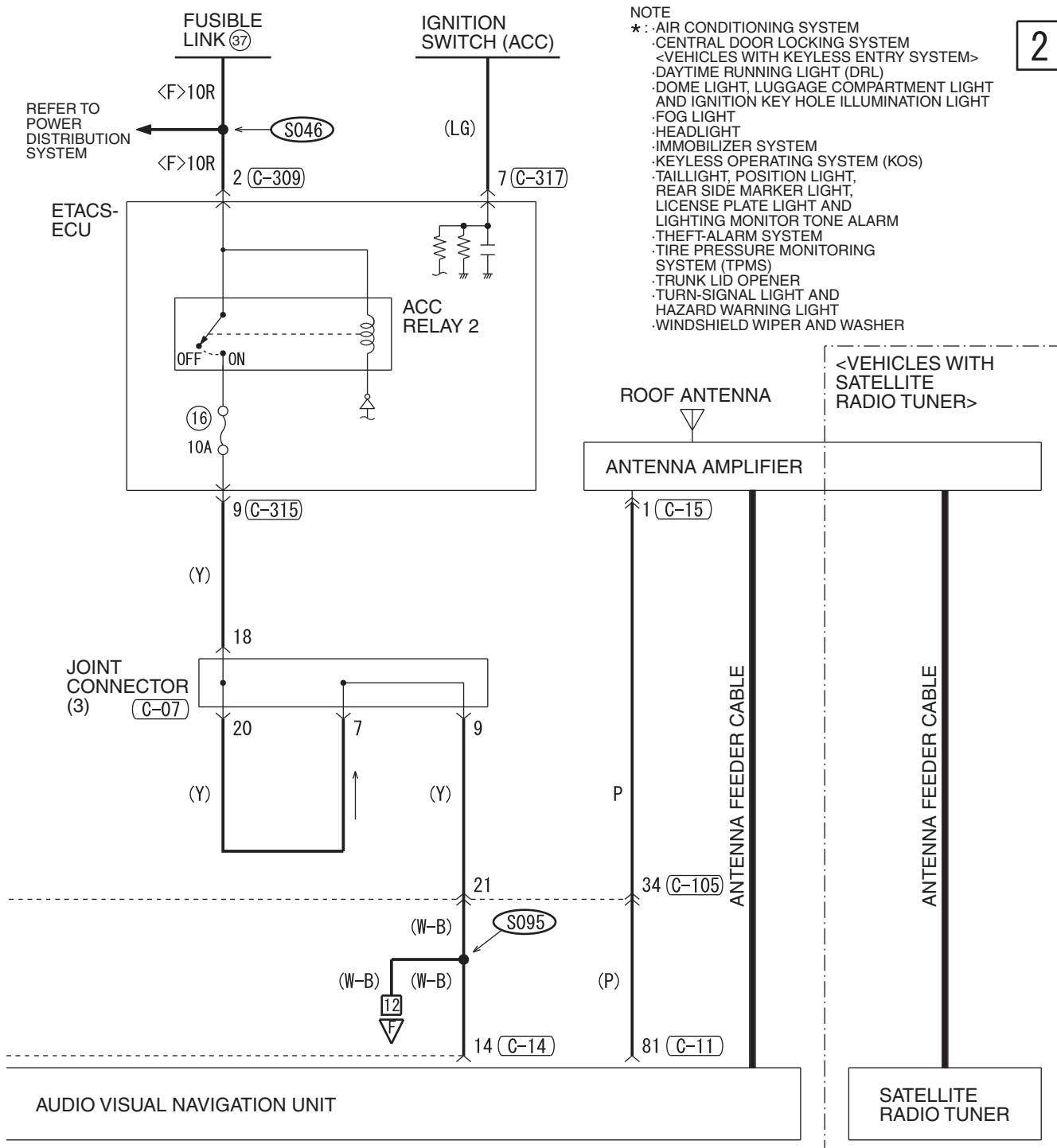
(D-25)

21	22	23	24	25	26	27	28
29	30	31	32	33	34	35	36
37	38						

HAH14M02AA



**2**



(C-39)

1	2	3	4	5	6	7	8	9
10	11	12	13	14	15	16	17	18
19	20	21	22					

(C-103)

41	42	43	44	45	46	47	48	49	50	51
52	53	54	55	56	57	58	59	60	61	62
63	64									

(C-105)

21	22	23	24	25	26	27	28	29	30
31	32	33	34	35	36	37	38	39	40

(C-307)

1	2
---	---

(C-309)

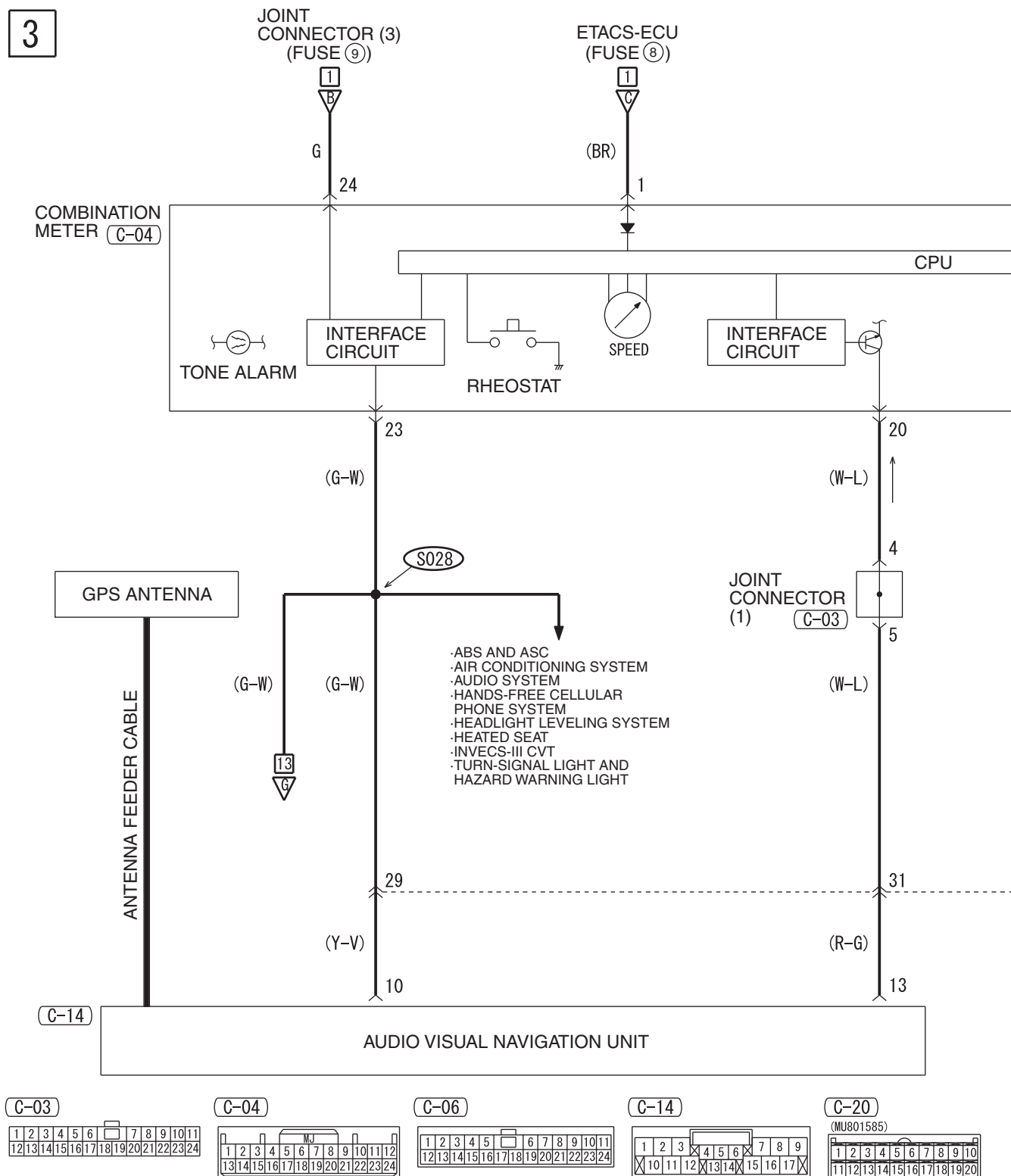
1	2
---	---

(C-315)

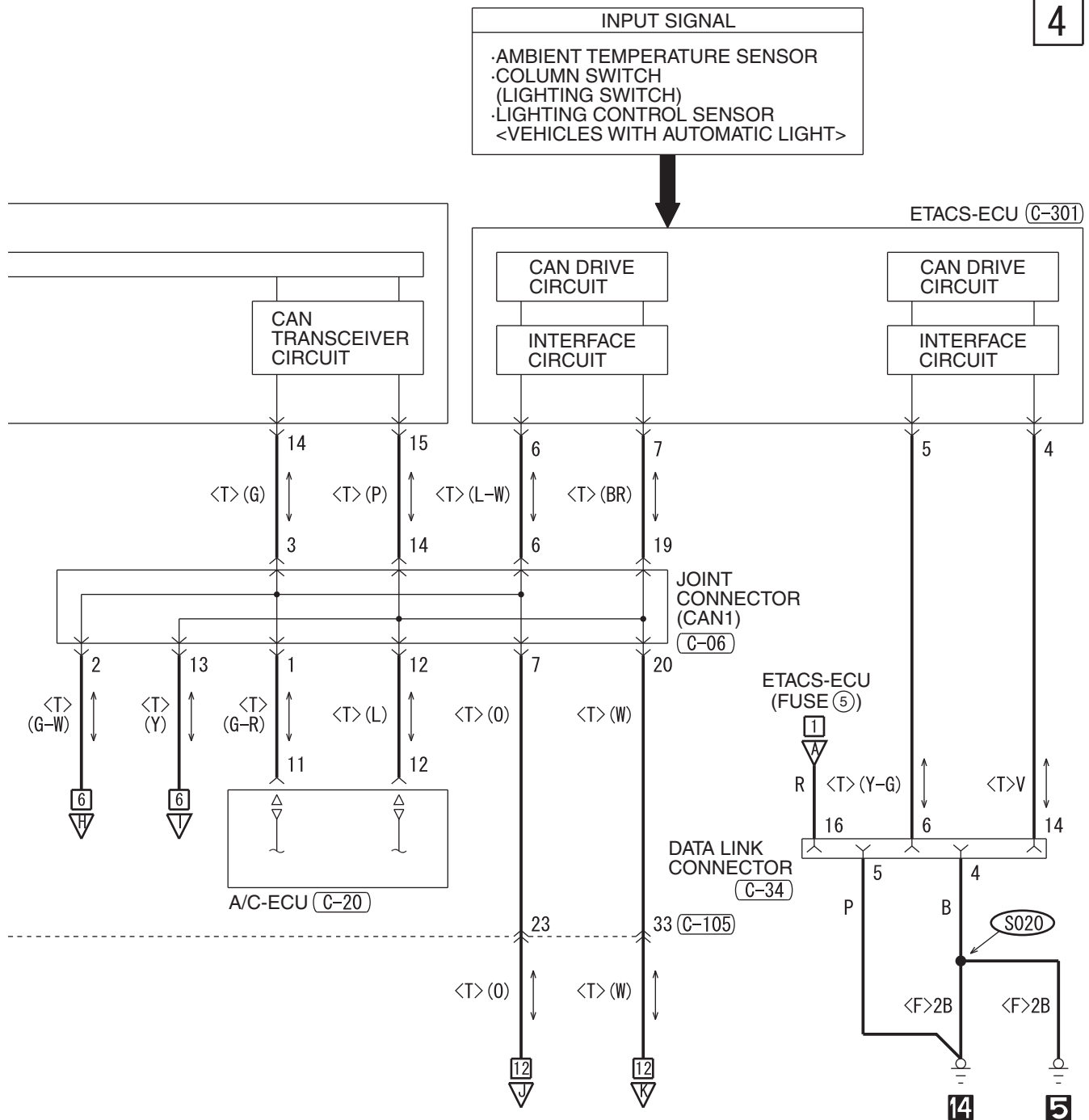
1	2
3	4
5	6
7	8
9	10
11	12
13	14
15	16
17	18
19	

## MITSUBISHI MULTI-COMMUNICATION SYSTEM (MMCS) &lt;NON-TURBO&gt; (CONTINUED)

3



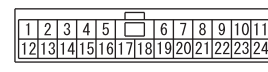
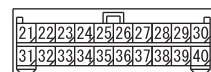
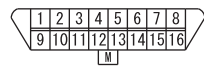
**4**



(C-34) FRONT SIDE

(C-105)

(C-301)




**WIRE COLOR CODE**

B : BLACK LG : LIGHT GREEN G : GREEN L : BLUE W : WHITE Y : YELLOW SB : SKY BLUE  
 BR : BROWN O : ORANGE GR : GRAY R : RED P : PINK V : VIOLET PU : PURPLE SI : SILVER

HAH14M02BB

MITSUBISHI MULTI-COMMUNICATION SYSTEM (MMCS) <NON-TURBO> (CONTINUED)

5



(C-11)

81	82	83	84	85	86	87
----	----	----	----	----	----	----

(C-14)

1	2	3	4	5	6	7	8	9
10	11	12	13	14	15	16	17	18

(C-17)

MU801586

1	2	3	4	5	6	7
8	9	10	11	12	13	14

(C-22)

1	2	3	4	5	6	7	8	9
10	11	12	13	14	15	16	17	18
19	20	21	22					

(C-105)

21	22	23	24	25	26	27	28	29	30
31	32	33	34	35	36	37	38	39	40

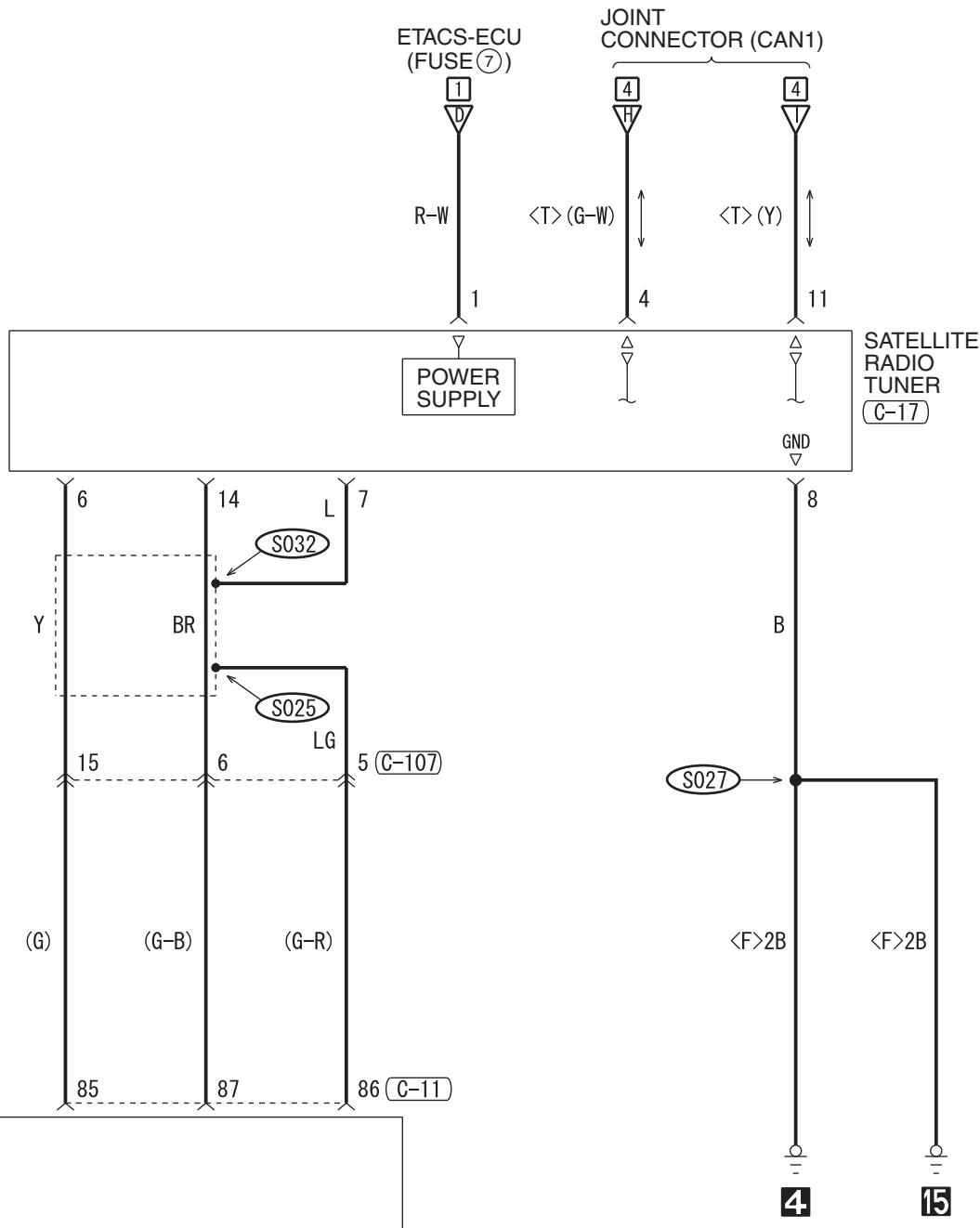
(C-107)

MU801589

1	2	3	4	5	6	7	8	9
10	11	12	13	14	15	16	17	18

**6**

<VEHICLES WITH SATELLITE RADIO TUNER>



**D-25**

MU801455

21	22	23	24	25	26	27	28
29	30	31	32	33	34	35	36
37	38						

**D-26**

MU801453

1	2	3	4	5	6
7	8	9	10	11	12
13	14				

**WIRE COLOR CODE**

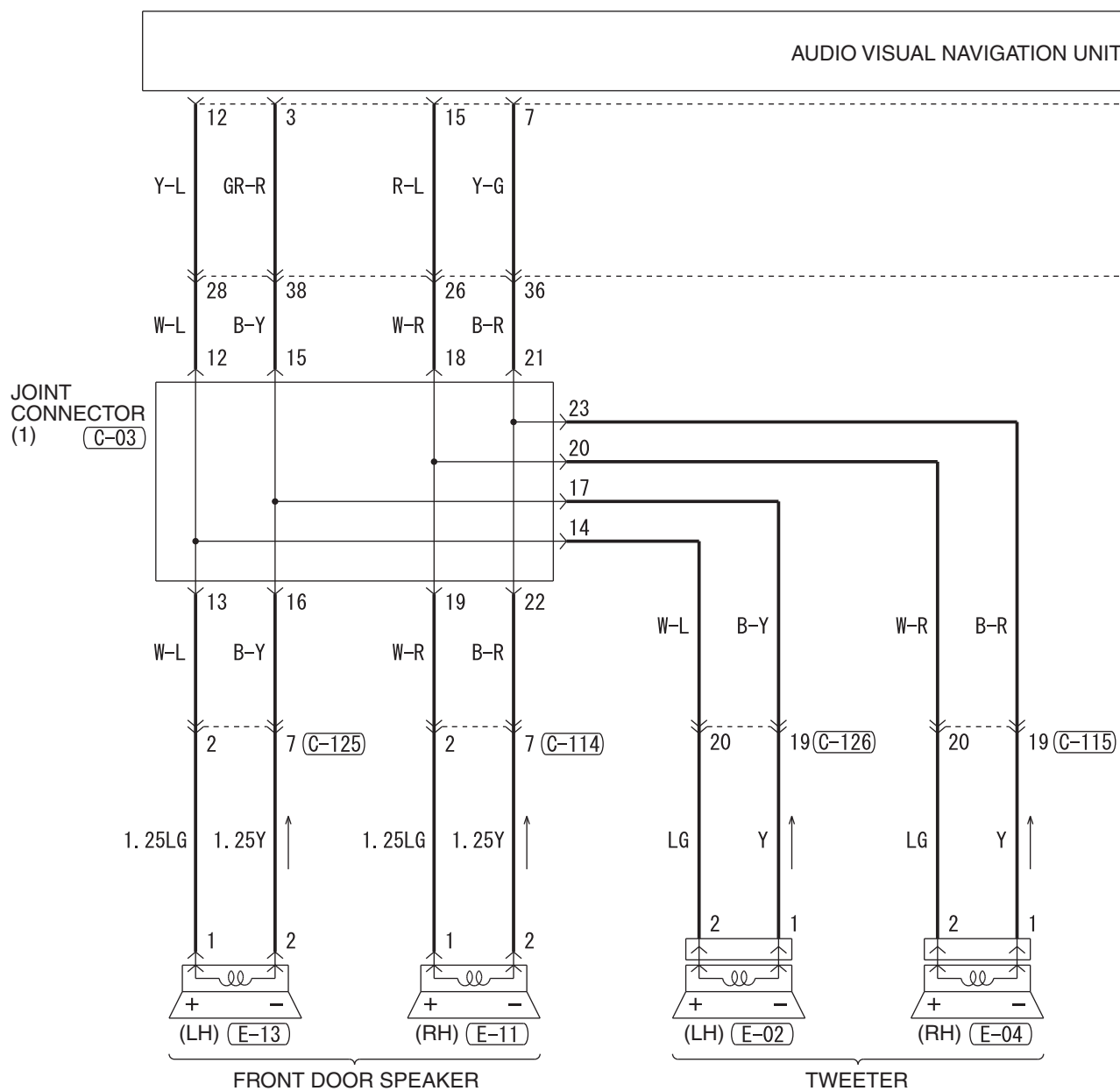
B : BLACK LG : LIGHT GREEN G : GREEN L : BLUE W : WHITE Y : YELLOW SB : SKY BLUE  
 BR : BROWN O : ORANGE GR : GRAY R : RED P : PINK V : VIOLET PU : PURPLE SI : SILVER

HAH14M02CB

## MITSUBISHI MULTI-COMMUNICATION SYSTEM (MMCS) &lt;NON-TURBO&gt; (CONTINUED)

7

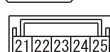
&lt;VEHICLES WITHOUT AUDIO AMPLIFIER&gt;



C-03



C-13



C-14



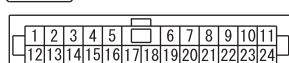
C-21



C-36



C-126



D-01



D-20



E-02



E-04



E-11



E-13



E-23

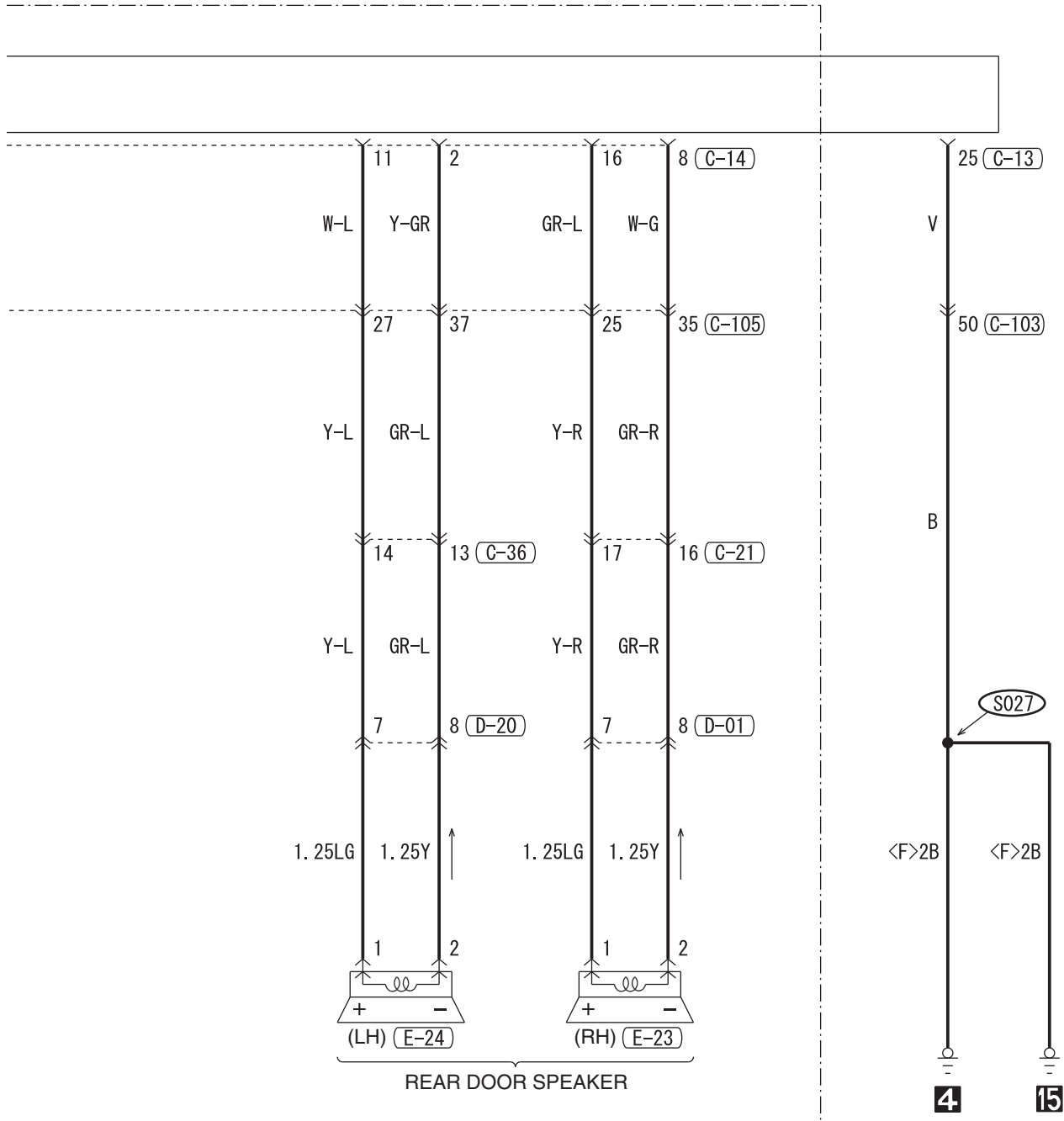


E-24



HAH14M02DA

8



(C-103)

41	42	43	44	45	46	47	48	49	50	51
52	53	54	55	56	57	58	59	60	61	62

(C-105)

21	22	23	24	25	26	27	28	29	30
31	32	33	34	35	36	37	38	39	40

(C-114)

1	2	3	4	5
6	7	8	9	10

(C-115)

1	2	3	4	5	6	7	8	9	10	11
12	13	14	15	16	17	18	19	20	21	22

(C-125)

1	2	3	4	5
6	7	8	9	10

**WIRE COLOR CODE**

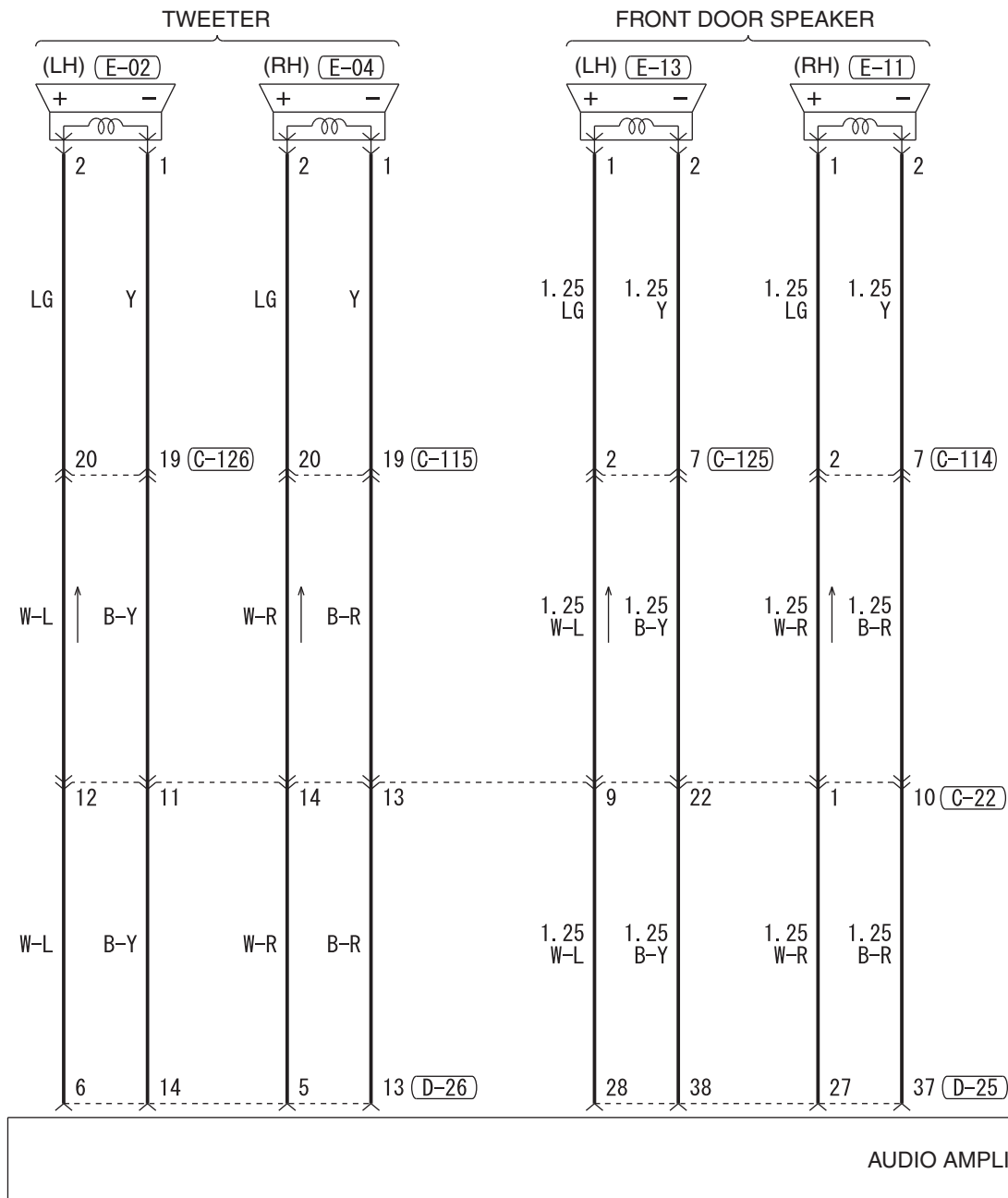
B : BLACK   LG : LIGHT GREEN   G : GREEN   L : BLUE   W : WHITE   Y : YELLOW   SB : SKY BLUE  
 BR : BROWN   O : ORANGE   GR : GRAY   R : RED   P : PINK   V : VIOLET   PU : PURPLE   SI : SILVER

HAH14M02DB

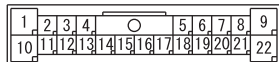
## MITSUBISHI MULTI-COMMUNICATION SYSTEM (MMCS) &lt;NON-TURBO&gt; (CONTINUED)

9

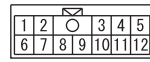
&lt;VEHICLES WITH AUDIO AMPLIFIER&gt;



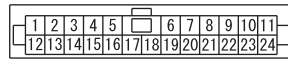
C-22



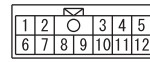
C-114



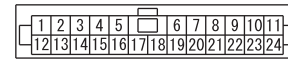
C-115



C-125



C-126



E-23



E-24



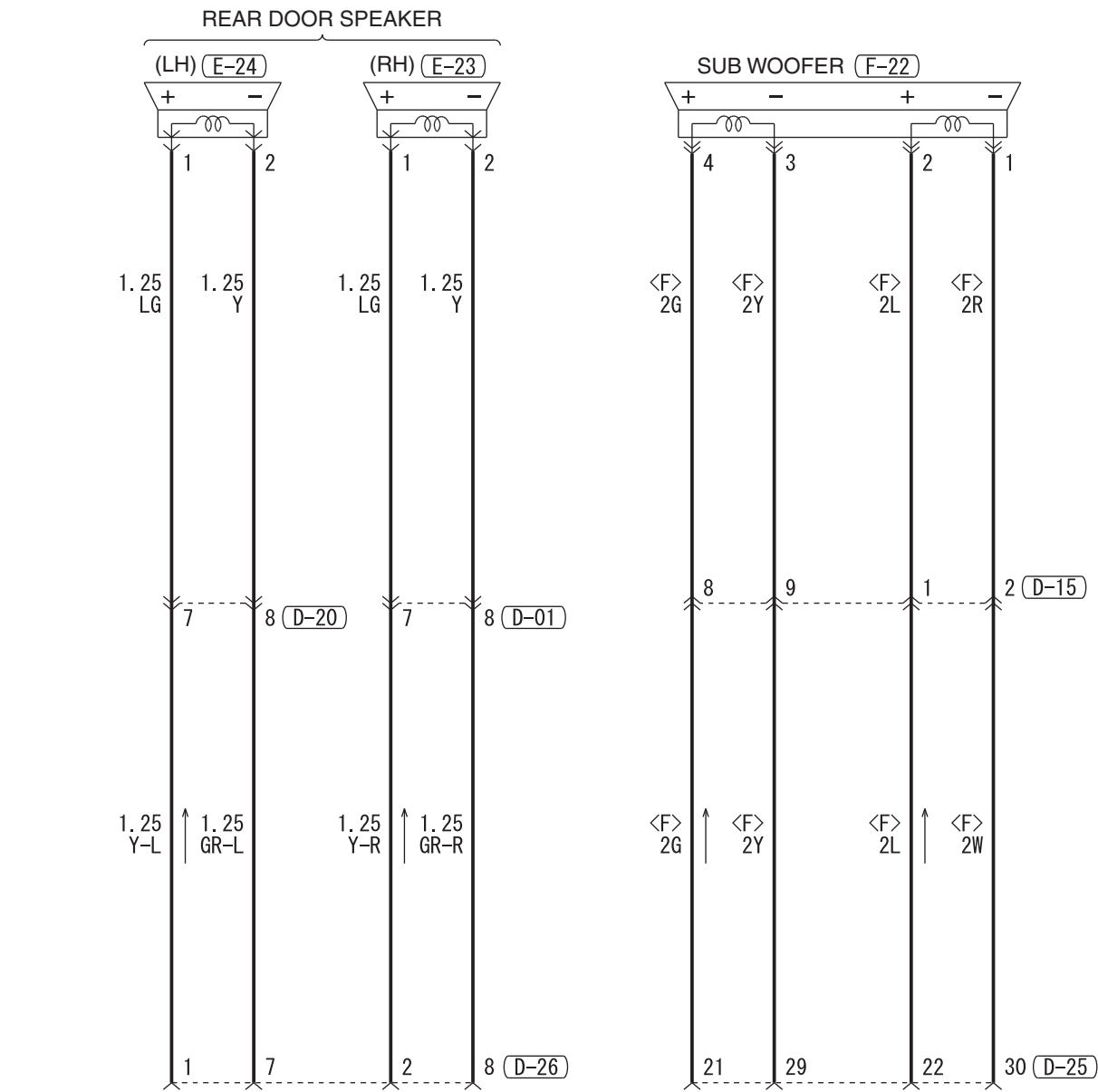
F-22



HAH14M02EA



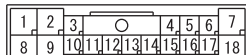
**10**



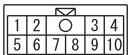
(D-01)



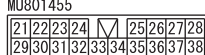
(D-15)



(D-20)



(D-25)



(D-26)



(E-02)



(E-04)



(E-11)



(E-13)

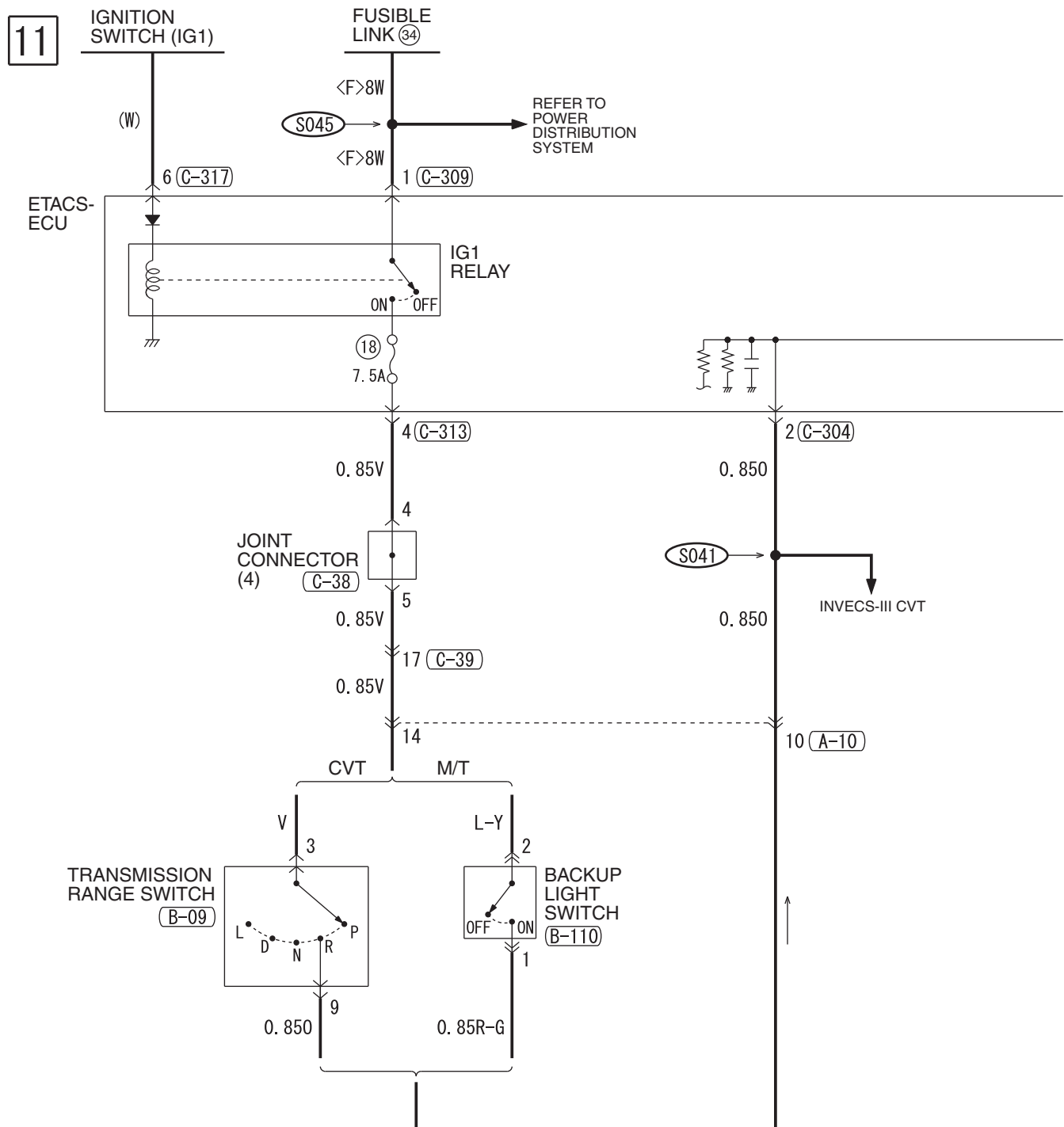


**WIRE COLOR CODE**

B : BLACK LG : LIGHT GREEN G : GREEN L : BLUE W : WHITE Y : YELLOW SB : SKY BLUE  
 BR : BROWN O : ORANGE GR : GRAY R : RED P : PINK V : VIOLET PU : PURPLE SI : SILVER

HAH14M02EB

## MITSUBISHI MULTI-COMMUNICATION SYSTEM (MMCS) &lt;NON-TURBO&gt; (CONTINUED)



(A-10)

1	2	3	4	✉		5	6	7	8	9										
10	11	12	13	14	15	16	17	18	19	20										

(B-09)

MU802355

1	2	3	4	5	6
7	8	9	10		

(B-110)

MU802601

1	2
---	---

(C-03)

1	2	3	4	5	6		7	8	9	10	11	
12	13	14	15	16	17	18	19	20	21	22	23	24


(C-12)

41	42	43	44	45	46	47	48	49	50	51	52	53	54	55	56
57	58	59	60	61	62	63	64	65	66	67	68	69	70	71	72

(C-13)

21	22	23	24	25
----	----	----	----	----


(C-304)

1	2	3	4		5	6	7	
8	9	10	11	12	13	14	15	16

(C-309)

1	2
---	---

(C-311)

1	2	3	4		5	6	7	8	9	
10	11	12	13	14	15	16	17	18	19	20

(C-313)

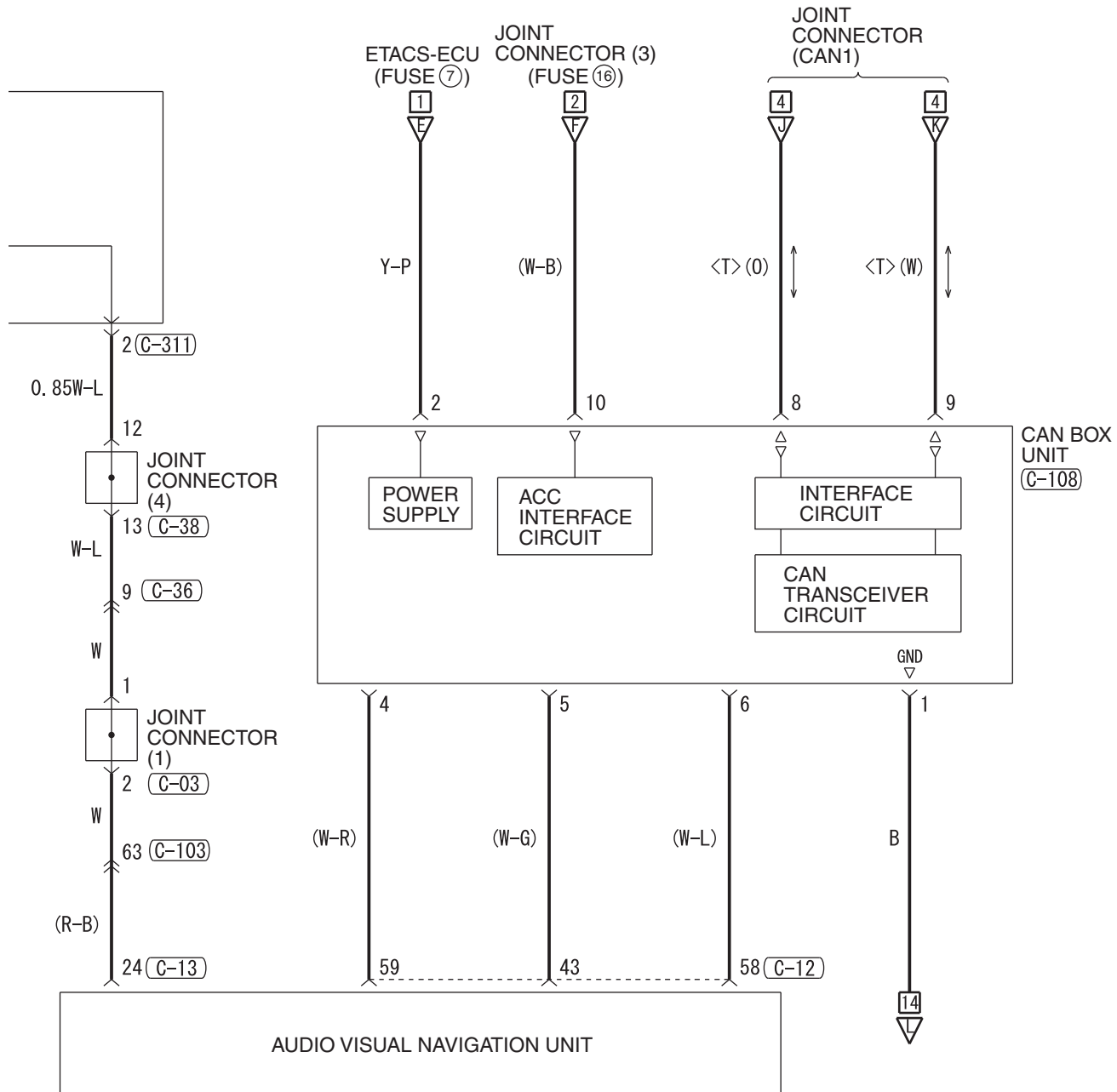
--	--	--	--	--	--	--	--	--	--	--	--	--	--	--	--	--	--	--	--	--	--	--	--	--	--	--	--	--	--	--	--	--	--	--	--	--	--	--	--	--	--	--	--	--	--	--	--	--	--	--	--	--	--	--	--	--	--	--	--	--	--	--	--	--	--	--	--	--	--	--	--	--	--	--	--	--	--	--	--	--	--	--	--	--	--	--	--	--	--	--	--	--	--	--	--	--	--	--	--	--	--	--	--	--	--	--	--	--	--	--	--	--	--	--	--	--	--	--	--	--	--	--	--	--	--	--	--	--	--	--	--	--	--	--	--	--	--	--	--	--	--	--	--	--	--	--	--	--	--	--	--	--	--	--	--	--	--	--	--	--	--	--	--	--	--	--	--	--	--	--	--	--	--	--	--	--	--	--	--	--	--	--	--	--	--	--	--	--	--	--	--	--	--	--	--	--	--	--	--	--	--	--	--	--	--	--	--	--	--	--	--	--	--	--	--	--	--	--	--	--	--	--	--	--	--	--	--	--	--	--	--	--	--	--	--	--	--	--	--	--	--	--	--	--	--	--	--	--	--	--	--	--	--	--	--	--	--	--	--	--	--	--	--	--	--	--	--	--	--	--	--	--	--	--	--	--	--	--	--	--	--	--	--	--	--	--	--	--	--	--	--	--	--	--	--	--	--	--	--	--	--	--	--	--	--	--	--	--	--	--	--	--	--	--	--	--	--	--	--	--	--	--	--	--	--	--	--	--	--	--	--	--	--	--	--	--	--	--	--	--	--	--	--	--	--	--	--	--	--	--	--	--	--	--	--	--	--	--	--	--	--	--	--	--	--	--	--	--	--	--	--	--	--	--	--	--	--	--	--	--	--	--	--	--	--	--	--	--	--	--	--	--	--	--	--	--	--	--	--	--	--	--	--	--	--	--	--	--	--	--	--	--	--	--	--	--	--	--	--	--	--	--	--	--	--	--	--	--	--	--	--	--	--	--	--	--	--	--	--	--	--	--	--	--	--	--	--	--	--	--	--	--	--	--	--	--	--	--	--	--	--	--	--	--	--	--	--	--	--	--	--	--	--	--	--	--	--	--	--	--	--	--	--	--	--	--	--	--	--	--	--	--	--	--	--	--	--	--	--	--	--	--	--	--	--	--	--	--	--	--	--	--	--	--	--	--	--	--	--	--	--	--	--	--	--	--	--	--	--	--	--	--	--	--	--	--	--	--	--	--	--	--	--	--	--	--	--	--	--	--	--	--	--	--	--	--	--	--	--	--	--	--	--	--	--	--	--	--	--	--	--	--	--	--	--	--	--	--	--	--	--	--	--	--	--	--	--	--	--	--	--	--	--	--	--	--	--	--	--	--	--	--	--	--	--	--	--	--	--	--	--	--	--	--	--	--	--	--	--	--	--	--	--	--	--	--	--	--	--	--	--	--	--	--	--	--	--	--	--	--	--	--	--	--	--	--	--	--	--	--	--	--	--	--	--	--	--	--	--	--	--	--	--	--	--	--	--	--	--	--	--	--	--	--	--	--	--	--	--	--	--	--	--	--	--	--	--	--	--	--	--	--	--	--	--	--	--	--	--	--	--	--	--	--	--	--	--	--	--	--	--	--	--	--	--	--	--	--	--	--	--	--	--	--	--	--	--	--	--	--	--	--	--	--	--	--	--	--	--	--	--	--	--	--	--	--	--	--	--	--	--	--	--	--	--	--	--	--	--	--	--	--	--	--	--	--	--	--	--	--	--	--	--	--	--	--	--	--	--	--	--	--	--	--	--	--	--	--	--	--	--	--	--	--	--	--	--	--	--	--	--	--	--	--	--	--	--	--	--	--	--	--	--	--	--	--	--	--	--	--	--	--	--	--	--	--	--	--	--	--	--	--	--	--	--	--	--	--	--	--	--	--	--	--	--	--	--	--	--	--	--	--	--	--	--	--	--	--	--	--	--	--	--	--	--	--	--	--	--	--	--	--	--	--	--	--	--	--	--	--	--	--	--	--	--	--	--	--	--	--	--	--	--	--	--	--	--	--	--	--	--	--	--	--	--	--	--	--	--	--	--	--	--	--	--	--	--	--	--	--	--	--	--	--	--	--	--	--	--	--	--	--	--	--	--	--	--	--	--	--	--	--	--	--	--	--	--	--	--	--	--	--	--	--	--	--	--	--	--	--	--	--	--	--	--	--	--	--	--	--	--	--	--	--	--	--	--	--	--	--	--	--	--	--	--	--	--	--	--	--	--	--	--	--	--	--	--	--	--	--	--	--	--	--	--	--	--	--	--	--	--	--	--	--	--	--	--	--	--	--	--	--	--	--	--	--	--	--	--	--	--	--	--	--	--	--	--	--	--	--	--	--	--	--	--	--	--	--	--	--	--	--	--	--	--	--	--	--	--	--	--	--	--	--	--	--	--	--	--	--	--	--	--	--	--	--	--	--	--	--	--	--	--	--	--	--	--	--	--	--	--	--	--	--	--	--	--	--	--	--	--	--	--	--	--	--	--	--	--	--	--	--	--	--	--	--	--	--	--	--	--	--	--	--	--	--	--	--	--	--	--	--	--	--	--	--	--	--	--	--	--	--	--	--	--	--	--	--	--	--	--	--	--	--	--	--	--	--	--	--	--	--	--	--	--	--	--	--	--	--	--	--	--	--	--	--	--	--	--	--	--	--	--	--	--	--	--	--	--	--	--	--	--	--	--	--	--	--	--	--	--	--	--	--	--	--	--	--	--	--	--	--	--	--	--	--	--	--	--	--	--	--	--	--	--	--	--	--	--	--	--	--	--	--	--	--	--	--	--	--	--	--	--	--	--	--	--	--	--	--	--	--	--	--	--	--	--	--	--	--	--	--	--	--	--	--	--	--	--	--	--	--	--	--	--	--	--	--	--	--	--	--	--	--	--	--	--	--	--	--	--	--	--	--	--	--	--	--	--	--	--	--	--	--	--	--	--	--	--	--	--	--	--	--	--	--	--	--	--	--	--	--	--	--	--	--	--	--	--	--	--	--	--	--	--	--	--	--	--	--	--	--	--	--	--	--	--	--	--	--	--	--	--	--	--	--	--	--	--	--	--	--	--	--	--	--	--	--

(C-317)

1	2	3	4		5	6	7
8	9	10	11	12	13	14	15

HAH14M02FA

**12**



(C-36)

1	2	3	4		5	6	7	8	9	
10	11	12	13	14	15	16	17	18	19	20

(C-38)

1	2	3	4	5	6		7	8	9	10	11	
12	13	14	15	16	17	18	19	20	21	22	23	24

(C-39)

1	2	3	4	○				5	6	7	8	9
10	11	12	13	14	15	16	17	18	19	20	21	22

(C-103)

41	42	43	44	45		46	47	48	49	50	51	
52	53	54	55	56	57	58	59	60	61	62	63	64

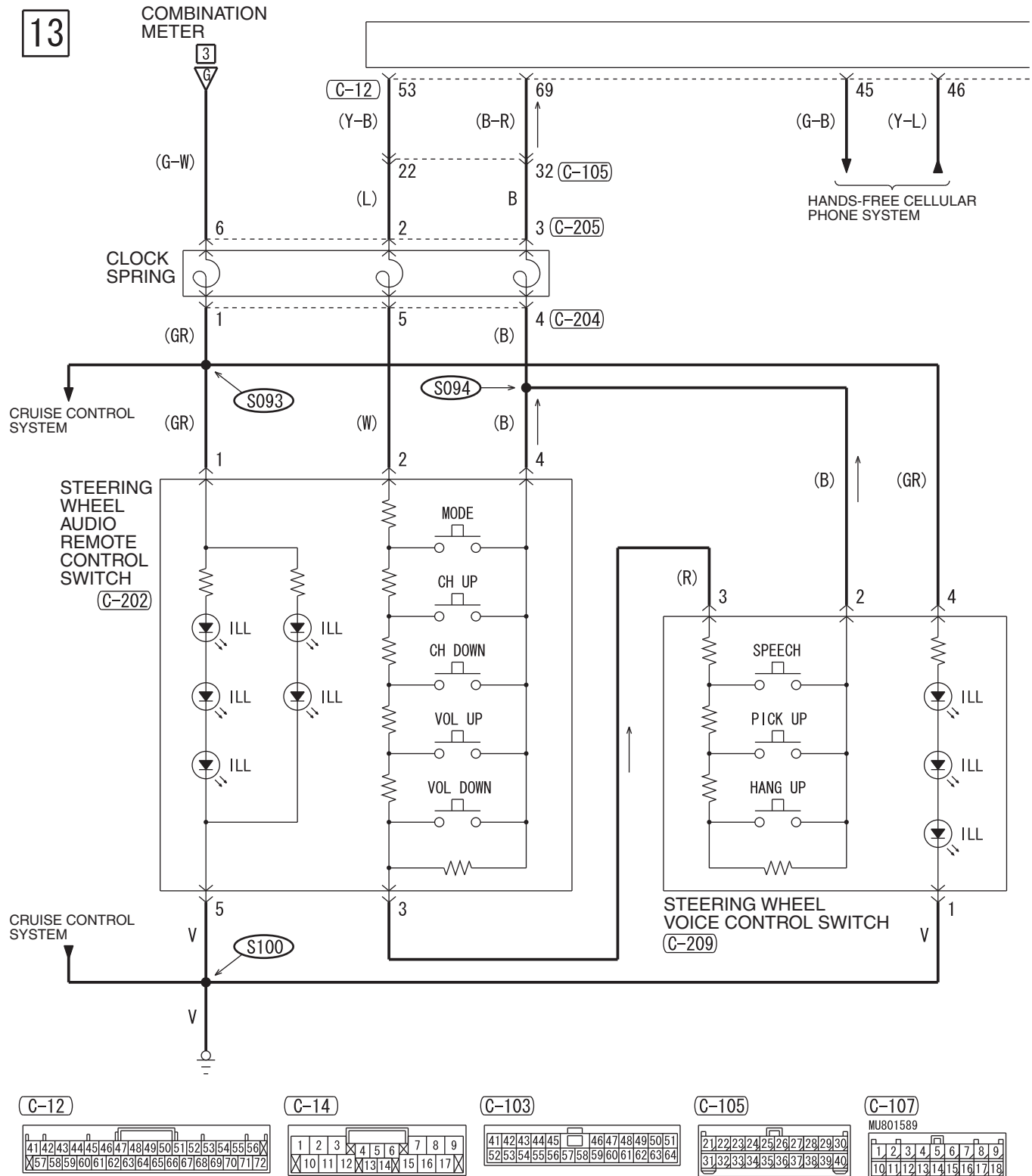
(C-108)

1	2	3	4	5	6	7	8	9	10
---	---	---	---	---	---	---	---	---	----

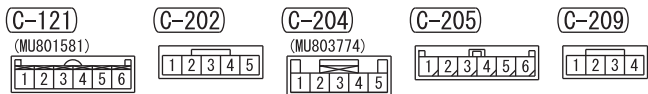
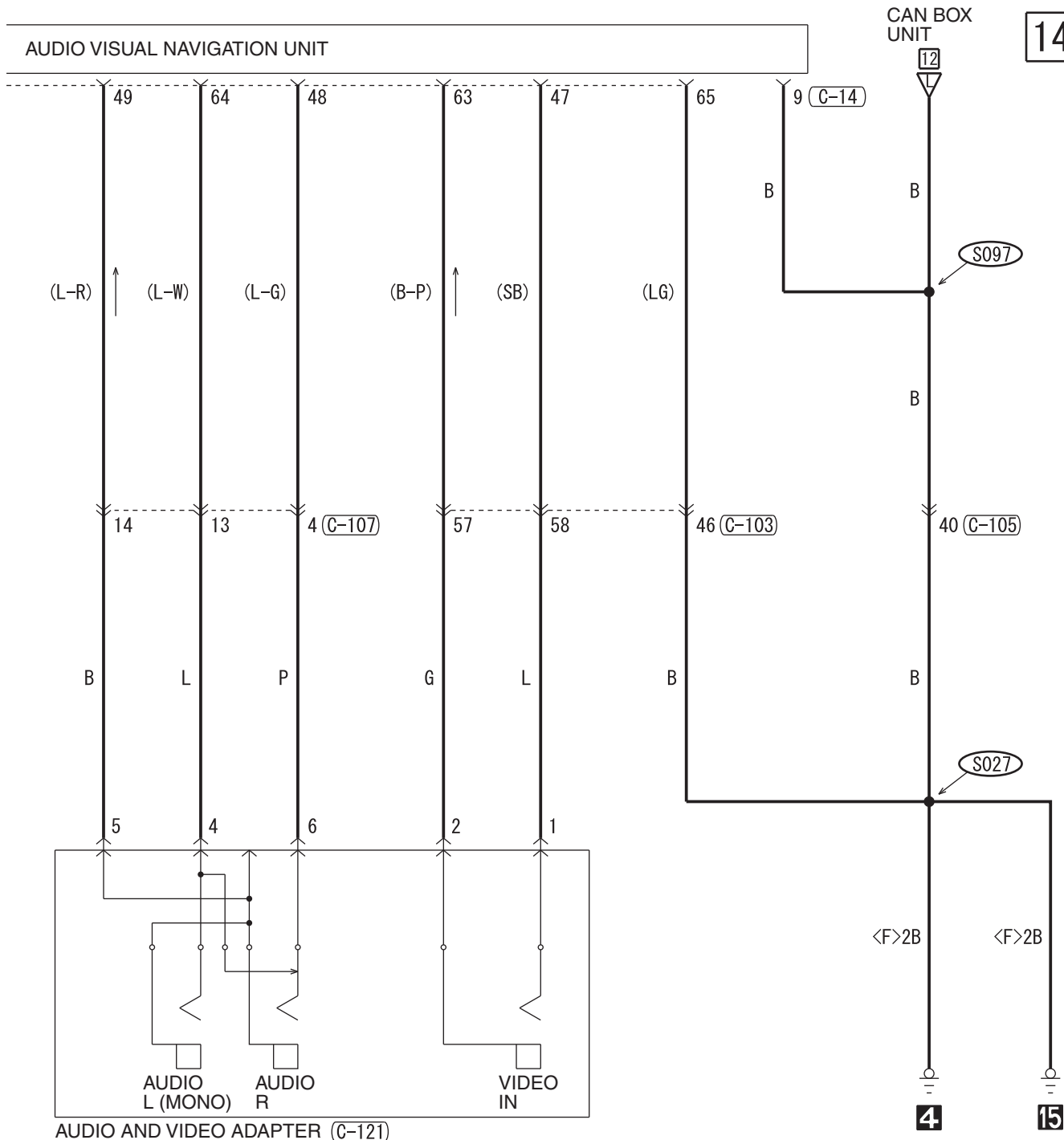
**WIRE COLOR CODE**

B : BLACK LG : LIGHT GREEN G : GREEN L : BLUE W : WHITE Y : YELLOW SB : SKY BLUE  
 BR : BROWN O : ORANGE GR : GRAY R : RED P : PINK V : VIOLET PU : PURPLE SI : SILVER

HAH14M02FB

**MITSUBISHI MULTI-COMMUNICATION SYSTEM (MMCS) <NON-TURBO> (CONTINUED)**

**14**

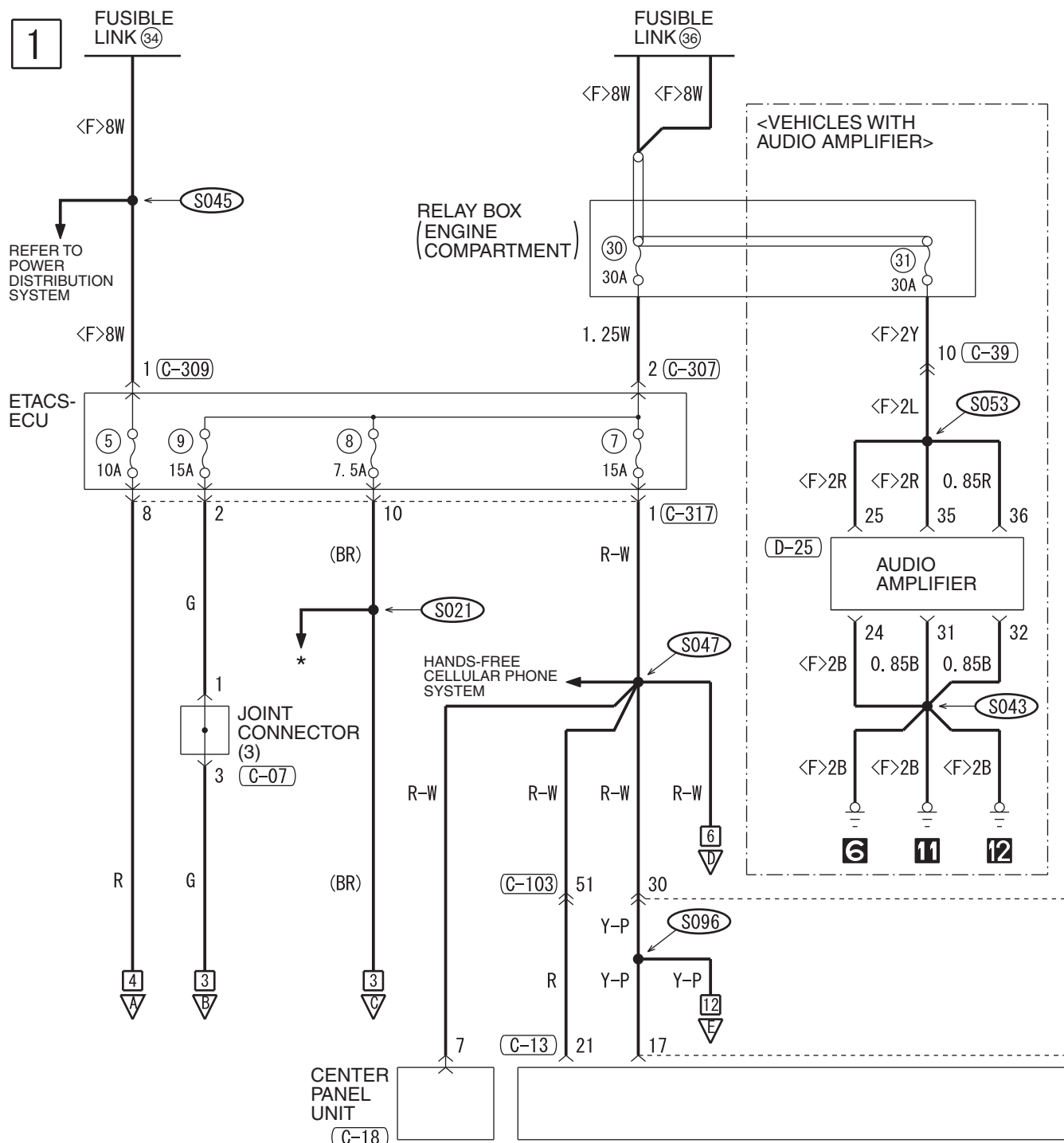


**WIRE COLOR CODE**  
 B : BLACK LG : LIGHT GREEN G : GREEN L : BLUE W : WHITE Y : YELLOW SB : SKY BLUE  
 BR : BROWN O : ORANGE GR : GRAY R : RED P : PINK V : VIOLET PU : PURPLE SI : SILVER

HAH14M02GB

MITSUBISHI MULTI-COMMUNICATION SYSTEM (MMCS)  
<TURBO>

M1901007501557



(C-07)

1	2	3	4	5	6	7	8	9	10	11
12	13	14	15	16	17	18	19	20	21	22
23	24									

(C-11)

81	82	83	84	85	86	87
----	----	----	----	----	----	----

(C-13)

21	22	23	24	25
----	----	----	----	----

(C-14)

1	2	3	4	5	6	7	8	9
10	11	12	13	14	15	16	17	

(C-15)

1	2
---	---

(C-18)

1	2	3	4	5	6	7	8
9	10	11	12	13	14	15	16

(C-317)

1	2	3	4	5	6	7
8	9	10	11	12	13	14
15						

(D-25)

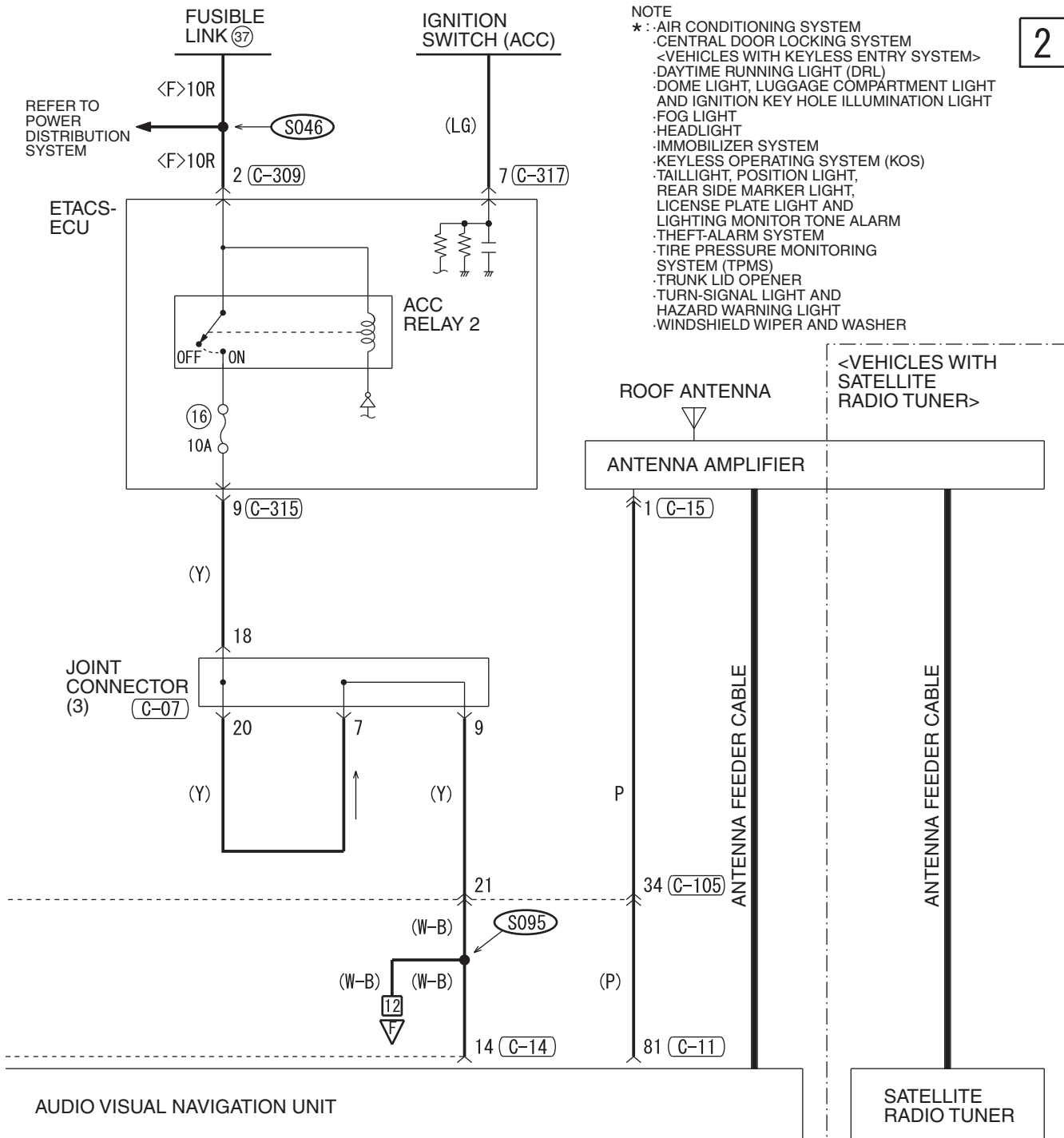
21	22	23	24	25	26	27	28
29	30	31	32	33	34	35	36
37	38						

HAH14M03AA

**2**

**NOTE**

- \* : AIR CONDITIONING SYSTEM
- CENTRAL DOOR LOCKING SYSTEM
- <VEHICLES WITH KEYLESS ENTRY SYSTEM>
- DAYTIME RUNNING LIGHT (DRL)
- DOME LIGHT, LUGGAGE COMPARTMENT LIGHT AND IGNITION KEY HOLE ILLUMINATION LIGHT
- FOG LIGHT
- HEADLIGHT
- IMMOBILIZER SYSTEM
- KEYLESS OPERATING SYSTEM (KOS)
- TAILLIGHT, POSITION LIGHT, REAR SIDE MARKER LIGHT, LICENSE PLATE LIGHT AND LIGHTING MONITOR TONE ALARM
- THEFT-ALARM SYSTEM
- TIRE PRESSURE MONITORING SYSTEM (TPMS)
- TRUNK LID OPENER
- TURN-SIGNAL LIGHT AND HAZARD WARNING LIGHT
- WINDSHIELD WIPER AND WASHER



(C-39)

1	2	3	4	5	6	7	8	9
10	11	12	13	14	15	16	17	18
19	20	21	22					

(C-103)

41	42	43	44	45	46	47	48	49	50	51
52	53	54	55	56	57	58	59	60	61	62
63	64									

(C-105)

21	22	23	24	25	26	27	28	29	30
31	32	33	34	35	36	37	38	39	40

(C-307)

1	2
---	---

(C-309)

1	2
---	---

(C-315)

1	2
3	4
5	6
7	8
9	10
11	12
13	14
15	16
17	18
19	

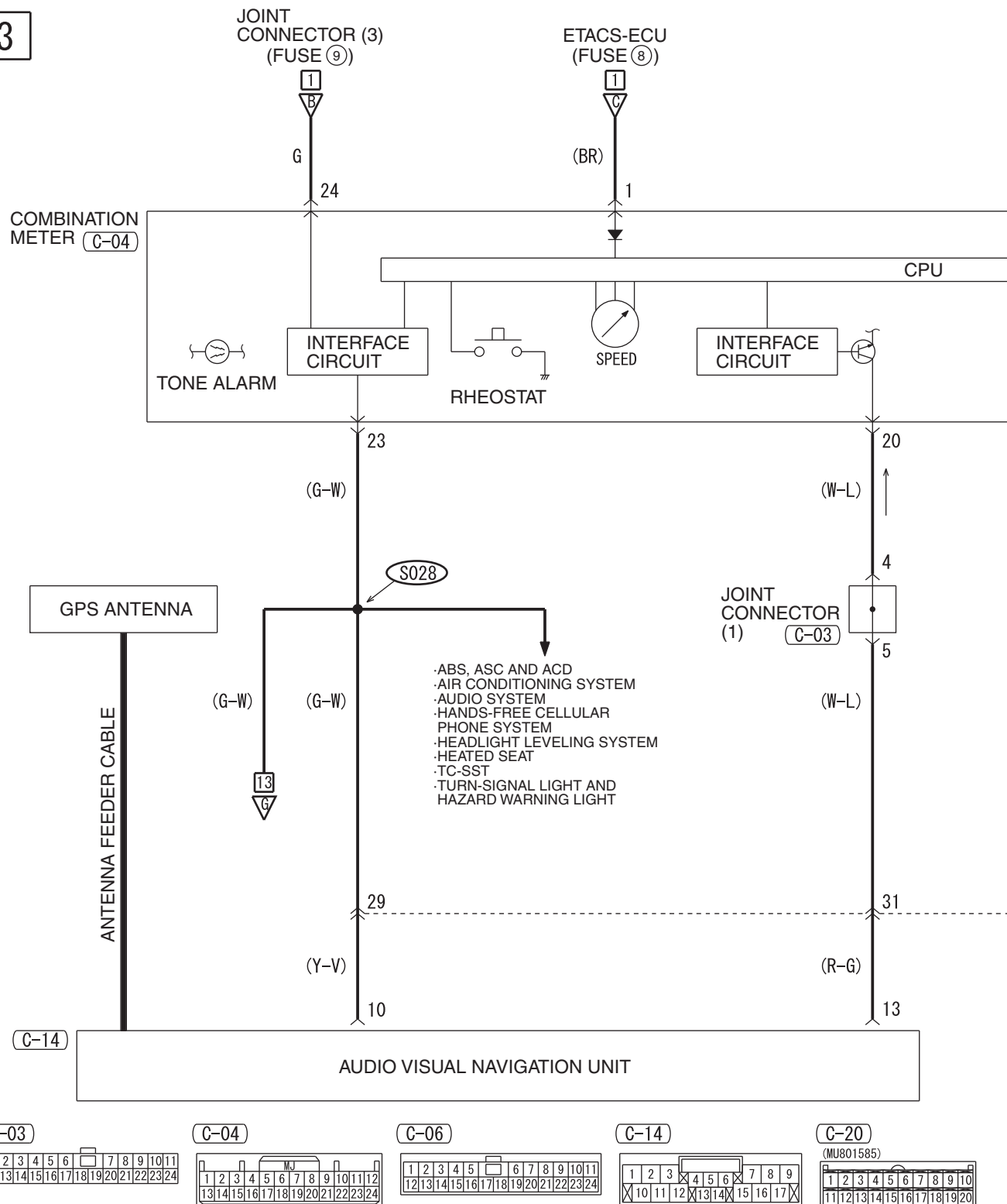
**WIRE COLOR CODE**

B : BLACK LG : LIGHT GREEN G : GREEN L : BLUE W : WHITE Y : YELLOW SB : SKY BLUE  
 BR : BROWN O : ORANGE GR : GRAY R : RED P : PINK V : VIOLET PU : PURPLE SI : SILVER

HAH14M03AB

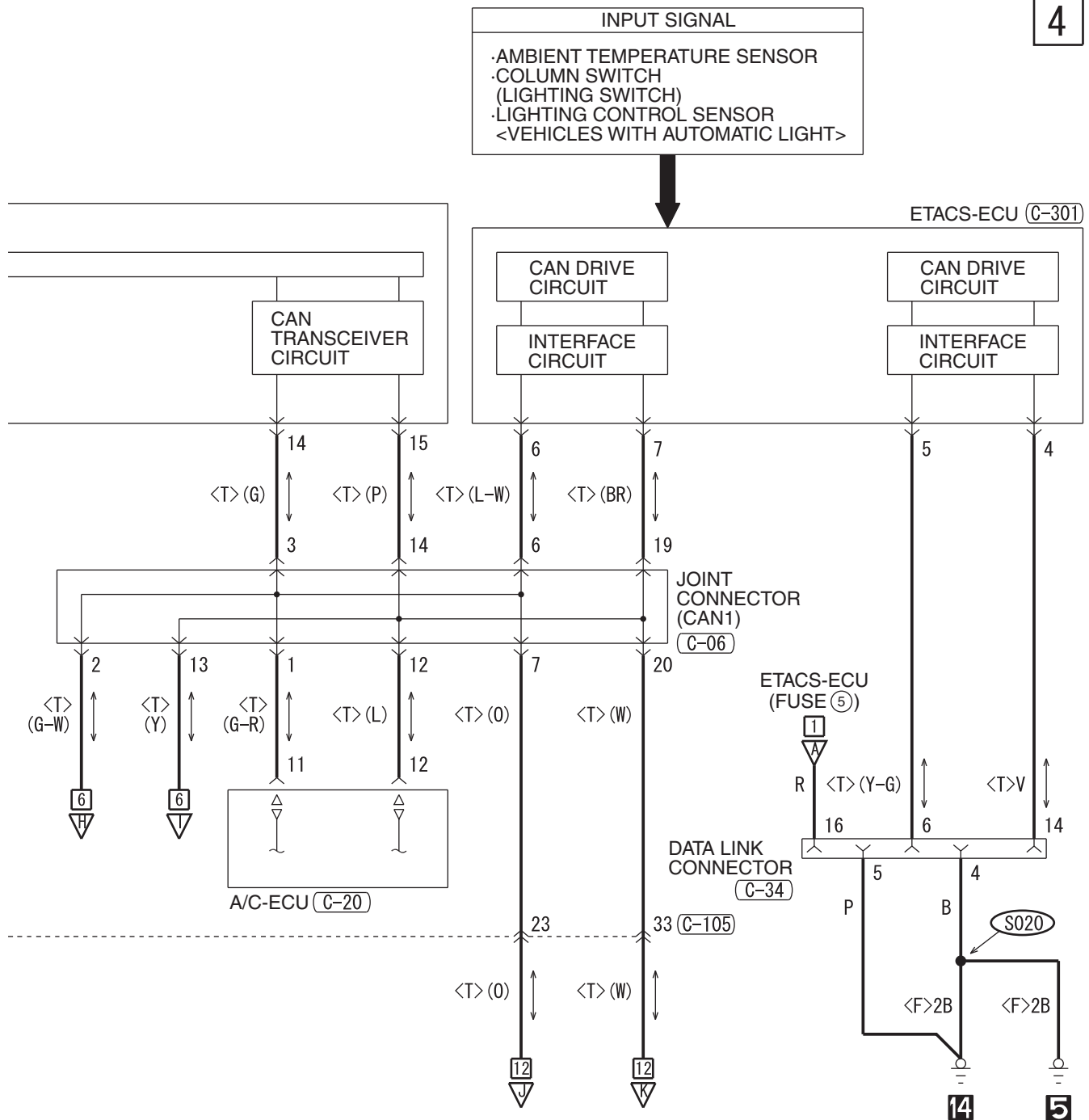
## MITSUBISHI MULTI-COMMUNICATION SYSTEM (MMCS) &lt;TURBO&gt; (CONTINUED)

3





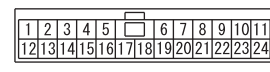
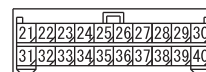
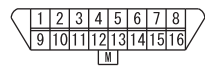
**4**



(C-34) FRONT SIDE

(C-105)

(C-301)




**WIRE COLOR CODE**

B : BLACK LG : LIGHT GREEN G : GREEN L : BLUE W : WHITE Y : YELLOW SB : SKY BLUE  
 BR : BROWN O : ORANGE GR : GRAY R : RED P : PINK V : VIOLET PU : PURPLE SI : SILVER

HAH14M03BB

MITSUBISHI MULTI-COMMUNICATION SYSTEM (MMCS) <TURBO> (CONTINUED)

5



(C-11)

81	82	83	84	85	86	87
----	----	----	----	----	----	----

(C-14)

1	2	3	4	5	6	7	8	9
10	11	12	13	14	15	16	17	18

(C-17)

MU801586

1	2	3	4	5	6	7
8	9	10	11	12	13	14

(C-22)

1	2	3	4	5	6	7	8	9
10	11	12	13	14	15	16	17	18
19	20	21	22					

(C-105)

21	22	23	24	25	26	27	28	29	30
31	32	33	34	35	36	37	38	39	40

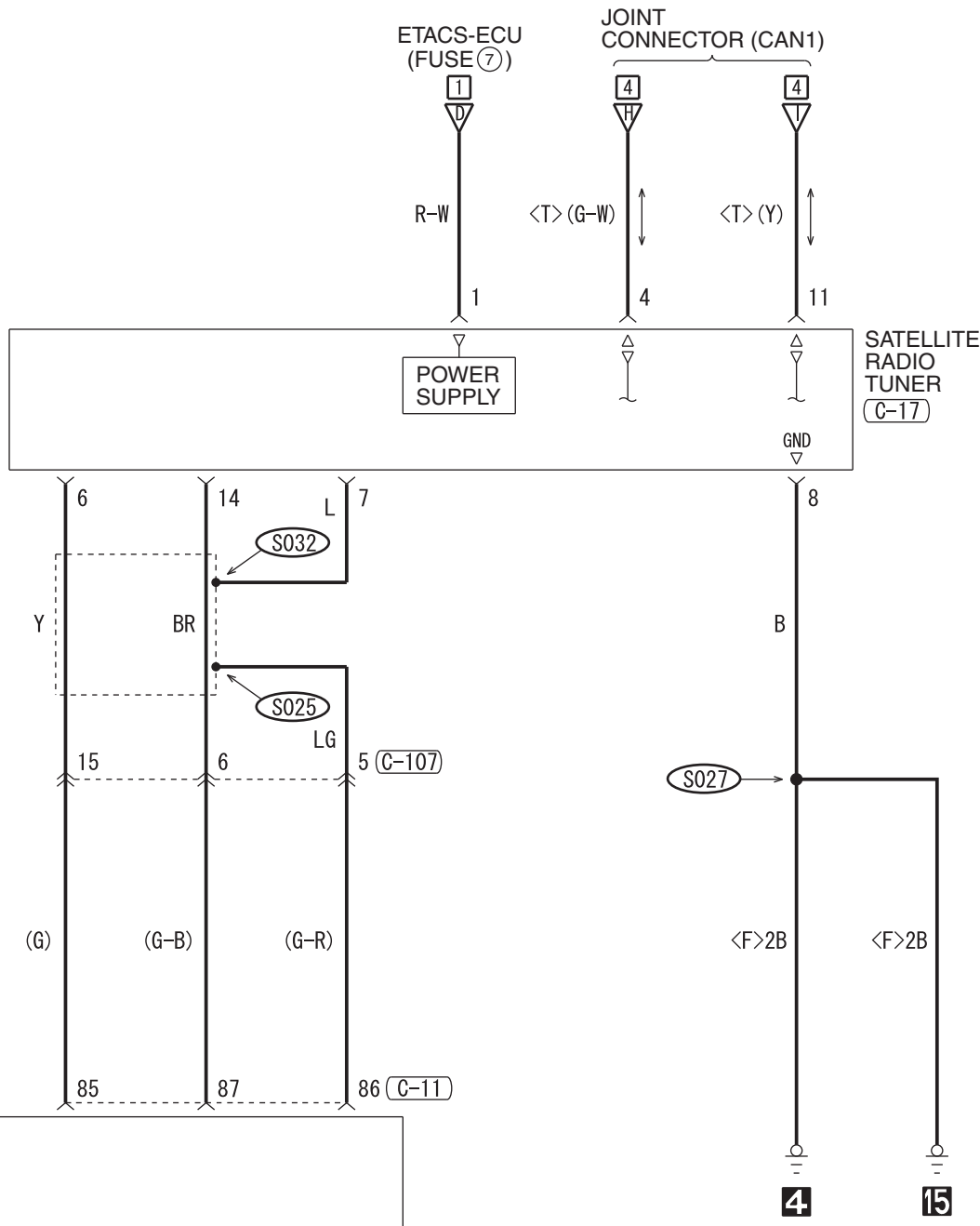
(C-107)

MU801589

1	2	3	4	5	6	7	8	9
10	11	12	13	14	15	16	17	18

**6**

<VEHICLES WITH SATELLITE RADIO TUNER>



**D-25**

MU801455

21	22	23	24	25	26	27	28
29	30	31	32	33	34	35	36
37	38						

**D-26**

MU801453

1	2	3	4	5	6
7	8	9	10	11	12
13	14				

**WIRE COLOR CODE**

B: BLACK LG: LIGHT GREEN G: GREEN L: BLUE W: WHITE Y: YELLOW SB: SKY BLUE  
 BR: BROWN O: ORANGE GR: GRAY R: RED P: PINK V: VIOLET PU: PURPLE SI: SILVER

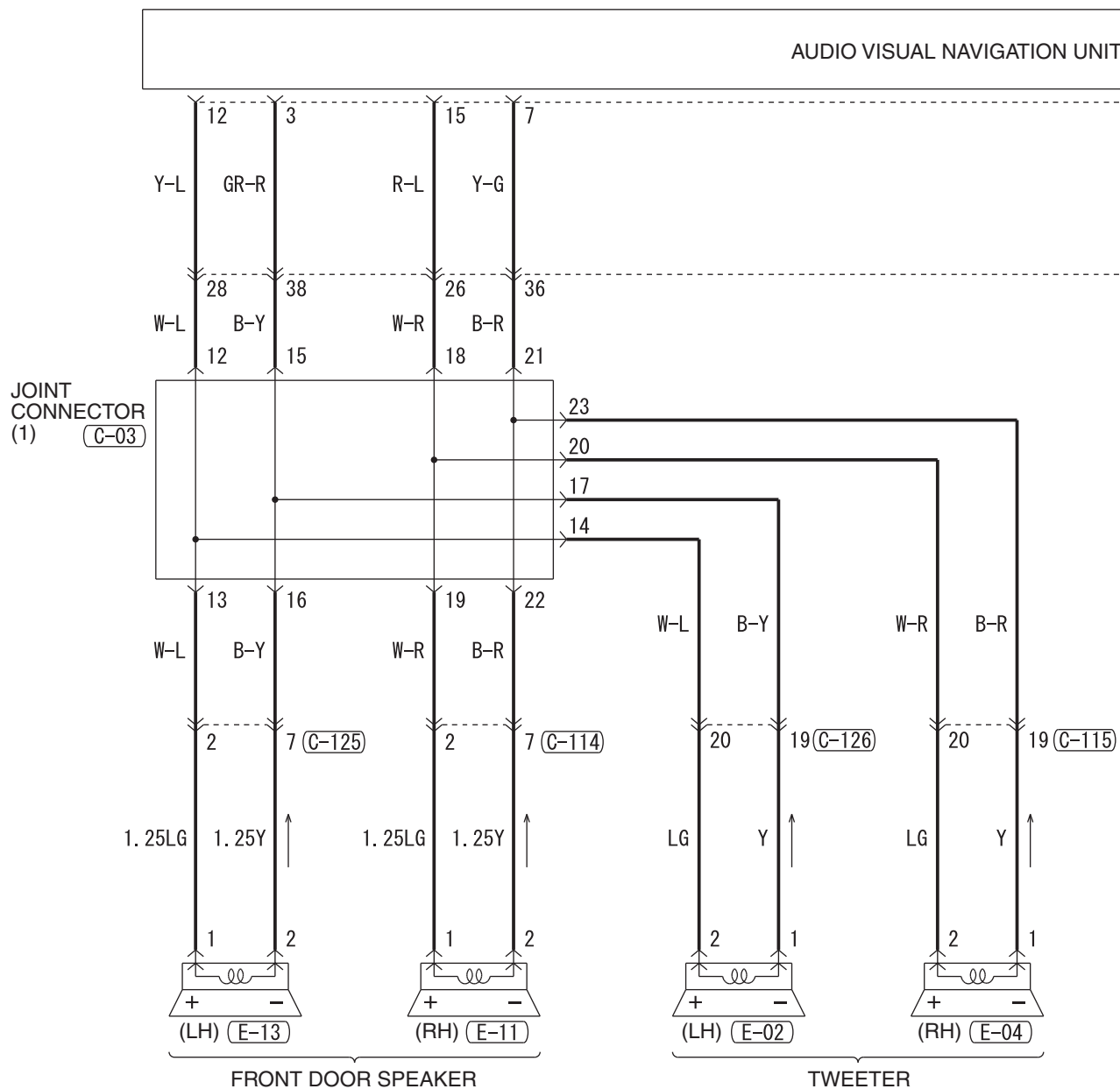
HAH14M03CB

**TSB Revision**

## MITSUBISHI MULTI-COMMUNICATION SYSTEM (MMCS) &lt;TURBO&gt; (CONTINUED)

7

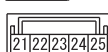
&lt;VEHICLES WITHOUT AUDIO AMPLIFIER&gt;



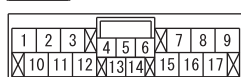
(C-03)



(C-13)



(C-14)



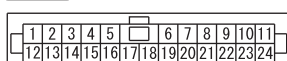
(C-21)



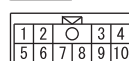
(C-36)



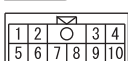
(C-126)



(D-01)



(D-20)



(E-02)



(E-04)



(E-11)



(E-13)



(E-23)

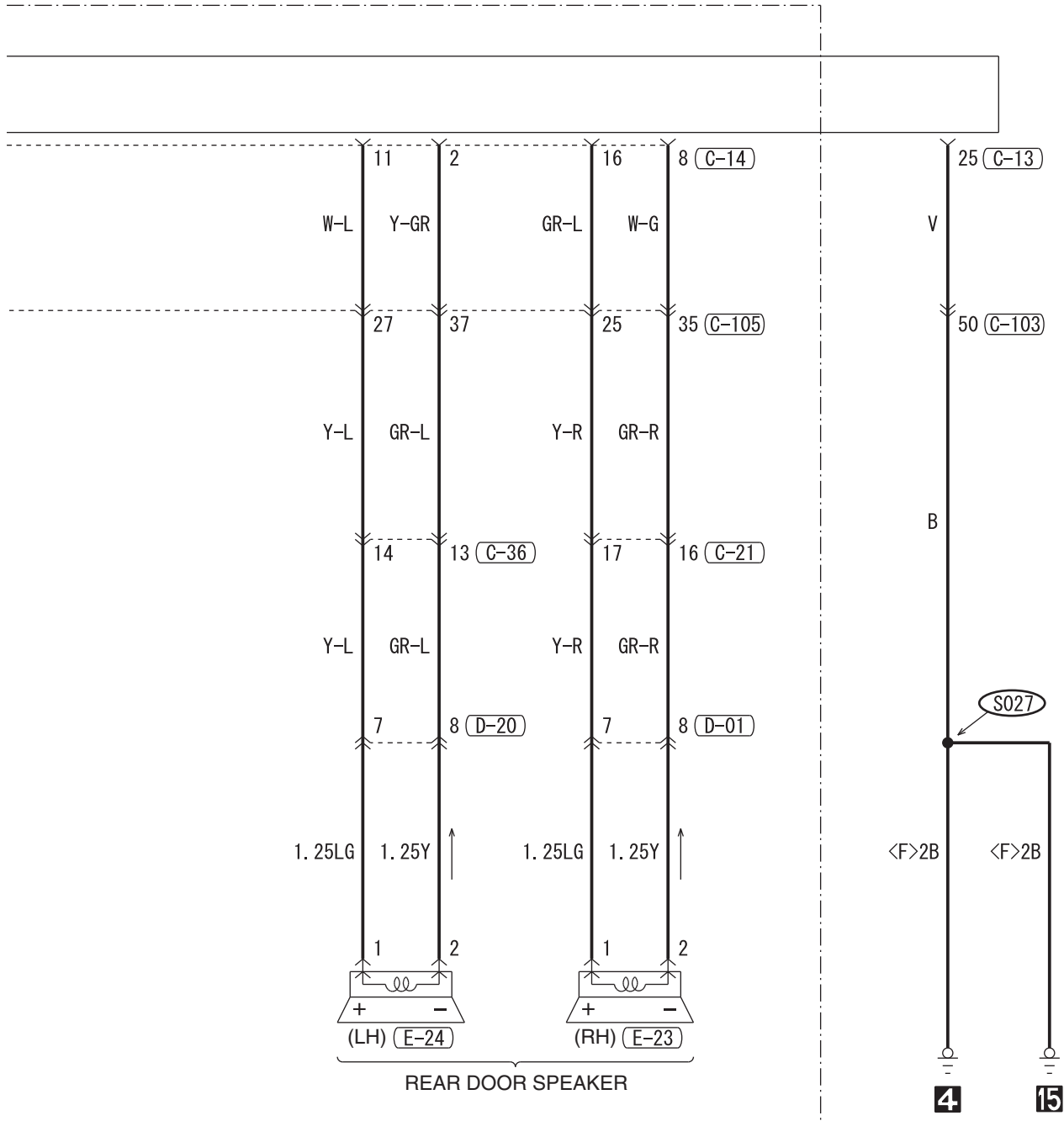


(E-24)



HAH14M03DA

**8**



(C-103)

41	42	43	44	45	46	47	48	49	50	51
52	53	54	55	56	57	58	59	60	61	62

(C-105)

21	22	23	24	25	26	27	28	29	30
31	32	33	34	35	36	37	38	39	40

(C-114)

1	2	3	4	5
6	7	8	9	10

(C-115)

1	2	3	4	5	6	7	8	9	10	11
12	13	14	15	16	17	18	19	20	21	22

(C-125)

1	2	3	4	5
6	7	8	9	10

**WIRE COLOR CODE**

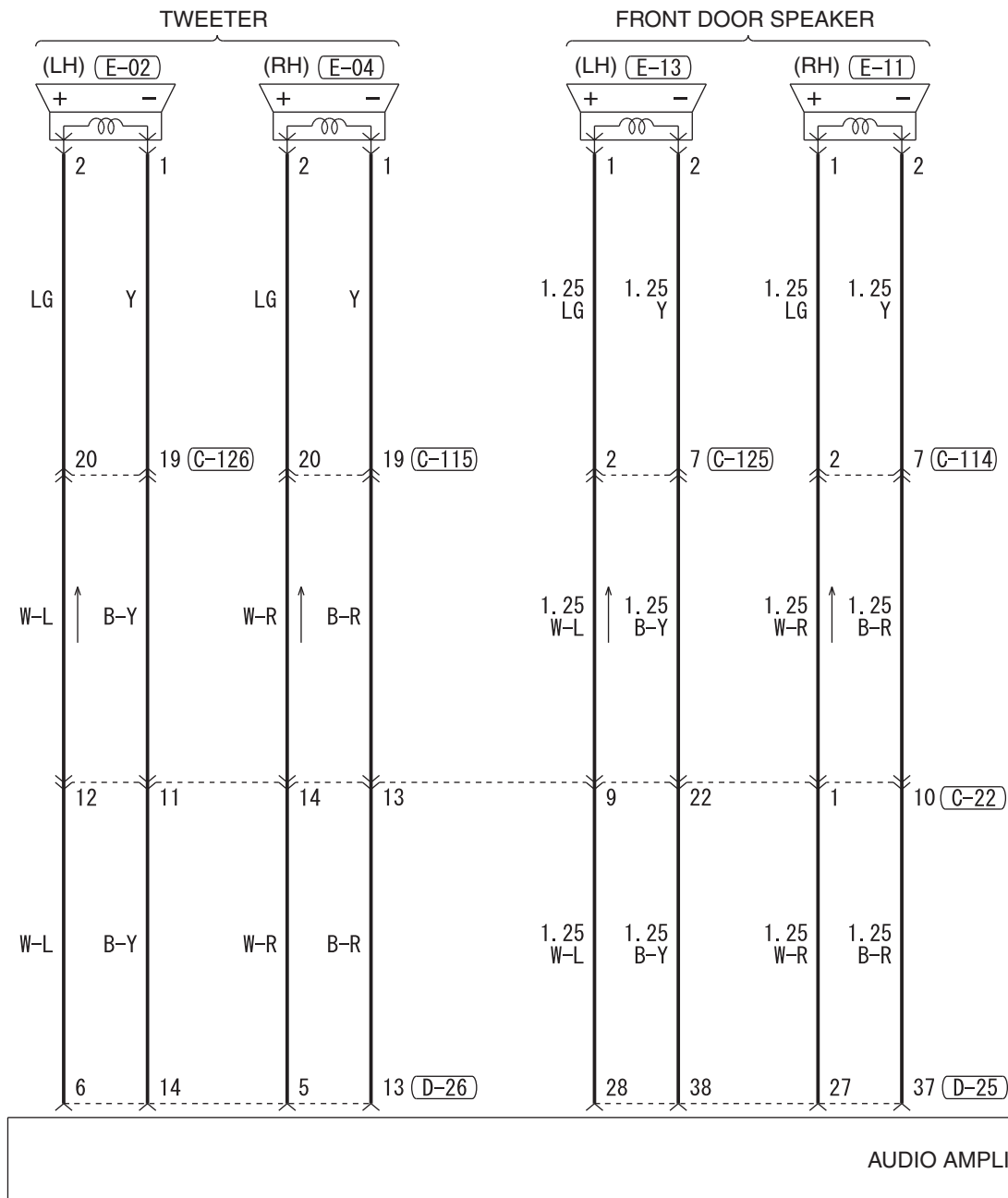
B : BLACK LG : LIGHT GREEN G : GREEN L : BLUE W : WHITE Y : YELLOW SB : SKY BLUE  
 BR : BROWN O : ORANGE GR : GRAY R : RED P : PINK V : VIOLET PU : PURPLE SI : SILVER

HAH14M03DB

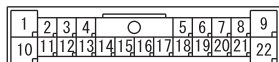
## MITSUBISHI MULTI-COMMUNICATION SYSTEM (MMCS) &lt;TURBO&gt; (CONTINUED)

9

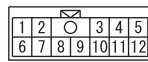
&lt;VEHICLES WITH AUDIO AMPLIFIER&gt;



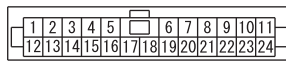
(C-22)



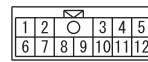
(C-114)



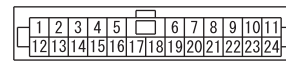
(C-115)



(C-125)



(C-126)




(E-23)



(E-24)

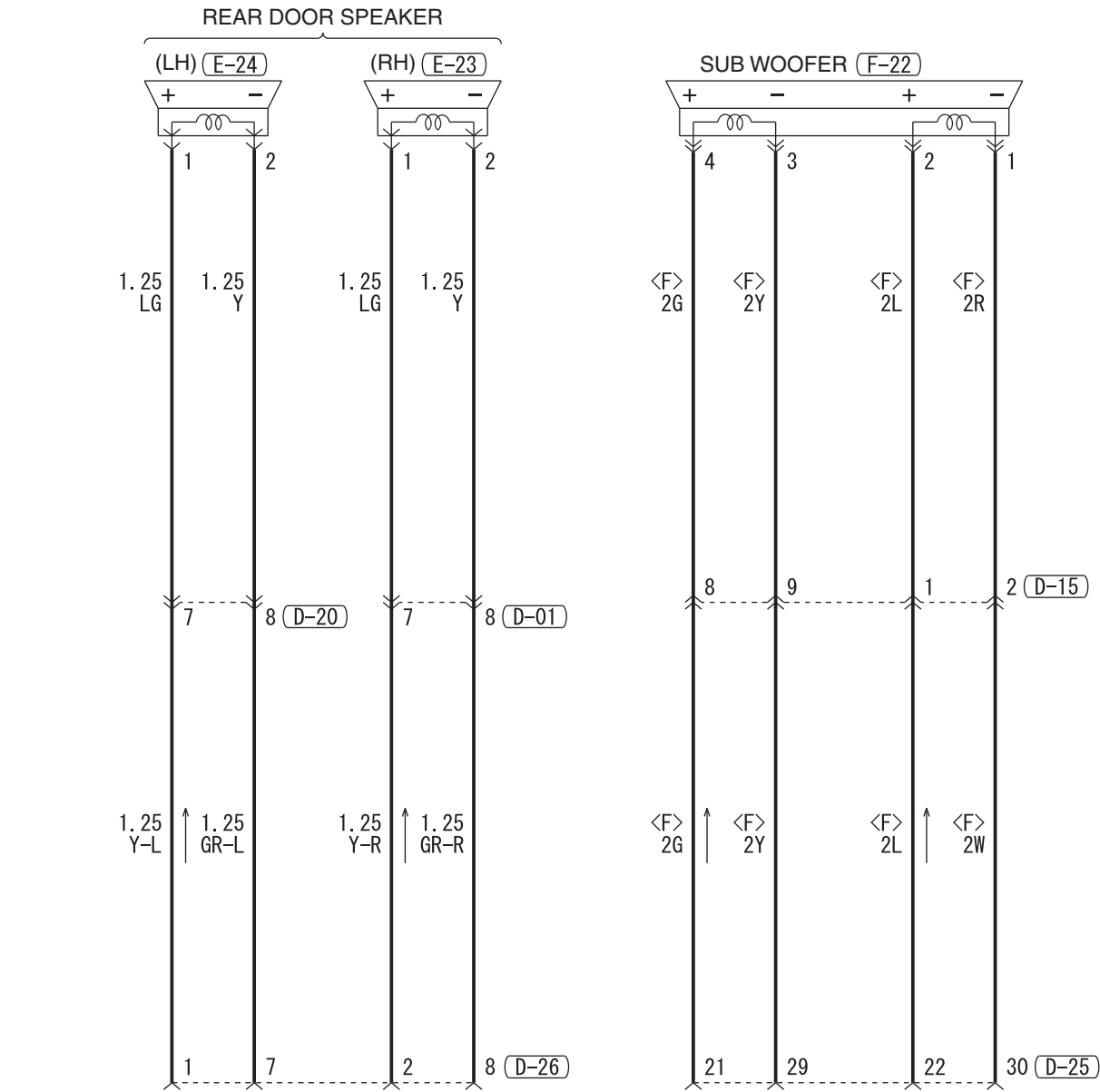


(F-22)

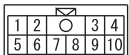


HAH14M03EA

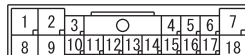
**10**



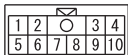
(D-01)



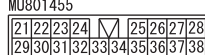
(D-15)



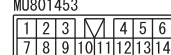
(D-20)



(D-25)



(D-26)



(E-02)



(E-04)



(E-11)



(E-13)

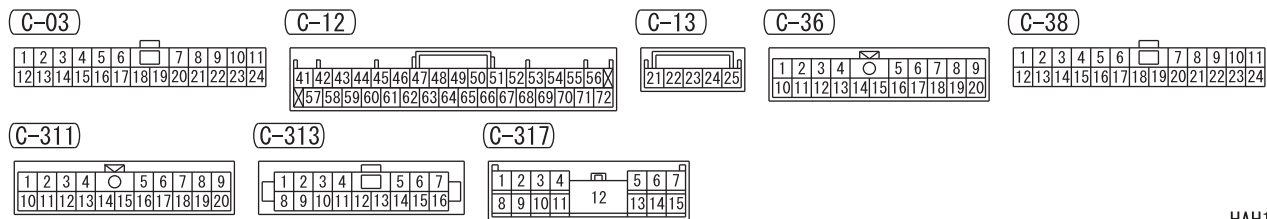
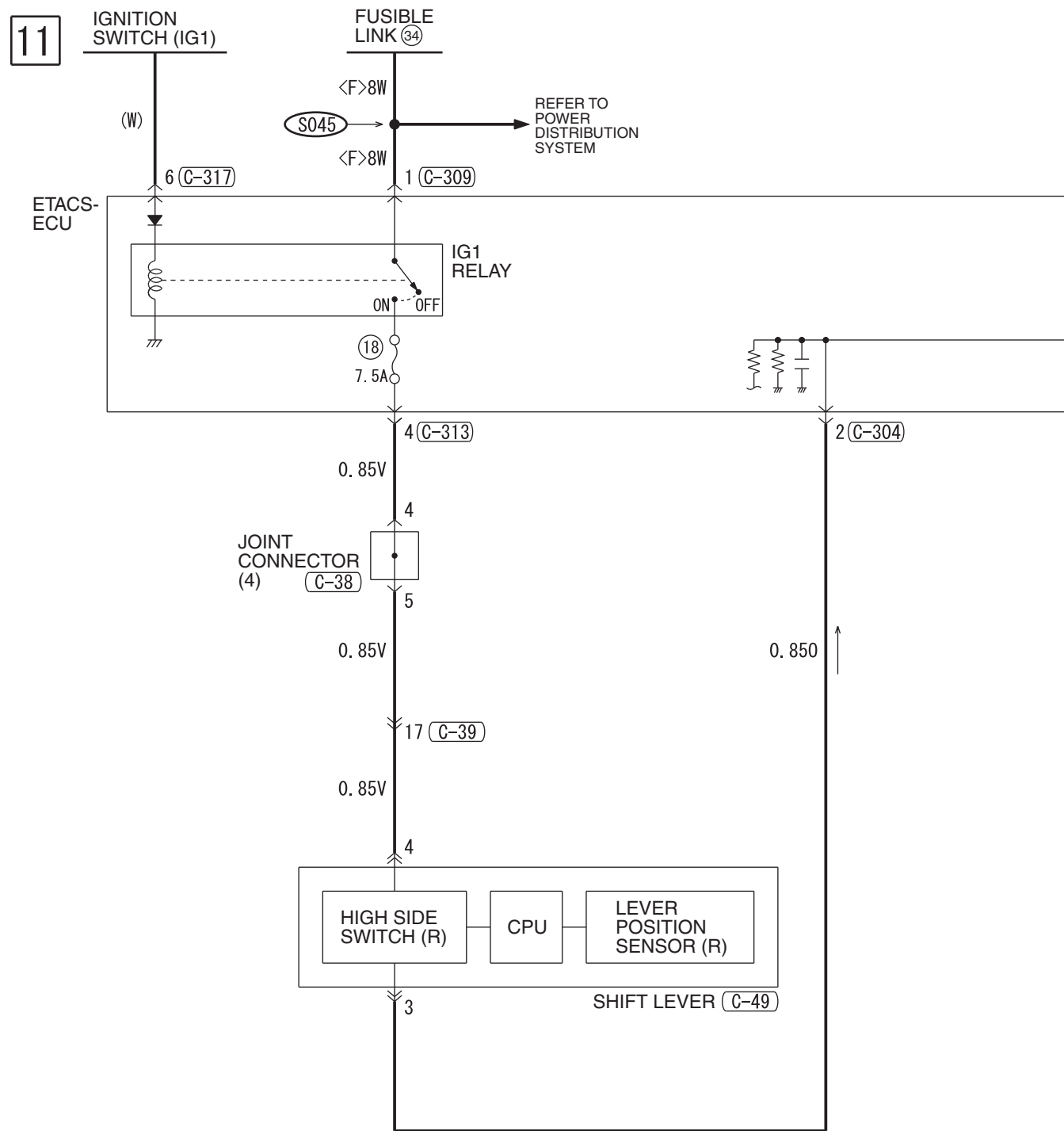


**WIRE COLOR CODE**

B : BLACK LG : LIGHT GREEN G : GREEN L : BLUE W : WHITE Y : YELLOW SB : SKY BLUE  
 BR : BROWN O : ORANGE GR : GRAY R : RED P : PINK V : VIOLET PU : PURPLE SI : SILVER

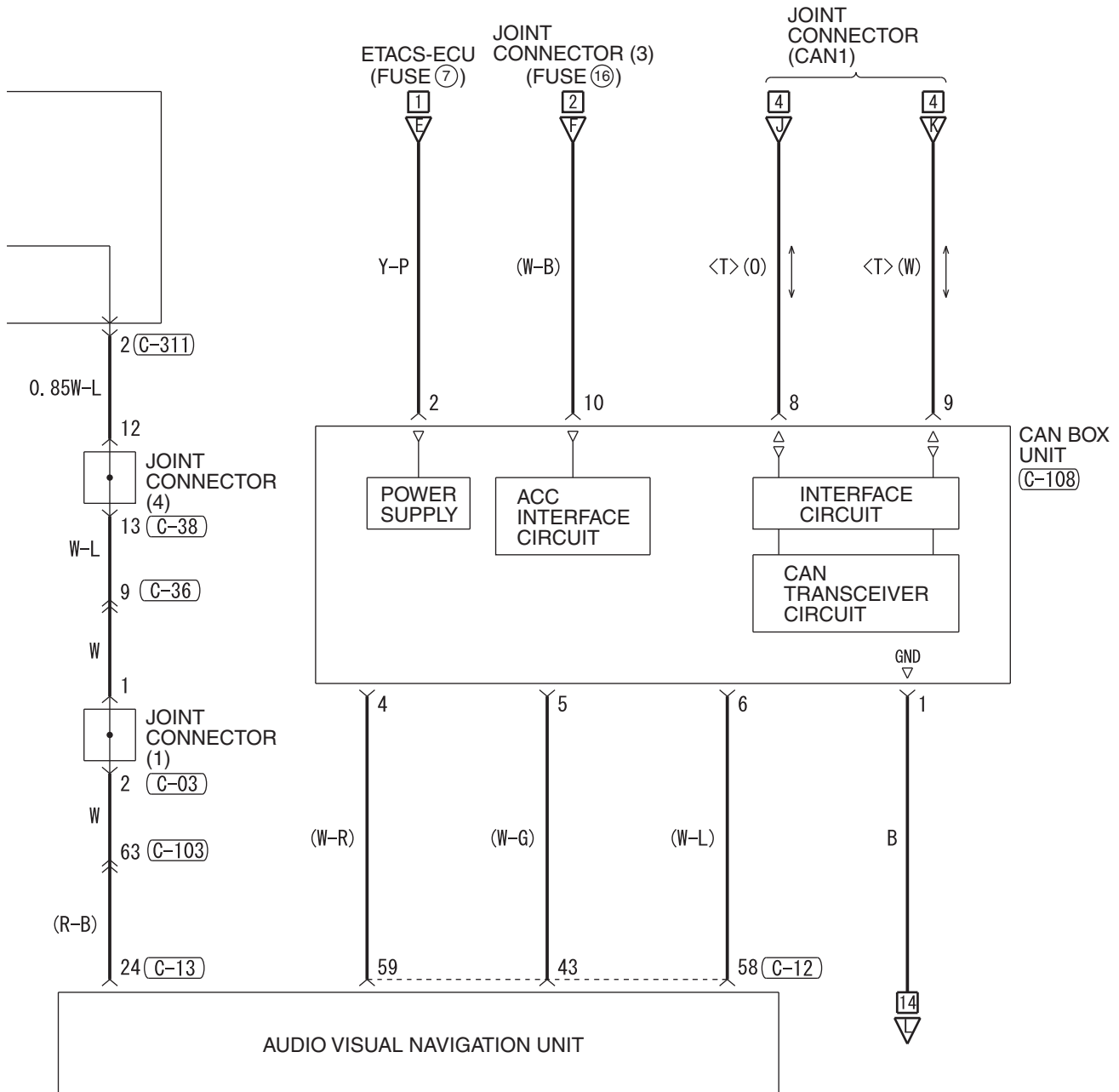
HAH14M03EB

MITSUBISHI MULTI-COMMUNICATION SYSTEM (MMCS) <TURBO> (CONTINUED)





**12**



(C-39)

1	2	3	4	5	6	7	8	9
10	11	12	13	14	15	16	17	18
19	20	21	22					

(C-49)

1	2	3	4	5	6	7
8	9	10	11	12	13	14
15	16					

(C-103)

41	42	43	44	45	46	47	48	49	50	51
52	53	54	55	56	57	58	59	60	61	62
63	64									

(C-108)

1	2	3	4	5	6	7	8	9	10
---	---	---	---	---	---	---	---	---	----

(C-304)

1	2	3	4	5	6	7
8	9	10	11	12	13	14
15	16					

(C-309)

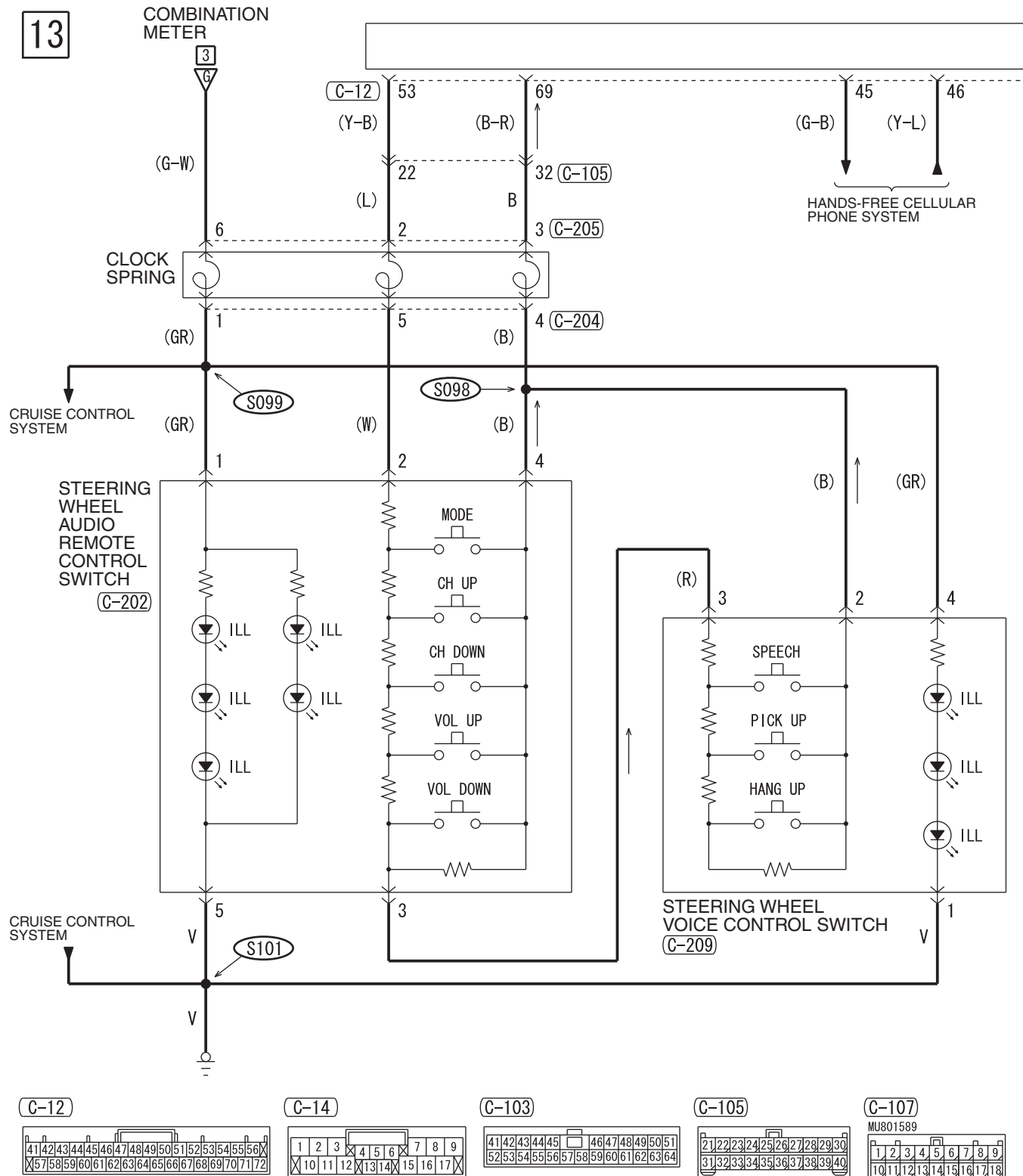
1	2
---	---

**WIRE COLOR CODE**

B : BLACK   LG : LIGHT GREEN   G : GREEN   L : BLUE   W : WHITE   Y : YELLOW   SB : SKY BLUE  
 BR : BROWN   O : ORANGE   GR : GRAY   R : RED   P : PINK   V : VIOLET   PU : PURPLE   SI : SILVER

HAH14M03FB

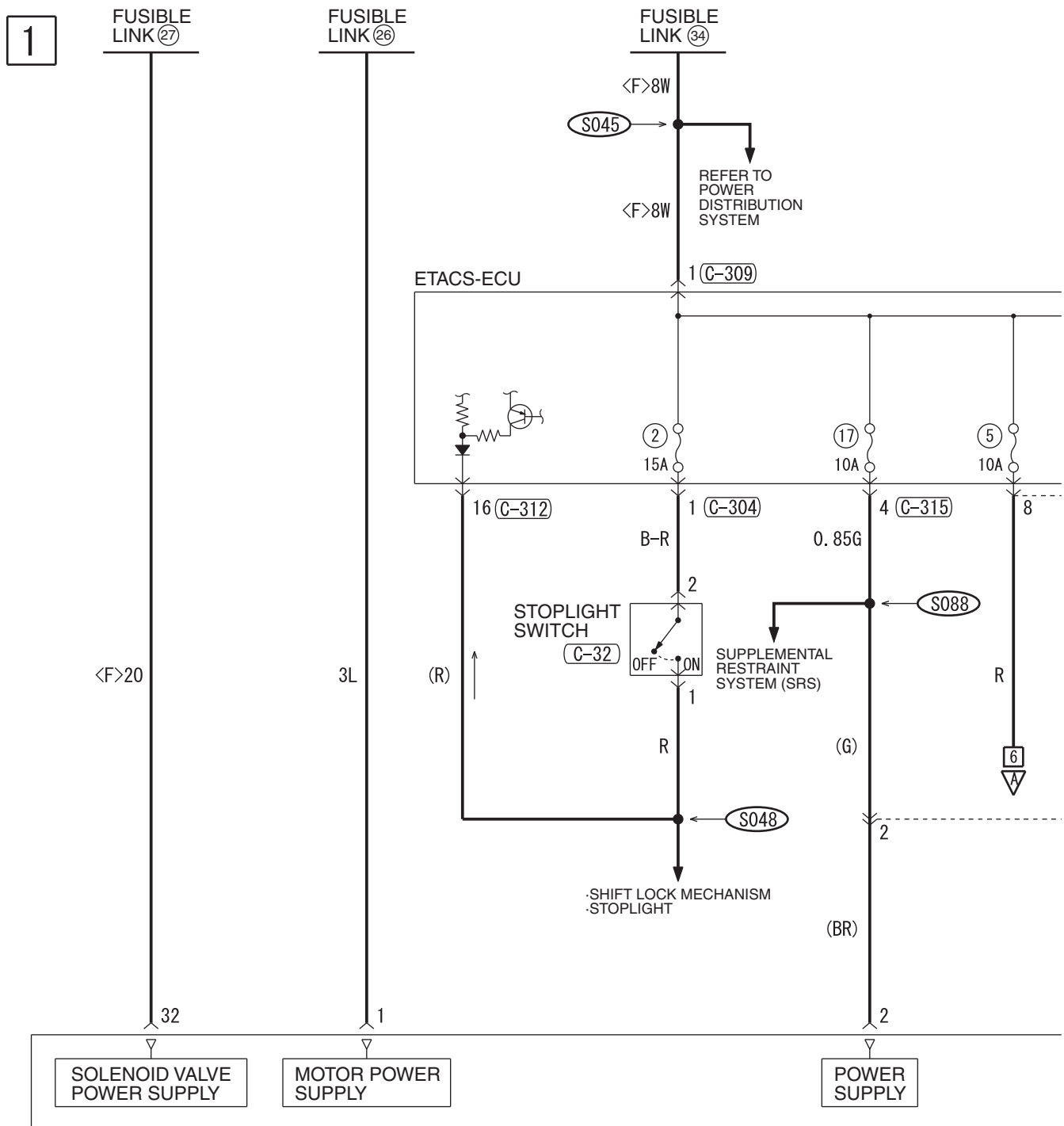
## MITSUBISHI MULTI-COMMUNICATION SYSTEM (MMCS) &lt;TURBO&gt; (CONTINUED)



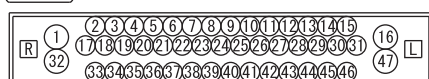


# ANTI-LOCK BRAKING SYSTEM (ABS) AND ACTIVE STABILITY CONTROL SYSTEM (ASC) <NON-TURBO>

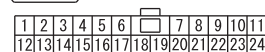
M1901021701328



A-51



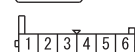
C-07



C-32



C-50

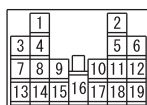


C-51



C-315

MU801890

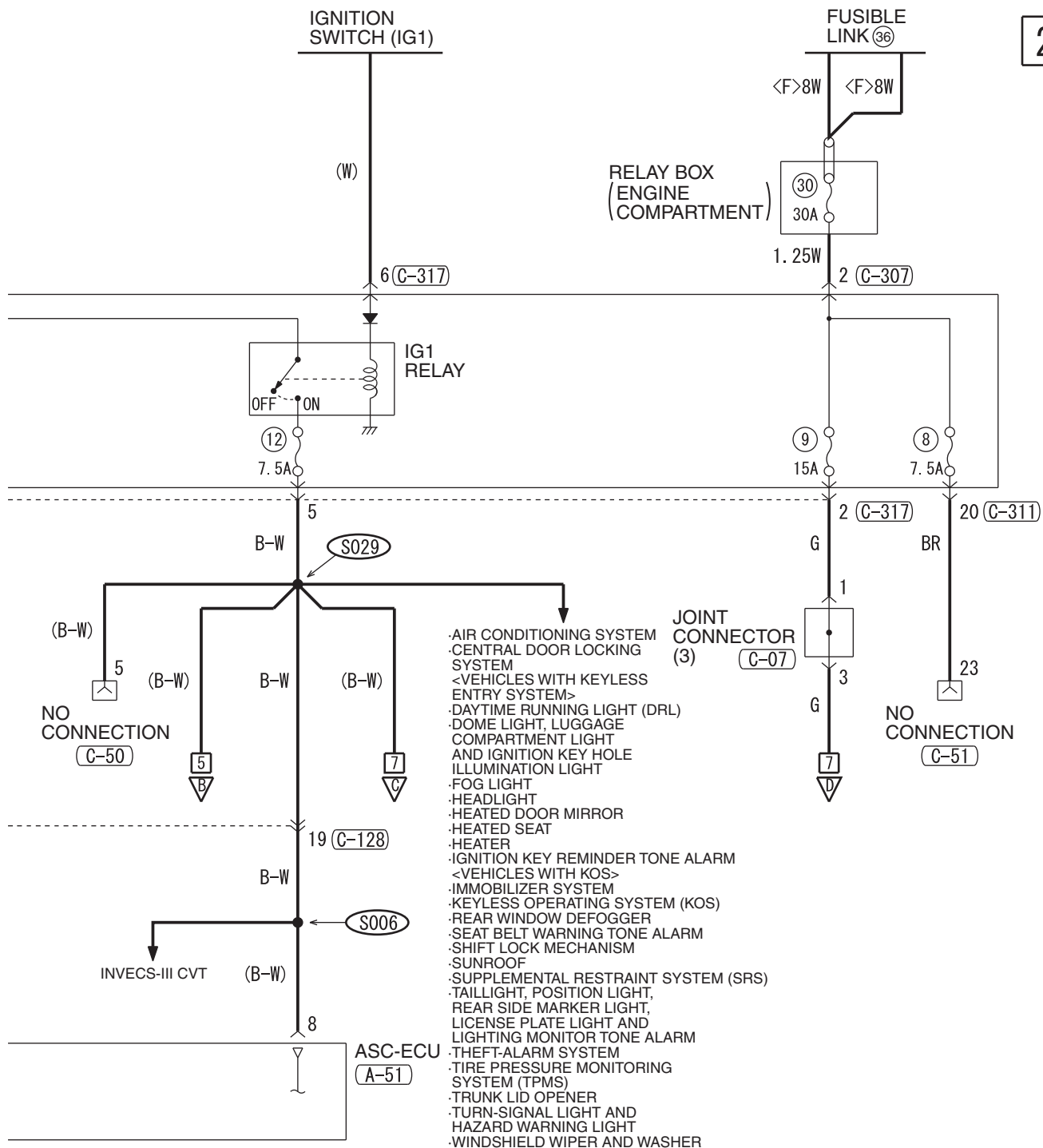


C-317



HAH15M00AA

**2**



(C-128)

1	2	3	4	5	6	7	8	9
10	11	12	13	14	15	16	17	18
19	20	21	22					

(C-304)

1	2	3	4	5	6	7
8	9	10	11	12	13	14
15	16					

(C-307)

1	2
---	---

(C-309)

1	2
---	---

(C-311)

1	2	3	4	5	6	7	8	9
10	11	12	13	14	15	16	17	18
19	20							

(C-312)

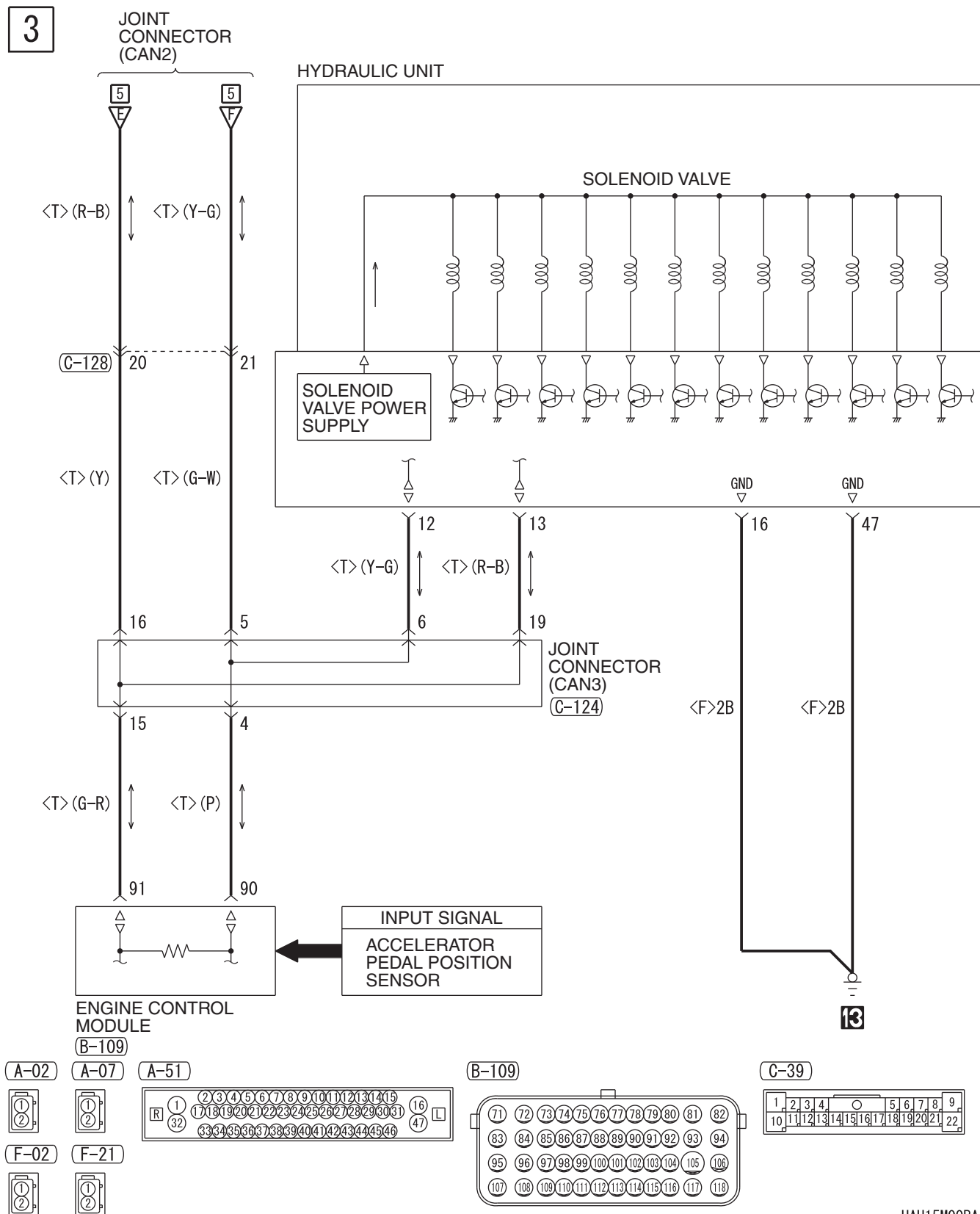
1	2	3	4	5	6	7
8	9	10	11	12	13	14
15	16					

**WIRE COLOR CODE**

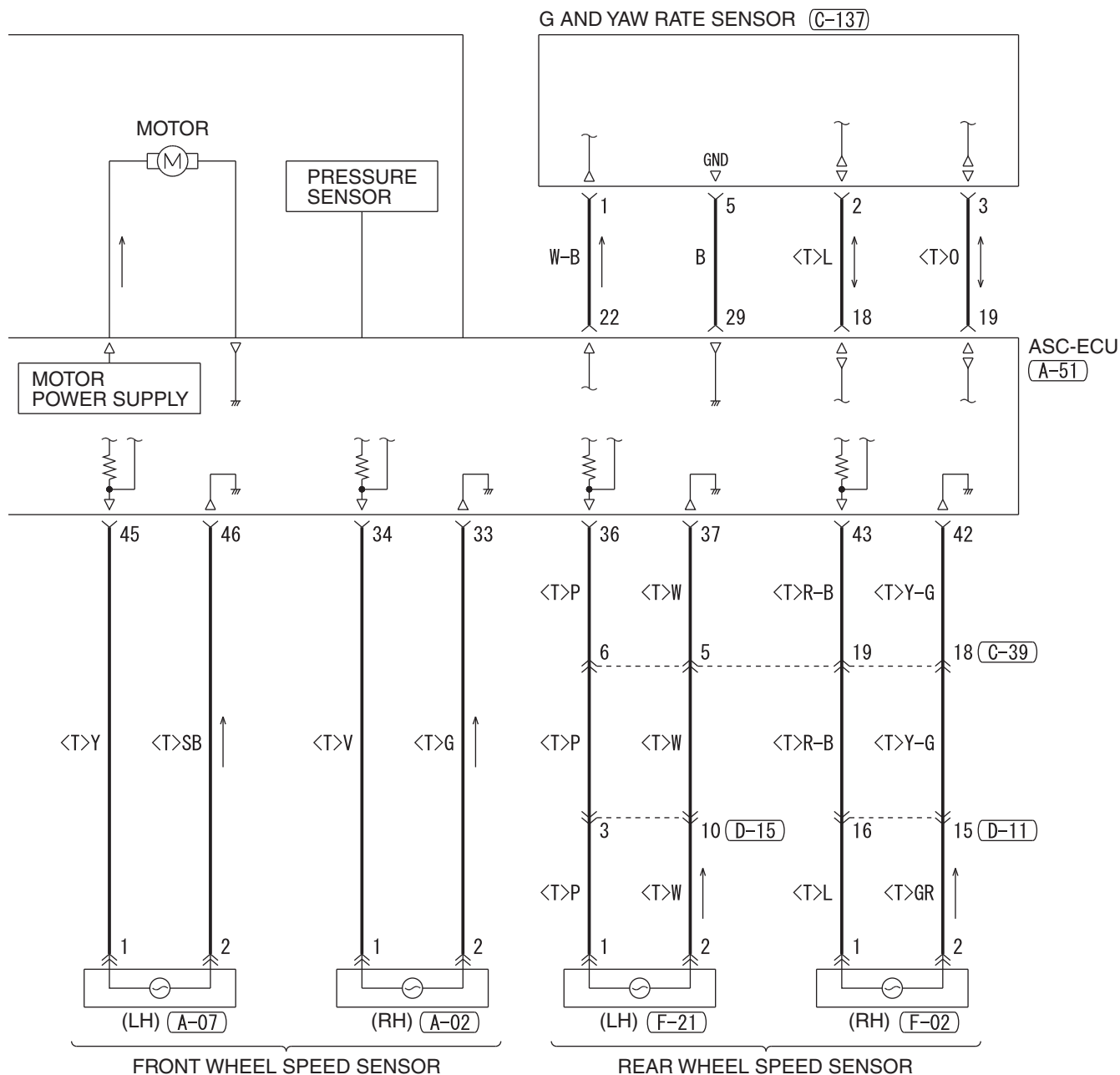
B: BLACK LG: LIGHT GREEN G: GREEN L: BLUE W: WHITE Y: YELLOW SB: SKY BLUE  
 BR: BROWN O: ORANGE GR: GRAY R: RED P: PINK V: VIOLET PU: PURPLE SI: SILVER

HAH15M00AB

# ANTI-LOCK BRAKING SYSTEM (ABS) AND ACTIVE STABILITY CONTROL SYSTEM (ASC) <NON-TURBO> (CONTINUED)



**4**



(C-124)

1	2	3	4	5		6	7	8	9	10	11	
12	13	14	15	16	17	18	19	20	21	22	23	24

(C-128)

1	2	3	4	○				5	6	7	8	9
10	11	12	13	14	15	16	17	18	19	20	21	22

(C-137)

1	2	3
4	5	6

(D-11)

1	2	3	4	○				5	6	7	8	9
10	11	12	13	14	15	16	17	18	19	20	21	22

(D-15)

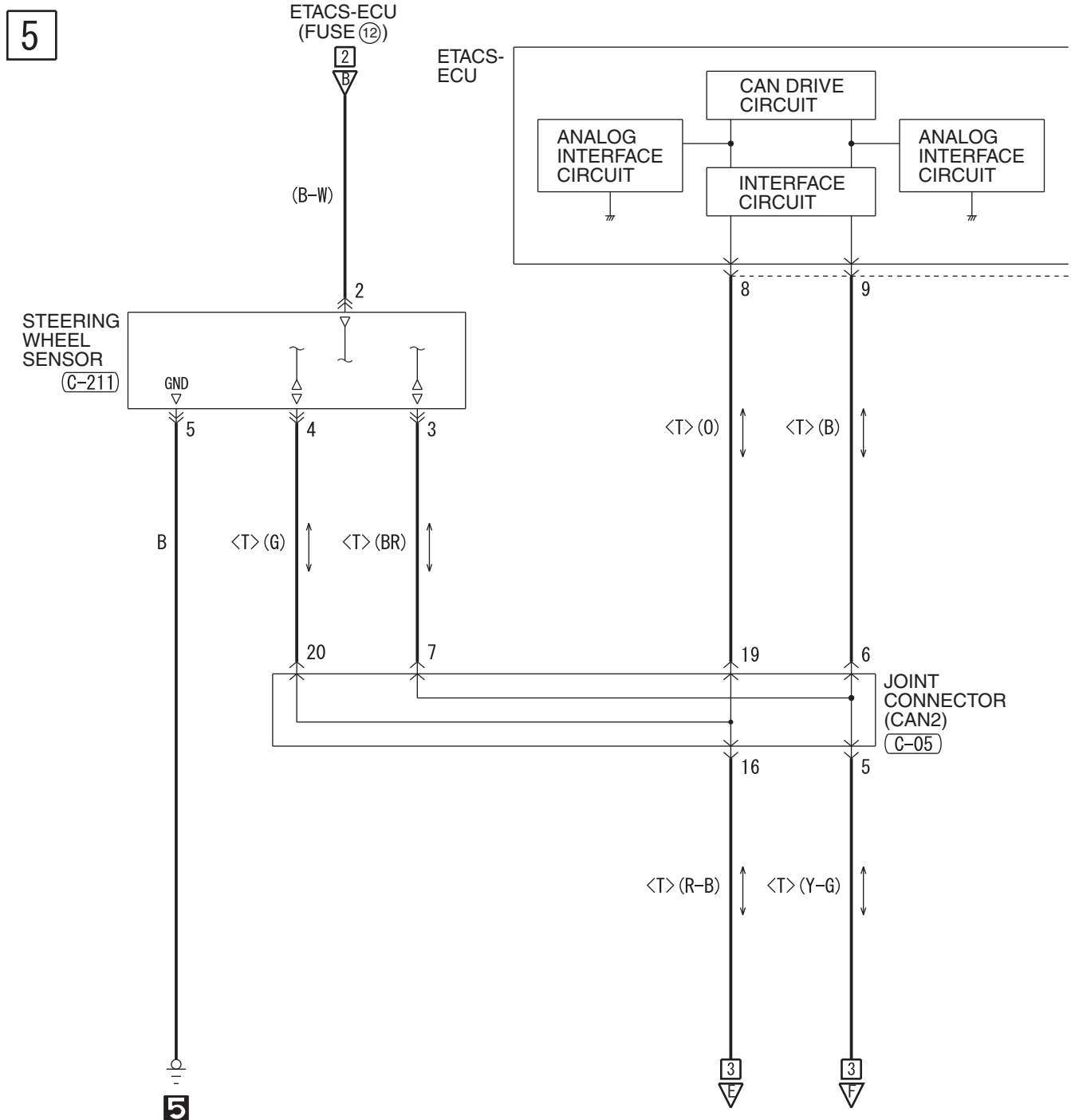
1	2	3	○				4	5	6	7
8	9	10	11	12	13	14	15	16	17	18

**WIRE COLOR CODE**

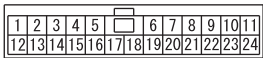
B : BLACK   LG : LIGHT GREEN   G : GREEN   L : BLUE   W : WHITE   Y : YELLOW   SB : SKY BLUE  
 BR : BROWN   O : ORANGE   GR : GRAY   R : RED   P : PINK   V : VIOLET   PU : PURPLE   SI : SILVER

HAH15M00BB

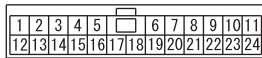
## ANTI-LOCK BRAKING SYSTEM (ABS) AND ACTIVE STABILITY CONTROL SYSTEM (ASC) <NON-TURBO> (CONTINUED)



C-05



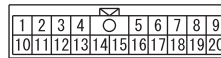
C-06



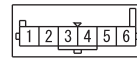
(C-34) FRONT SIDE



C-36



C-45

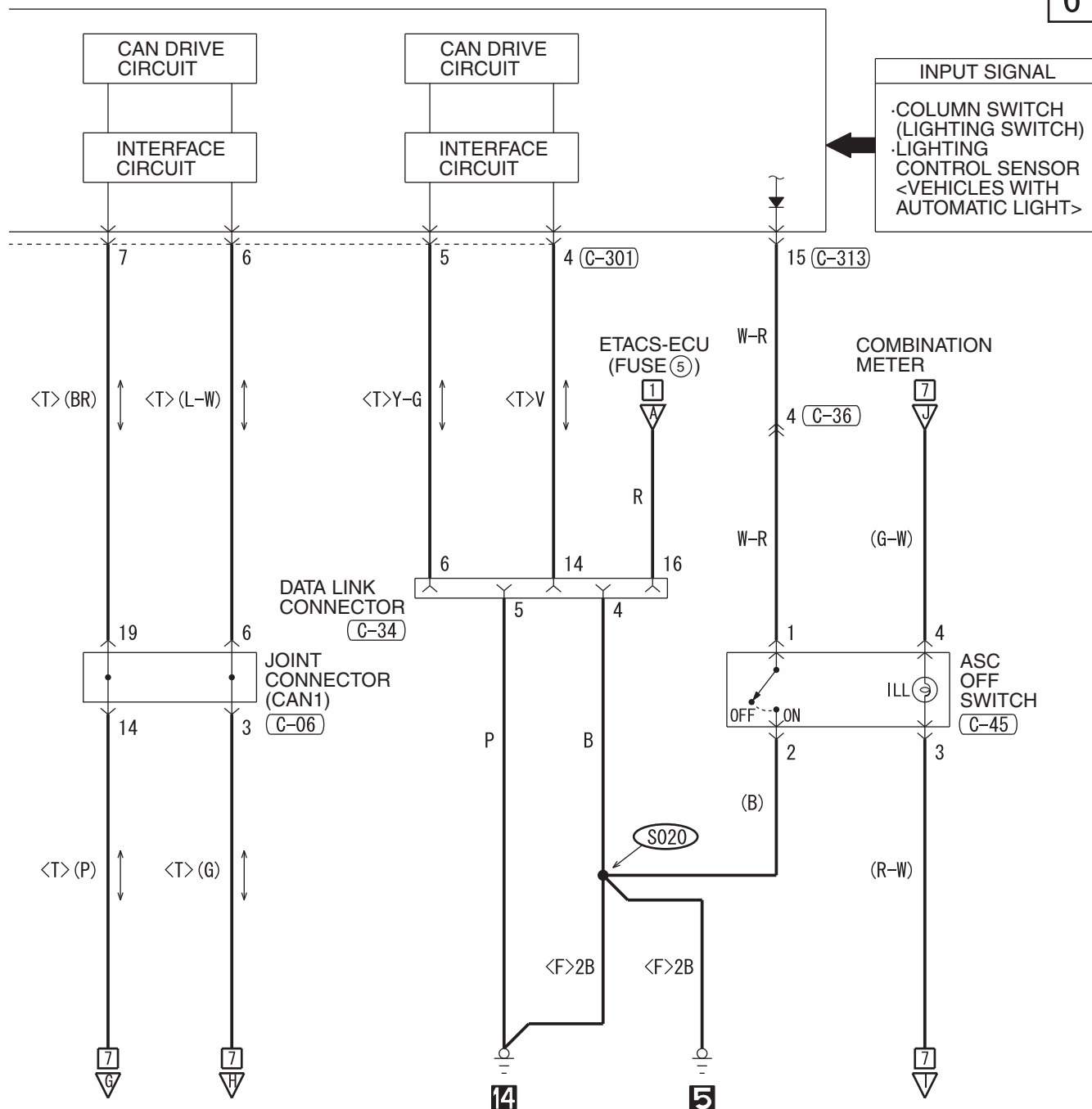


(C-211)





**6**



(C-301)

1	2	3	4	5	6	7	8	9	10	11
12	13	14	15	16	17	18	19	20	21	22
23	24									

(C-313)

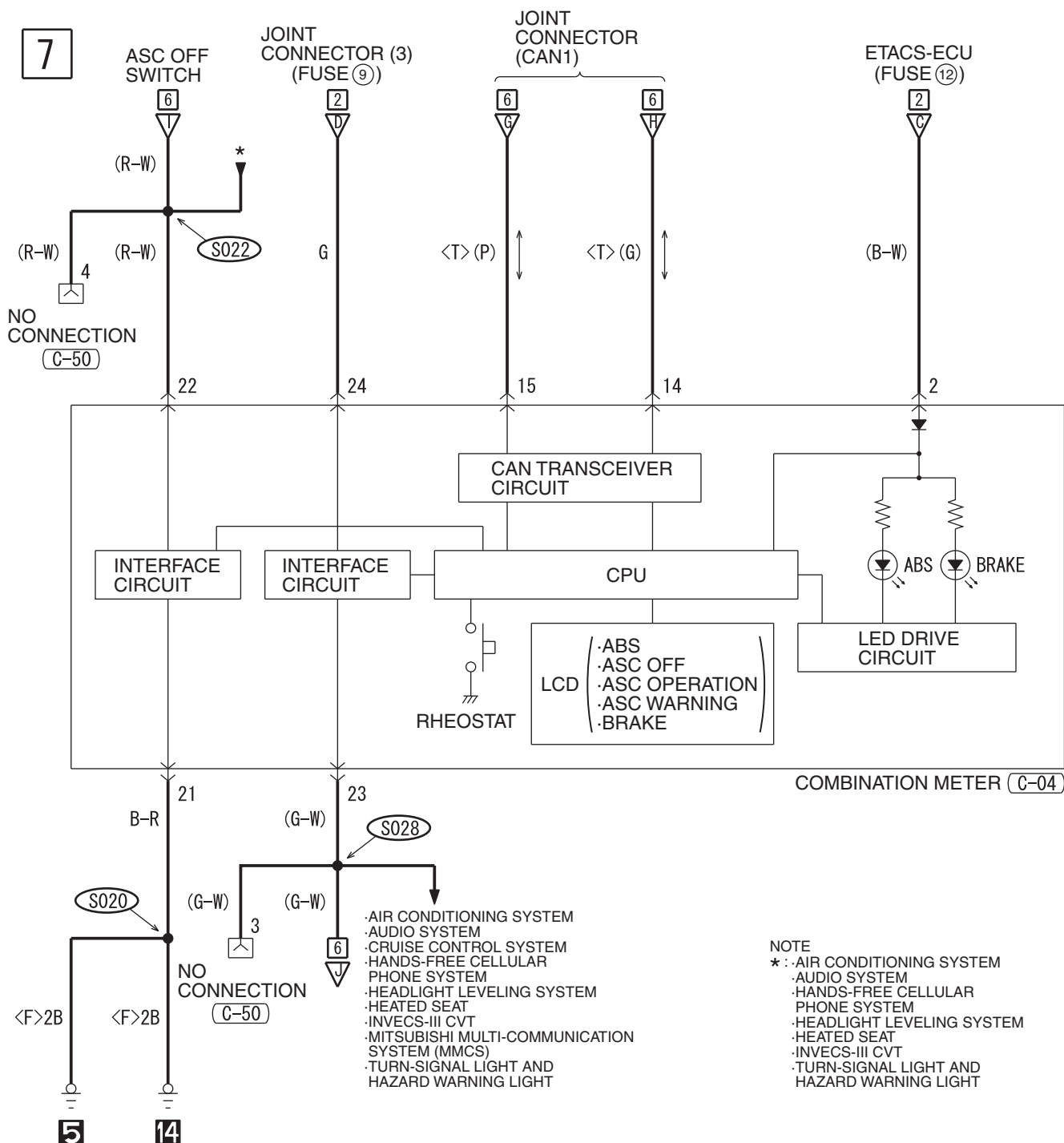
1	2	3	4	5	6	7
8	9	10	11	12	13	14
15	16					

**WIRE COLOR CODE**

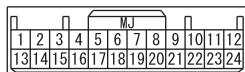
B: BLACK LG: LIGHT GREEN G: GREEN L: BLUE W: WHITE Y: YELLOW SB: SKY BLUE  
 BR: BROWN O: ORANGE GR: GRAY R: RED P: PINK V: VIOLET PU: PURPLE SI: SILVER

HAH15M00CB

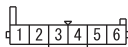
## ANTI-LOCK BRAKING SYSTEM (ABS) AND ACTIVE STABILITY CONTROL SYSTEM (ASC) <NON-TURBO> (CONTINUED)



(C-04)



(C-50)



### WIRE COLOR CODE

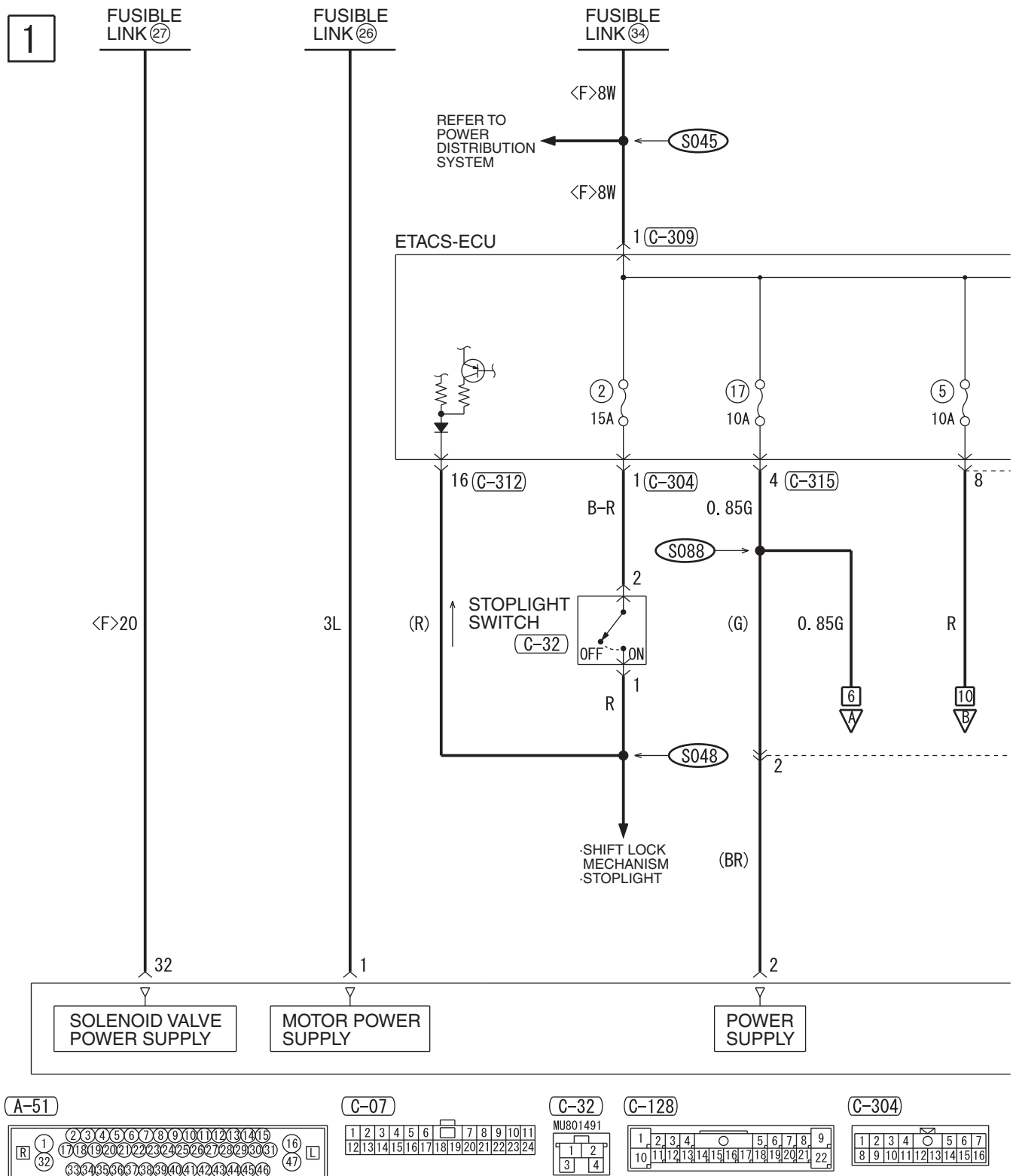
B: BLACK LG: LIGHT GREEN G: GREEN L: BLUE W: WHITE Y: YELLOW SB: SKY BLUE  
BR: BROWN O: ORANGE GR: GRAY R: RED P: PINK V: VIOLET PU: PURPLE SI: SILVER

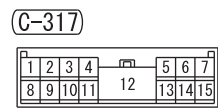

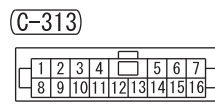
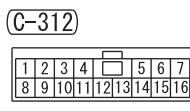
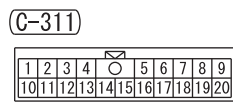
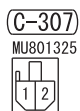
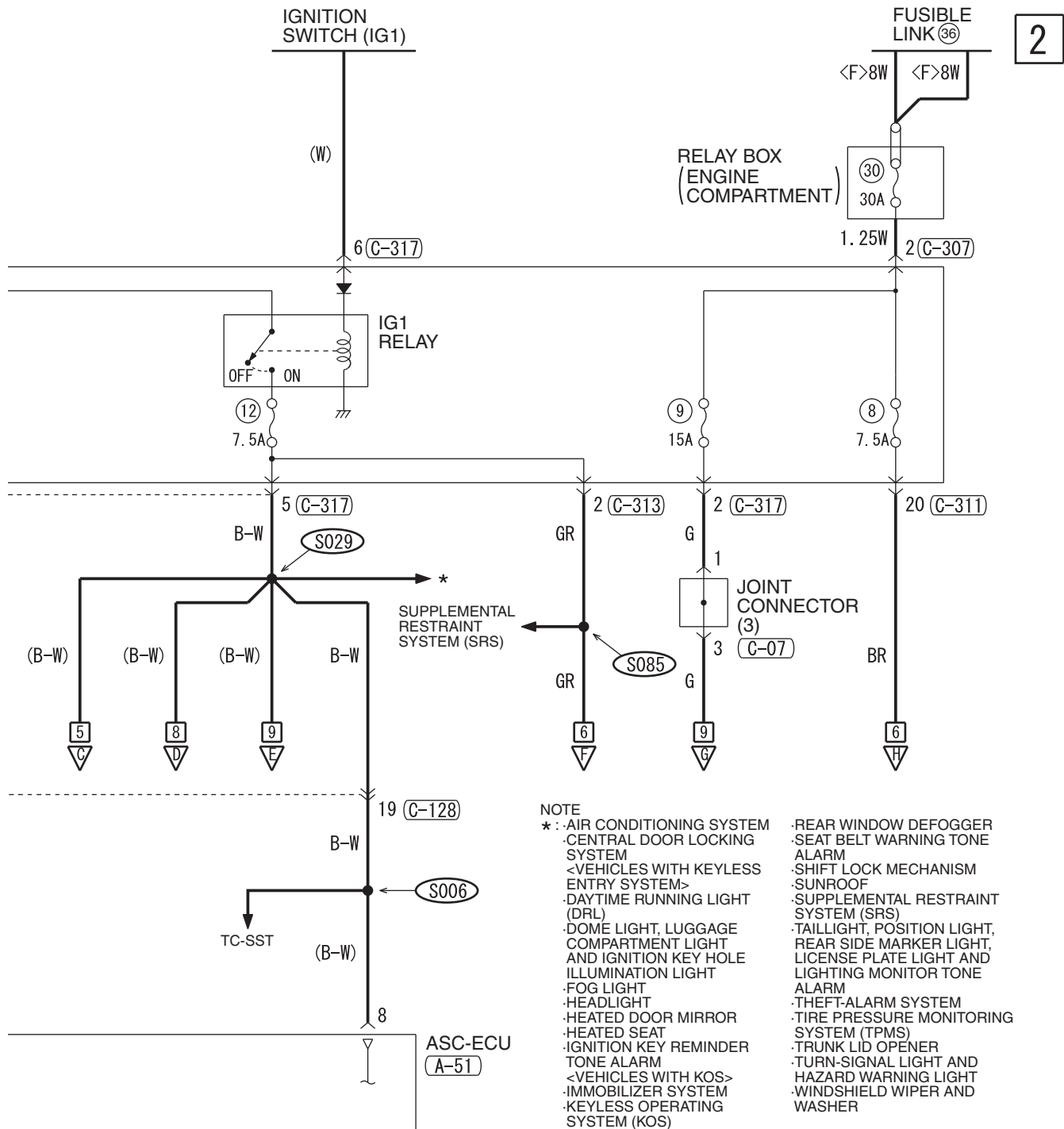
HAH15M00DA

**NOTES**

# ANTI-LOCK BRAKING SYSTEM (ABS), ACTIVE STABILITY CONTROL SYSTEM (ASC) AND ACTIVE CENTER DIFFERENTIAL (ACD) <TURBO>

M1901033100201



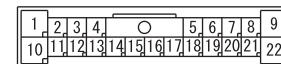


## WIRE COLOR CODE

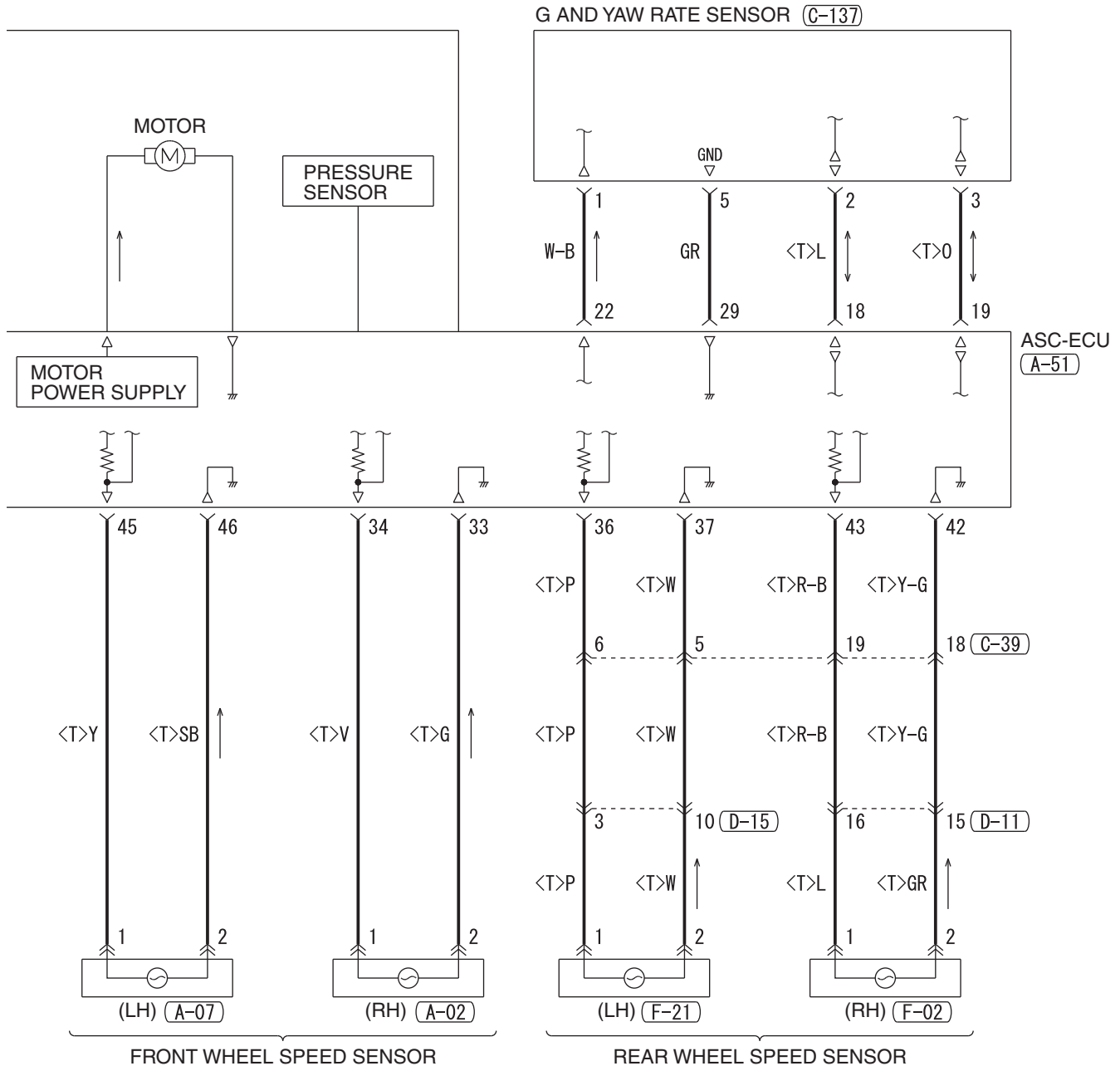
B : BLACK LG : LIGHT GREEN G : GREEN L : BLUE W : WHITE Y : YELLOW SB : SKY BLUE  
 BR : BROWN O : ORANGE GR : GRAY R : RED P : PINK V : VIOLET PU : PURPLE SI : SILVER

HAH15M01AB

## 3



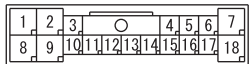
4



(D-15)

(F-02)

(F-21)



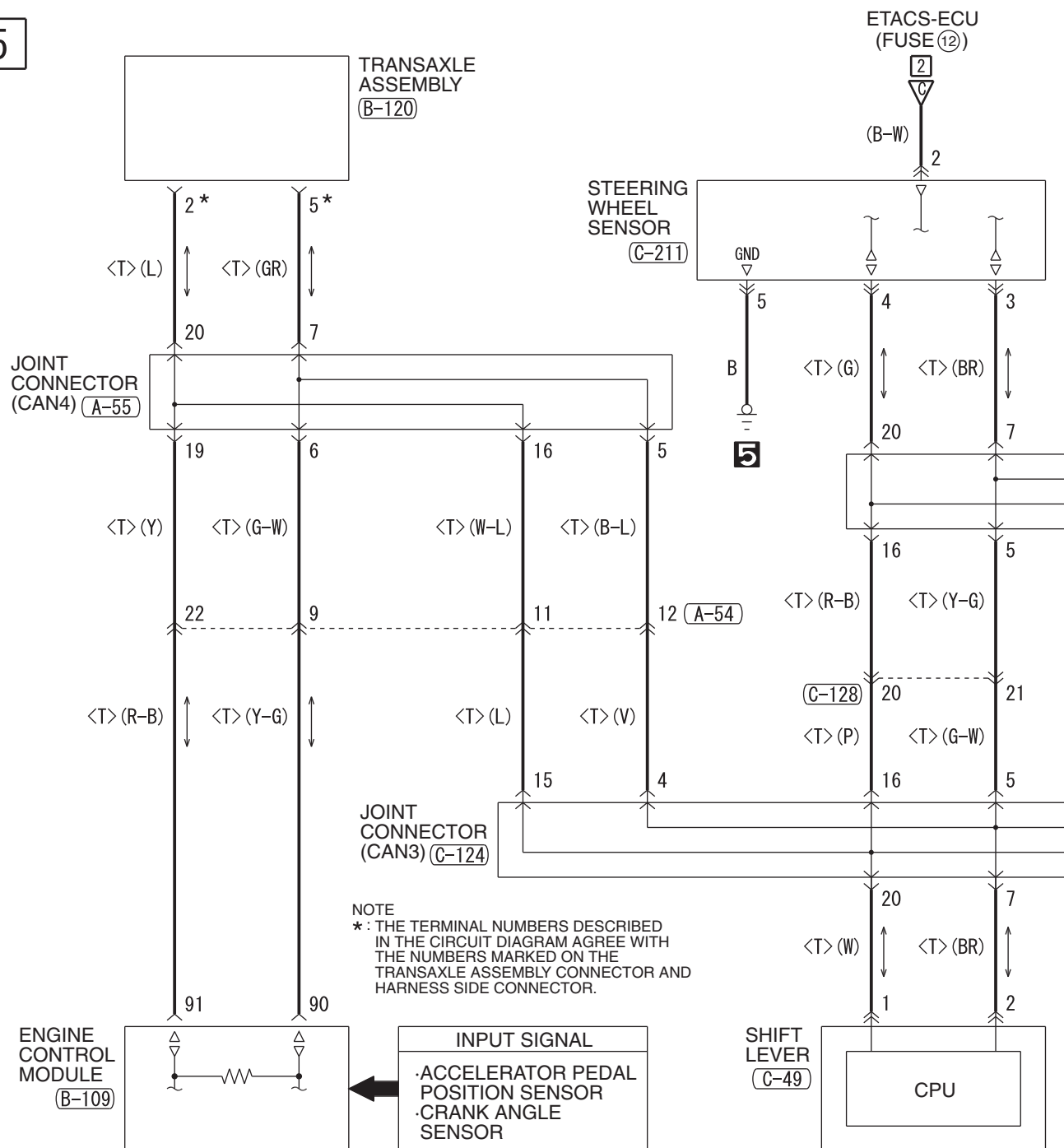
## WIRE COLOR CODE

B : BLACK LG : LIGHT GREEN G : GREEN L : BLUE W : WHITE Y : YELLOW SB : SKY BLUE  
 BR : BROWN O : ORANGE GR : GRAY R : RED P : PINK V : VIOLET PU : PURPLE SI : SILVER

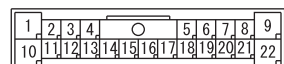
HAH15M01BB

## ANTI-LOCK BRAKING SYSTEM (ABS), ACTIVE STABILITY CONTROL SYSTEM (ASC) AND ACTIVE CENTER DIFFERENTIAL (ACD) &lt;TURBO&gt; (CONTINUED)

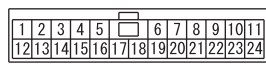
5



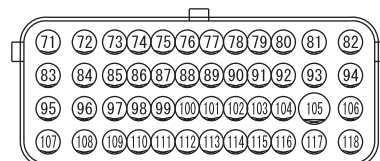
A-54



A-55



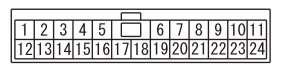
B-109



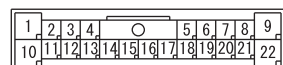
B-120\*



C-124

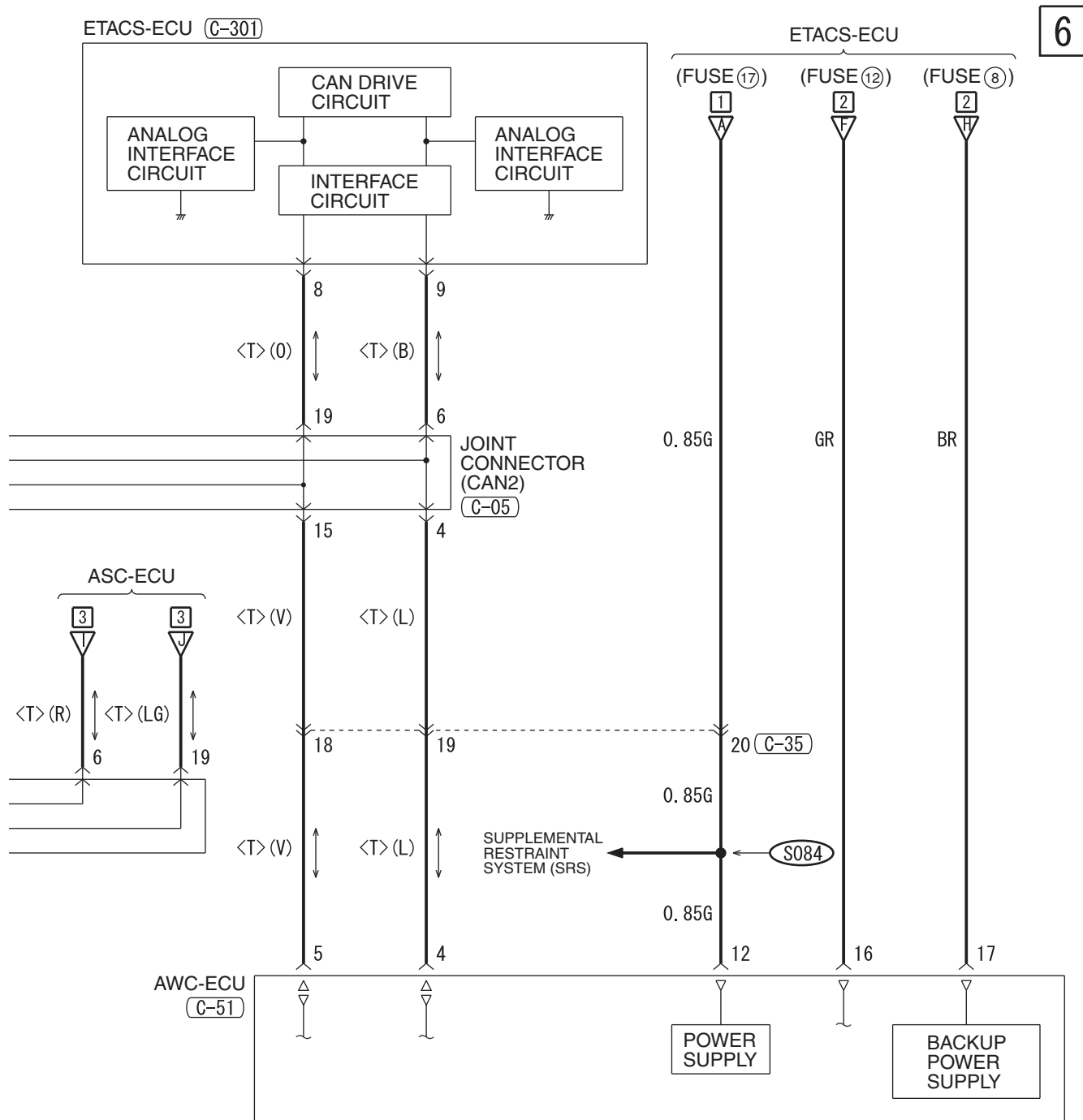


C-128

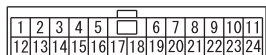


HAH15M01CA





(C-05)



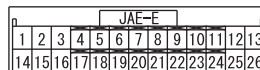
(C-35)



(C-49)



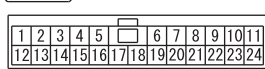
(C-51)



(C-211)



(C-301)

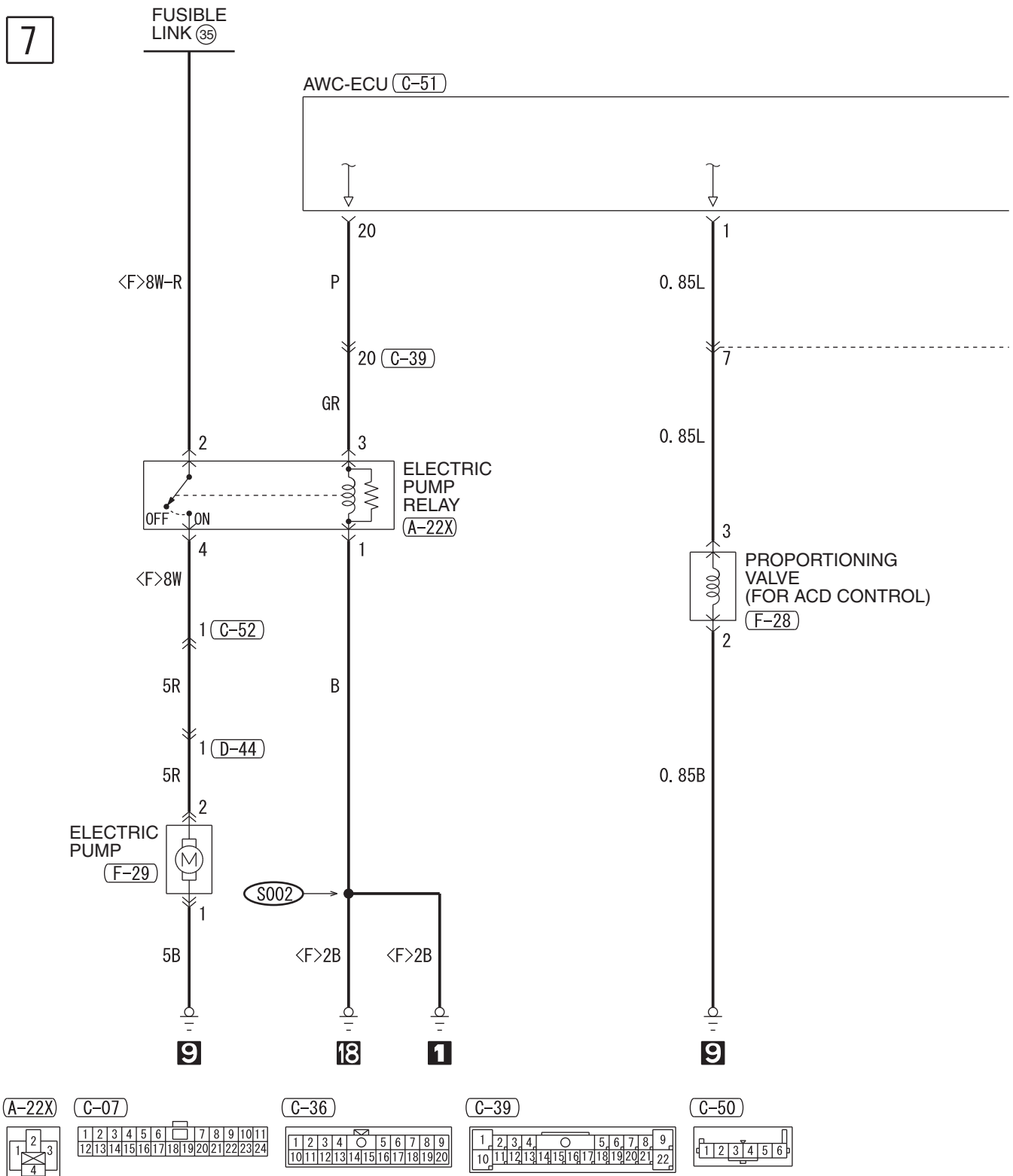


## WIRE COLOR CODE

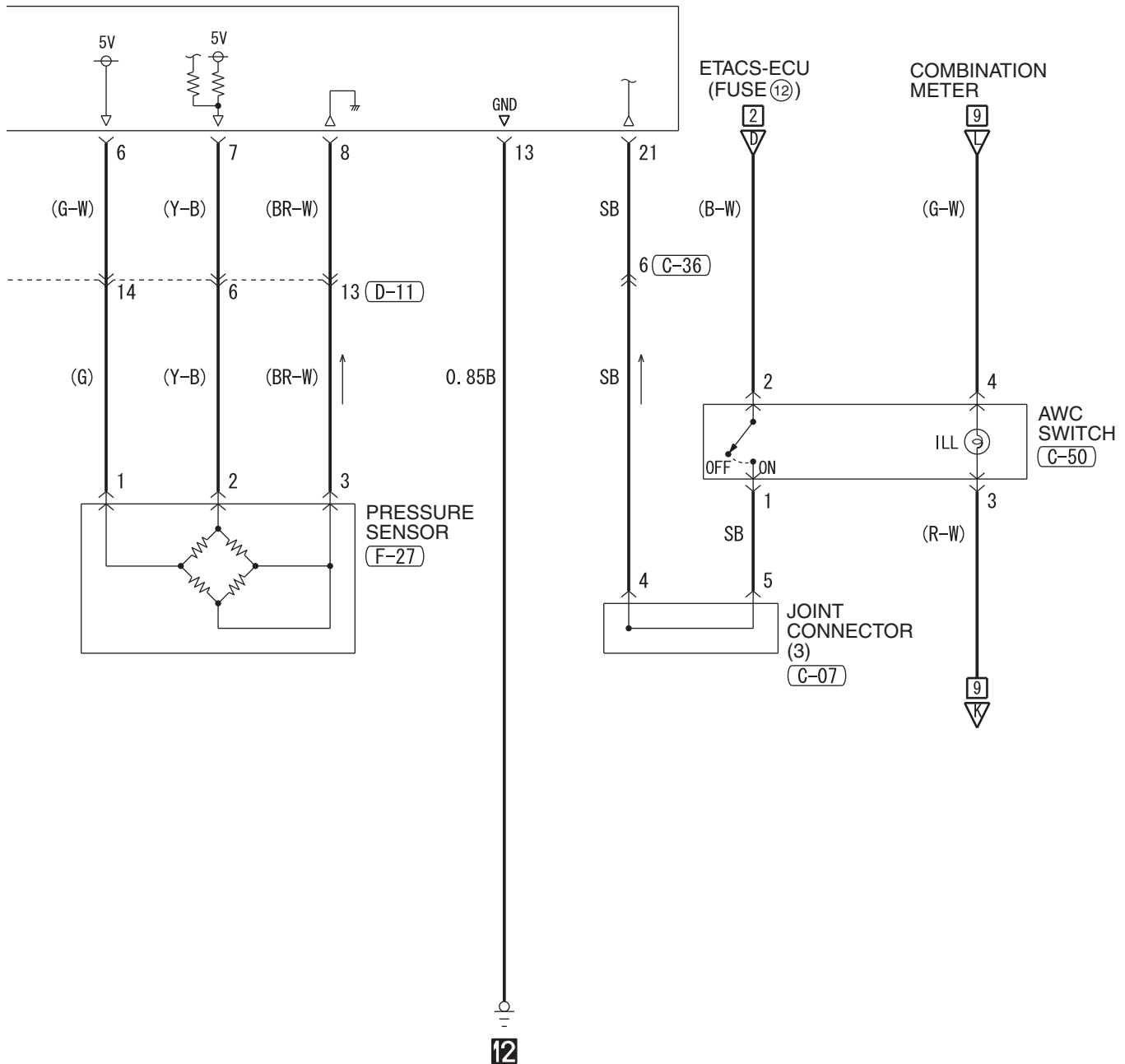
B: BLACK LG: LIGHT GREEN G: GREEN L: BLUE W: WHITE  
Y: YELLOW SB: SKY BLUE BR: BROWN O: ORANGE GR: GRAY  
R: RED P: PINK V: VIOLET PU: PURPLE SI: SILVER HA: HAZARD

HAH15M01CB

## ANTI-LOCK BRAKING SYSTEM (ABS), ACTIVE STABILITY CONTROL SYSTEM (ASC) AND ACTIVE CENTER DIFFERENTIAL (ACD) &lt;TURBO&gt; (CONTINUED)



8



(C-51)

JAE-E																									
1	2	3	4	5	6	7	8	9	10	11	12	13	14	15	16	17	18	19	20	21	22	23	24	25	26

(C-52)



(D-11)

1	2	3	4	5	6	7	8	9	10	11	12	13	14	15	16	17	18	19	20	21	22

(D-44)



(F-27)

(MU802074)



(F-28)

MU802337



(F-29)

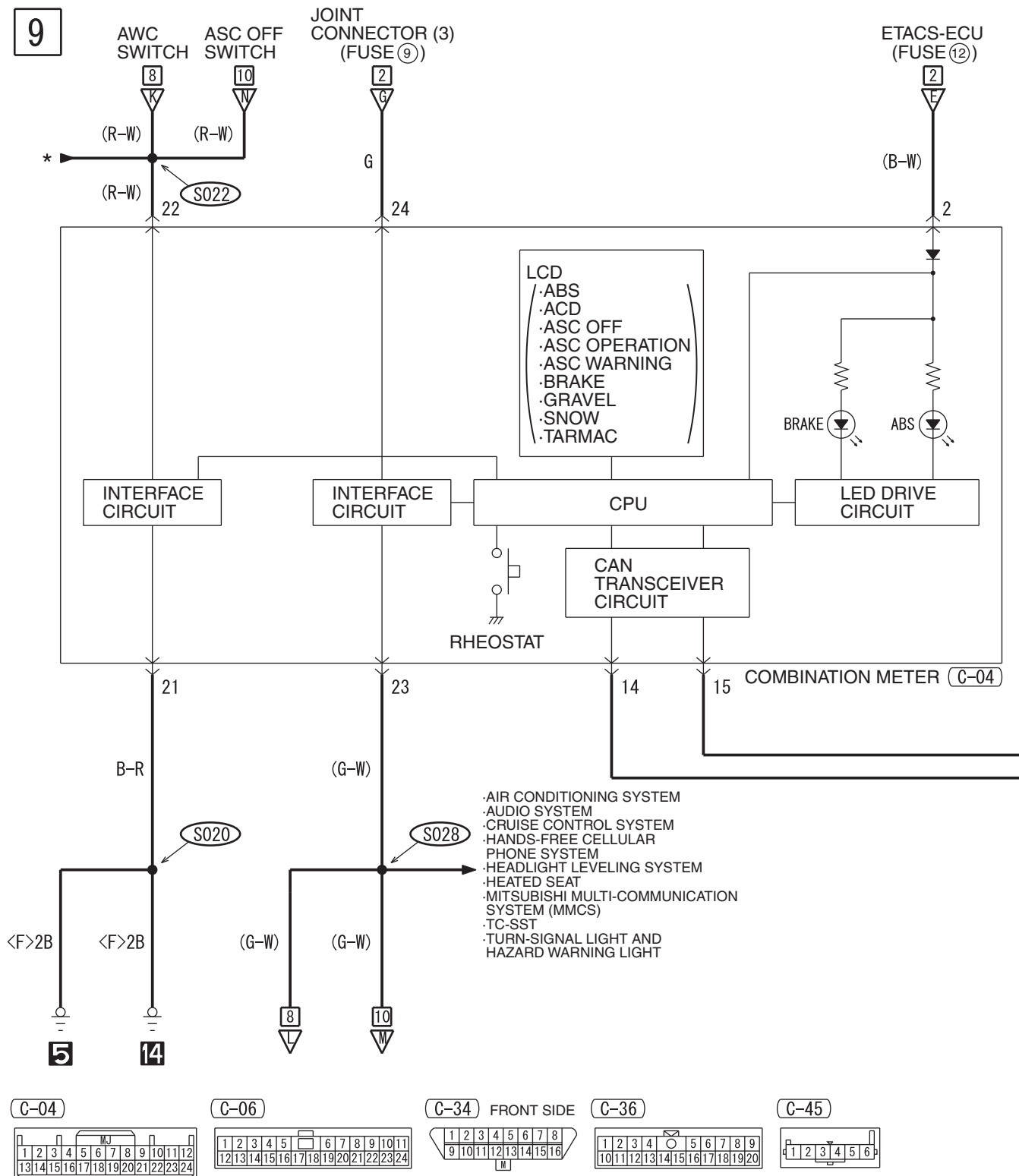


## WIRE COLOR CODE

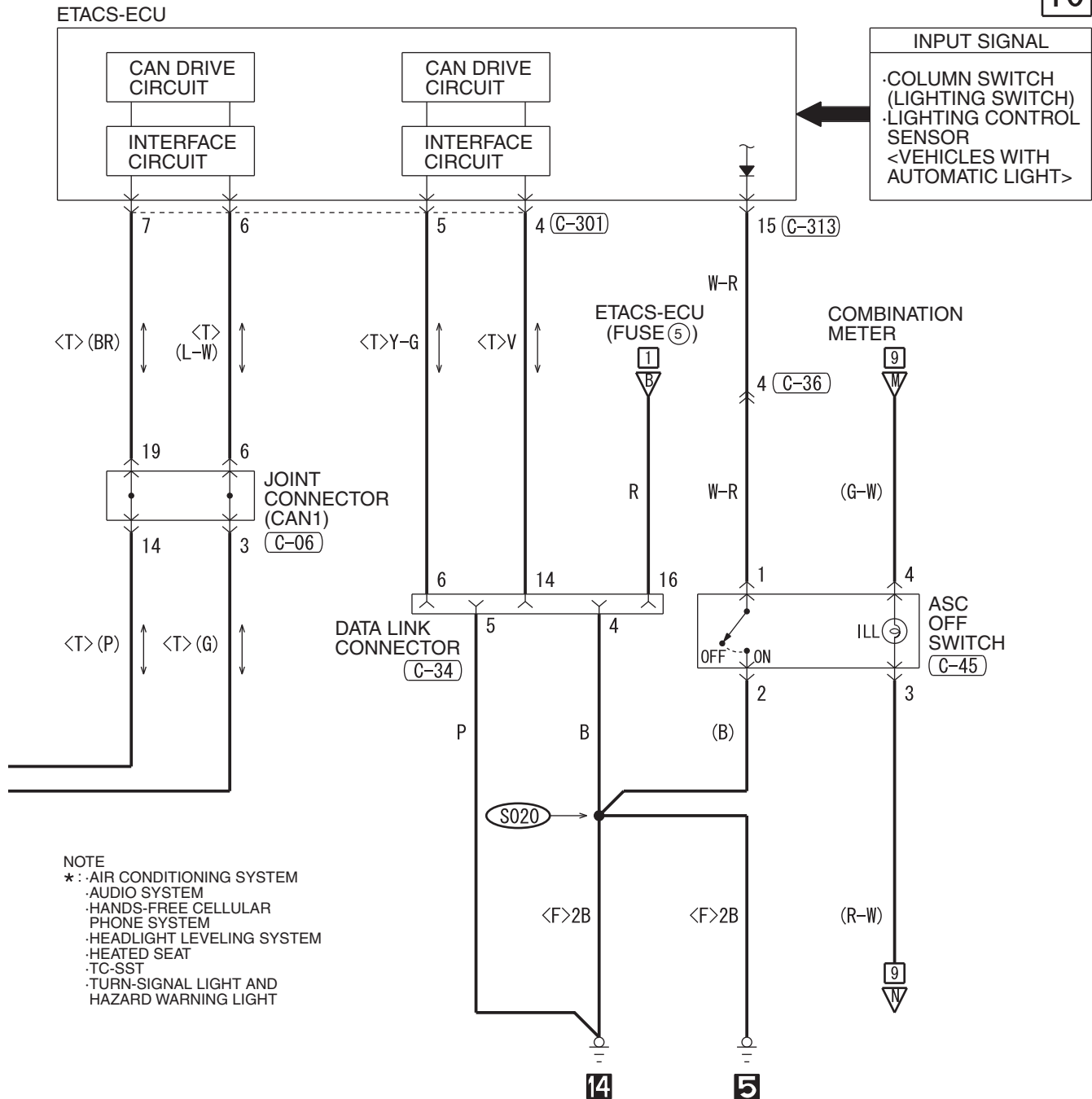
B : BLACK LG : LIGHT GREEN G : GREEN L : BLUE W : WHITE Y : YELLOW SB : SKY BLUE  
 BR : BROWN O : ORANGE GR : GRAY R : RED P : PINK V : VIOLET PU : PURPLE SI : SILVER

HAH15M01DB

## ANTI-LOCK BRAKING SYSTEM (ABS), ACTIVE STABILITY CONTROL SYSTEM (ASC) AND ACTIVE CENTER DIFFERENTIAL (ACD) &lt;TURBO&gt; (CONTINUED)



10



(C-301)

1	2	3	4	5	6	7	8	9	10	11
12	13	14	15	16	17	18	19	20	21	22
23	24									

(C-313)

1	2	3	4	5	6	7
8	9	10	11	12	13	14
15	16					

## WIRE COLOR CODE

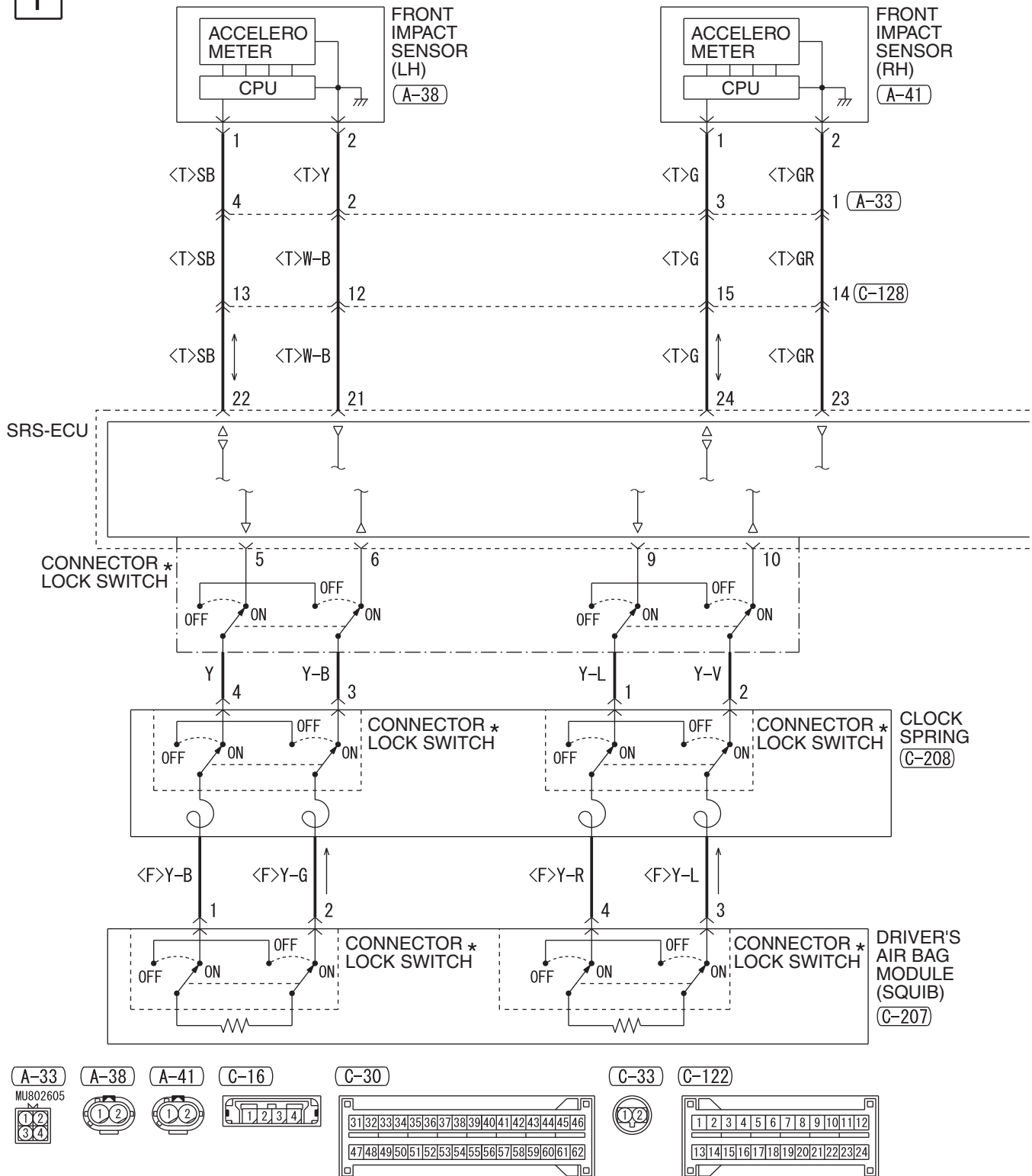
B : BLACK LG : LIGHT GREEN G : GREEN L : BLUE W : WHITE Y : YELLOW SB : SKY BLUE  
 BR : BROWN O : ORANGE GR : GRAY R : RED P : PINK V : VIOLET PU : PURPLE SI : SILVER

HAH15M01EB

## SUPPLEMENTAL RESTRAINT SYSTEM (SRS)

M1901009702947

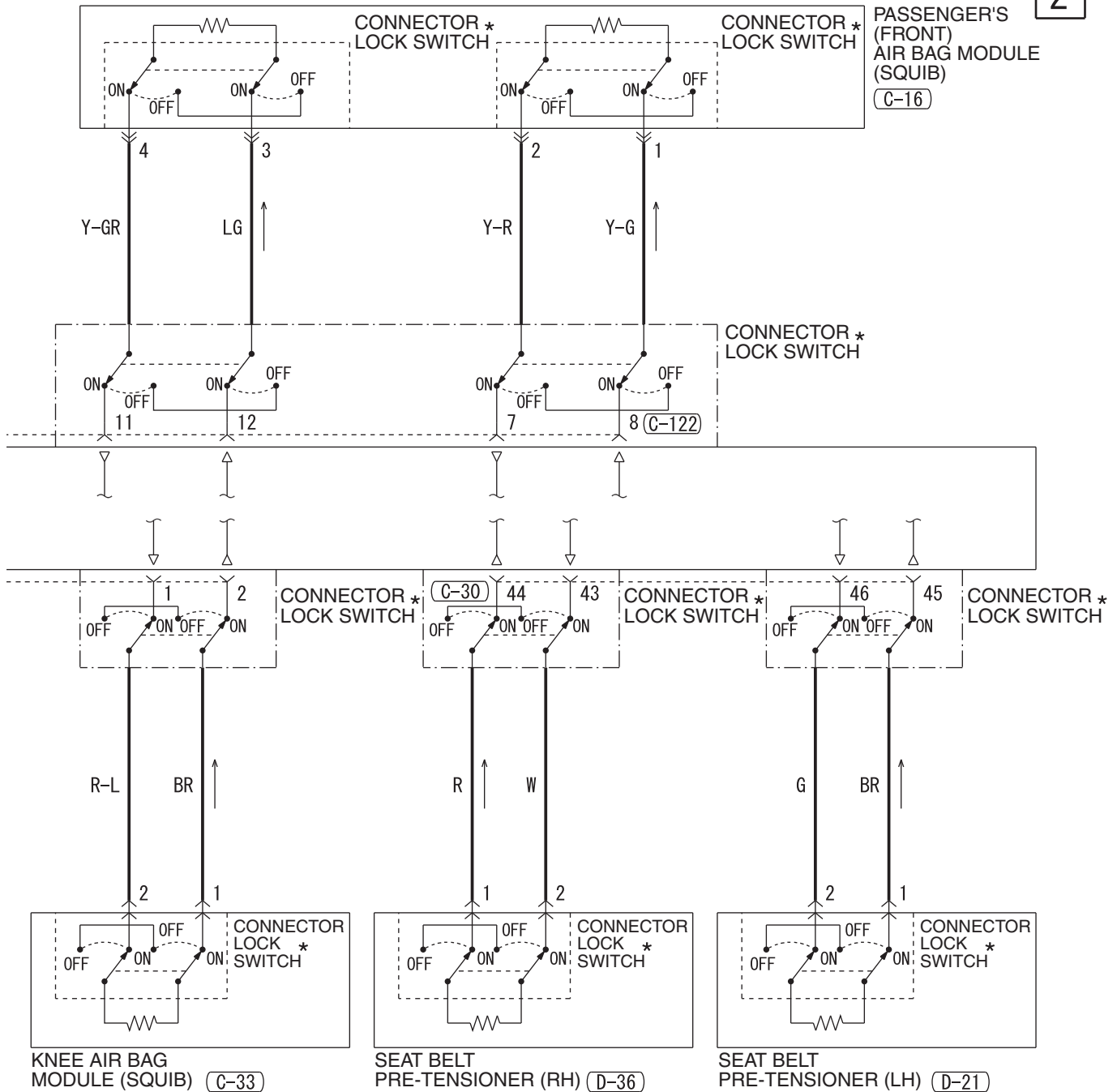
1



HAH15M02AA

**2**

NOTE  
 \*: CONNECTOR COUPLED : ON  
 CONNECTOR UNCOUPLED : OFF



(C-128)

(C-207)

(C-208)

(D-21)

(D-36)

1	2	3	4	5	6	7	8	9
10	11	12	13	14	15	16	17	18
19	20	21	22					

1	2	3	4
---	---	---	---

1	2	3	4
---	---	---	---

1	2
---	---

1	2
---	---

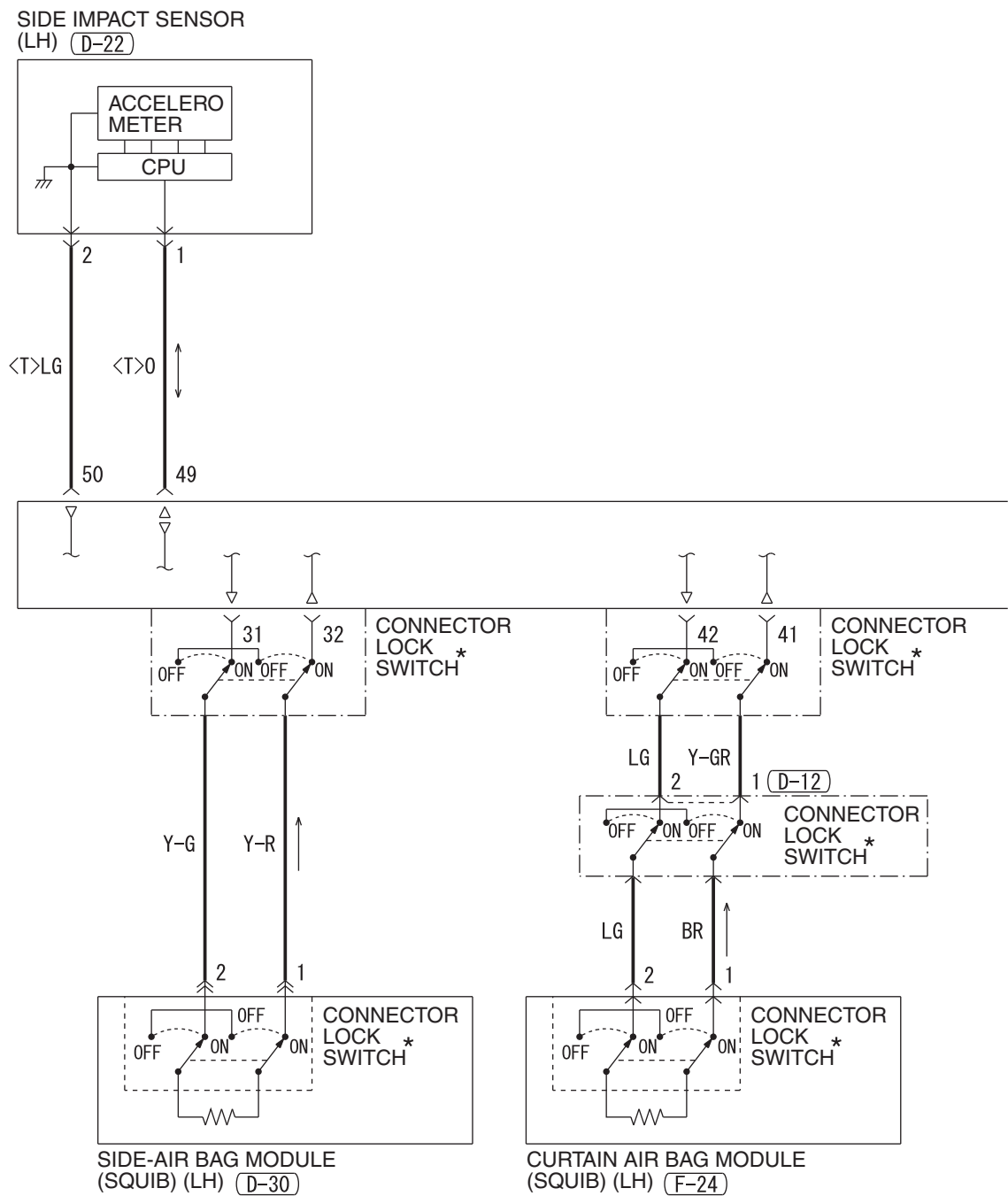
**WIRE COLOR CODE**

B : BLACK LG : LIGHT GREEN G : GREEN L : BLUE W : WHITE Y : YELLOW SB : SKY BLUE  
 BR : BROWN O : ORANGE GR : GRAY R : RED P : PINK V : VIOLET PU : PURPLE SI : SILVER

HAH15M02AB

SUPPLEMENTAL RESTRAINT SYSTEM (SRS) (CONTINUED)

3



C-30

31	32	33	34	35	36	37	38	39	40	41	42	43	44	45	46
47	48	49	50	51	52	53	54	55	56	57	58	59	60	61	62

D-10



D-12



D-22



D-30



D-32



D-37



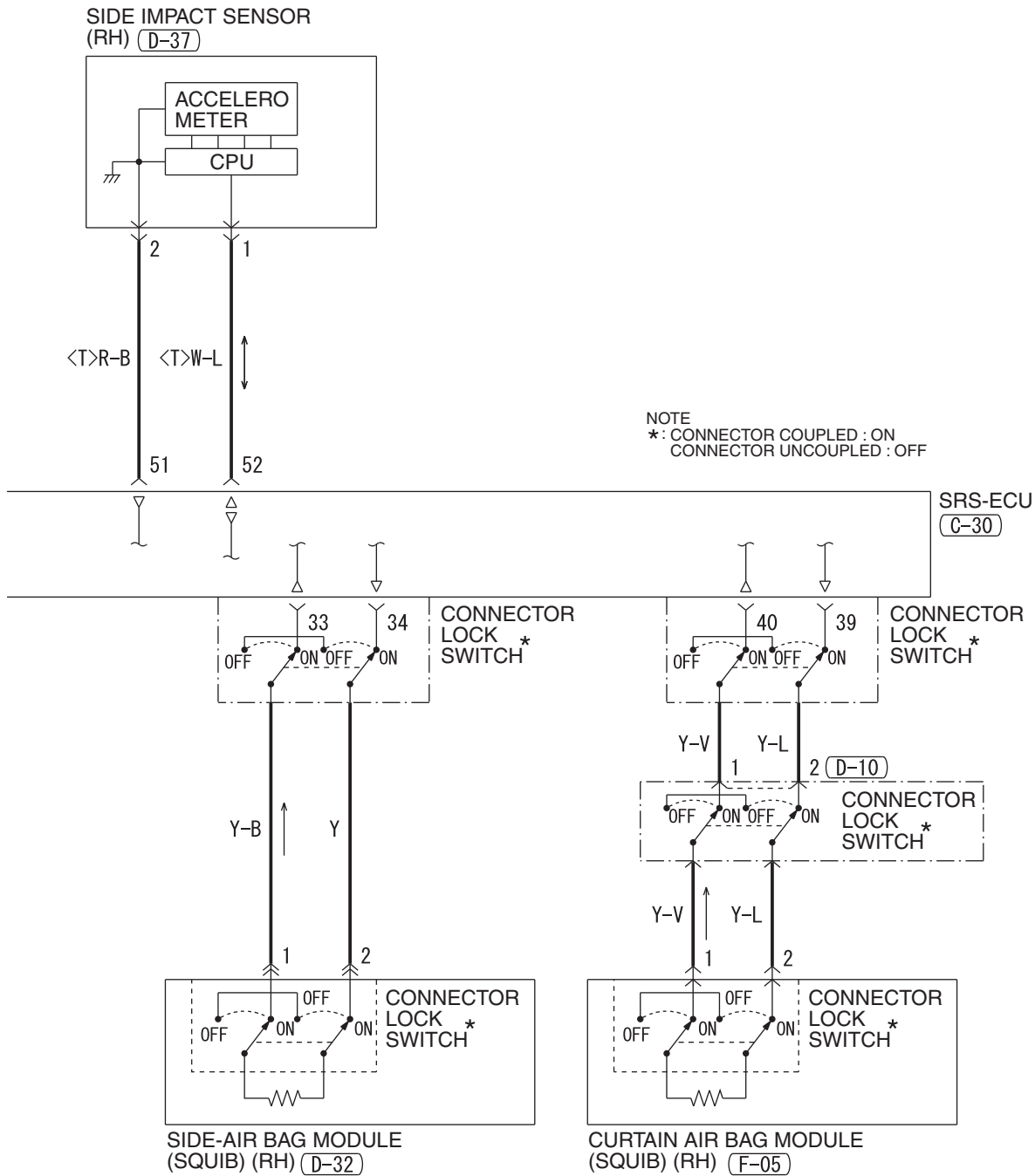
F-05



F-24







**WIRE COLOR CODE**

B : BLACK LG : LIGHT GREEN G : GREEN L : BLUE W : WHITE Y : YELLOW SB : SKY BLUE  
 BR : BROWN O : ORANGE GR : GRAY R : RED P : PINK V : VIOLET PU : PURPLE SI : SILVER

HAH15M02BB

**5**

**IGNITION SWITCH (IG1)**

**FUSIBLE LINK (34)**

**ETACS-ECU**

**SRS-ECU**

**POWER SUPPLY**

**IG1 RELAY**

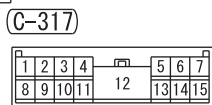
**JOINT CONNECTOR (4) (C-38)**

**NOTE**

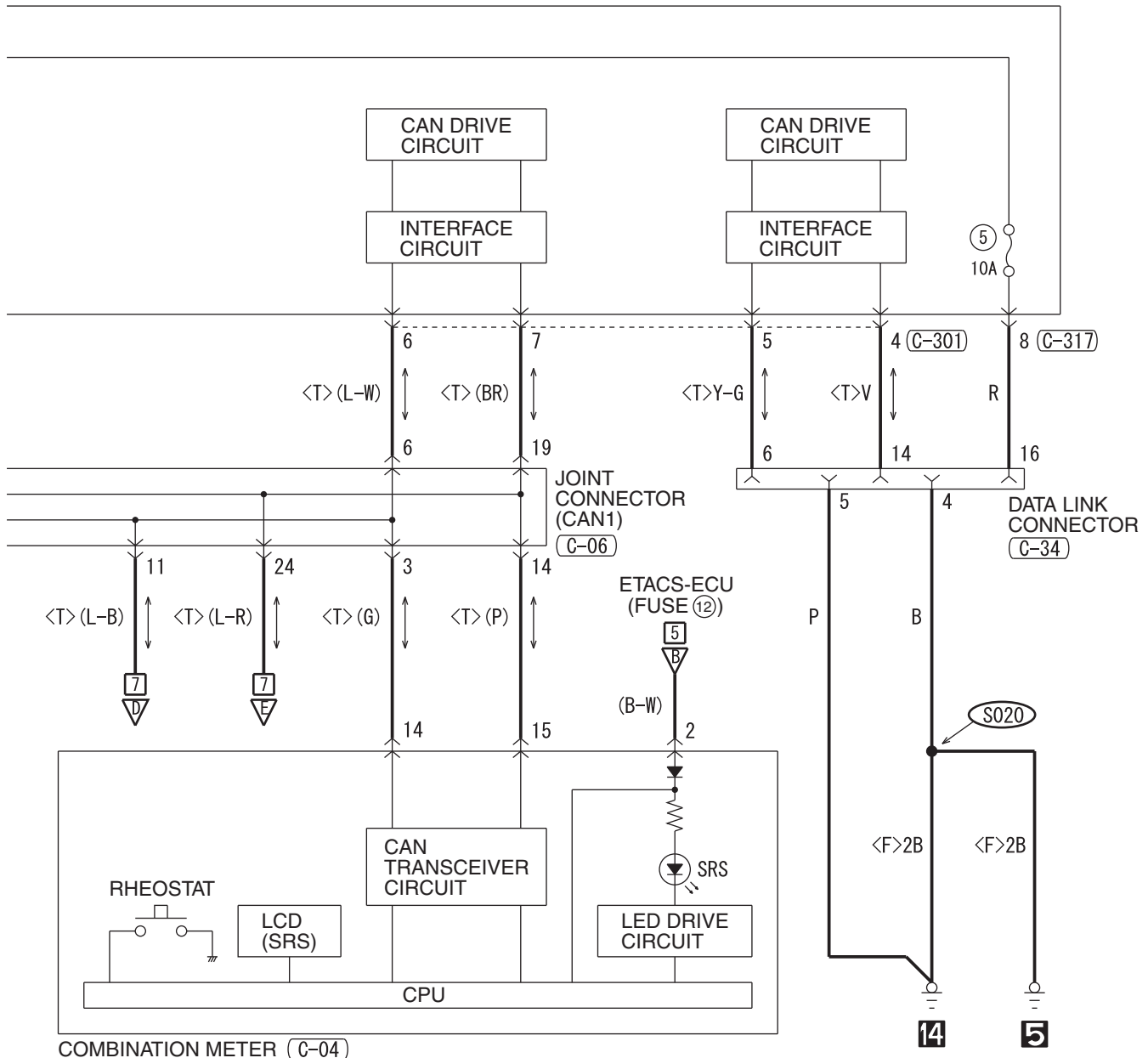
\*: -ABS AND ASC  
 -ABS, ASC AND ACD  
 -AIR CONDITIONING SYSTEM  
 -CENTRAL DOOR LOCKING SYSTEM  
 <VEHICLES WITH KEYLESS ENTRY SYSTEM>  
 -DAYTIME RUNNING LIGHT (DRL)  
 -DOME LIGHT, LUGGAGE COMPARTMENT LIGHT AND IGNITION KEY HOLE ILLUMINATION LIGHT  
 -FOG LIGHT

-HEADLIGHT  
 -HEATED DOOR MIRROR  
 -HEATED SEAT  
 -HEATER  
 -IGNITION KEY REMINDER TONE ALARM  
 <VEHICLES WITH KOS>  
 -IMMOBILIZER SYSTEM  
 -KEYLESS OPERATING SYSTEM (KOS)  
 -REAR WINDOW DEFOGGER  
 -SHIFT LOCK MECHANISM  
 -SUNROOF

-TAILLIGHT, POSITION LIGHT, REAR SIDE MARKER LIGHT, LICENSE PLATE LIGHT AND LIGHTING MONITOR TONE ALARM  
 -TC-SST  
 -THEFT-ALARM SYSTEM  
 -TIRE PRESSURE MONITORING SYSTEM (TPMS)  
 -TRUNK LID OPENER  
 -TURN-SIGNAL LIGHT AND HAZARD WARNING LIGHT  
 -WINDSHIELD WIPER AND WASHER



**6**



(C-38)

1	2	3	4	5	6	<div></div>	7	8	9	10	11	
12	13	14	15	16	17	18	19	20	21	22	23	24

(C-122)

1	2	3	4	5	6	7	8	9	10	11	12
13	14	15	16	17	18	19	20	21	22	23	24

(C-301)

1	2	3	4	5		6	7	8	9	10	11
12	13	14	15	16	17	18	19	20	21	22	23

(C-309)

1	2
---	---

(C-313)

1	2	3	4		5	6	7	
8	9	10	11	12	13	14	15	16

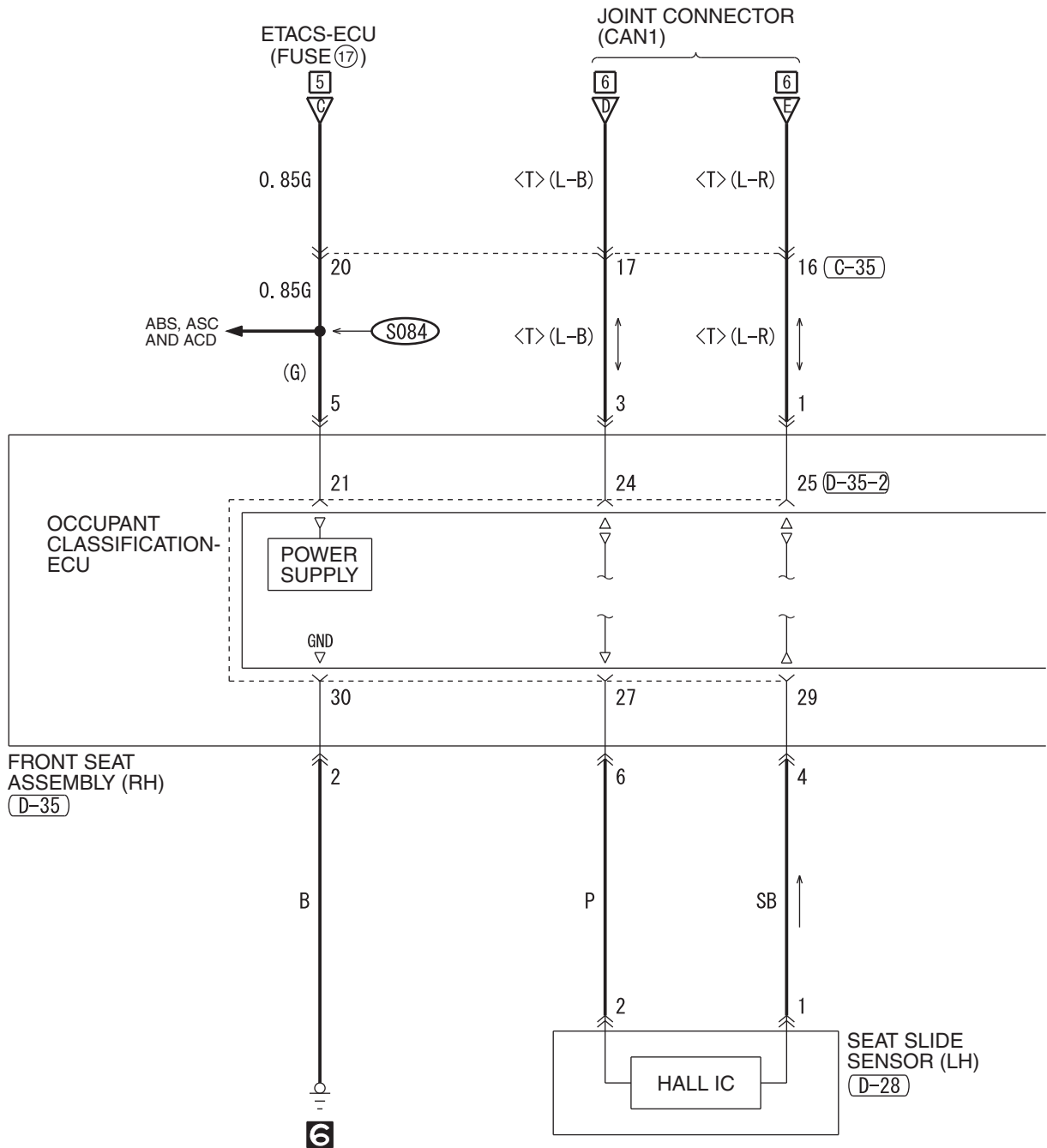
**WIRE COLOR CODE**

B : BLACK LG : LIGHT GREEN G : GREEN L : BLUE W : WHITE Y : YELLOW SB : SKY BLUE  
 BR : BROWN O : ORANGE GR : GRAY R : RED P : PINK V : VIOLET PU : PURPLE SI : SILVER

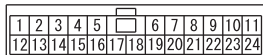
HAH15M02CB

## SUPPLEMENTAL RESTRAINT SYSTEM (SRS) (CONTINUED)

7



C-35



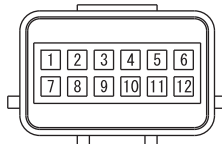
D-28



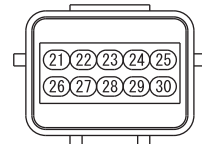
D-35



D-35-1



D-35-2



D-35-3



D-35-4



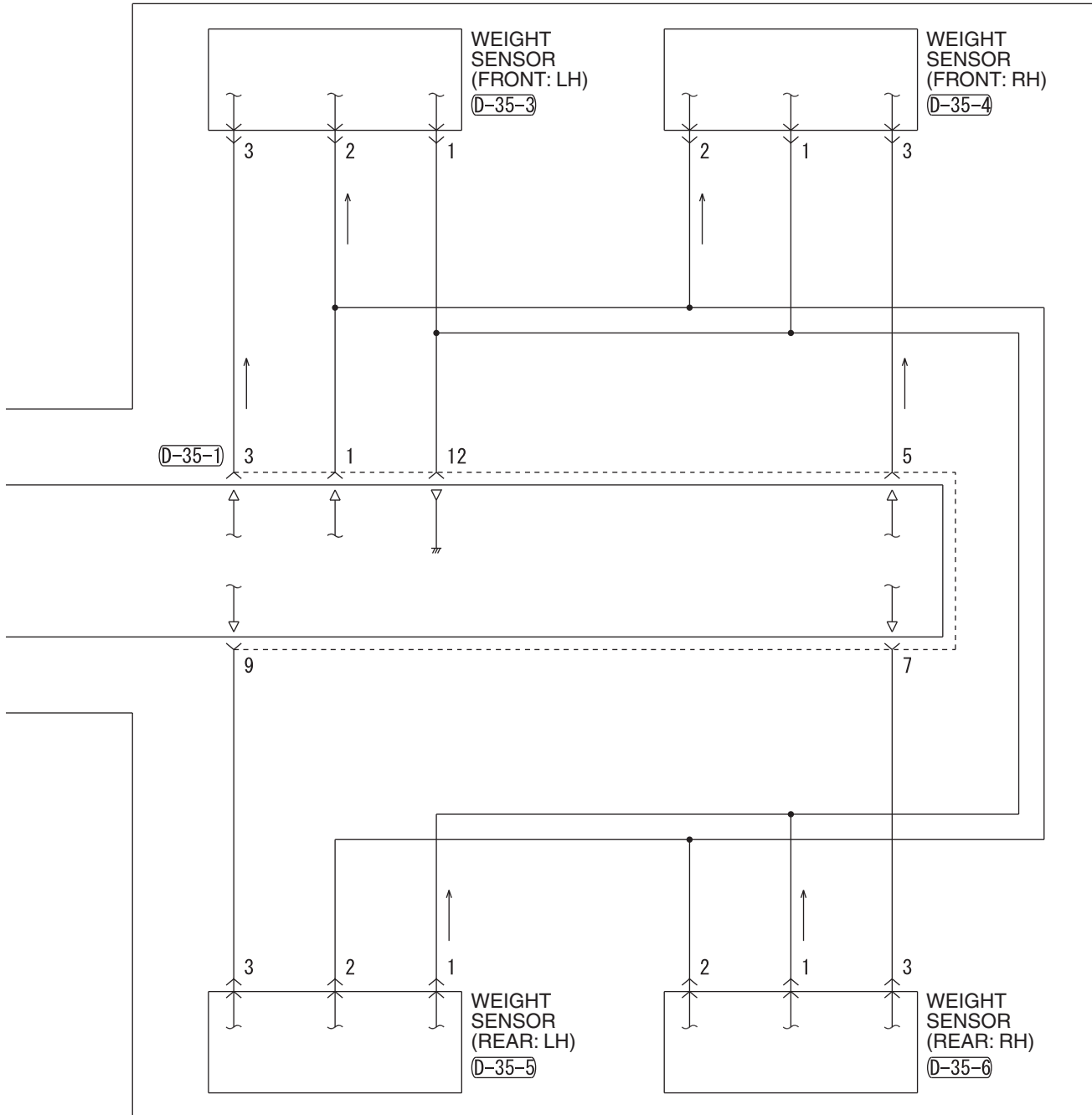
D-35-5



D-35-6



8

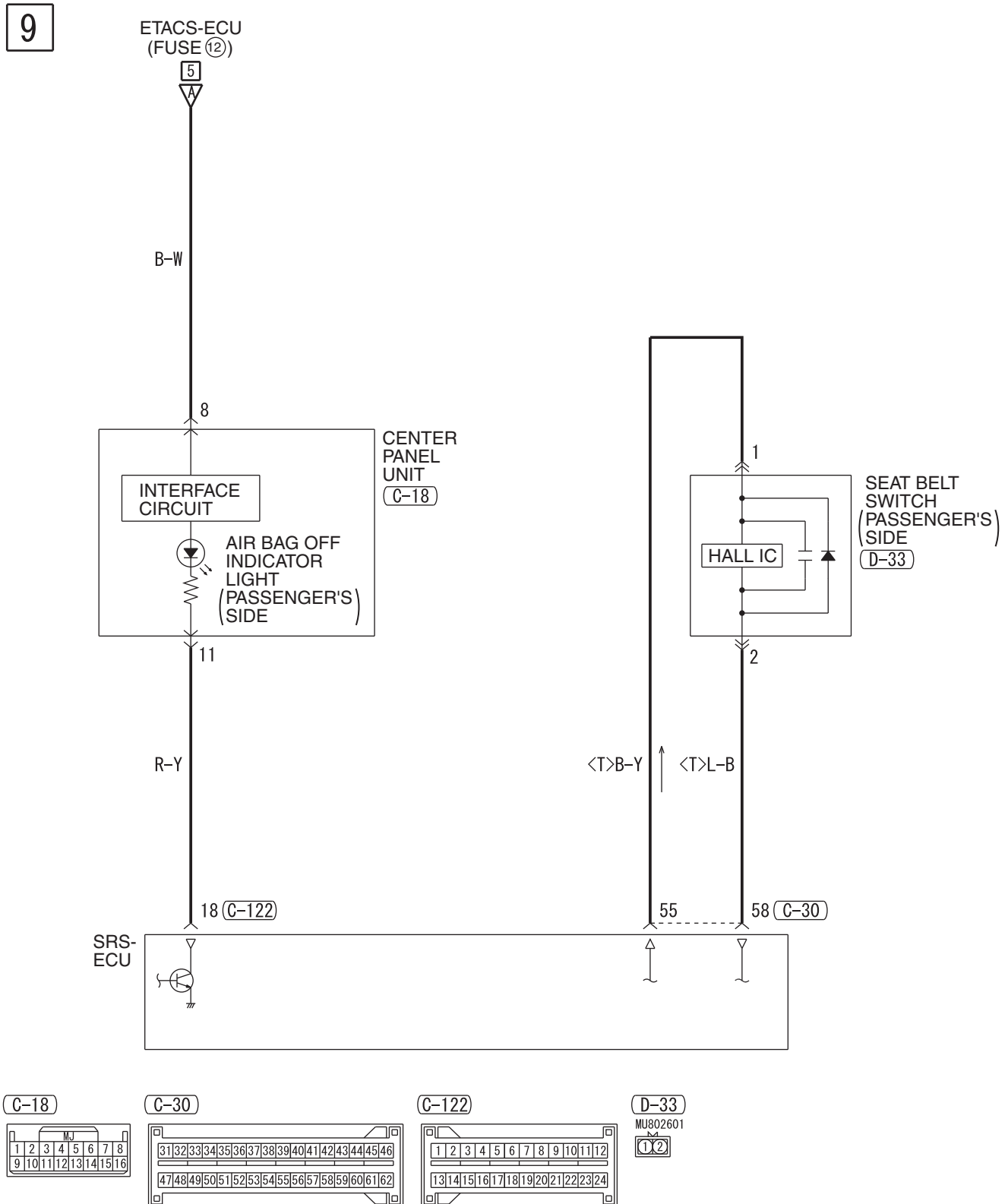


WIRE COLOR CODE

B: BLACK LG: LIGHT GREEN G: GREEN L: BLUE W: WHITE Y: YELLOW SB: SKY BLUE  
BR: BROWN O: ORANGE GR: GRAY R: RED P: PINK V: VIOLET PU: PURPLE SI: SILVER

HAH15M02DB

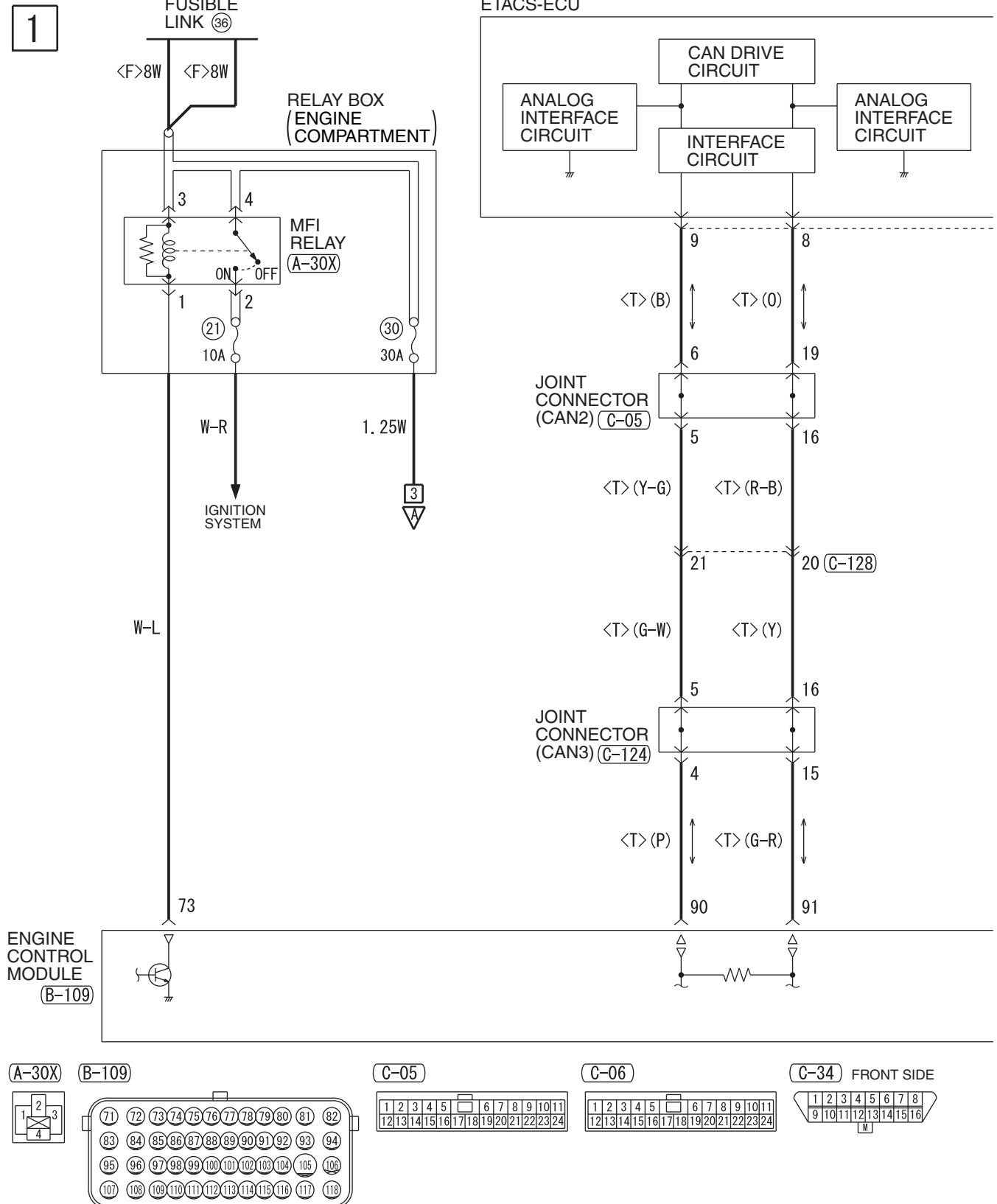
## SUPPLEMENTAL RESTRAINT SYSTEM (SRS) (CONTINUED)



NOTES

## IMMOBILIZER SYSTEM &lt;NON-TURBO&gt;

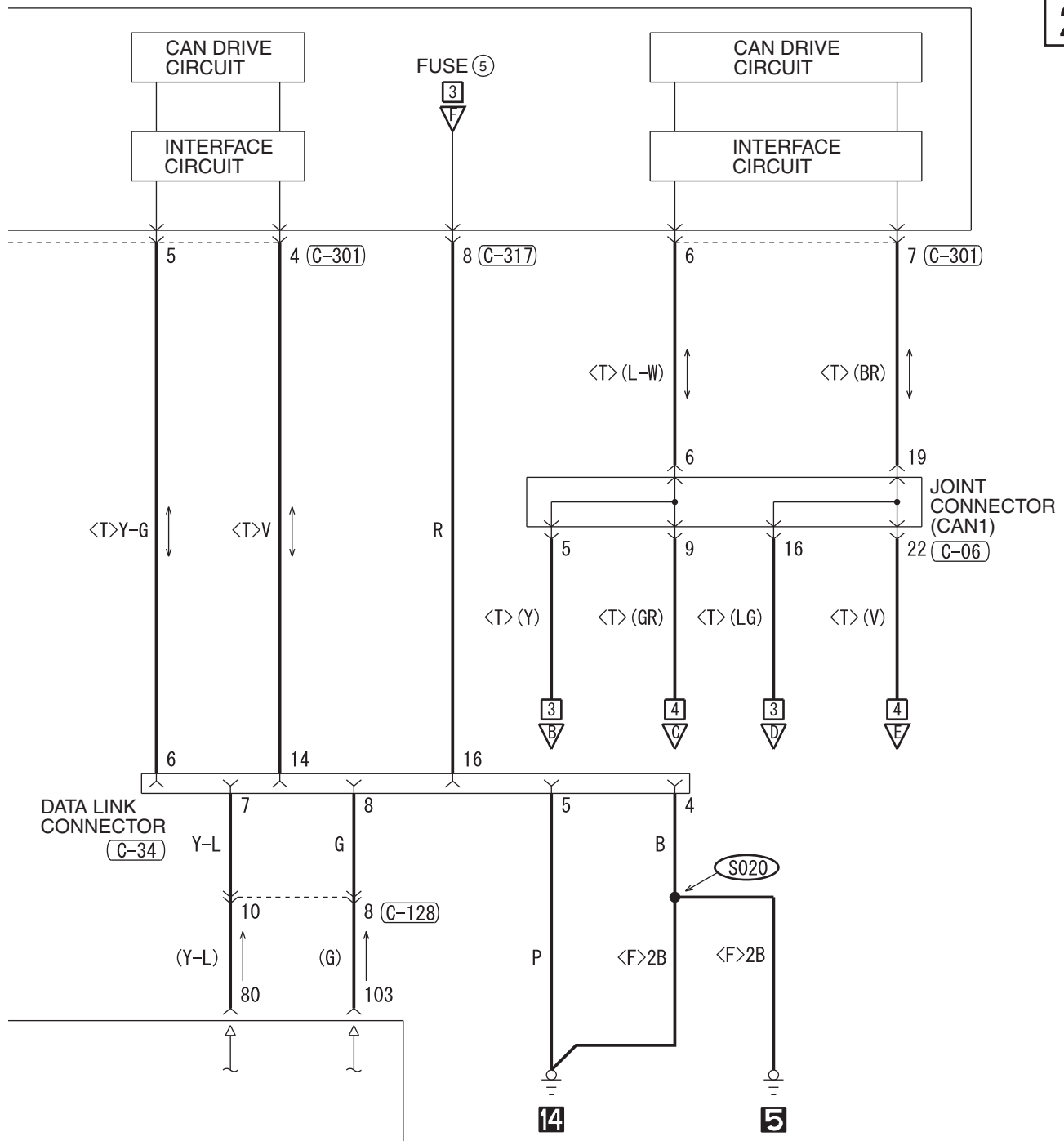
M1901013604745



HAH15M03AA



**2**



**(C-124)**

1	2	3	4	5	6	7	8	9	10	11
12	13	14	15	16	17	18	19	20	21	22

**(C-128)**

1	2	3	4	5	6	7	8	9
10	11	12	13	14	15	16	17	18

**(C-301)**

1	2	3	4	5	6	7	8	9	10	11
12	13	14	15	16	17	18	19	20	21	22

**(C-317)**

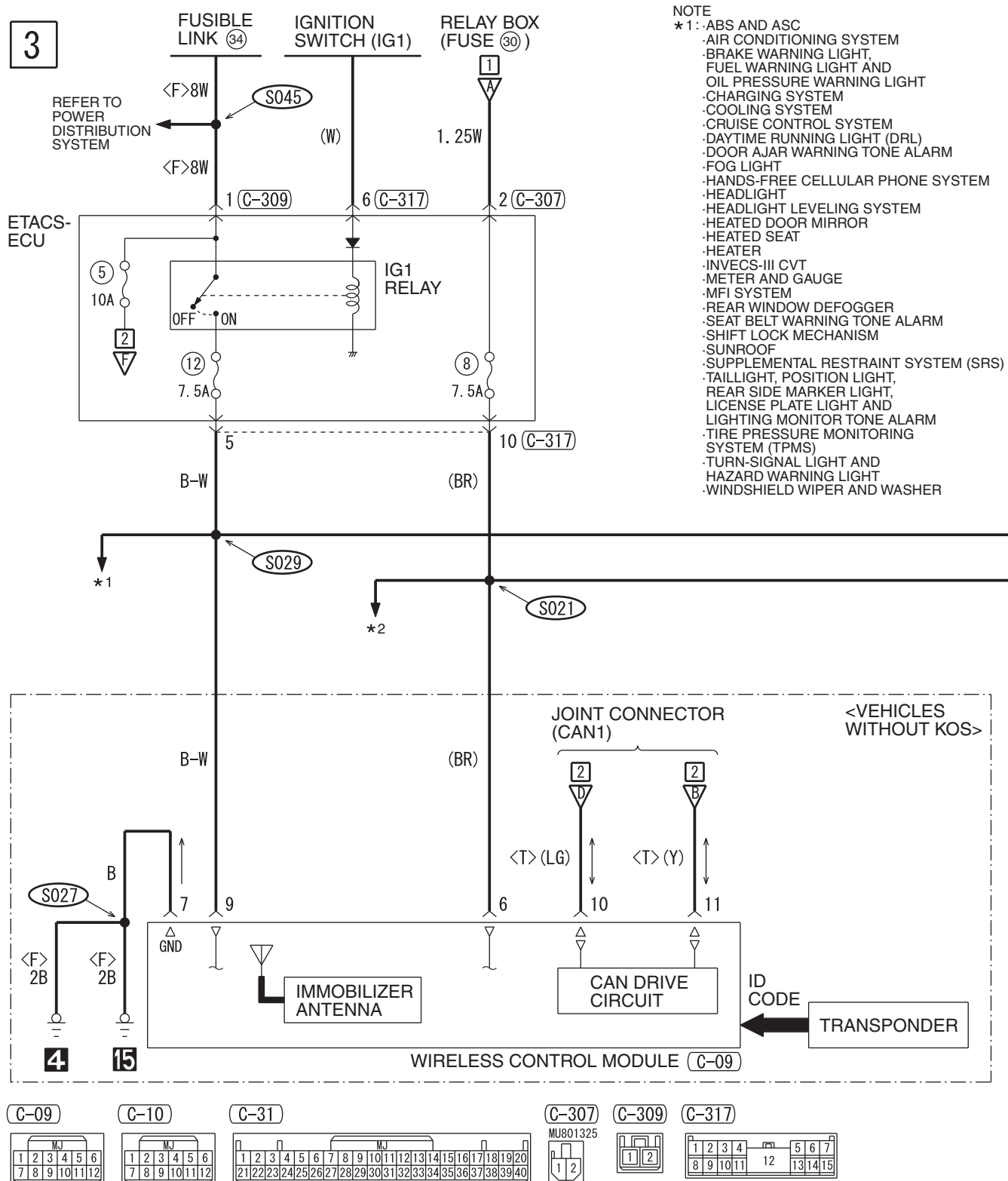
1	2	3	4	5	6	7
8	9	10	11	12	13	14

**WIRE COLOR CODE**

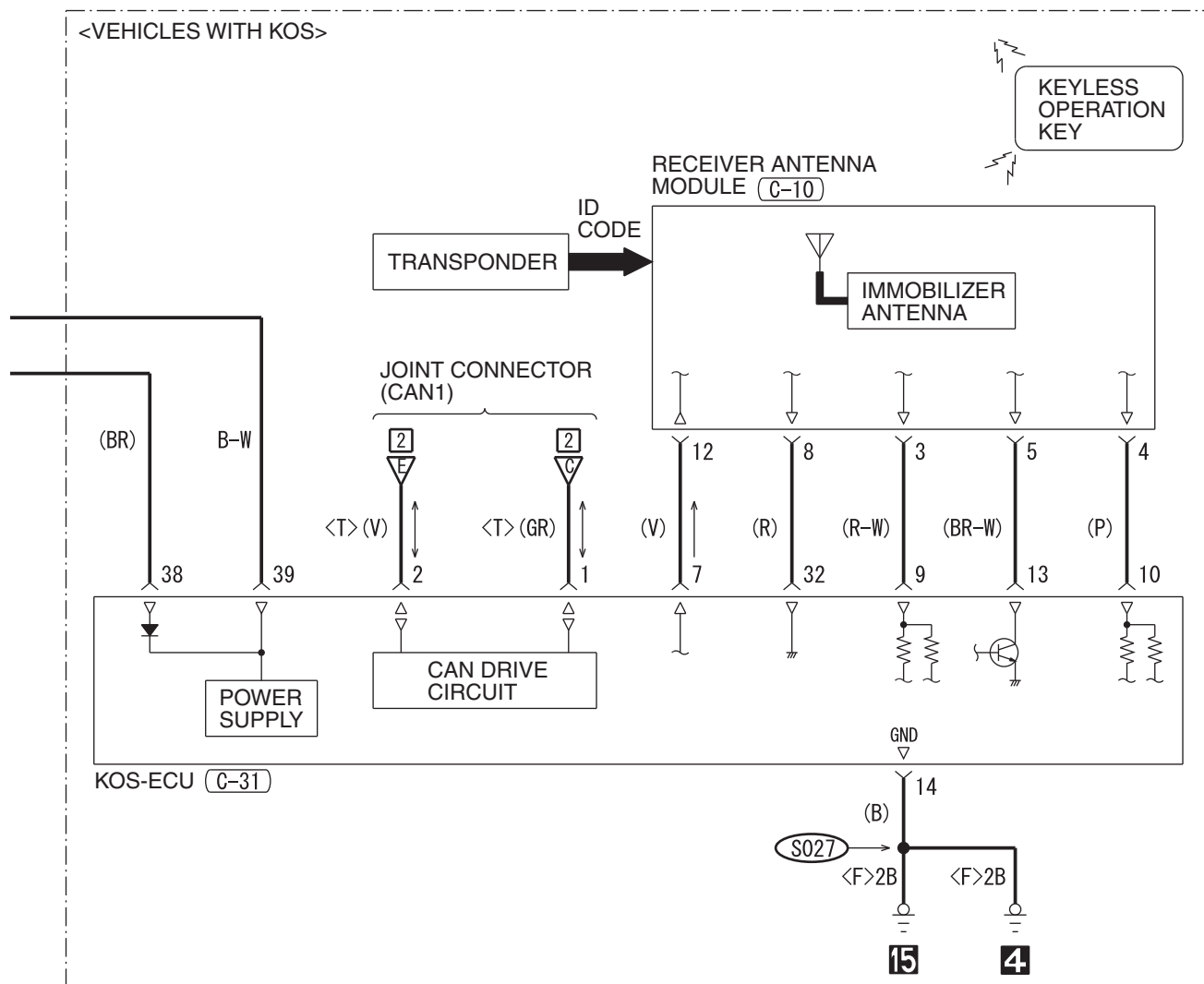
B : BLACK   LG : LIGHT GREEN   G : GREEN   L : BLUE   W : WHITE   Y : YELLOW   SB : SKY BLUE  
 BR : BROWN   O : ORANGE   GR : GRAY   R : RED   P : PINK   V : VIOLET   PU : PURPLE   SI : SILVER

HAH15M03AB

## IMMOBILIZER SYSTEM &lt;NON-TURBO&gt; (CONTINUED)



- \*2 : .AIR CONDITIONING SYSTEM  
.AUDIO SYSTEM  
.BRAKE WARNING LIGHT,  
FUEL WARNING LIGHT AND  
OIL PRESSURE WARNING  
LIGHT  
.DAYTIME RUNNING LIGHT (DRL)  
.DOME LIGHT, LUGGAGE  
COMPARTMENT LIGHT  
AND IGNITION KEY HOLE  
ILLUMINATION LIGHT  
.FOG LIGHT  
.HEADLIGHT  
.HEATED SEAT  
.HEATER  
.IGNITION KEY REMINDER  
TONE ALARM  
<VEHICLES WITH KOS>  
.KEYLESS OPERATING  
SYSTEM (KOS)  
.METER AND GAUGE  
.MITSUBISHI  
MULTI-COMMUNICATION  
SYSTEM (MMCS)  
.PARKING BRAKE REMINDER  
TONE ALARM  
.TAILLIGHT, POSITION LIGHT,  
REAR SIDE MARKER LIGHT,  
LICENSE PLATE LIGHT AND  
LIGHTING MONITOR TONE  
.TURN-SIGNAL LIGHT AND  
HAZARD WARNING LIGHT  
.WINDSHIELD WIPER AND  
WASHER



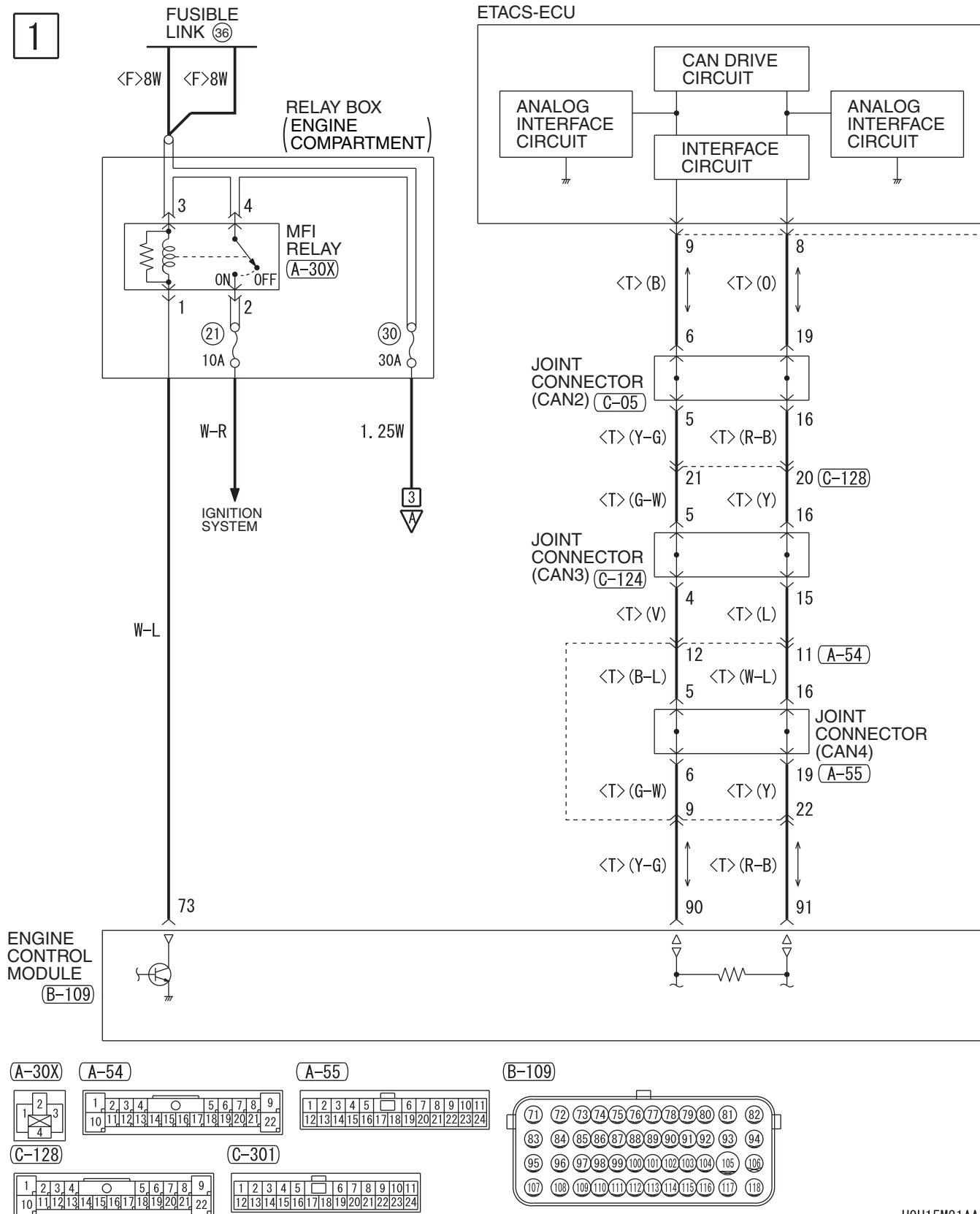
**WIRE COLOR CODE**

B : BLACK   LG : LIGHT GREEN   G : GREEN   L : BLUE   W : WHITE   Y : YELLOW   SB : SKY BLUE  
BR : BROWN   O : ORANGE   GR : GRAY   R : RED   P : PINK   V : VIOLET   PU : PURPLE   SI : SILVER

HAH15M03BB

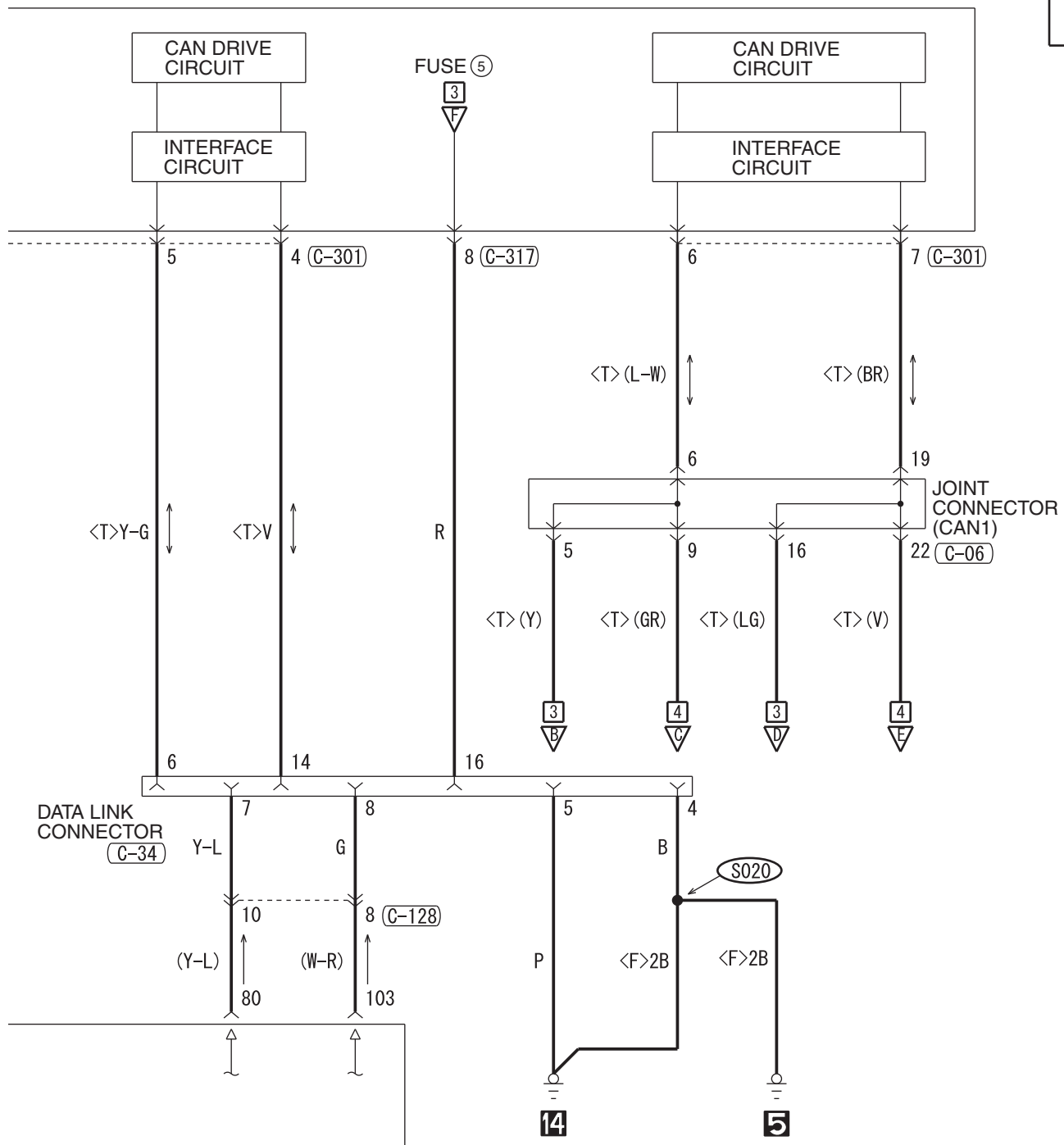
## IMMOBILIZER SYSTEM &lt;TURBO&gt;

M1901013603827



H9H15M21AA

**2**



(C-05)

1	2	3	4	5	6	7	8	9	10	11
12	13	14	15	16	17	18	19	20	21	22
23	24									

(C-06)

1	2	3	4	5	6	7	8	9	10	11
12	13	14	15	16	17	18	19	20	21	22
23	24									

(C-34) FRONT SIDE

1	2	3	4	5	6	7	8
9	10	11	12	13	14	15	16

(C-124)

1	2	3	4	5	6	7	8	9	10	11
12	13	14	15	16	17	18	19	20	21	22
23	24									

(C-317)

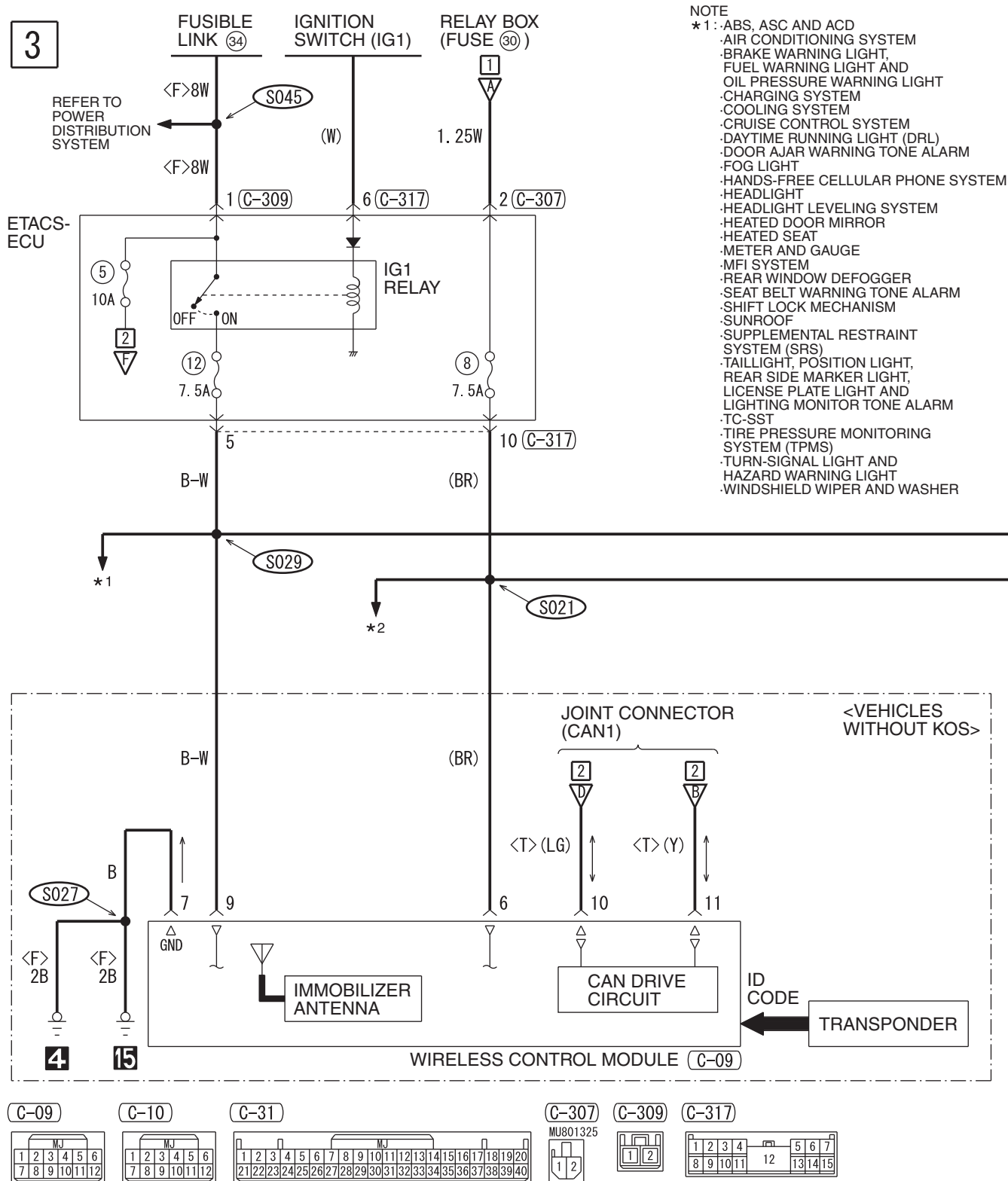
1	2	3	4	5	6	7
8	9	10	11	12	13	14
15						

**WIRE COLOR CODE**

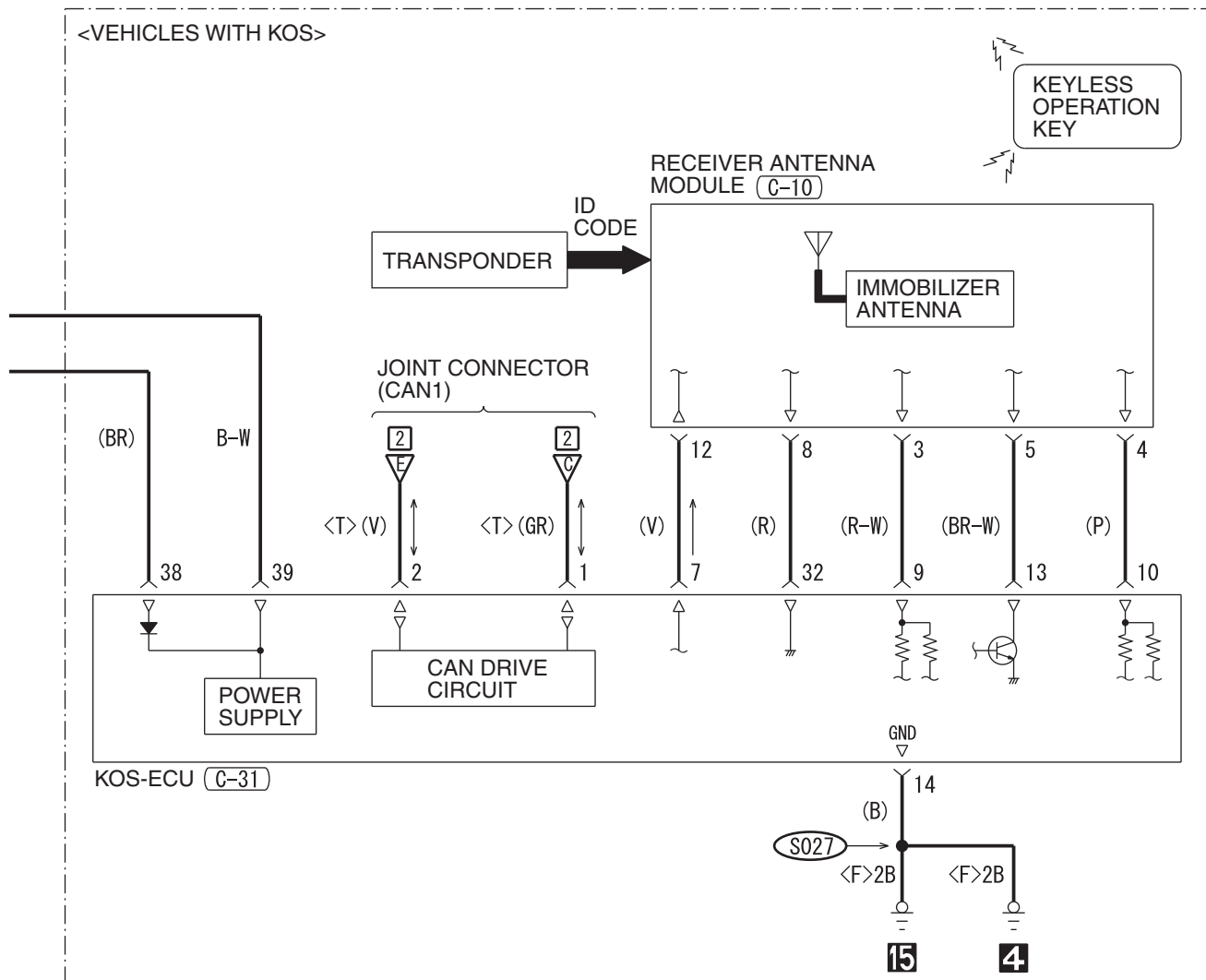
B: BLACK LG: LIGHT GREEN G: GREEN L: BLUE W: WHITE  
Y: YELLOW SB: SKY BLUE BR: BROWN O: ORANGE GR: GRAY  
R: RED P: PINK V: VIOLET PU: PURPLE SI: SILVER

H9H15M21AB

## IMMOBILIZER SYSTEM &lt;TURBO&gt; (CONTINUED)



- ★2: ·AIR CONDITIONING SYSTEM  
·AUDIO SYSTEM  
·BRAKE WARNING LIGHT,  
FUEL WARNING LIGHT AND  
OIL PRESSURE WARNING  
LIGHT  
·DAYTIME RUNNING LIGHT  
(DRL)  
·DOME LIGHT, LUGGAGE  
COMPARTMENT LIGHT  
AND IGNITION KEY HOLE  
ILLUMINATION LIGHT  
·FOG LIGHT  
·HEADLIGHT  
·HEATED SEAT  
·IGNITION KEY REMINDER  
TONE ALARM  
·VEHICLES WITH KOS>
- KEYLESS OPERATING  
SYSTEM (KOS)  
·METER AND GAUGE  
·MITSUBISHI  
MULTI-COMMUNICATION  
SYSTEM (MMCS)  
·PARKING BRAKE REMINDER  
TONE ALARM  
·TAILLIGHT, POSITION LIGHT,  
REAR SIDE MARKER LIGHT,  
LICENSE PLATE LIGHT AND  
LIGHTING MONITOR TONE  
ALARM  
·TURN-SIGNAL LIGHT AND  
HAZARD WARNING LIGHT  
·WINDSHIELD WIPER AND  
WASHER

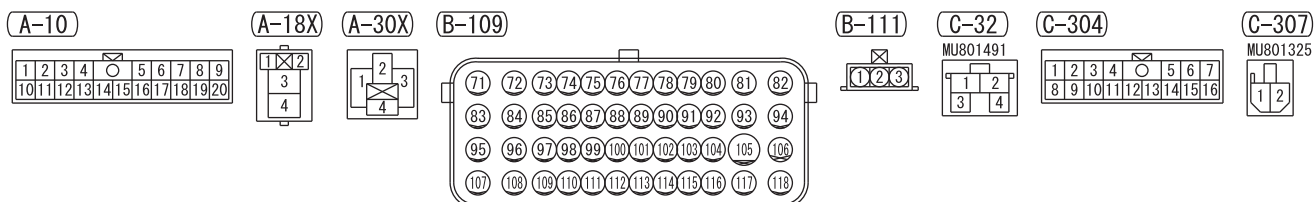


WIRE COLOR CODE

B: BLACK LG: LIGHT GREEN G: GREEN L: BLUE W: WHITE Y: YELLOW SB: SKY BLUE  
BR: BROWN O: ORANGE GR: GRAY R: RED P: PINK V: VIOLET PU: PURPLE SI: SILVER

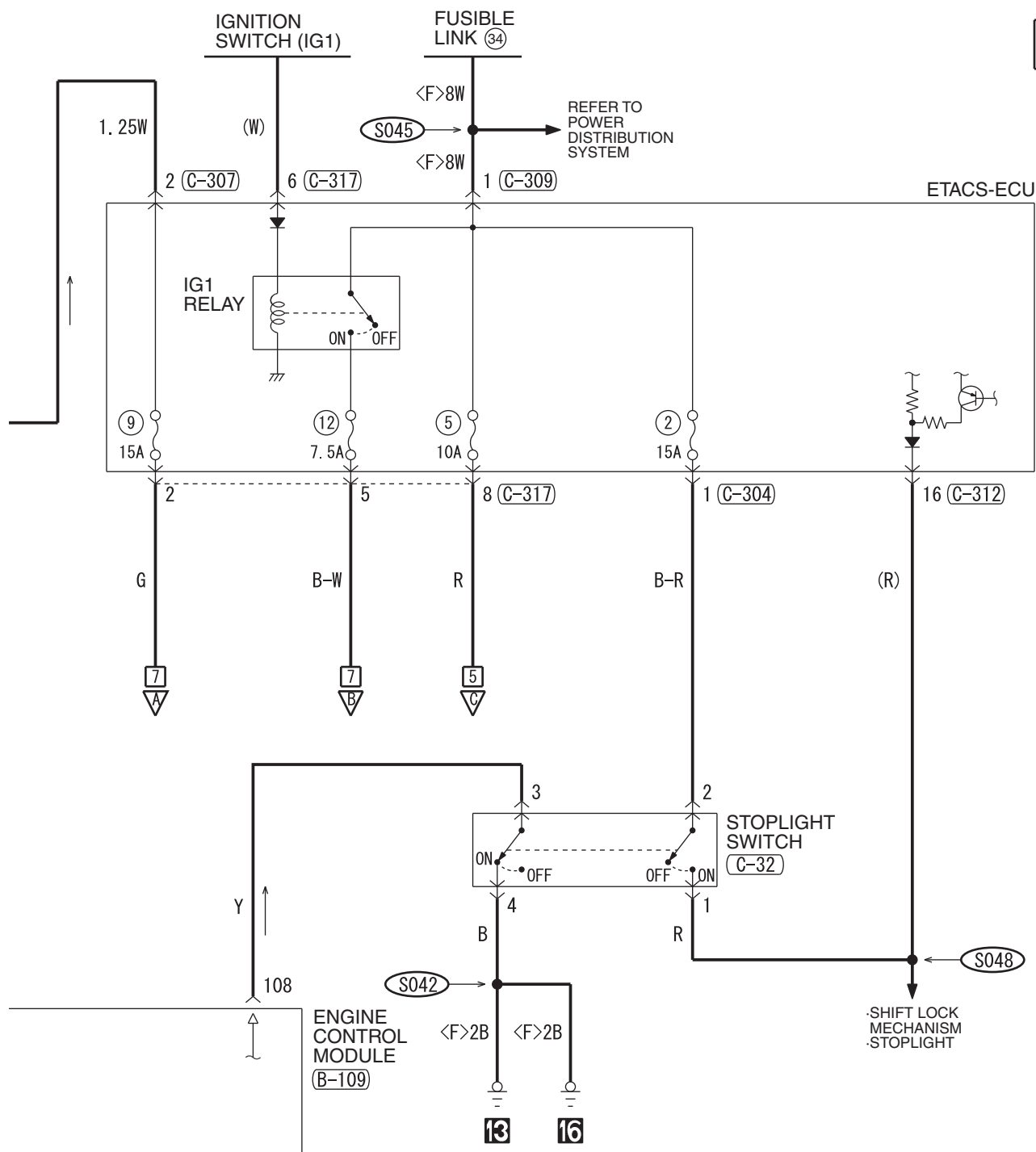
H9H15M21BB

M1901032900925

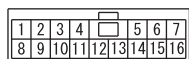




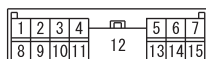
**2**



(C-309) (C-312)



(C-317)



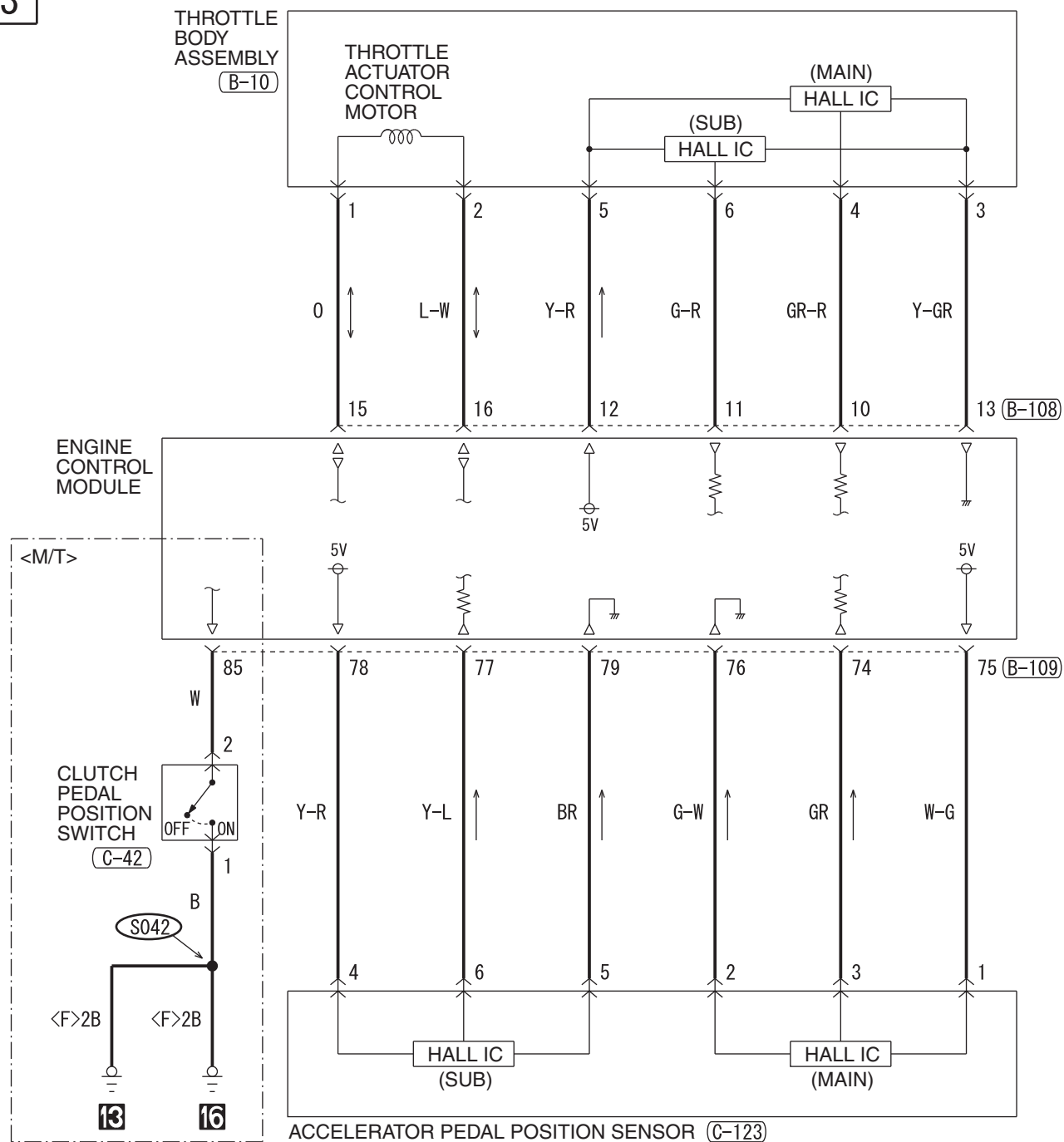
**WIRE COLOR CODE**

B : BLACK LG : LIGHT GREEN G : GREEN L : BLUE W : WHITE Y : YELLOW SB : SKY BLUE  
 BR : BROWN O : ORANGE GR : GRAY R : RED P : PINK V : VIOLET PU : PURPLE SI : SILVER

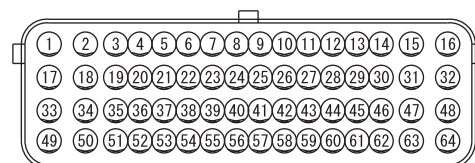
HAH15M04AB

## CRUISE CONTROL SYSTEM &lt;NON-TURBO&gt; (CONTINUED)

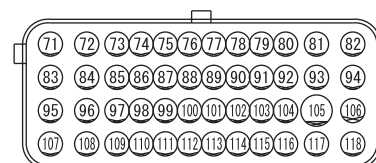
3

(B-10)  
(MU805200)

(B-108)



(B-109)

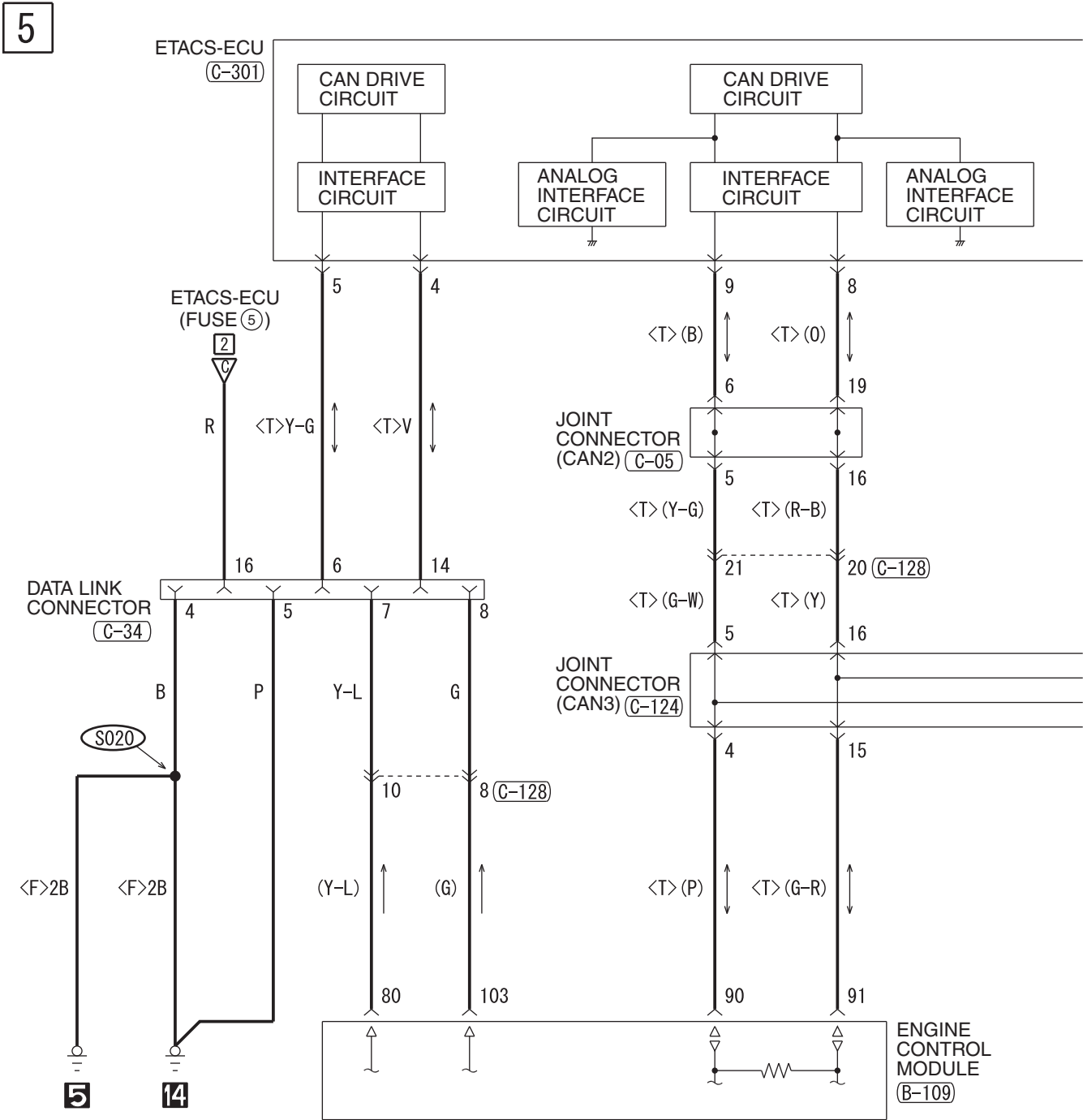


(C-42)

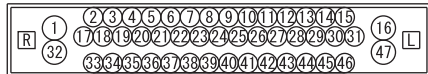




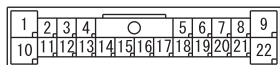
CRUISE CONTROL SYSTEM <NON-TURBO> (CONTINUED)



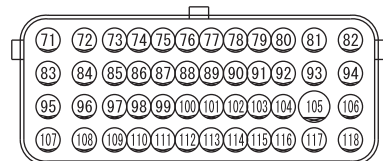
A-51



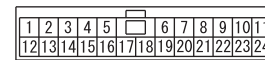
C-128



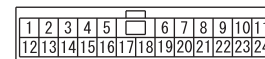
B-109



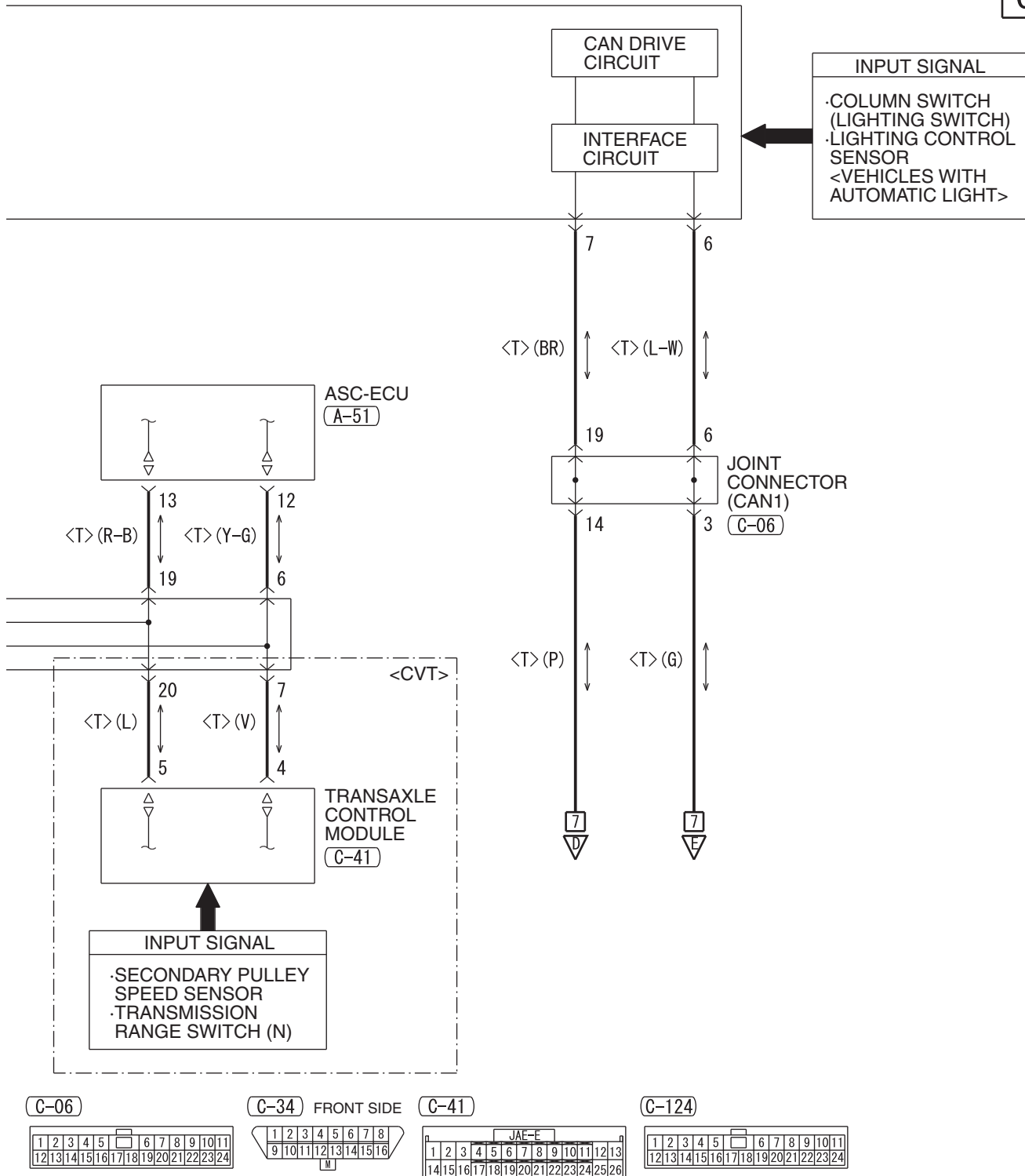
C-05



C-301

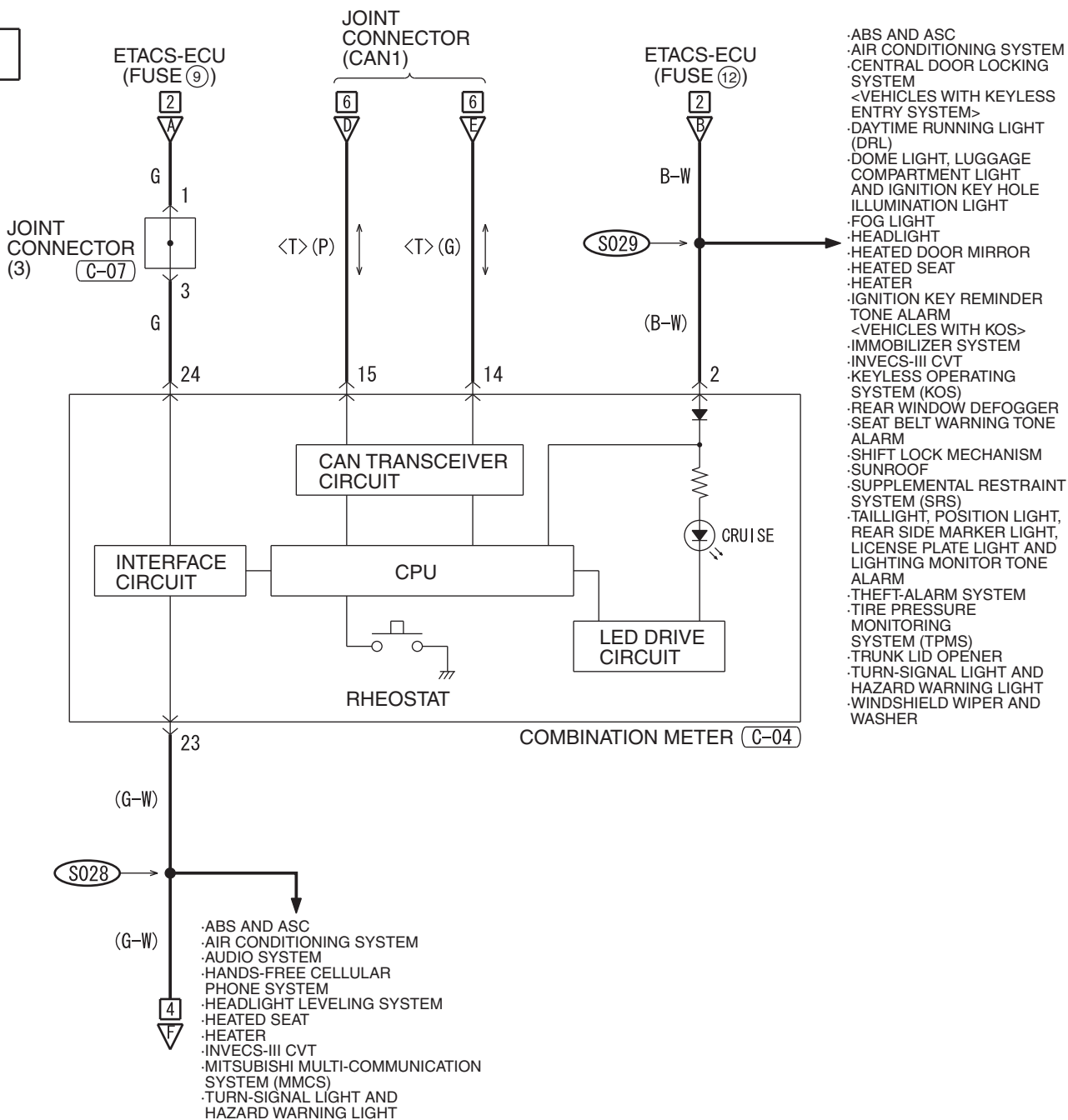


**6**



## CRUISE CONTROL SYSTEM &lt;NON-TURBO&gt; (CONTINUED)

7



(C-04)

1	2	3	4	5	6	7	8	9	10	11	12
13	14	15	16	17	18	19	20	21	22	23	24

(C-07)

1	2	3	4	5	6	<div></div>	7	8	9	10	11	
12	13	14	15	16	17	18	19	20	21	22	23	24

## WIRE COLOR CODE

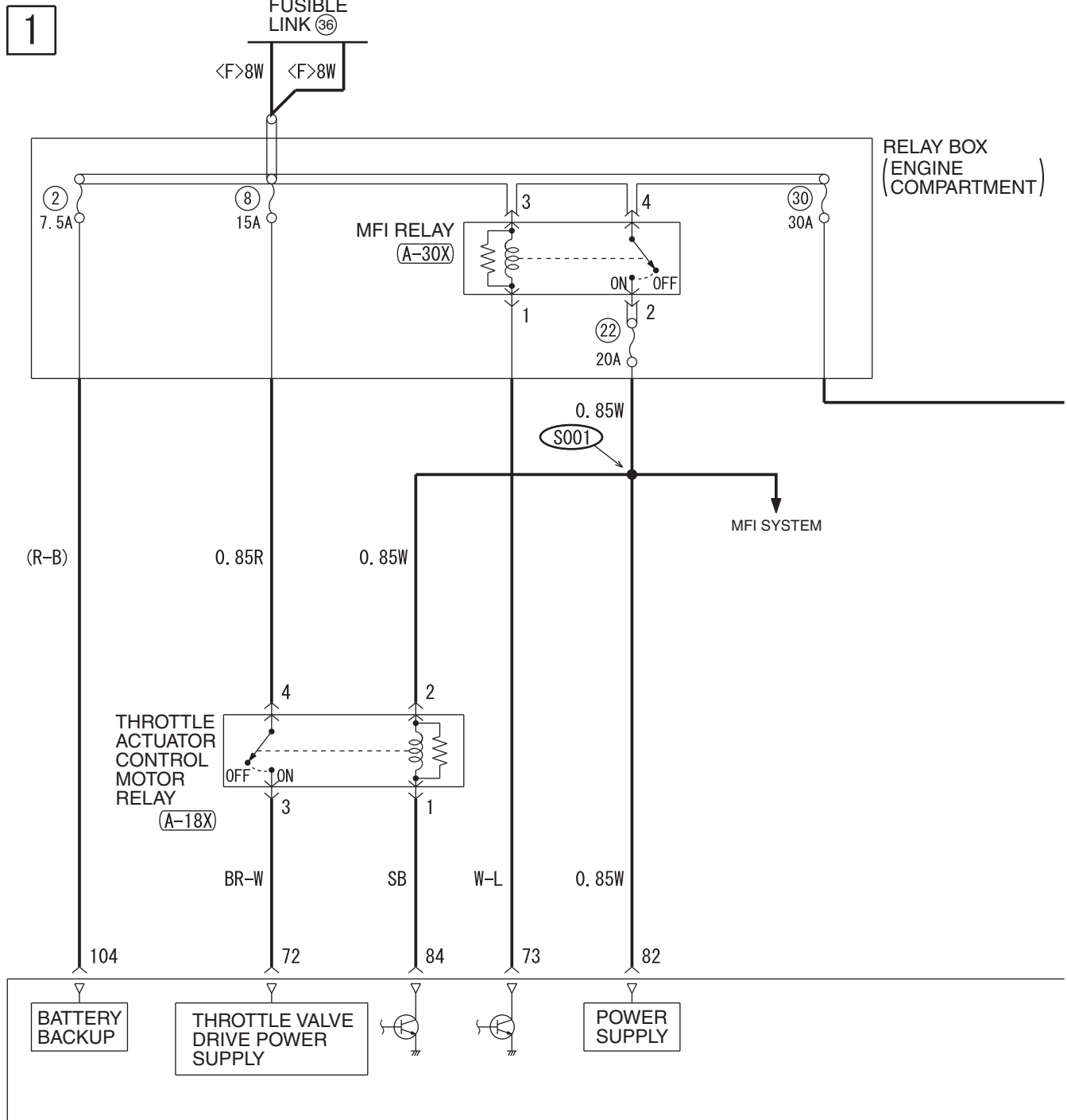
B : BLACK LG : LIGHT GREEN G : GREEN L : BLUE W : WHITE Y : YELLOW SB : SKY BLUE  
BR : BROWN O : ORANGE GR : GRAY R : RED P : PINK V : VIOLET PU : PURPLE SI : SILVER

HAH15M04DA

NOTES

## CRUISE CONTROL SYSTEM &lt;TURBO&gt;

M1901032900936



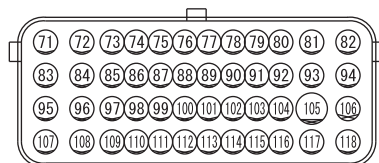
(A-18X)



(A-30X)



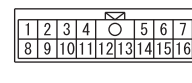
(B-109)



(C-32)



(C-304)



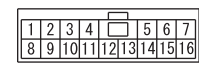
(C-307)



(C-309)



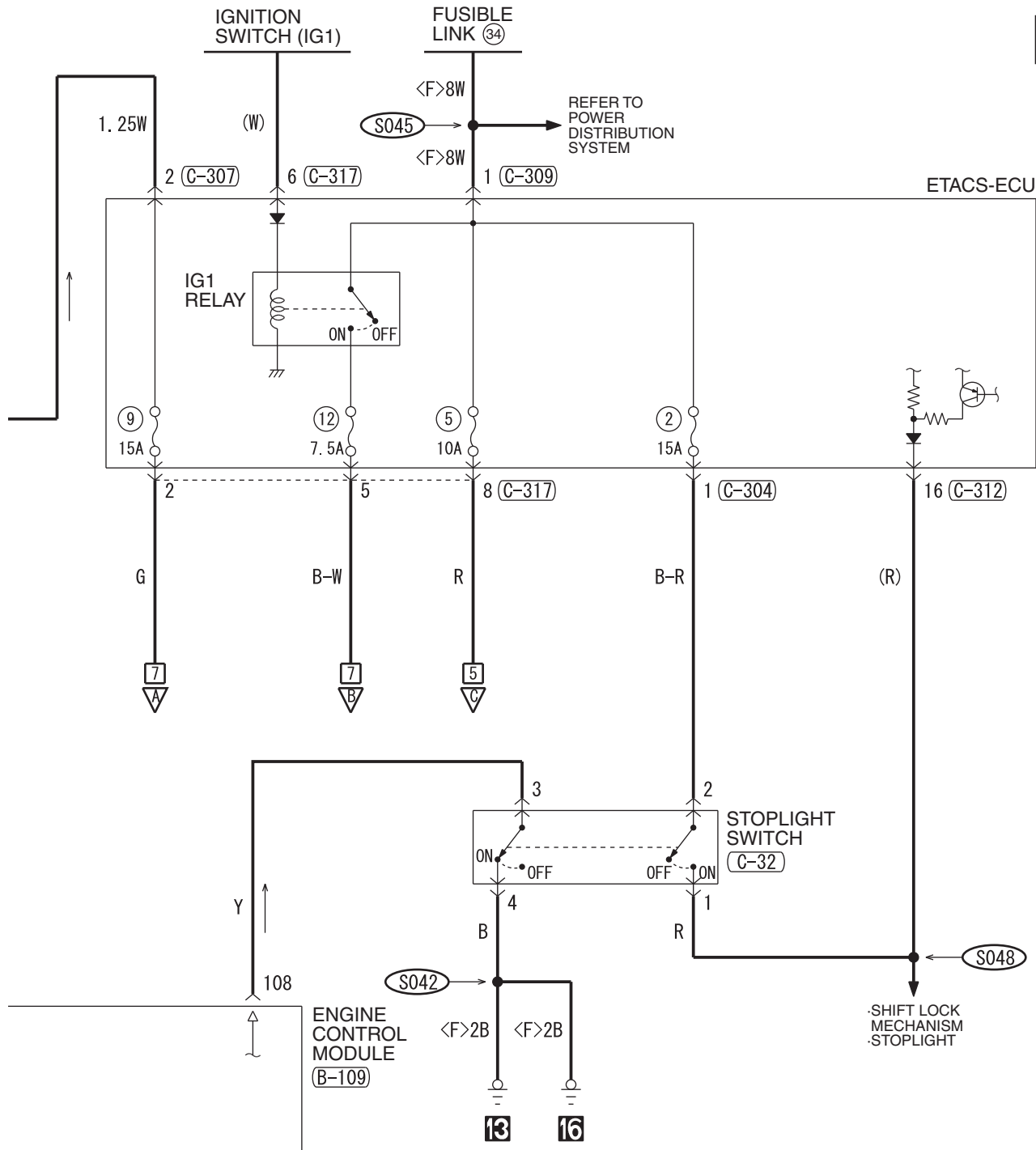
(C-312)



HAH15M05AA



**2**



(C-317)

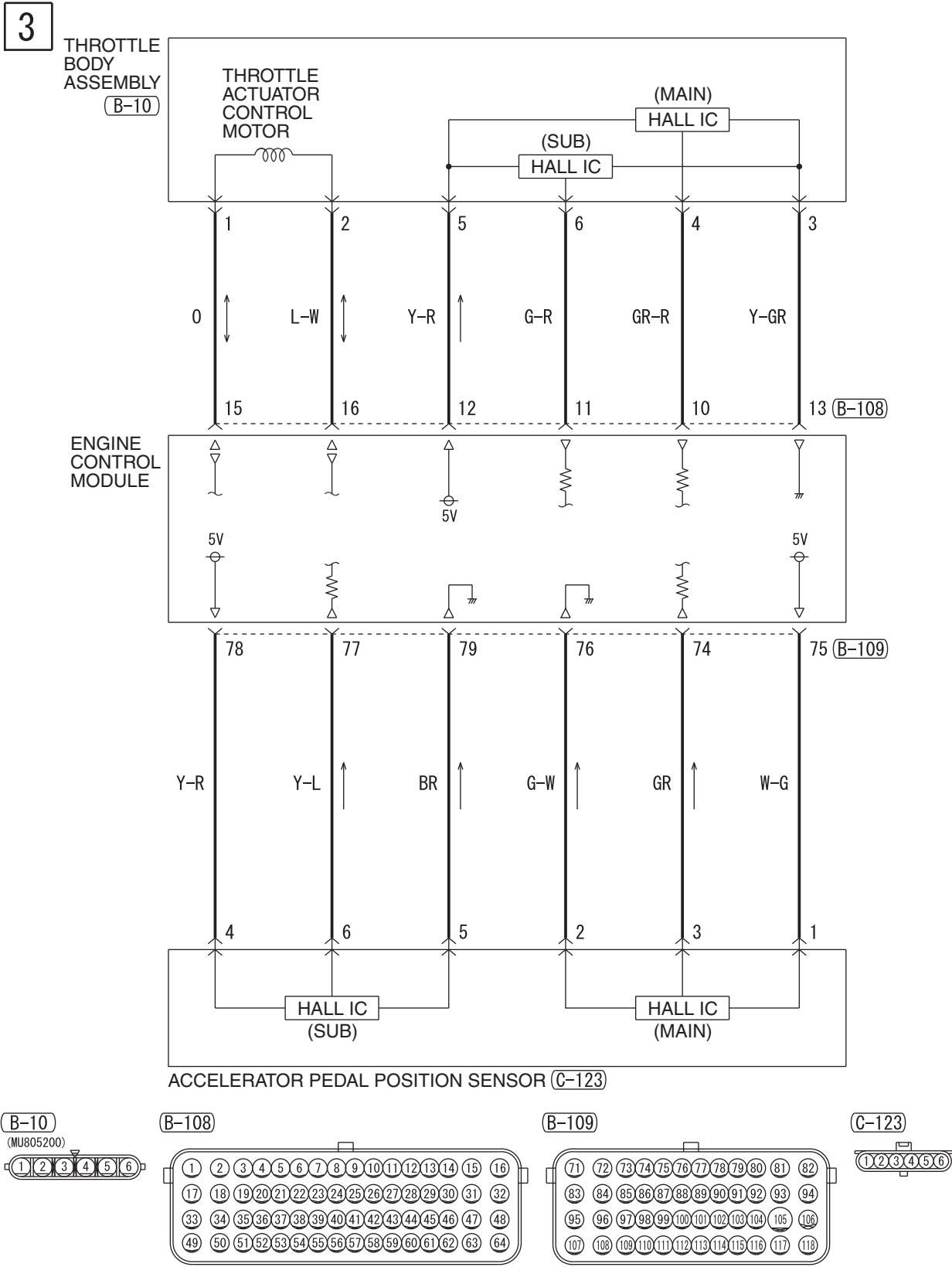
1	2	3	4	5	6	7
8	9	10	11	12	13	14
15	16	17	18	19	20	21

**WIRE COLOR CODE**

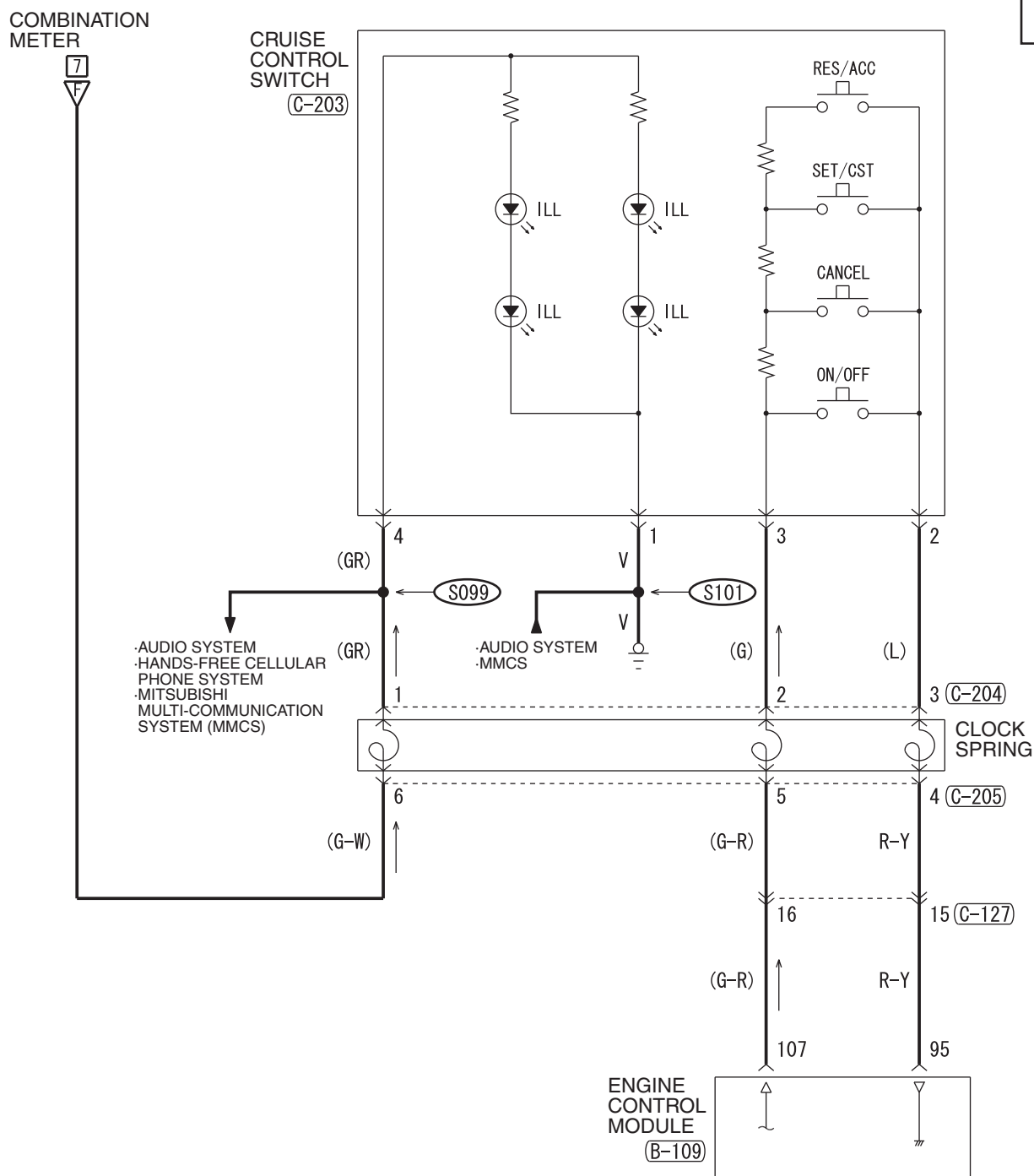
B : BLACK LG : LIGHT GREEN G : GREEN L : BLUE W : WHITE Y : YELLOW SB : SKY BLUE  
 BR : BROWN O : ORANGE GR : GRAY R : RED P : PINK V : VIOLET PU : PURPLE SI : SILVER

HAH15M05AB

CRUISE CONTROL SYSTEM <TURBO> (CONTINUED)



**4**



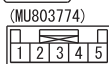
(C-127)



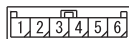
(C-203)



(C-204)



(C-205)



**WIRE COLOR CODE**

B : BLACK LG : LIGHT GREEN G : GREEN L : BLUE W : WHITE Y : YELLOW SB : SKY BLUE  
 BR : BROWN O : ORANGE GR : GRAY R : RED P : PINK V : VIOLET PU : PURPLE SI : SILVER

HAH15M05BB

**5**

ETACS-ECU (C-301)

CAN DRIVE CIRCUIT

INTERFACE CIRCUIT

ANALOG INTERFACE CIRCUIT

ETACS-ECU (FUSE ⑤)

R

<T>Y-G

<T>V

16

6

14

DATA LINK CONNECTOR (C-34)

B

P

Y-L

G

S020

<F>2B

<F>2B

5

14

JOINT CONNECTOR (CAN2) (C-05)

9

8

<T>(B)

<T>(O)

6

19

5

16

<T>(Y-G)

<T>(R-B)

21

20 (C-128)

<T>(G-W)

<T>(P)

5

16

JOINT CONNECTOR (CAN3) (C-124)

6

19

<T>(R)

<T>(LG)

12

13

ASC-ECU (A-51)

INPUT SIGNAL

- FRONT WHEEL SPEED SENSOR
- REAR WHEEL SPEED SENSOR

80

103

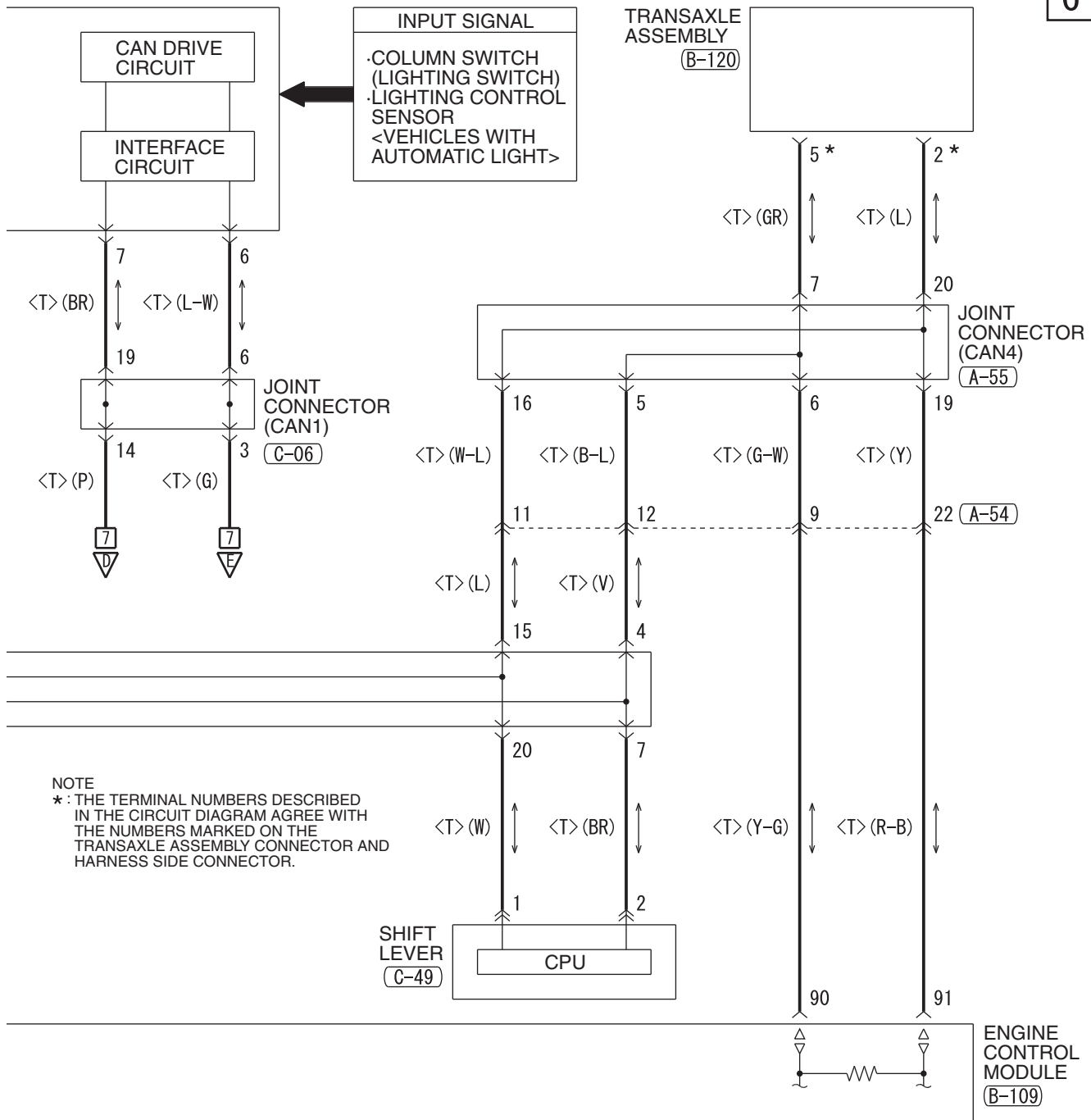
(Y-L)

(W-R)

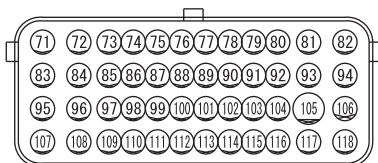
8 (C-128)



**6**



(B-109)



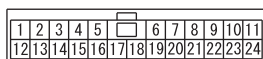
(B-120) \*



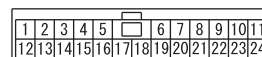
(C-05)



(C-301)

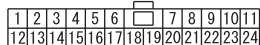
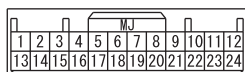


(C-06)



HAH15M05CB

7



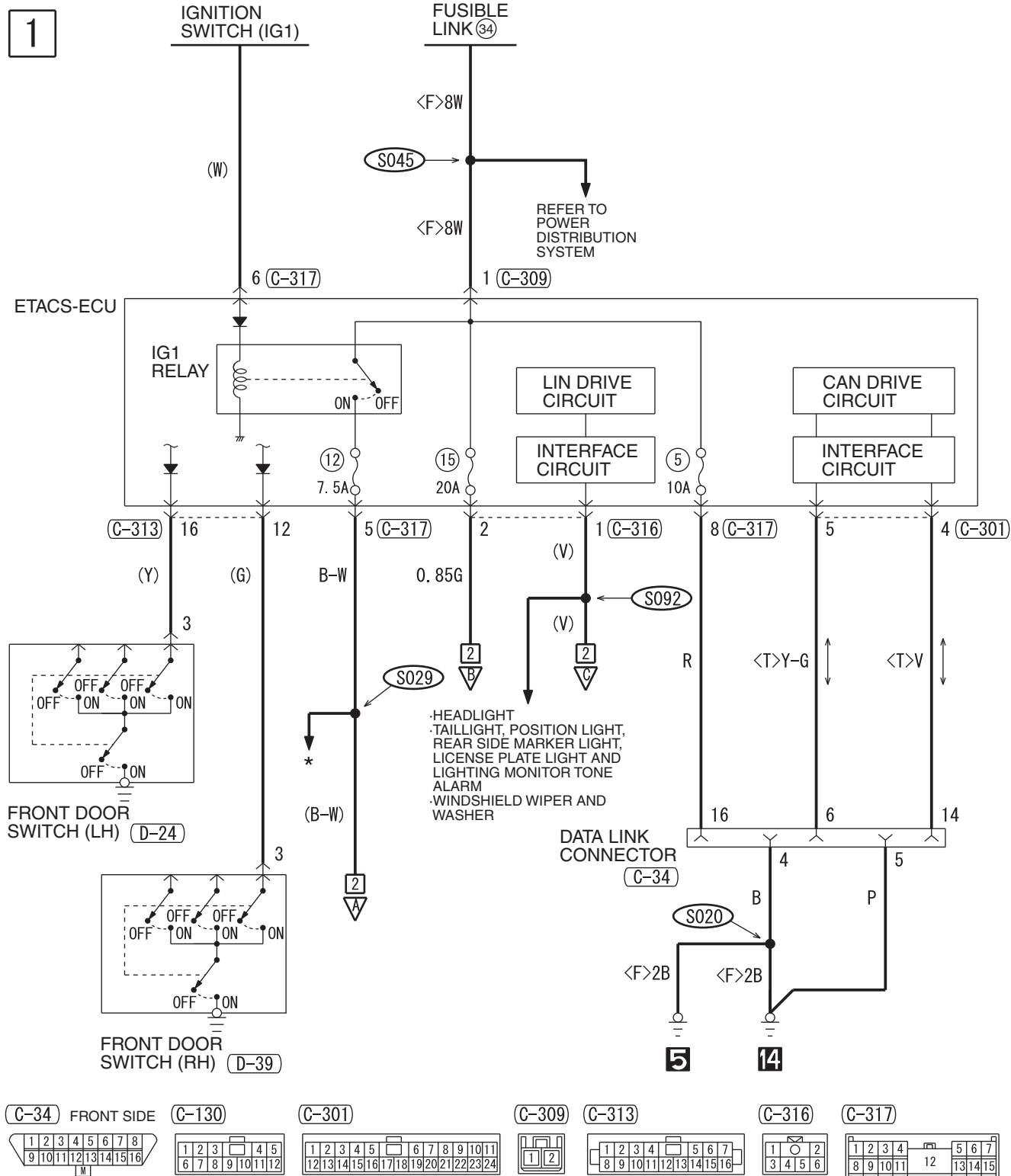
B : BLACK LG : LIGHT GREEN G : GREEN L : BLUE W : WHITE Y : YELLOW SB : SKY BLUE  
BR : BROWN O : ORANGE GR : GRAY R : RED P : PINK V : VIOLET PU : PURPLE SI : SILVER

## TSB Revision

NOTES

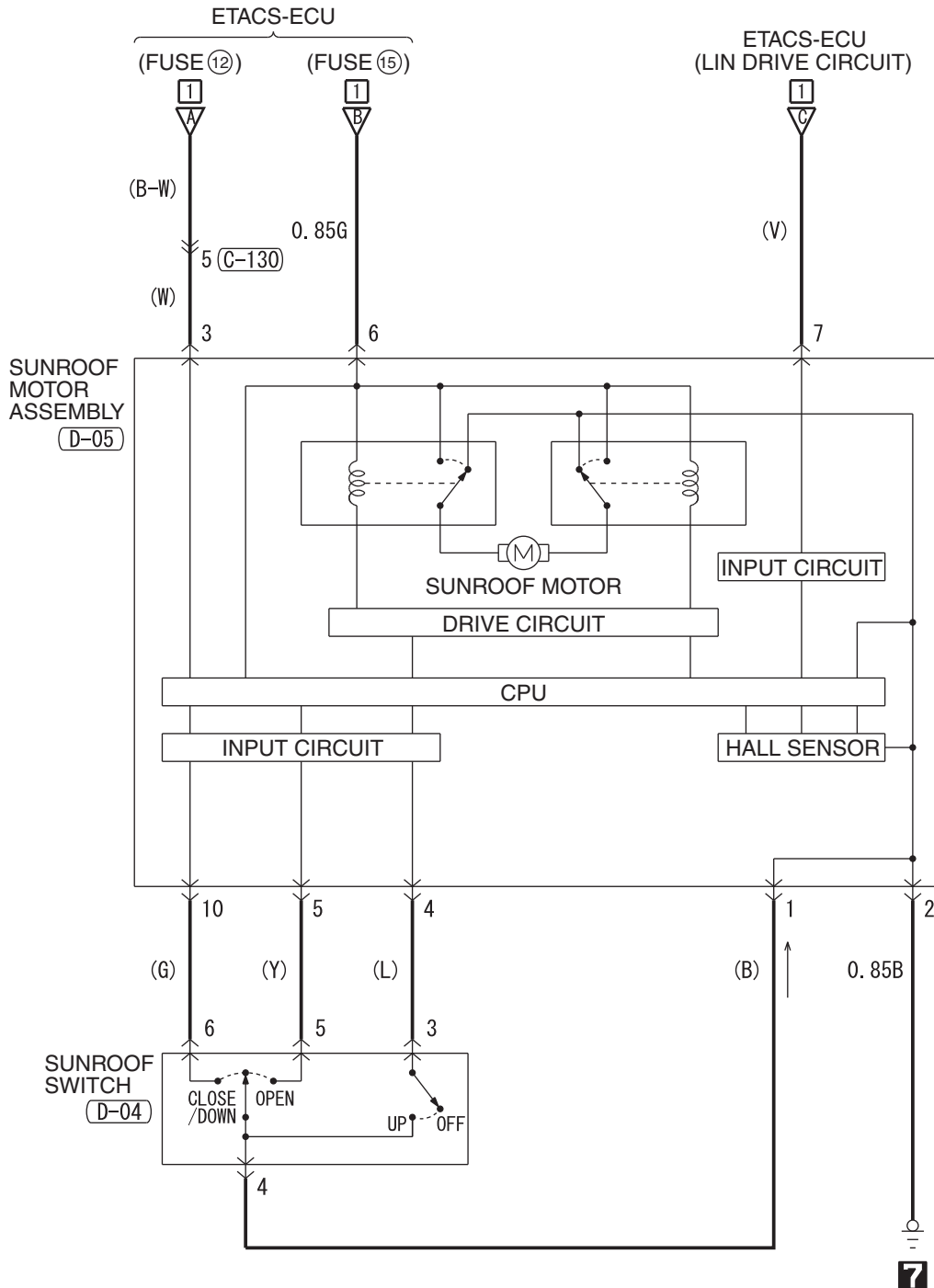
## SUNROOF

M1901009902985



HAH15M06AA



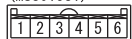


NOTE

- \* : ABS AND ASC
- ABS, ASC AND ACD
- AIR CONDITIONING SYSTEM
- BRAKE WARNING LIGHT, FUEL WARNING LIGHT AND OIL PRESSURE WARNING LIGHT
- CENTRAL DOOR LOCKING SYSTEM
- <VEHICLES WITH KEYLESS ENTRY SYSTEM>
- CHARGING SYSTEM
- COOLING SYSTEM
- CRUISE CONTROL SYSTEM
- DAYTIME RUNNING LIGHT (DRL)
- DOME LIGHT, LUGGAGE COMPARTMENT LIGHT AND IGNITION KEY HOLE ILLUMINATION LIGHT
- DOOR AJAR WARNING TONE ALARM
- FOG LIGHT
- HANDS-FREE CELLULAR PHONE SYSTEM
- HEADLIGHT
- HEADLIGHT LEVELING SYSTEM
- HEATED DOOR MIRROR
- HEATED SEAT
- HEATER
- IGNITION KEY REMINDER TONE ALARM
- <VEHICLES WITH KOS>
- IMMOBILIZER SYSTEM
- INVECS-III CVT
- KEYLESS OPERATING SYSTEM (KOS)
- METER AND GAUGE
- MFI SYSTEM
- REAR WINDOW DEFOGGER
- SEAT BELT WARNING TONE ALARM
- SHIFT LOCK MECHANISM
- SUPPLEMENTAL RESTRAINT SYSTEM (SRS)
- TAILLIGHT, POSITION LIGHT, REAR SIDE MARKER LIGHT, LICENSE PLATE LIGHT AND LIGHTING MONITOR TONE ALARM
- TC-SST
- THEFT-ALARM SYSTEM
- TIRE PRESSURE MONITORING SYSTEM (TPMS)
- TRUNK LID OPENER
- TURN-SIGNAL LIGHT AND HAZARD WARNING LIGHT
- WINDSHIELD WIPER AND WASHER

D-04

(MU801581)



D-05

(MU801536)



D-24

(MU801536)



D-39

(MU801536)



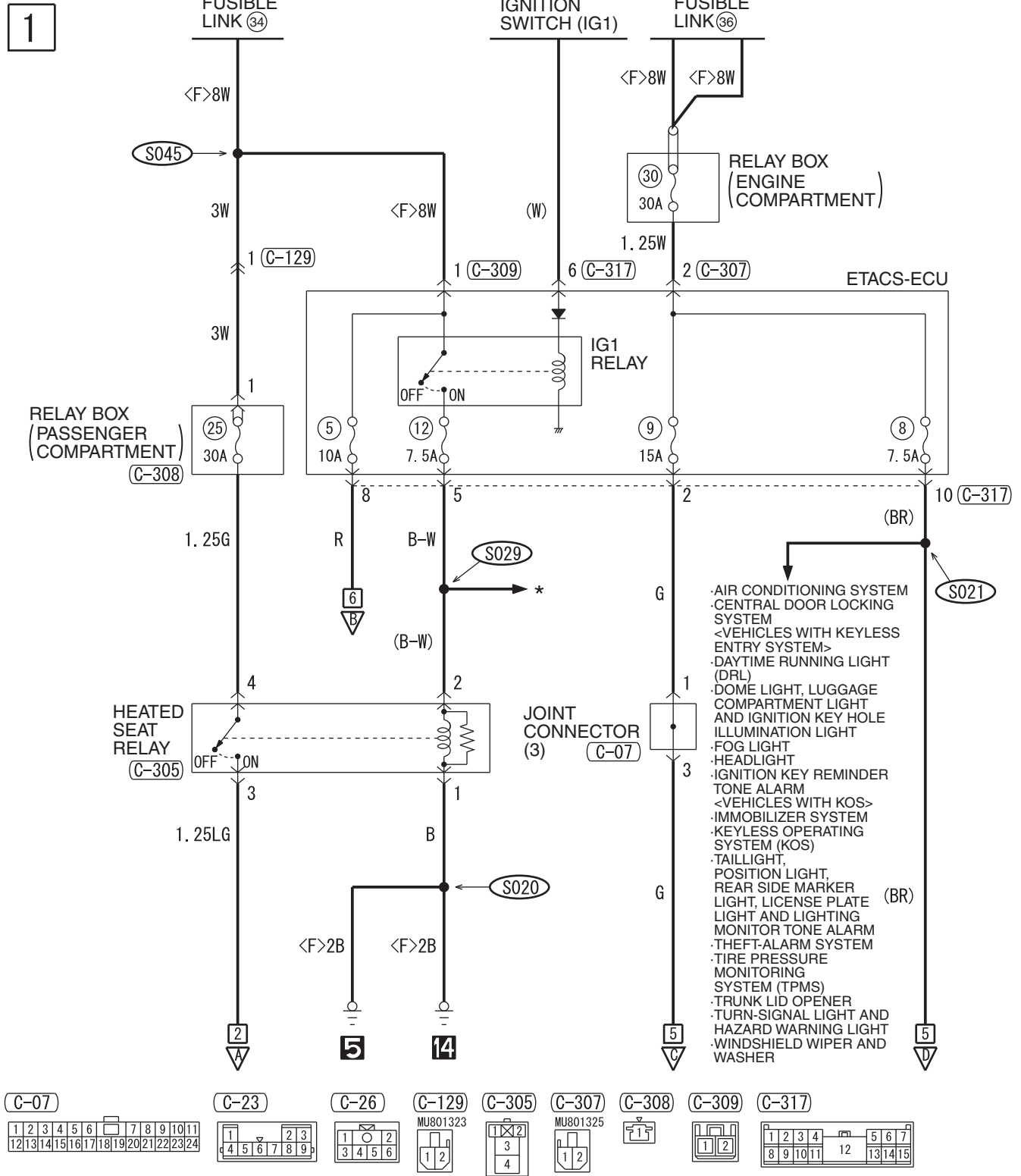
WIRE COLOR CODE

B : BLACK LG : LIGHT GREEN G : GREEN L : BLUE W : WHITE Y : YELLOW SB : SKY BLUE  
BR : BROWN O : ORANGE GR : GRAY R : RED P : PINK V : VIOLET PU : PURPLE SI : SILVER

HAH15M06AB

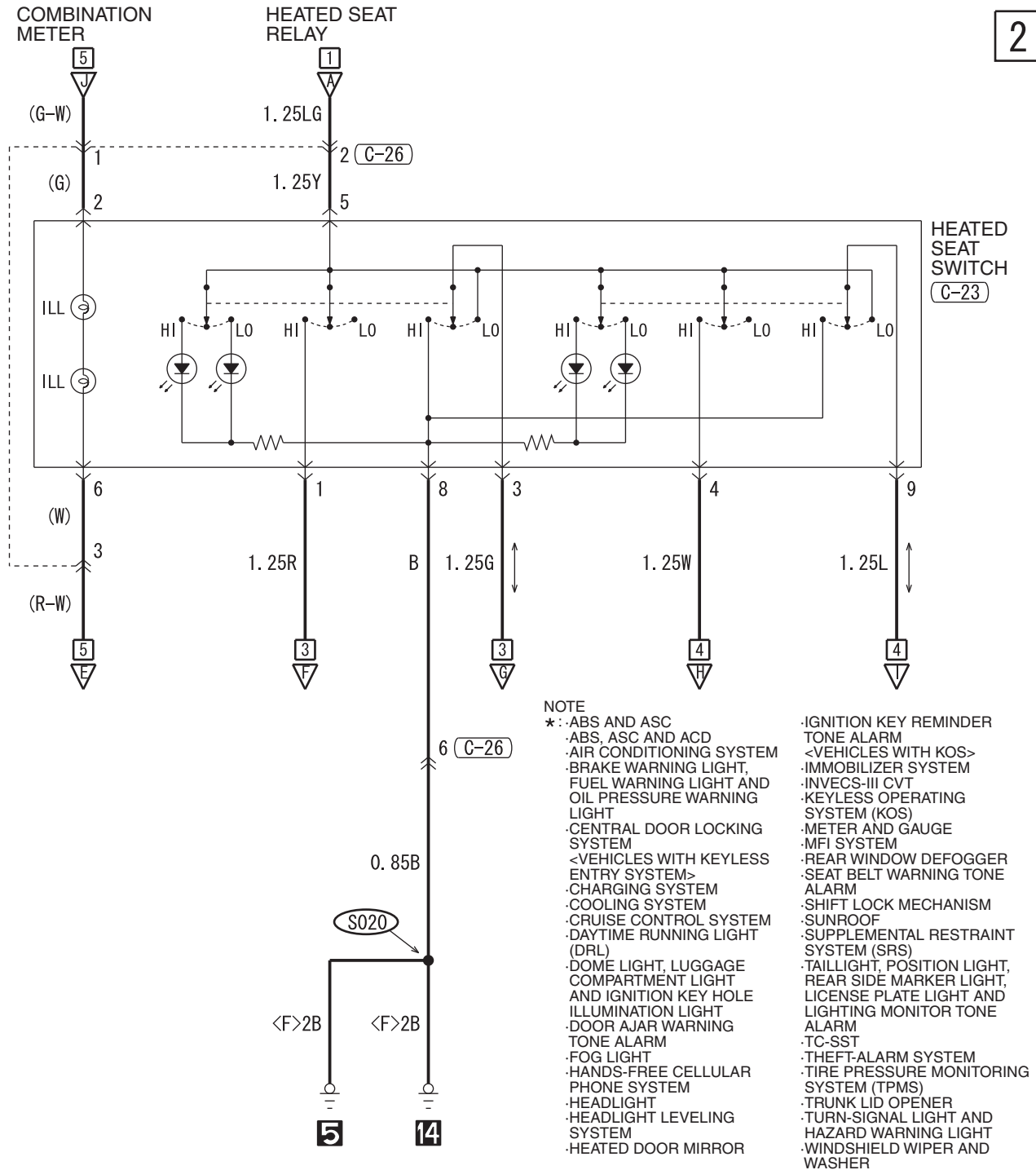
## HEATED SEAT

M1901010702101

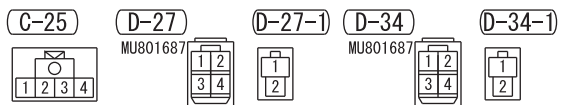


HAH15M07AA

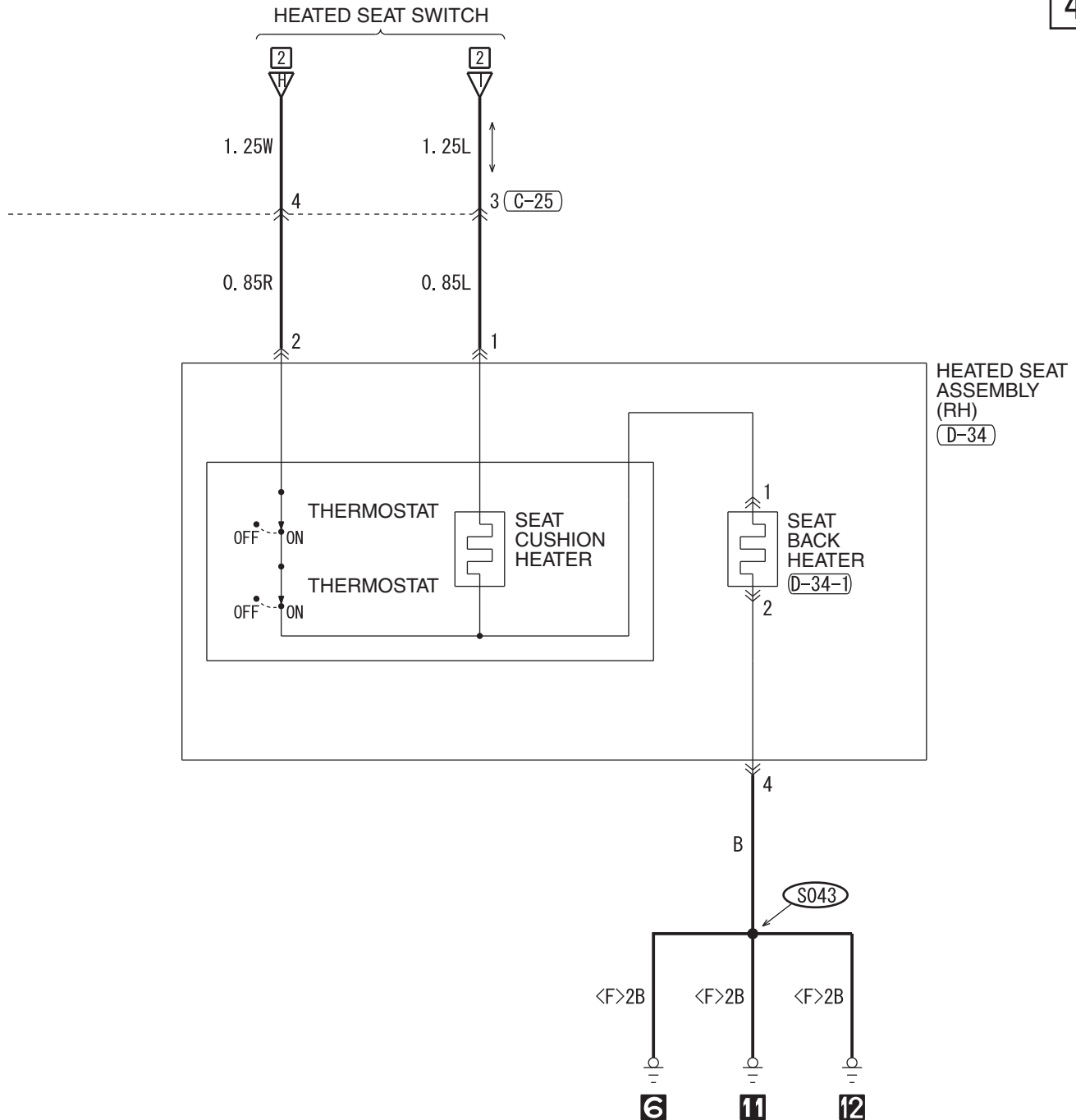
**2**



## 3



4



WIRE COLOR CODE

B : BLACK LG : LIGHT GREEN G : GREEN L : BLUE W : WHITE Y : YELLOW SB : SKY BLUE  
BR : BROWN O : ORANGE GR : GRAY R : RED P : PINK V : VIOLET PU : PURPLE SI : SILVER

HAH15M07BB

## 5

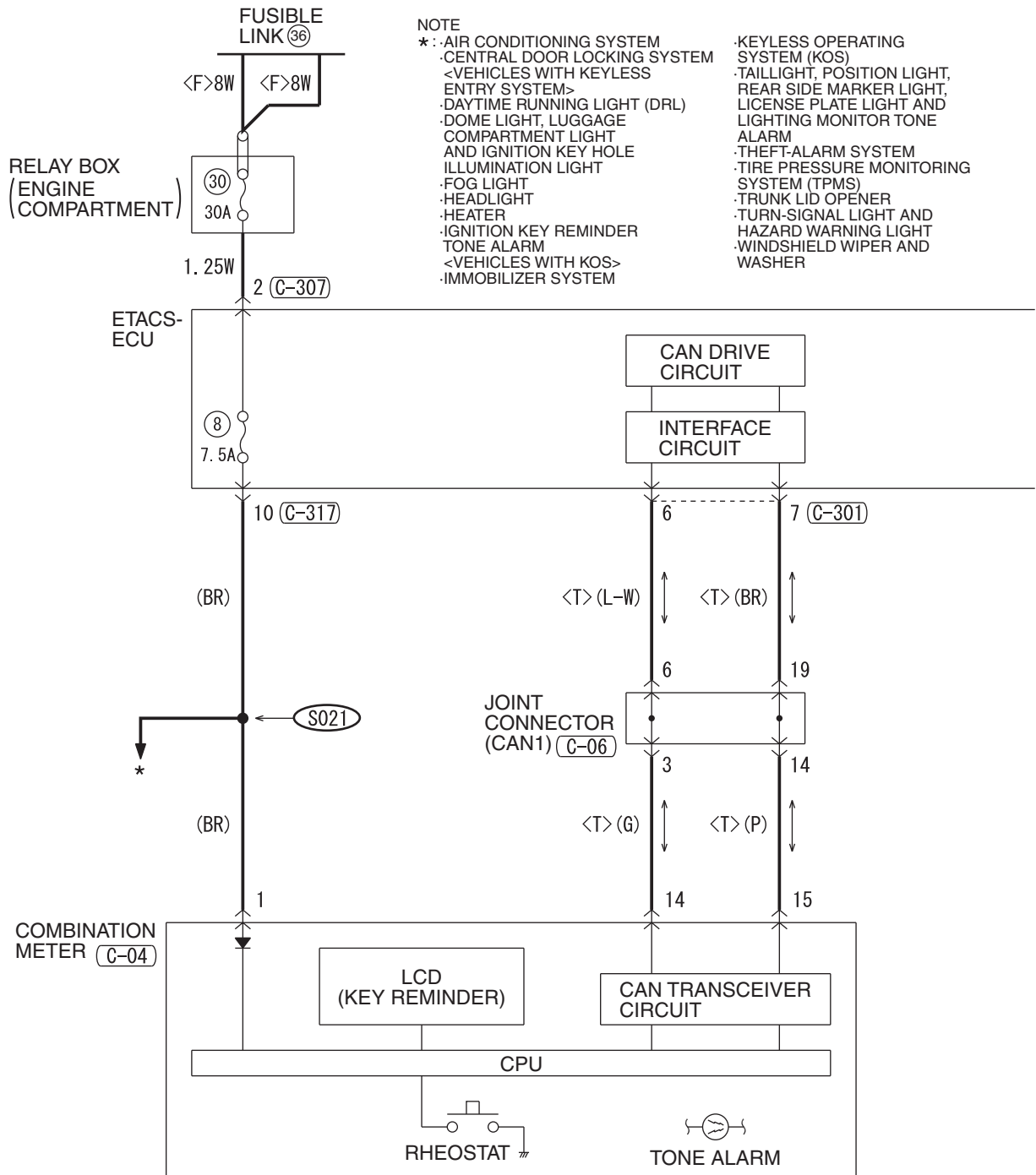




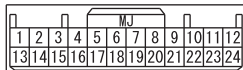
# IGNITION KEY REMINDER TONE ALARM <VEHICLES WITHOUT KOS>

M1901011302269

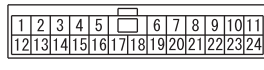
1



(C-04)



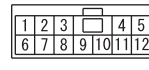
(C-06)



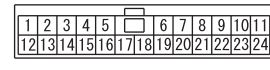
(C-34) FRONT SIDE



(C-213)



(C-301)



(C-307)

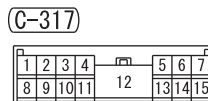
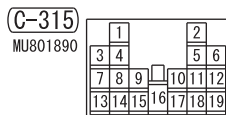
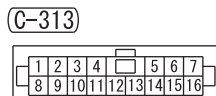
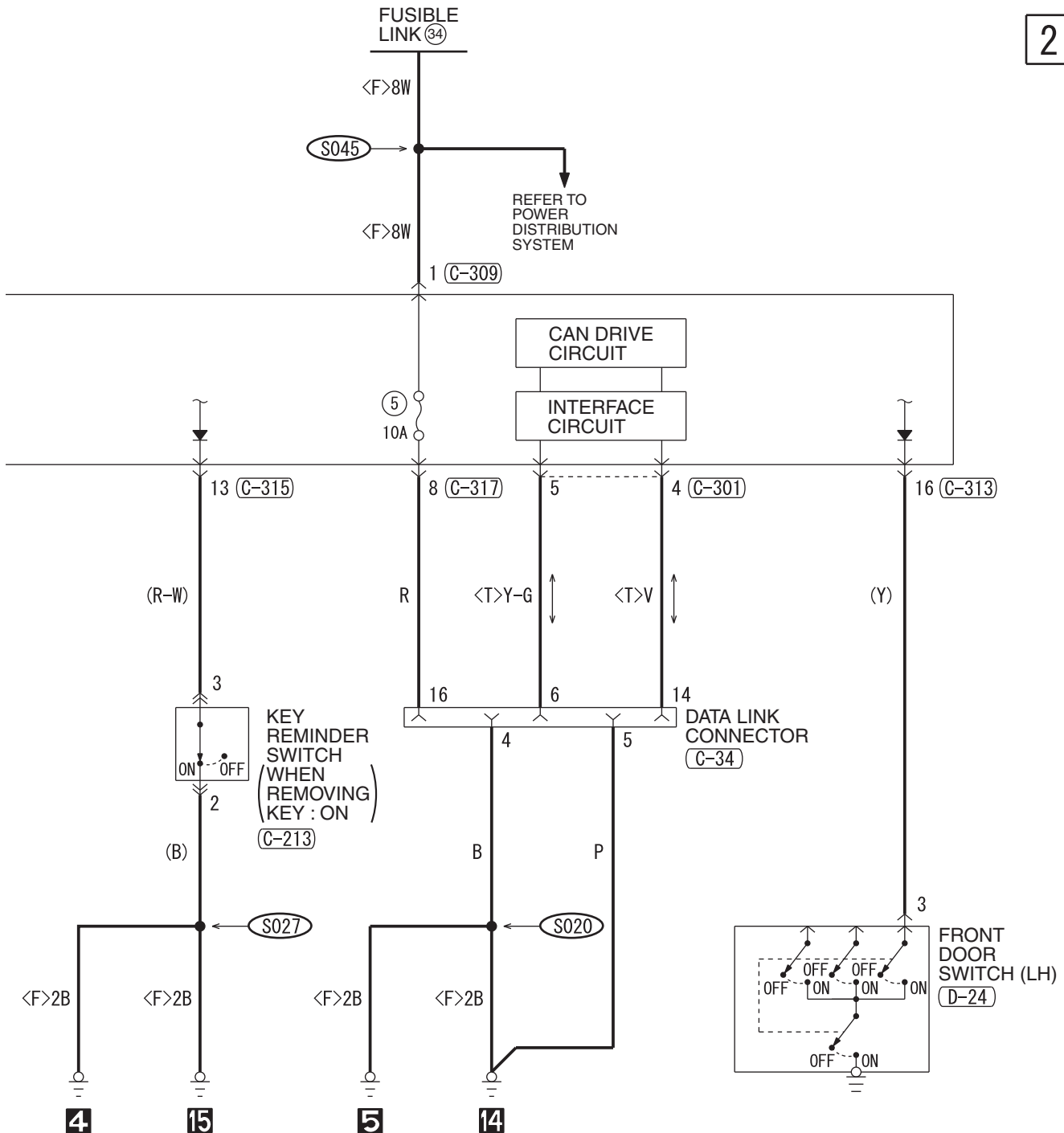


MU801325

HAH15M08AA



**2**



**WIRE COLOR CODE**

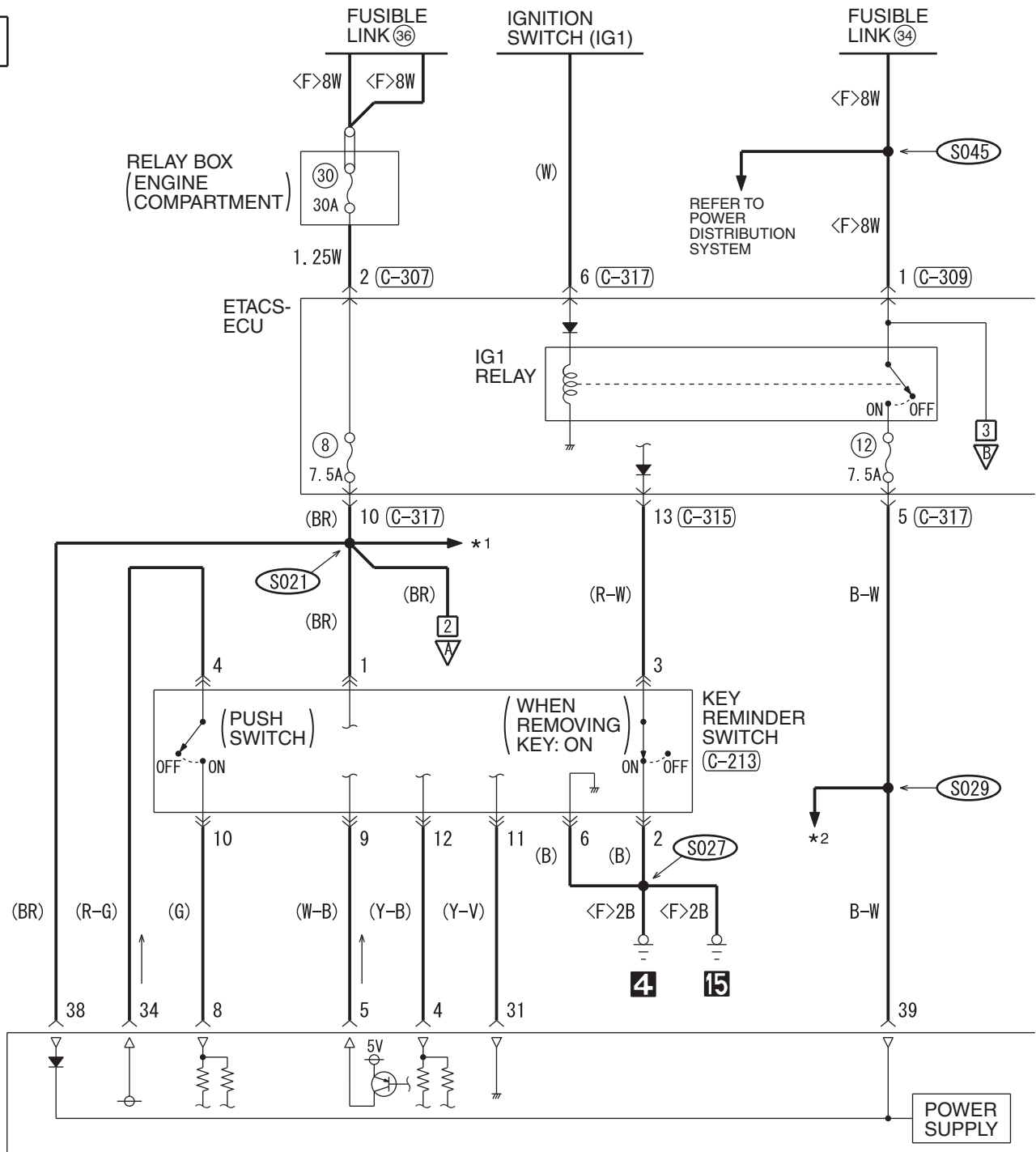
B : BLACK LG : LIGHT GREEN G : GREEN L : BLUE W : WHITE Y : YELLOW SB : SKY BLUE  
 BR : BROWN O : ORANGE GR : GRAY R : RED P : PINK V : VIOLET PU : PURPLE SI : SILVER

HAH15M08AB

IGNITION KEY REMINDER TONE ALARM  
<VEHICLES WITH KOS>

M1901011302270

1



C-04

1	2	3	4	5	6	7	8	9	10	11	12
13	14	15	16	17	18	19	20	21	22	23	24

C-06

1	2	3	4	5	6	7	8	9	10	11
12	13	14	15	16	17	18	19	20	21	22
23	24	25	26	27	28	29	30	31	32	33
34	35	36	37	38	39	40				

C-31

1	2	3	4	5	6	7	8	9	10	11	12	13	14	15	16	17	18	19	20
21	22	23	24	25	26	27	28	29	30	31	32	33	34	35	36	37	38	39	40

C-213

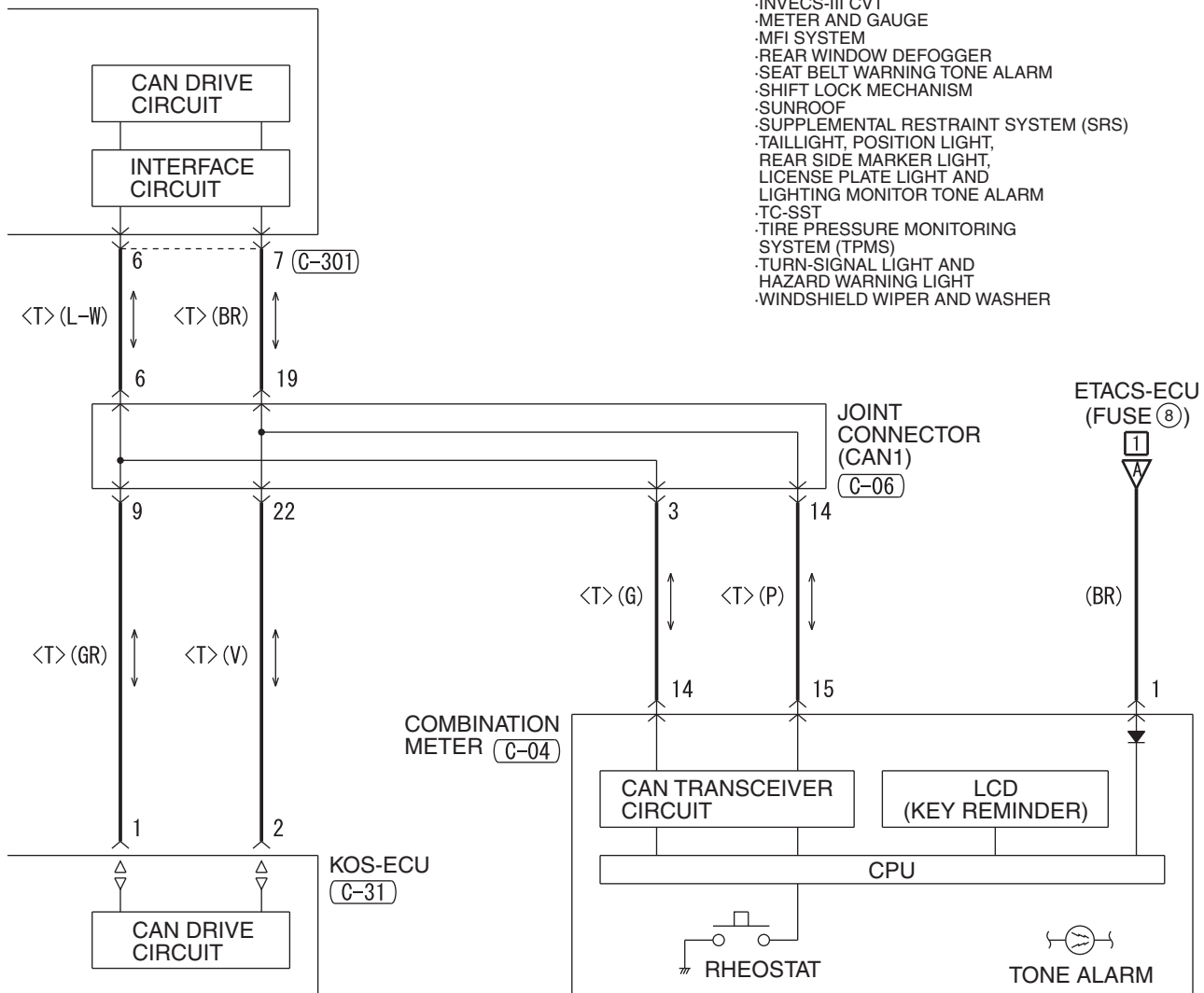
1	2	3	4	5
6	7	8	9	10
11	12			

HAH15M09AA

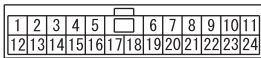
**NOTE**

★1: ·AIR CONDITIONING SYSTEM  
 ·DAYTIME RUNNING LIGHT (DRL)  
 ·FOG LIGHT  
 ·HEADLIGHT  
 ·TAILLIGHT, POSITION LIGHT,  
 REAR SIDE MARKER LIGHT,  
 LICENSE PLATE LIGHT AND  
 LIGHTING MONITOR TONE ALARM  
 ·TURN-SIGNAL LIGHT AND  
 HAZARD WARNING LIGHT  
 ·WINDSHIELD WIPER AND WASHER

★2: ·ABS AND ASC  
 ·ABS, ASC AND ACD  
 ·AIR CONDITIONING SYSTEM  
 ·BRAKE WARNING LIGHT,  
 FUEL WARNING LIGHT AND  
 OIL PRESSURE WARNING LIGHT  
 ·CHARGING SYSTEM  
 ·COOLING SYSTEM  
 ·CRUISE CONTROL SYSTEM  
 ·DAYTIME RUNNING LIGHT (DRL)  
 ·DOOR AJAR WARNING TONE ALARM  
 ·FOG LIGHT  
 ·HANDS-FREE CELLULAR PHONE SYSTEM  
 ·HEADLIGHT  
 ·HEADLIGHT LEVELING SYSTEM  
 ·HEATED DOOR MIRROR  
 ·HEATED SEAT  
 ·HEATER  
 ·INVECS-III CVT  
 ·METER AND GAUGE  
 ·MFI SYSTEM  
 ·REAR WINDOW DEFOGGER  
 ·SEAT BELT WARNING TONE ALARM  
 ·SHIFT LOCK MECHANISM  
 ·SUNROOF  
 ·SUPPLEMENTAL RESTRAINT SYSTEM (SRS)  
 ·TAILLIGHT, POSITION LIGHT,  
 REAR SIDE MARKER LIGHT,  
 LICENSE PLATE LIGHT AND  
 LIGHTING MONITOR TONE ALARM  
 ·TC-SST  
 ·TIRE PRESSURE MONITORING  
 SYSTEM (TPMS)  
 ·TURN-SIGNAL LIGHT AND  
 HAZARD WARNING LIGHT  
 ·WINDSHIELD WIPER AND WASHER



(C-301)



(C-307)



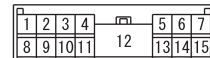
(C-309)



(C-315)



(C-317)



**WIRE COLOR CODE**

B : BLACK LG : LIGHT GREEN G : GREEN L : BLUE W : WHITE Y : YELLOW SB : SKY BLUE  
 BR : BROWN O : ORANGE GR : GRAY R : RED P : PINK V : VIOLET PU : PURPLE SI : SILVER

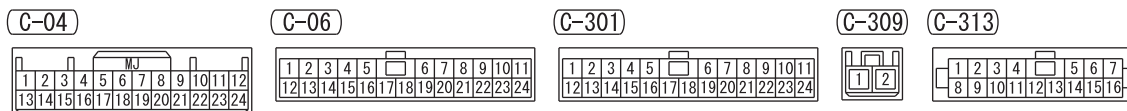
HAH15M09AB

## 3



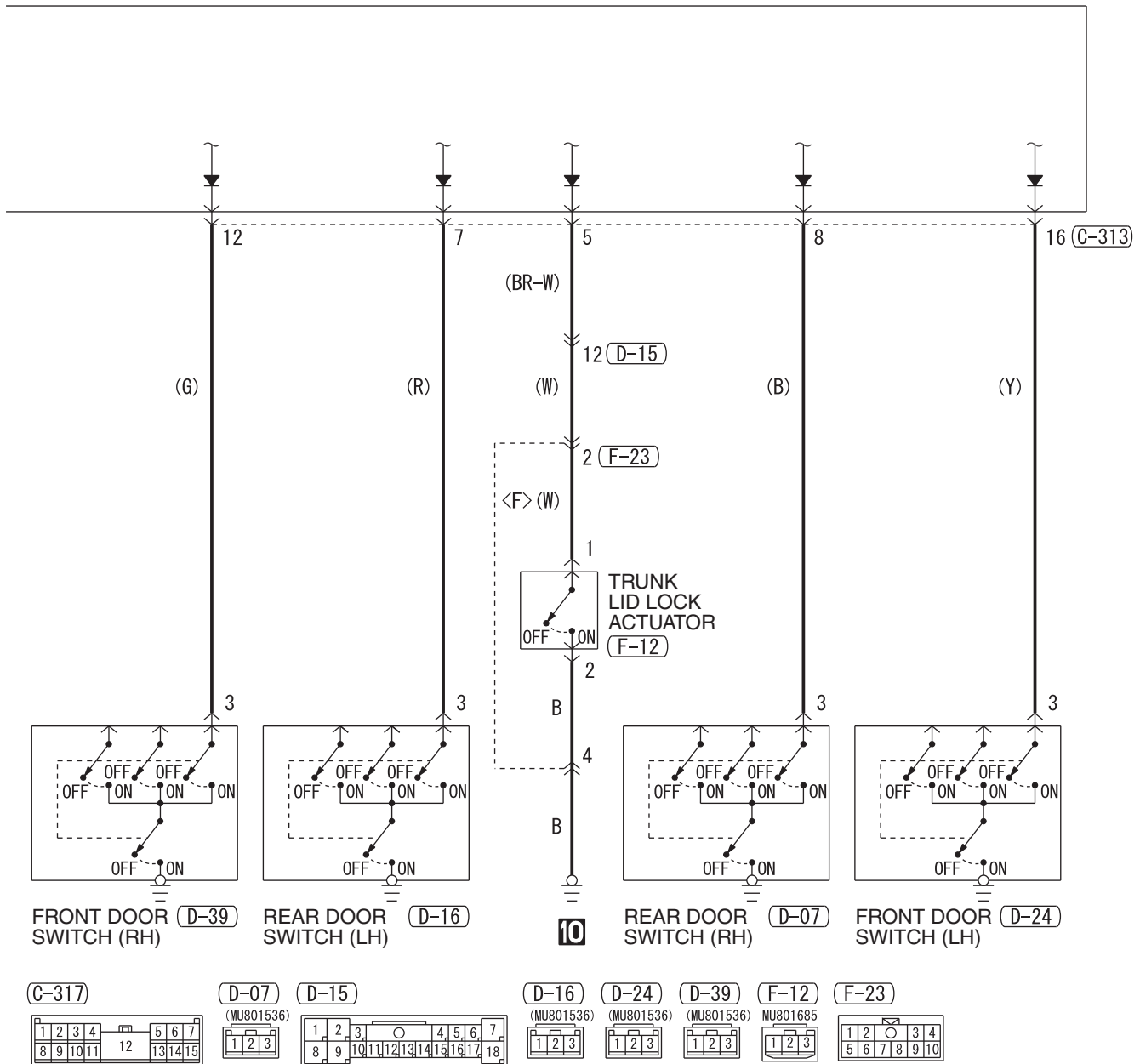
NOTES

## M1901016602975



**NOTE**

- |   |  |   |
|---|--|---|
| <p>*: ABS AND ASC<br/>         .ABS, ASC AND ACD<br/>         .AIR CONDITIONING SYSTEM<br/>         .CENTRAL DOOR LOCKING SYSTEM<br/>         &lt;VEHICLES WITH KEYLESS ENTRY SYSTEM&gt;<br/>         .DAYTIME RUNNING LIGHT (DRL)<br/>         .DOME LIGHT, LUGGAGE COMPARTMENT LIGHT AND IGNITION KEY HOLE ILLUMINATION LIGHT<br/>         .FOG LIGHT<br/>         .HEADLIGHT</p> | <p>.HEATED DOOR MIRROR<br/>         .HEATED SEAT<br/>         .HEATER<br/>         .IGNITION KEY REMINDER TONE ALARM<br/>         &lt;VEHICLES WITH KOS&gt;<br/>         .IMMOBILIZER SYSTEM<br/>         .KEYLESS OPERATING SYSTEM (KOS)<br/>         .REAR WINDOW DEFOGGER<br/>         .SEAT BELT WARNING TONE ALARM<br/>         .SHIFT LOCK MECHANISM<br/>         .SUNROOF<br/>         .SUPPLEMENTAL RESTRAINT SYSTEM (SRS)</p> | <p>.TAILLIGHT, POSITION LIGHT, REAR SIDE MARKER LIGHT, LICENSE PLATE LIGHT AND LIGHTING MONITOR TONE ALARM<br/>         .TC-SST<br/>         .THEFT-ALARM SYSTEM<br/>         .TIRE PRESSURE MONITORING SYSTEM (TPMS)<br/>         .TRUNK LID OPENER<br/>         .TURN-SIGNAL LIGHT AND HAZARD WARNING LIGHT<br/>         .WINDSHIELD WIPER AND WASHER</p> |
|---|--|---|



**3**

**ETACS-ECU**

**CAN DRIVE CIRCUIT**

**ANALOG INTERFACE CIRCUIT**

**INTERFACE CIRCUIT**

**FUSIBLE LINK** (34)

**5** 10A

**8** (C-317)

**4** **5** (C-301)

**8** (C-317)

**<T> (0)**

**<T> (B)**

**19**

**6**

**JOINT CONNECTOR (CAN2)** (C-05)

**16**

**5**

**<T> (R-B)**

**<T> (Y-G)**

**20**

**21** (C-128)

**<T> (Y) \*1**

**<T> (P) \*2**

**<T> (G-W)**

**16**

**5**

**JOINT CONNECTOR (CAN3)** (C-124)

**19**

**6**

**<T> (R-B) \*1**

**<T> (LG) \*2**

**<T> (Y-G) \*1**

**<T> (R) \*2**

**13**

**12**

**ASC-ECU** (A-51)

**INPUT SIGNAL**

**FRONT WHEEL SPEED SENSOR**

**REAR WHEEL SPEED SENSOR**

**NOTE**

**\*1: NON-TURBO**

**\*2: TURBO**

**<T>V**

**<T>Y-G**

**R**

**14** **6** **16**

**DATA LINK CONNECTOR** (C-34)

**5** **4**

**P** **B**

**S020**

**<F>2B** **<F>2B**

**14** **5**



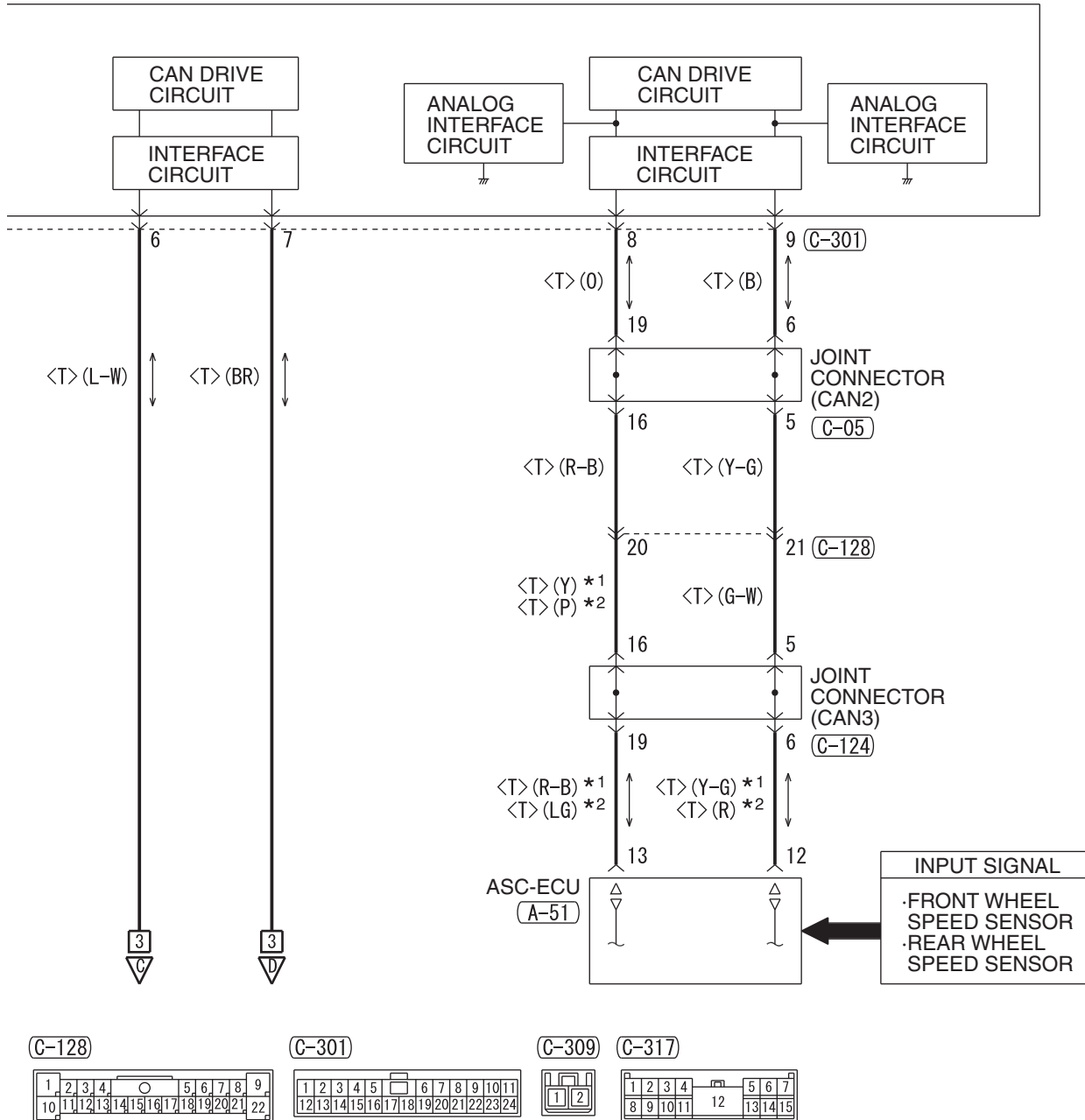


NOTES

## M1901011202091

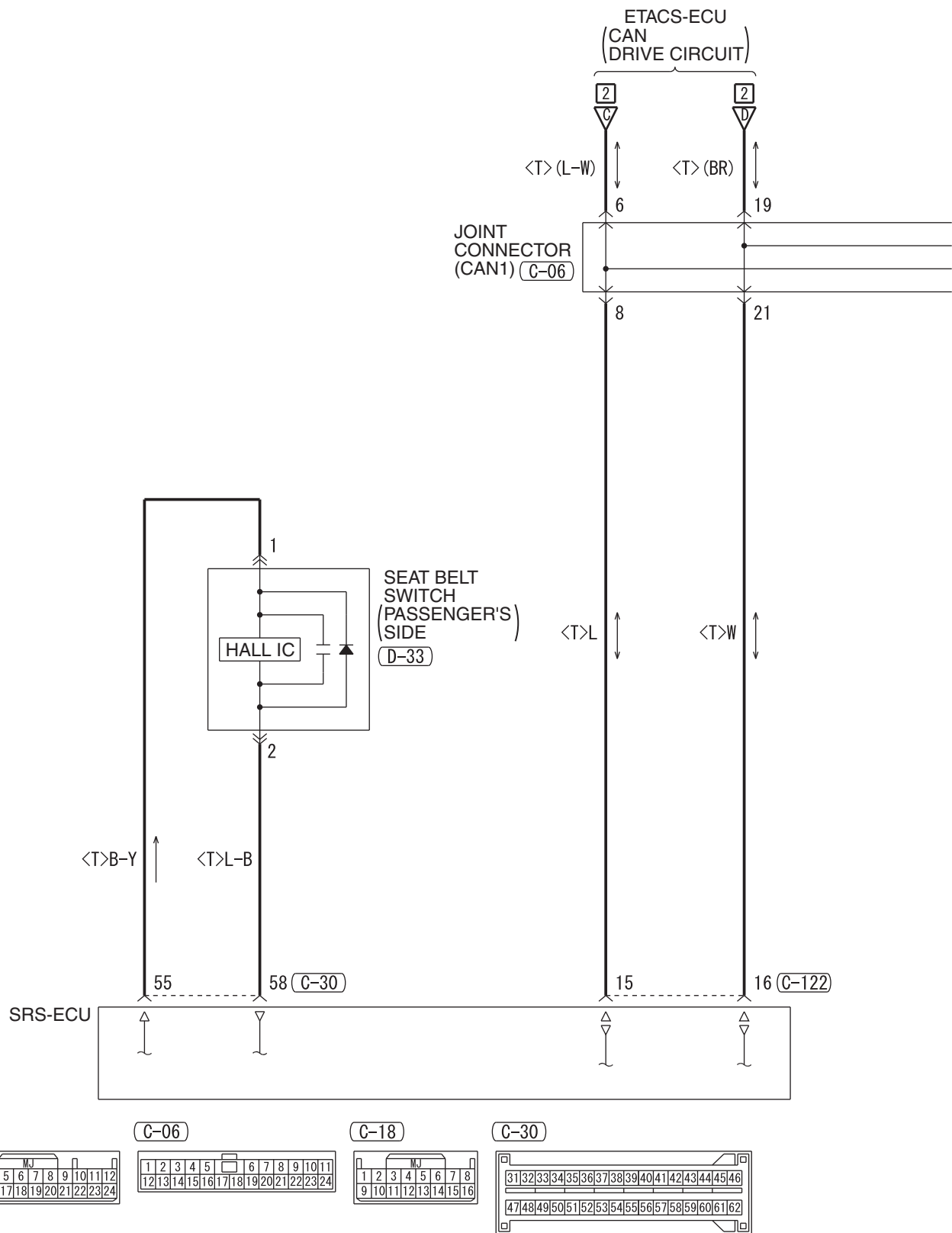


- \*3 : -ABS AND ASC  
 -ABS, ASC AND ACD  
 -AIR CONDITIONING SYSTEM  
 -CENTRAL DOOR LOCKING SYSTEM  
 -VEHICLES WITH KEYLESS ENTRY SYSTEM  
 -DAYTIME RUNNING LIGHT (DRL)  
 -DOME LIGHT, LUGGAGE COMPARTMENT LIGHT AND IGNITION KEY HOLE ILLUMINATION LIGHT  
 -FOG LIGHT
- HEADLIGHT  
 -HEATED DOOR MIRROR  
 -HEATED SEAT  
 -HEATER  
 -IGNITION KEY REMINDER TONE ALARM  
 -VEHICLES WITH KOS  
 -IMMOBILIZER SYSTEM  
 -INVECS-III CVT  
 -KEYLESS OPERATING SYSTEM (KOS)  
 -REAR WINDOW DEFOGGER  
 -SHIFT LOCK MECHANISM  
 -SUNROOF
- TAILLIGHT, POSITION LIGHT, REAR SIDE MARKER LIGHT, LICENSE PLATE LIGHT AND LIGHTING MONITOR TONE ALARM  
 -TC-SST  
 -THEFT-ALARM SYSTEM  
 -TIRE PRESSURE MONITORING SYSTEM (TPMS)  
 -TRUNK LID OPENER  
 -TURN-SIGNAL LIGHT AND HAZARD WARNING LIGHT  
 -WINDSHIELD WIPER AND WASHER

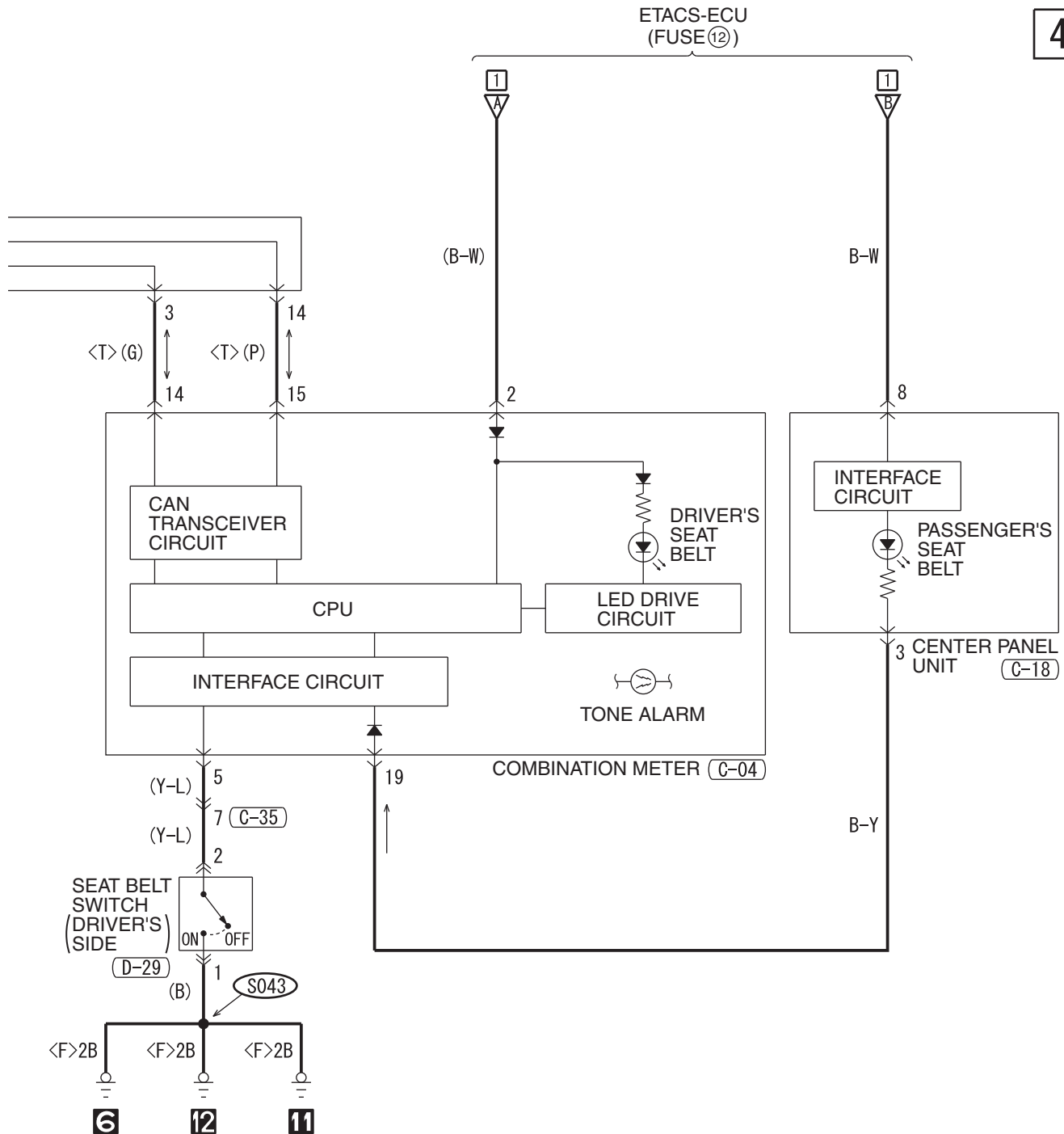


SEAT BELT WARNING TONE ALARM (CONTINUED)

3



**4**



(C-35)

1	2	3	4	5		6	7	8	9	10	11	
12	13	14	15	16	17	18	19	20	21	22	23	24

(C-122)

1	2	3	4	5	6	7	8	9	10	11	12
13	14	15	16	17	18	19	20	21	22	23	24

(D-29)

1	2	3	4
---	---	---	---

(D-33)

1	2
---	---

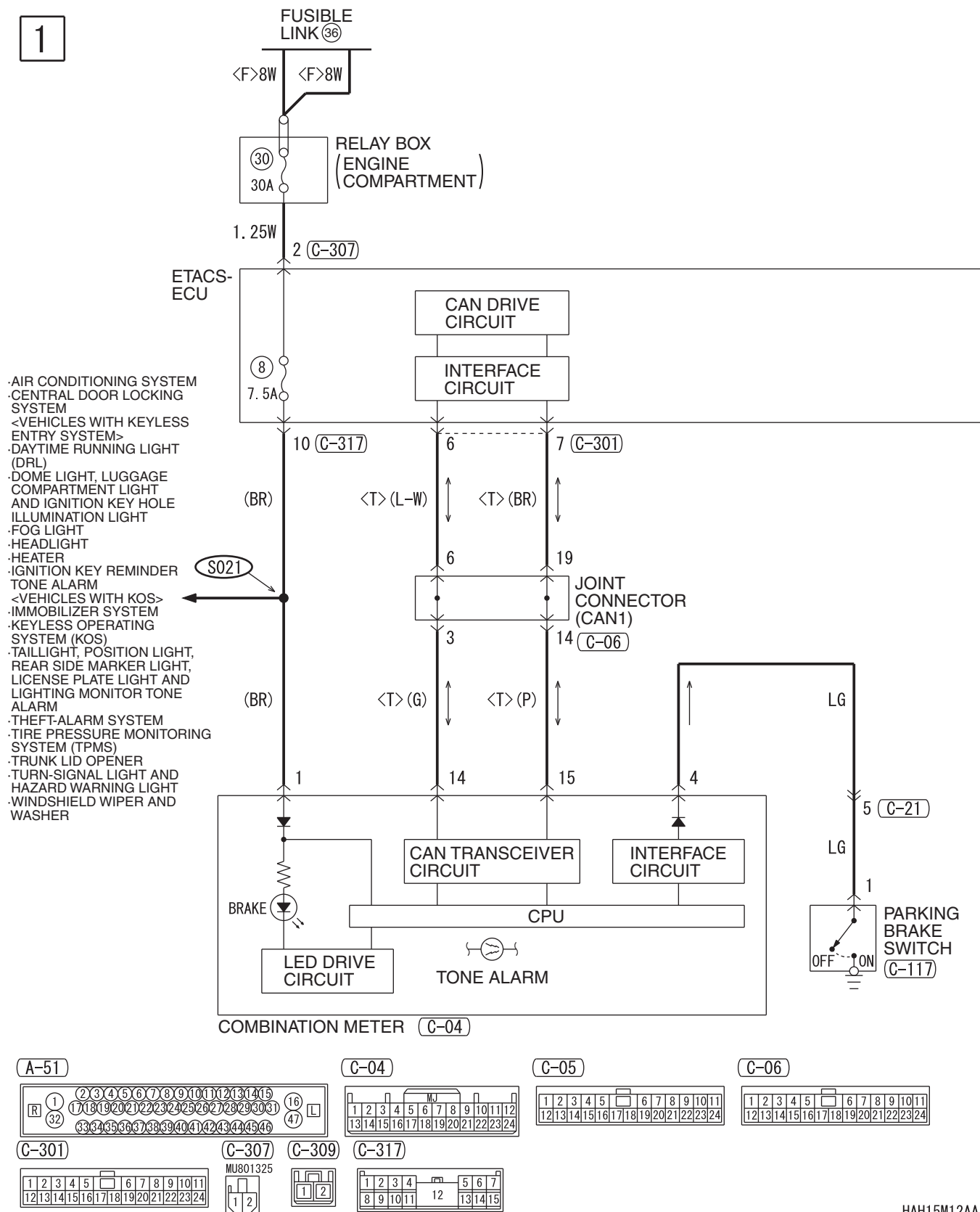
**WIRE COLOR CODE**

B : BLACK   LG : LIGHT GREEN   G : GREEN   L : BLUE   W : WHITE   Y : YELLOW   SB : SKY BLUE  
BR : BROWN   O : ORANGE   GR : GRAY   R : RED   P : PINK   V : VIOLET   PU : PURPLE   SI : SILVER

HAH15M11BB

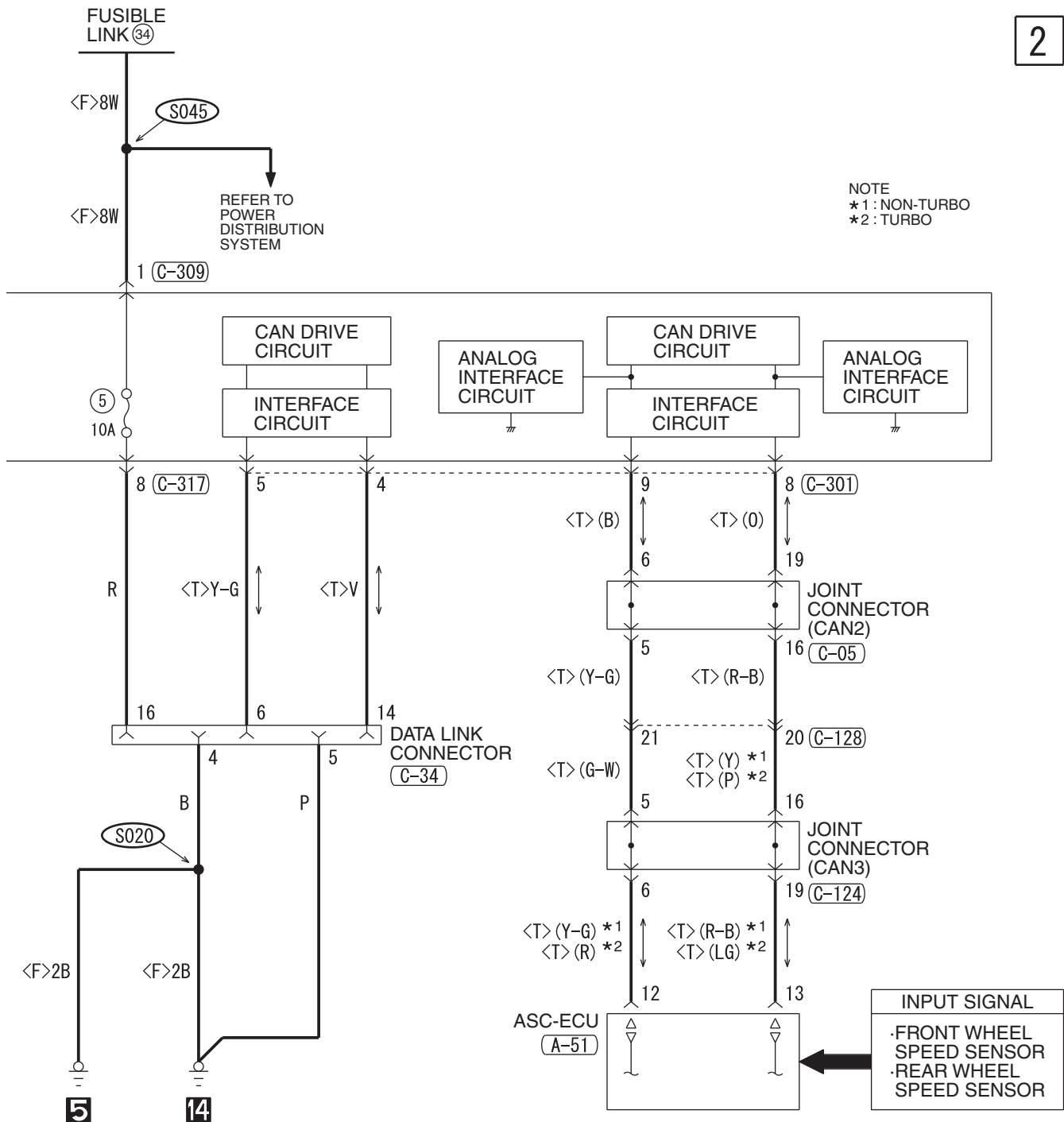
## PARKING BRAKE REMINDER TONE ALARM

M1901033500704

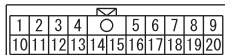


HAH15M12AA

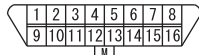
**2**



**(C-21)**



**(C-34) FRONT SIDE**



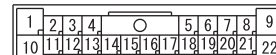
**(C-117)**



**(C-124)**



**(C-128)**



**WIRE COLOR CODE**

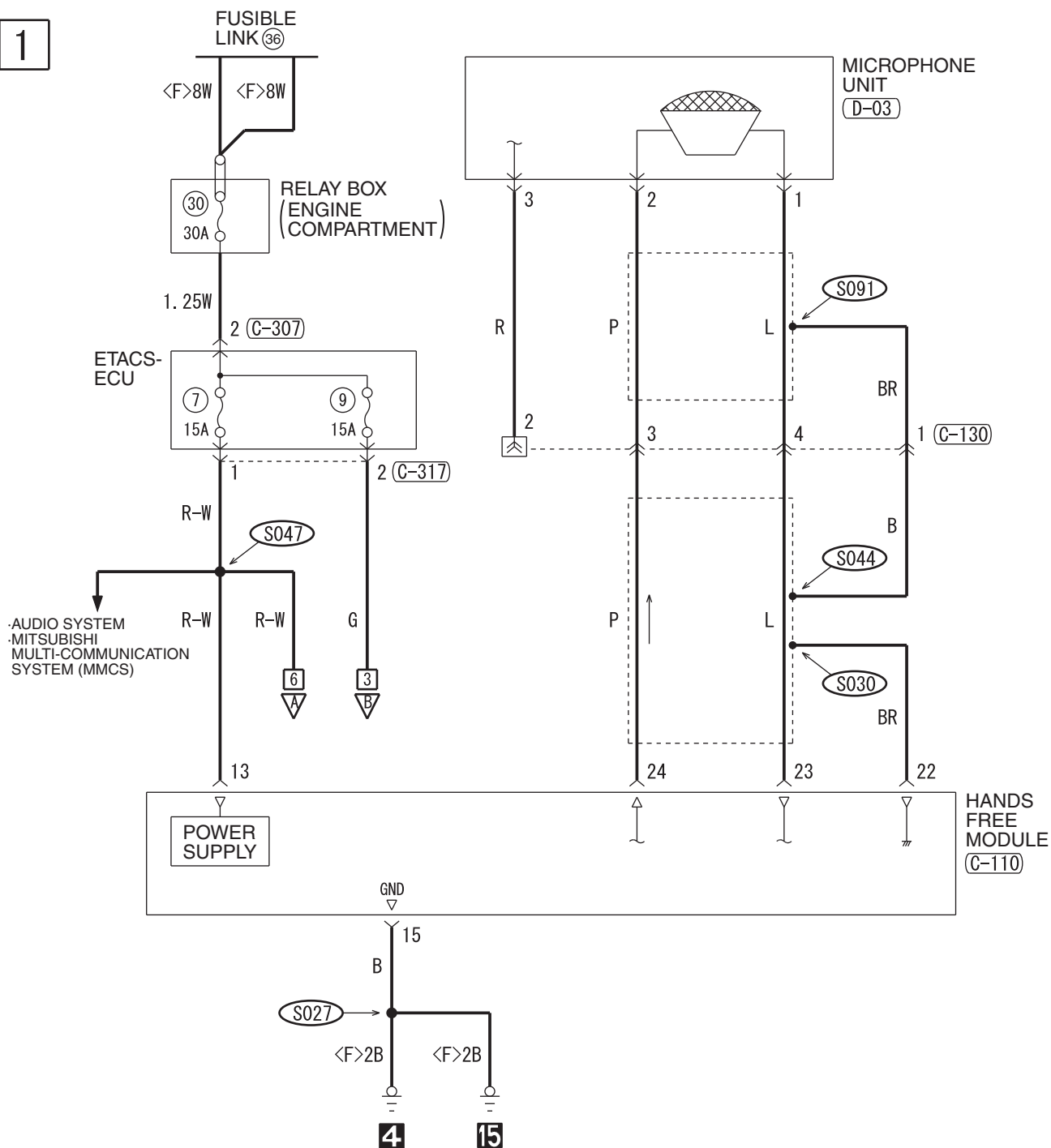
B : BLACK LG : LIGHT GREEN G : GREEN L : BLUE W : WHITE Y : YELLOW SB : SKY BLUE  
 BR : BROWN O : ORANGE GR : GRAY R : RED P : PINK V : VIOLET PU : PURPLE SI : SILVER

HAH15M12AB

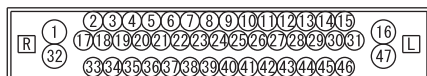
## HANDS-FREE CELLULAR PHONE SYSTEM

M1901033200770

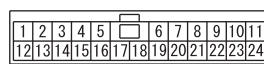
1



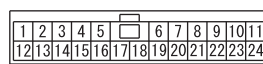
A-51



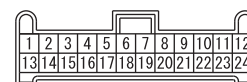
C-05



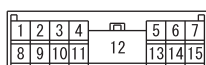
C-06



C-110



C-317



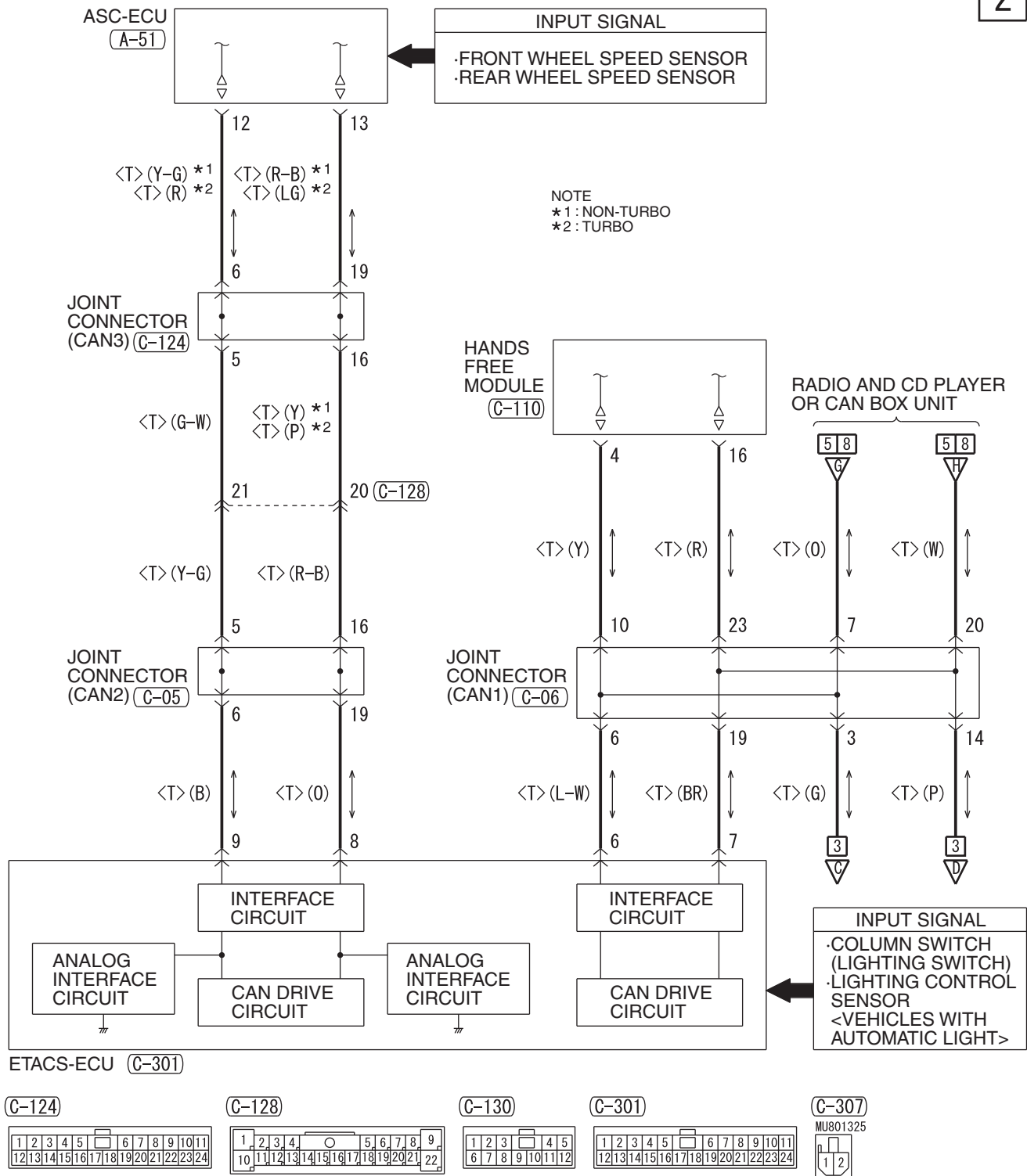
D-03



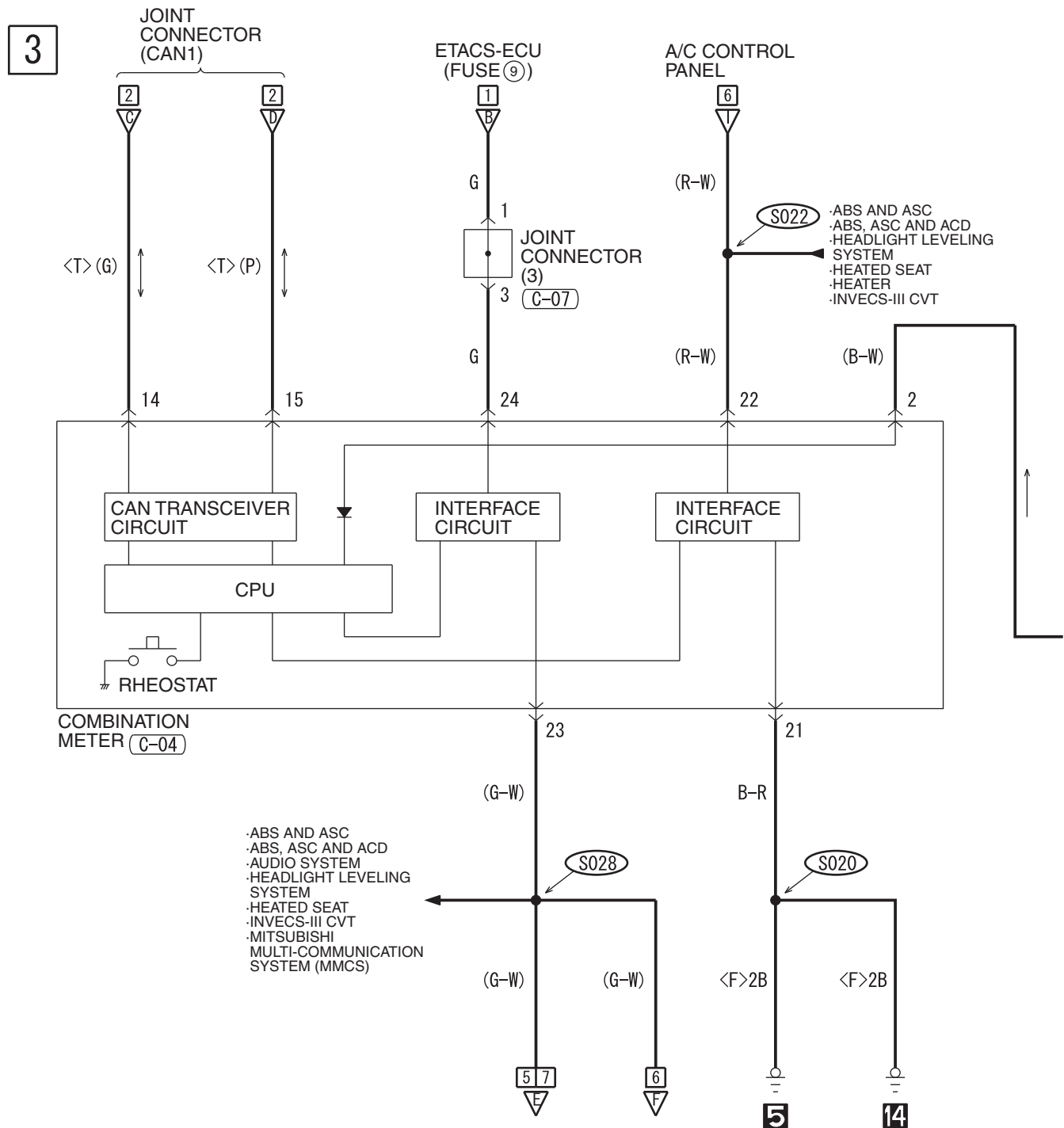
HAH15M13AA



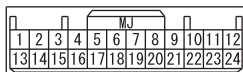
**2**



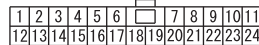
## HANDS-FREE CELLULAR PHONE SYSTEM (CONTINUED)



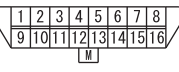
(C-04)



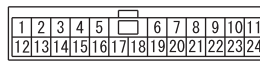
(C-07)



(C-34) FRONT SIDE



(C-301)



(C-309)

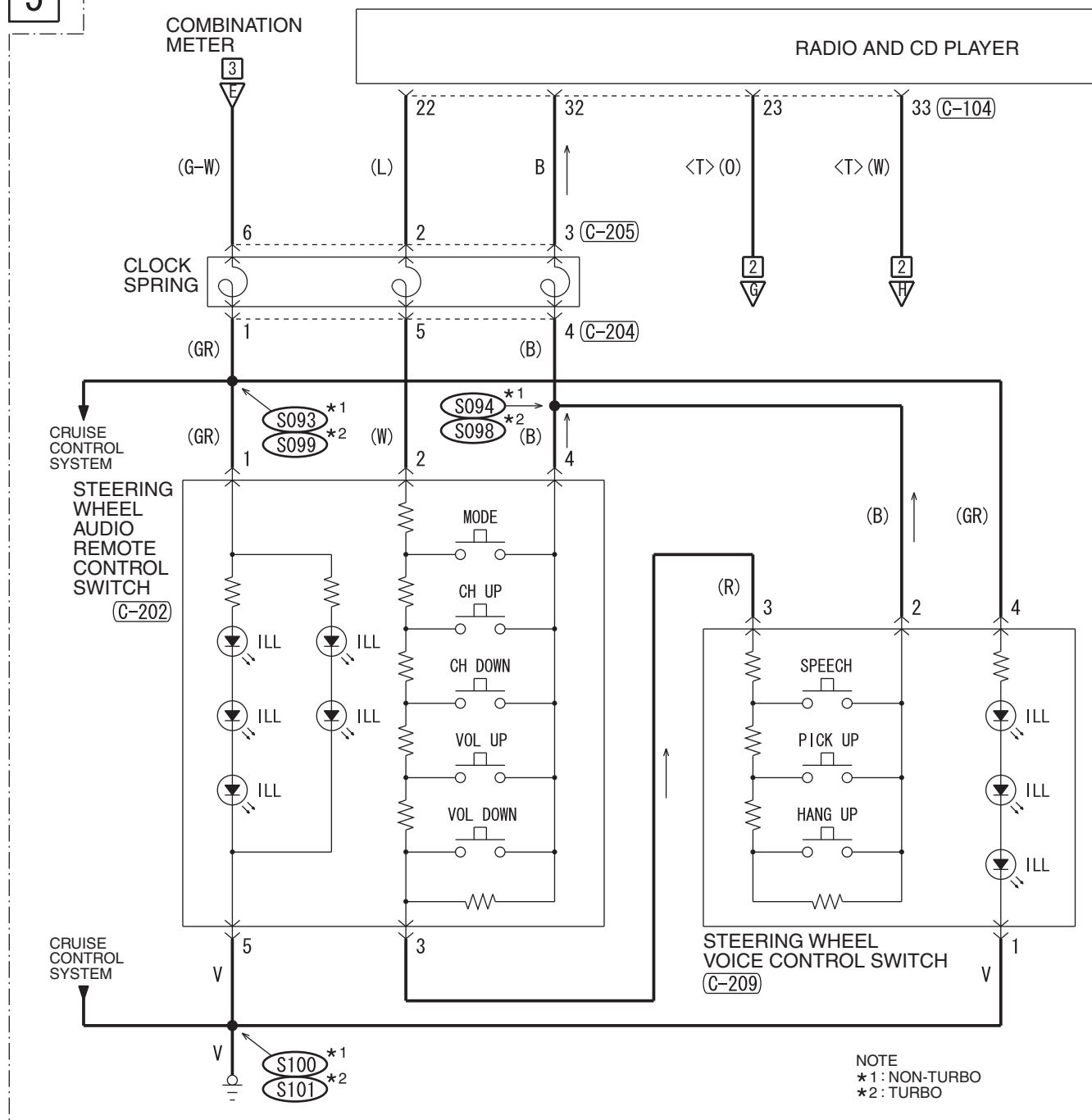




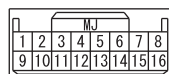
## HANDS-FREE CELLULAR PHONE SYSTEM (CONTINUED)

5

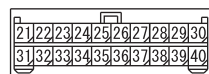
&lt;VEHICLES WITHOUT MITSUBISHI MULTI-COMMUNICATION SYSTEM (MMCS)&gt;



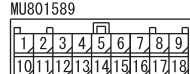
(C-18)



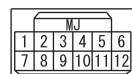
(C-104)



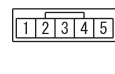
(C-106)



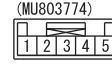
(C-120)



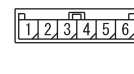
(C-202)



(C-204)



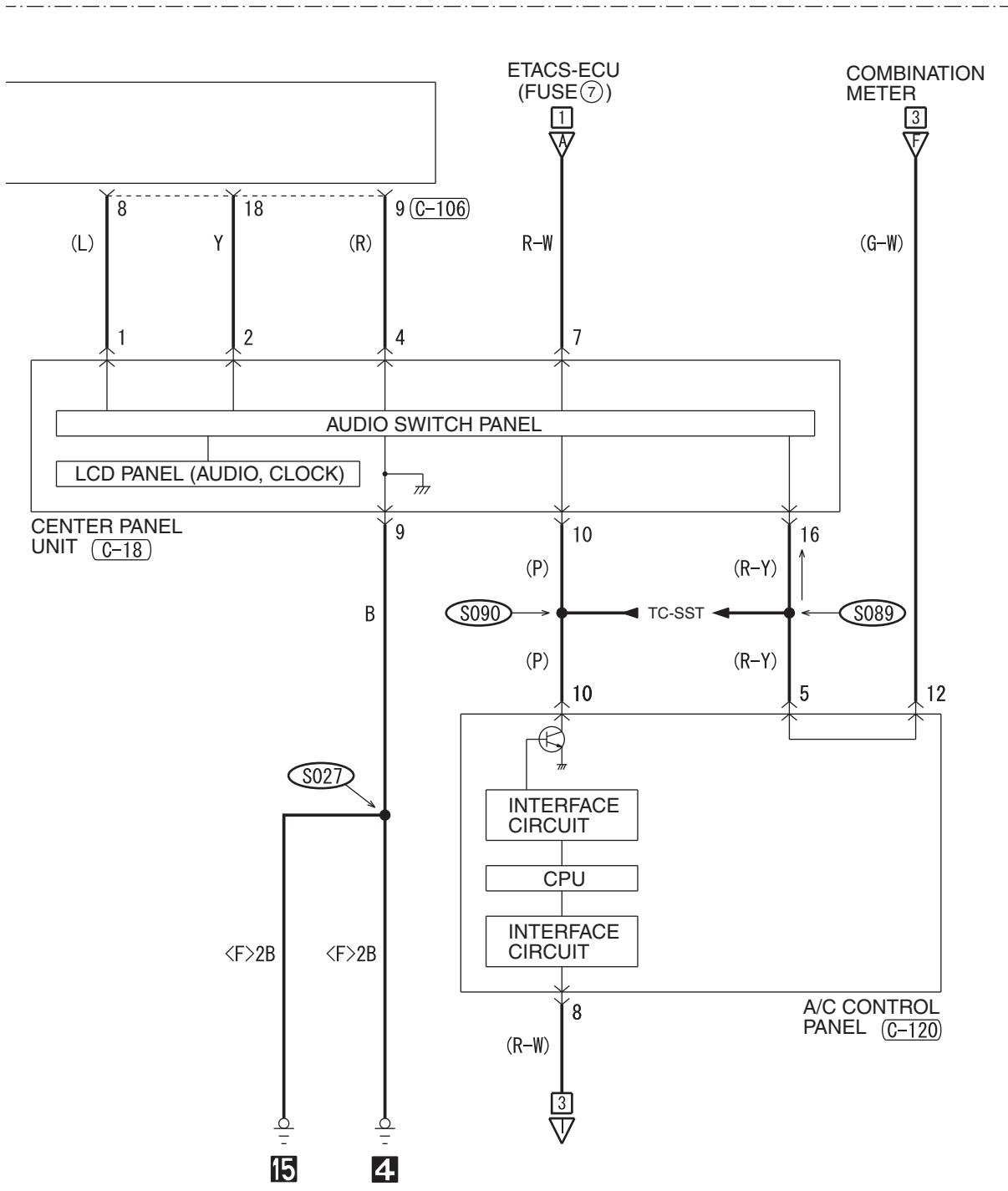
(C-205)



(C-209)



**6**



**WIRE COLOR CODE**

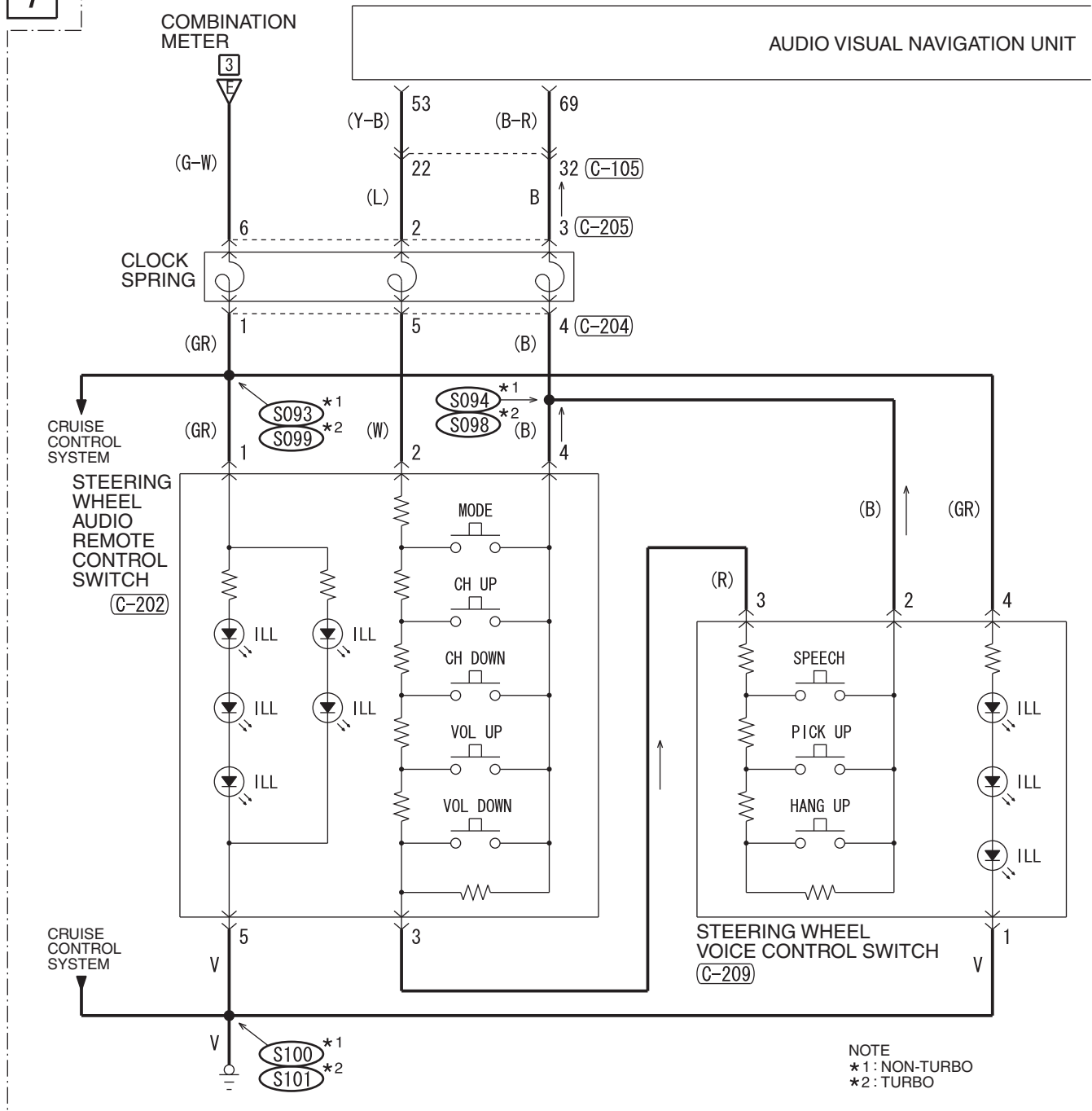
B : BLACK LG : LIGHT GREEN G : GREEN L : BLUE W : WHITE Y : YELLOW SB : SKY BLUE  
 BR : BROWN O : ORANGE GR : GRAY R : RED P : PINK V : VIOLET PU : PURPLE SI : SILVER

HAH15M13CB

## HANDS-FREE CELLULAR PHONE SYSTEM (CONTINUED)

7

&lt;VEHICLES WITH MITSUBISHI MULTI-COMMUNICATION SYSTEM (MMCS)&gt;



C-12

41	42	43	44	45	46	47	48	49	50	51	52	53	54	55	56	X
57	58	59	60	61	62	63	64	65	66	67	68	69	70	71	72	

C-105

21	22	23	24	25	26	27	28	29	30
31	32	33	34	35	36	37	38	39	40

C-108

1	2	3	4	5	6	7	8	9	10
---	---	---	---	---	---	---	---	---	----

C-202

1	2	3	4	5
---	---	---	---	---

C-204

1	2	3	4	5
---	---	---	---	---

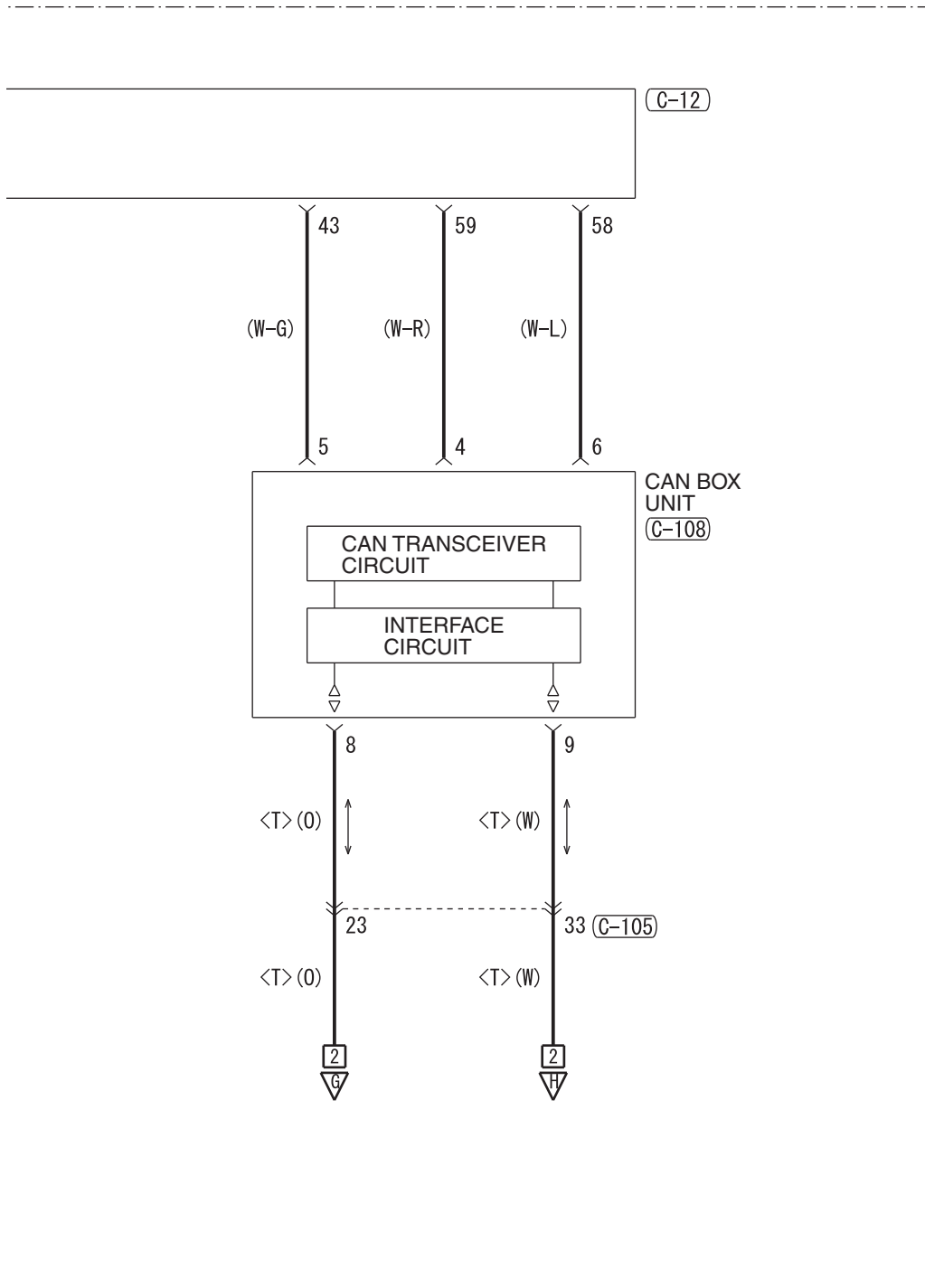
C-205

1	2	3	4	5	6
---	---	---	---	---	---

C-209

1	2	3	4
---	---	---	---

8



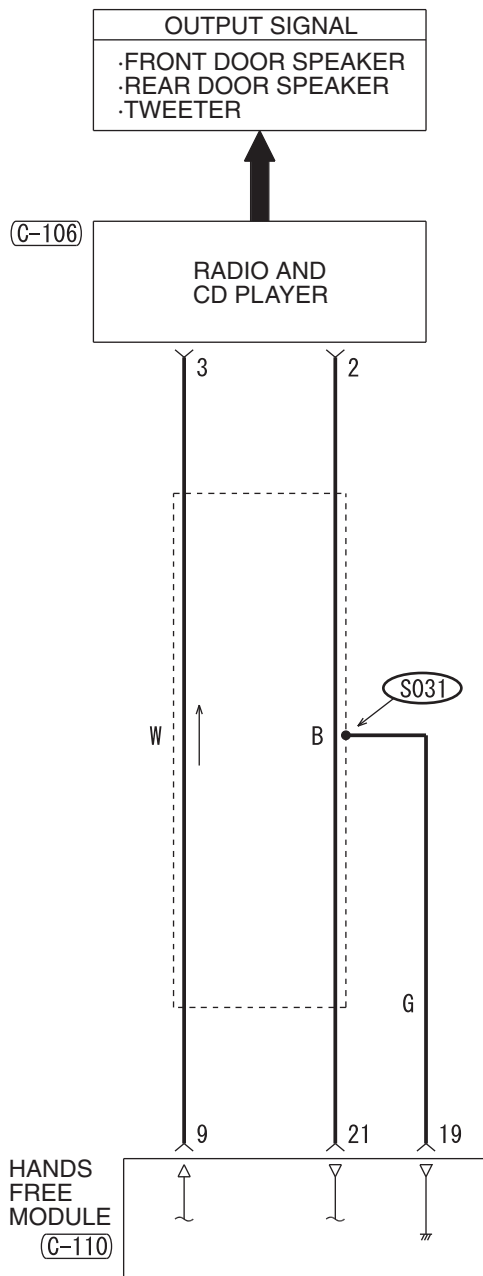
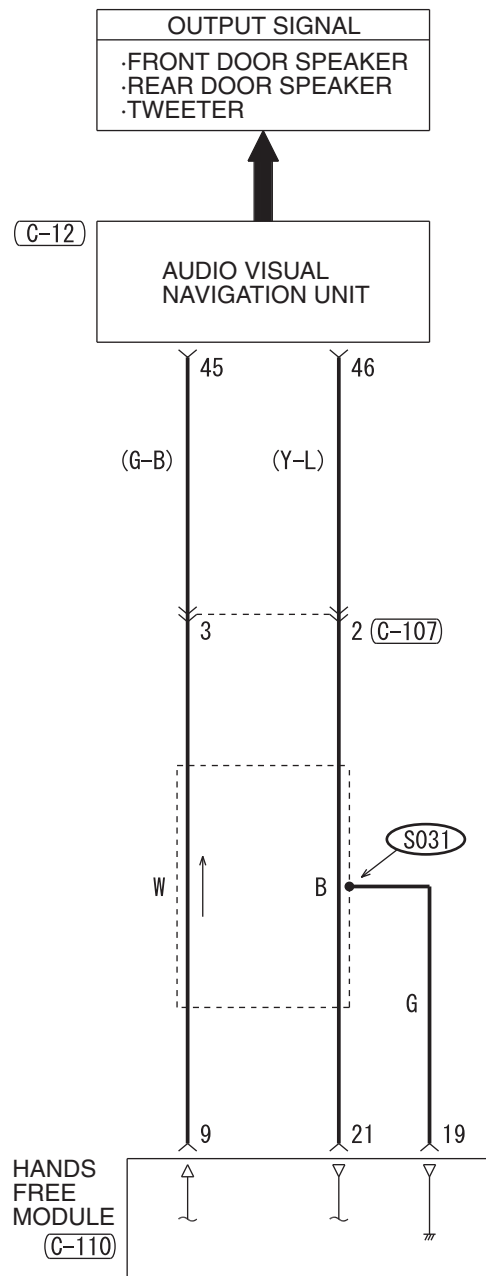
**WIRE COLOR CODE**

B : BLACK   LG : LIGHT GREEN   G : GREEN   L : BLUE   W : WHITE   Y : YELLOW   SB : SKY BLUE  
 BR : BROWN   O : ORANGE   GR : GRAY   R : RED   P : PINK   V : VIOLET   PU : PURPLE   SI : SILVER

HAH15M13DB

## HANDS-FREE CELLULAR PHONE SYSTEM (CONTINUED)

9

<VEHICLES WITHOUT MITSUBISHI  
MULTI-COMMUNICATION SYSTEM (MMCS) AND  
AUDIO AMPLIFIER><VEHICLES WITH MITSUBISHI  
MULTI-COMMUNICATION SYSTEM (MMCS)  
WITHOUT AUDIO AMPLIFIER>

(C-12)

41	42	43	44	45	46	47	48	49	50	51	52	53	54	55	56	X
X	57	58	59	60	61	62	63	64	65	66	67	68	69	70	71	72

(C-22)

1	2	3	4		5	6	7	8	9
10	11	12	13	14	15	16	17	18	19
20	21	22							

(C-104)

21	22	23	24	25	26	27	28	29	30
31	32	33	34	35	36	37	38	39	40

(C-106)

MU801589	1	2	3	4	5	6	7	8	9
	10	11	12	13	14	15	16	17	18

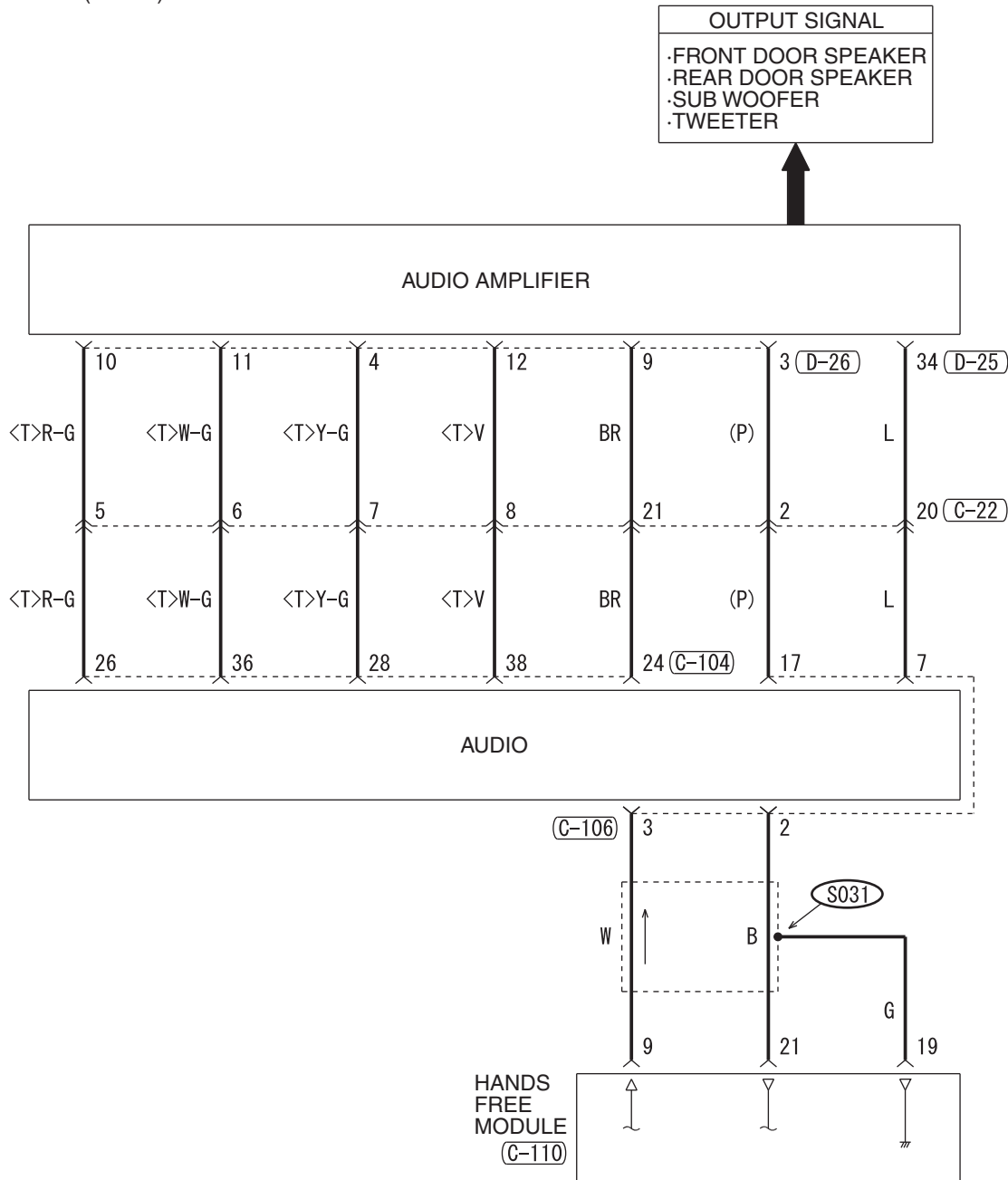
(C-107)

MU801589	1	2	3	4	5	6	7	8	9
	10	11	12	13	14	15	16	17	18

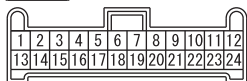


**10**

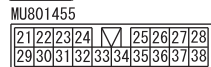
<VEHICLES WITHOUT MITSUBISHI MULTI-COMMUNICATION SYSTEM (MMCS) WITH AUDIO AMPLIFIER>



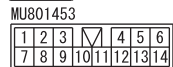
**C-110**



**D-25**



**D-26**



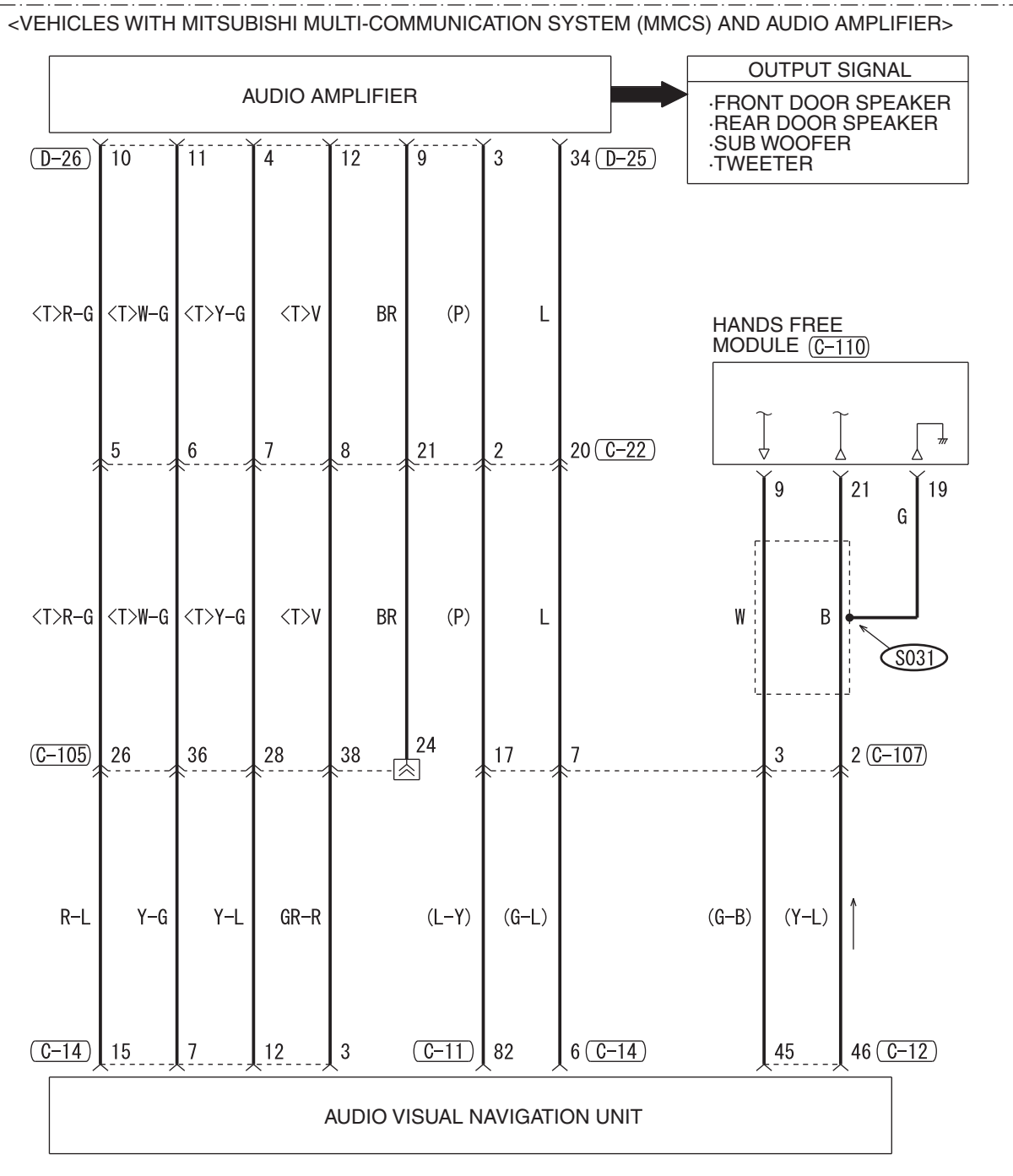
**WIRE COLOR CODE**

B: BLACK LG: LIGHT GREEN G: GREEN L: BLUE W: WHITE Y: YELLOW SB: SKY BLUE  
 BR: BROWN O: ORANGE GR: GRAY R: RED P: PINK V: VIOLET PU: PURPLE SI: SILVER

HAH15M13EB

## HANDS-FREE CELLULAR PHONE SYSTEM (CONTINUED)

11



(C-11)

81 82 83 84 85 86 87

(C-12)

41	42	43	44	45	46	47	48	49	50	51	52	53	54	55	56	X
X	57	58	59	60	61	62	63	64	65	66	67	68	69	70	71	72

(C-14)

1	2	3	X	4	5	6	X	7	8	9
X	10	11	12	X	13	14	X	15	16	17

(C-22)

1	2	3	4		5	6	7	8	9
10	11	12	13	14	15	16	17	18	19
20	21	22							

(C-105)

21	22	23	24	25	26	27	28	29	30
31	32	33	34	35	36	37	38	39	40

(C-107)

MU801589

1	2	3	4	5	6	7	8	9
10	11	12	13	14	15	16	17	18

(C-110)

1	2	3	4	5	6	7	8	9	10	11	12
13	14	15	16	17	18	19	20	21	22	23	24

(D-25)

MU801455

21	22	23	24	X	25	26	27	28
29	30	31	32	33	34	35	36	37
38								

(D-26)

MU801453

1	2	3	X	4	5	6
7	8	9	10	11	12	13
14						

HAH15M13FA

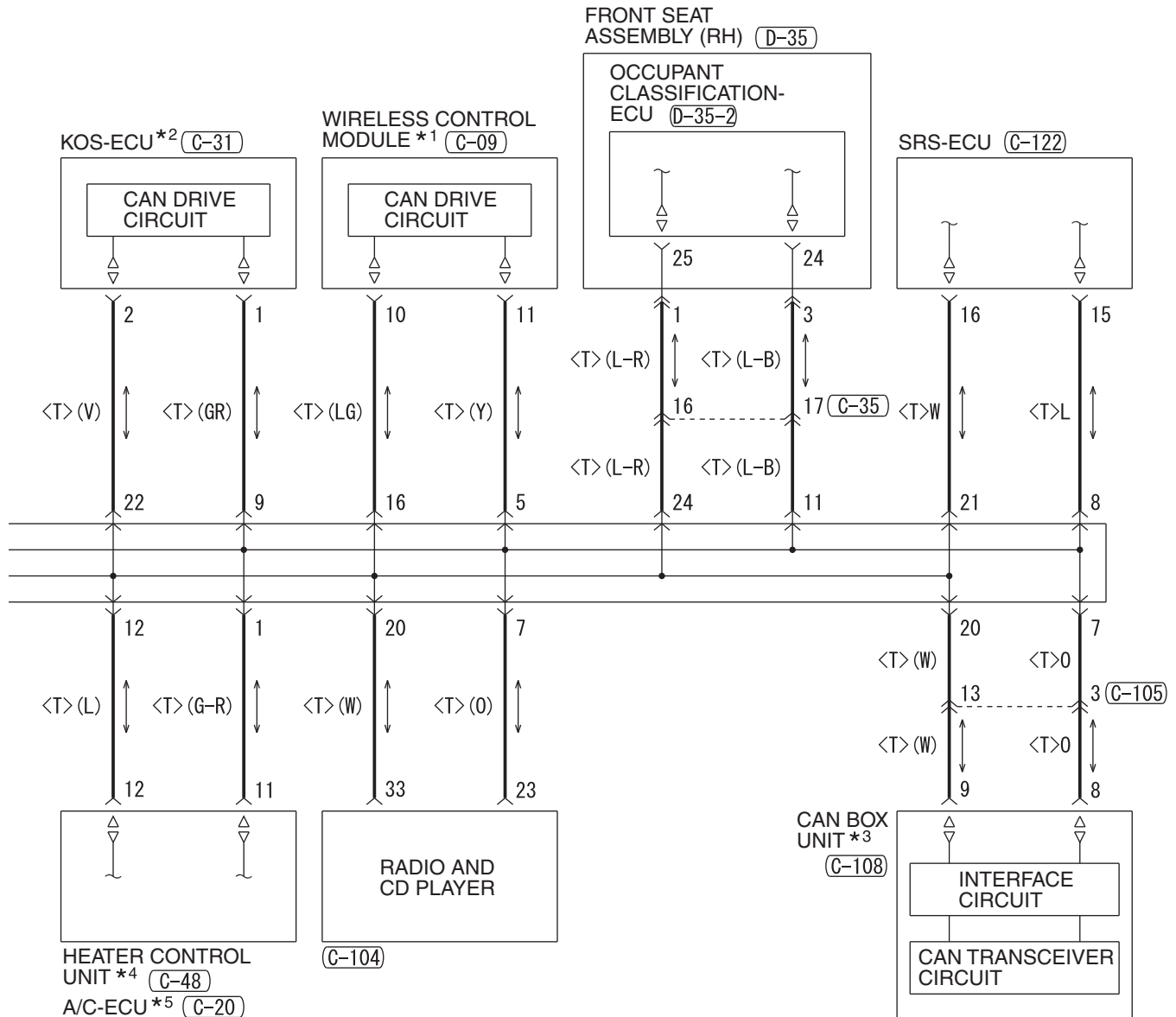
NOTES

## M1901004001111

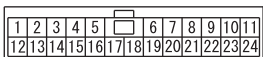


**NOTE**

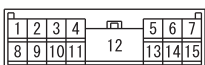
- \*1 : VEHICLES WITH WCM
- \*2 : VEHICLES WITH KOS
- \*3 : VEHICLES WITH MMCS
- \*4 : VEHICLES WITHOUT AIR CONDITIONING SYSTEM
- \*5 : VEHICLES WITH AIR CONDITIONING SYSTEM



**(C-35)**




**(C-317)**



**(D-35)**



**D-35-2**

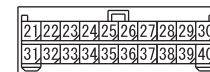


**(C-48)**

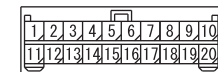
(MU801585)



**(C-104)**

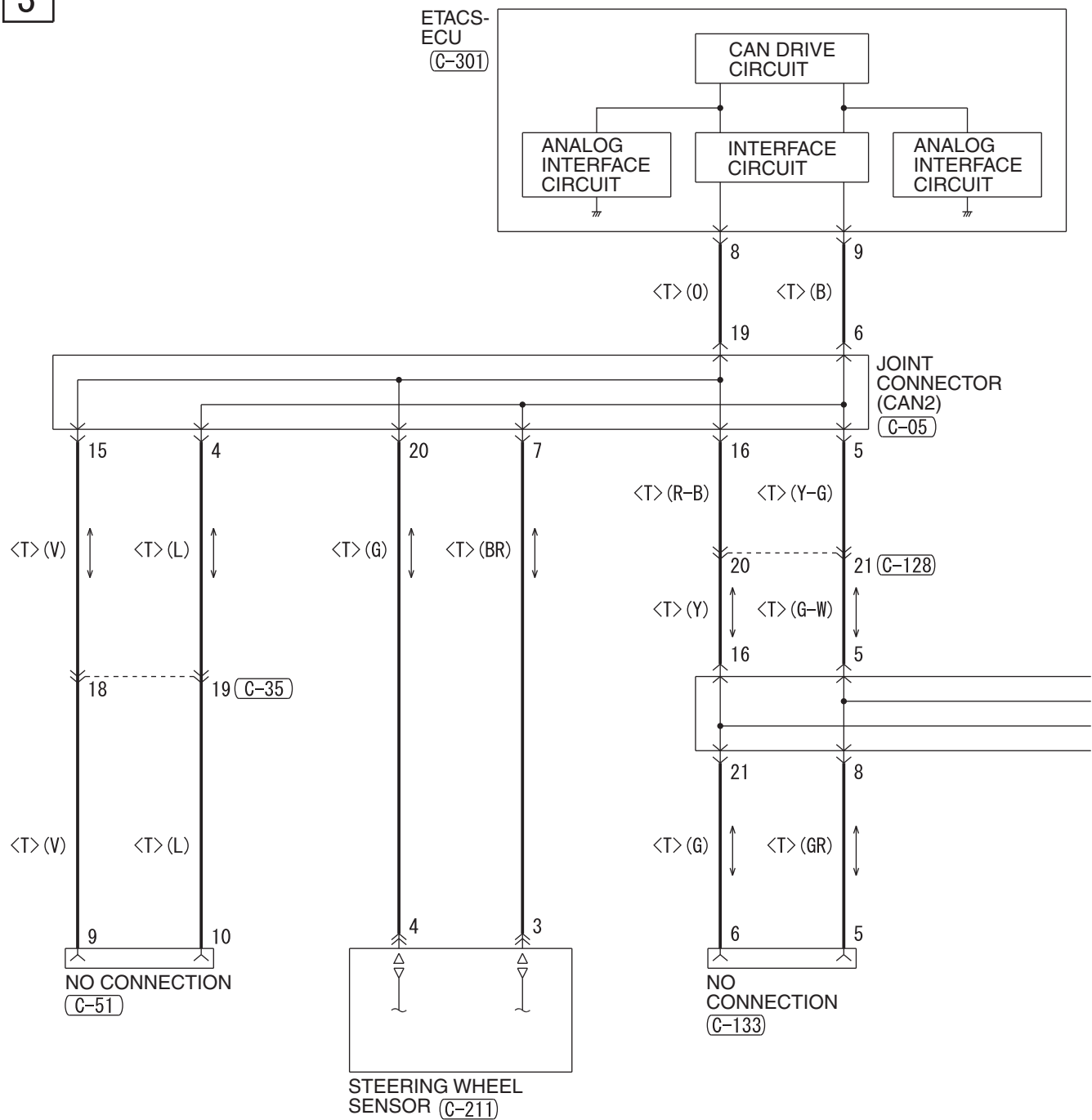


**(C-105)**

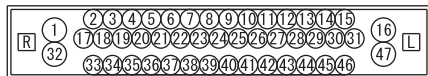


CONTROLLER AREA NETWORK (CAN) <NON-TURBO> (CONTINUED)

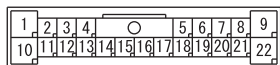
3



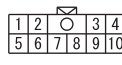
A-51



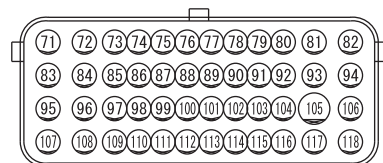
C-128



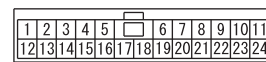
C-133



B-109

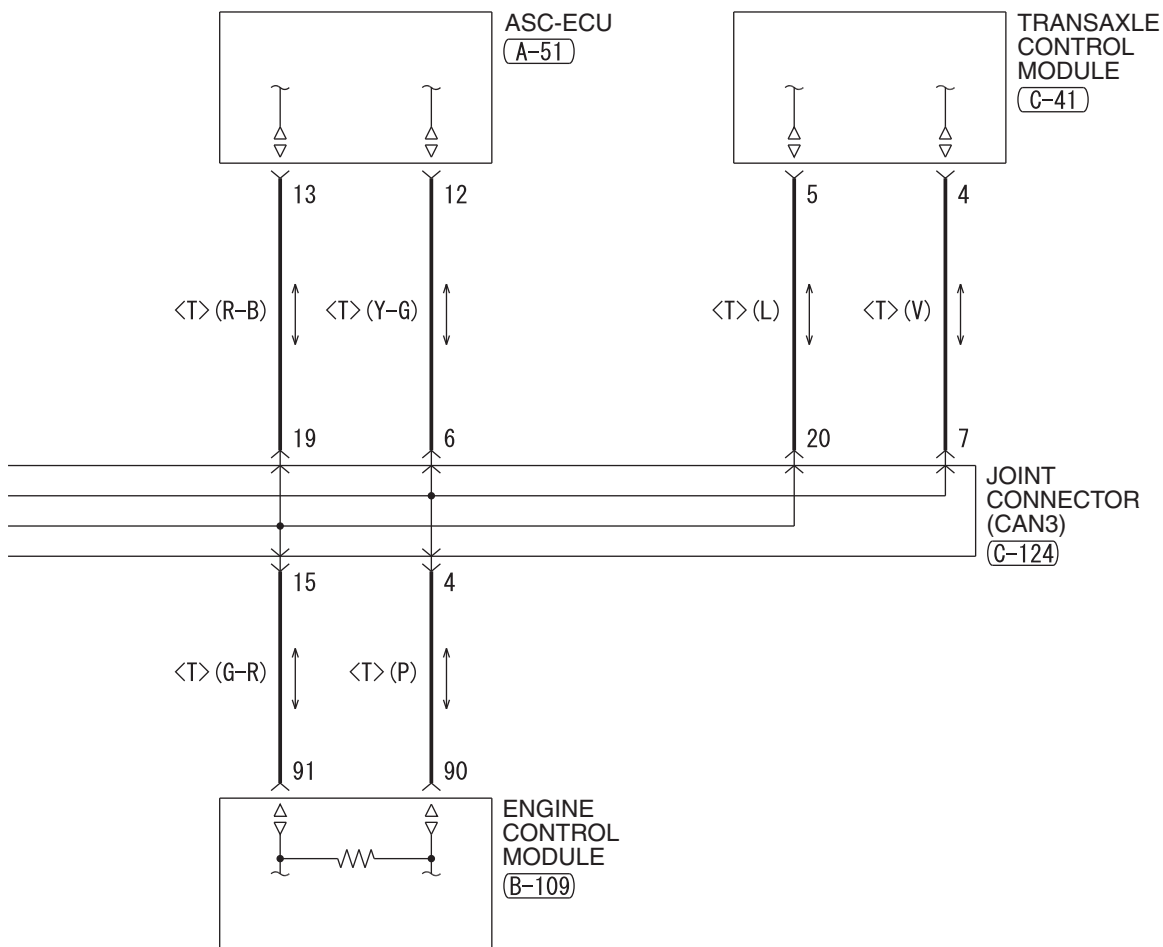


C-05



C-211





**(C-35)**

1	2	3	4	5		6	7	8	9	10	11	
12	13	14	15	16	17	18	19	20	21	22	23	24

**(C-41)**

1	2	3	4	5	6	7	8	9	10	11	12	13
14	15	16	17	18	19	20	21	22	23	24	25	26

**(C-51)**

1	2	3	4	5	6	7	8	9	10	11	12	13
14	15	16	17	18	19	20	21	22	23	24	25	26

**(C-124)**

1	2	3	4	5		6	7	8	9	10	11	
12	13	14	15	16	17	18	19	20	21	22	23	24

**(C-301)**

1	2	3	4	5		6	7	8	9	10	11	
12	13	14	15	16	17	18	19	20	21	22	23	24

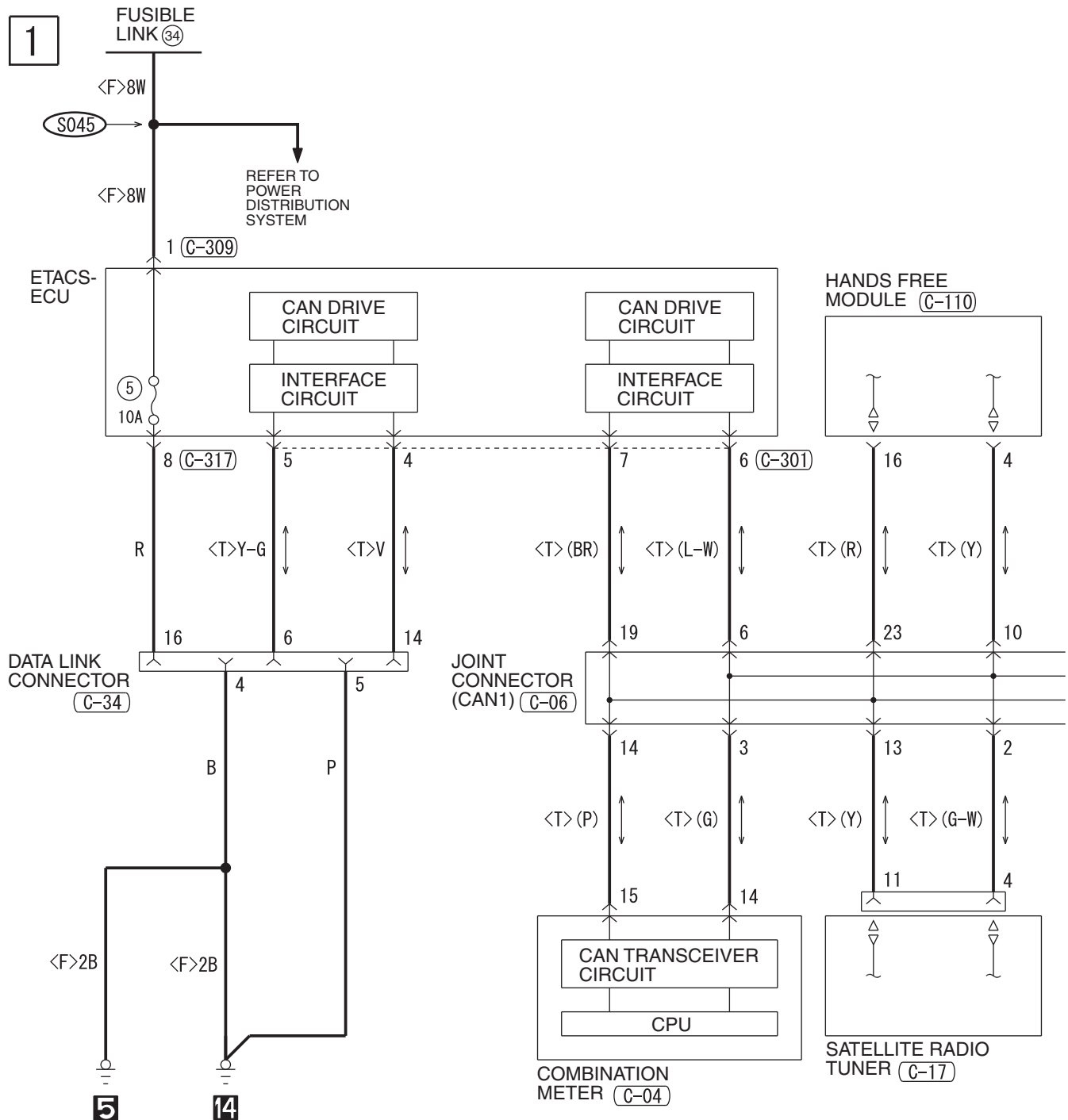
**WIRE COLOR CODE**

B : BLACK LG : LIGHT GREEN G : GREEN L : BLUE W : WHITE  
Y : YELLOW SB : SKY BLUE BR : BROWN O : ORANGE GR : GRAY  
R : RED P : PINK V : VIOLET PU : PURPLE SI : SILVER

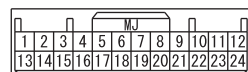
HAH15M14BB

## CONTROLLER AREA NETWORK (CAN) &lt;TURBO&gt;

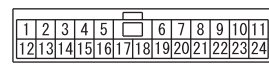
M1901004001122



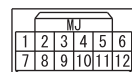
(C-04)



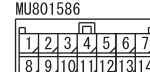
(C-06)



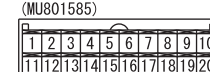
(C-09)



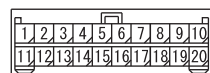
(C-17)




(C-20)



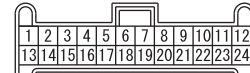
(C-105)



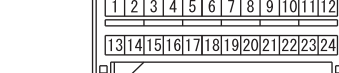
(C-108)



(C-110)



(C-122)

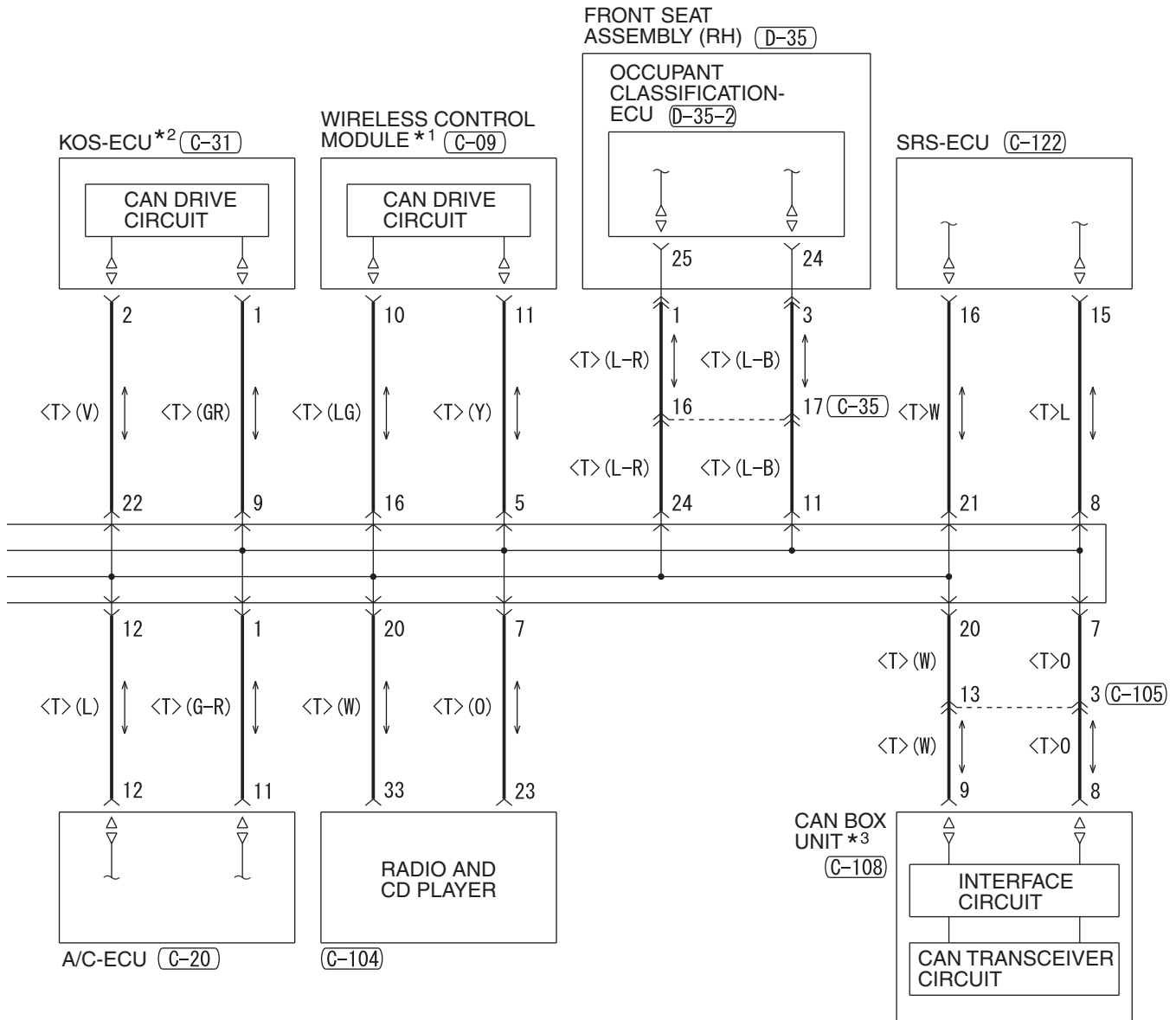


HAH15M15AA

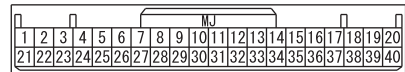


**2**

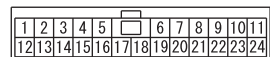
NOTE  
 \*1 : VEHICLES WITH WCM  
 \*2 : VEHICLES WITH KOS  
 \*3 : VEHICLES WITH MMCS



**(C-31)**



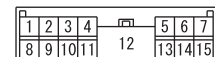
**(C-301)**



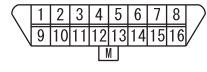
**(C-309)**



**(C-317)**



**(C-34) FRONT SIDE**



**(C-35)**



**(D-35)**



**(D-35-2)**

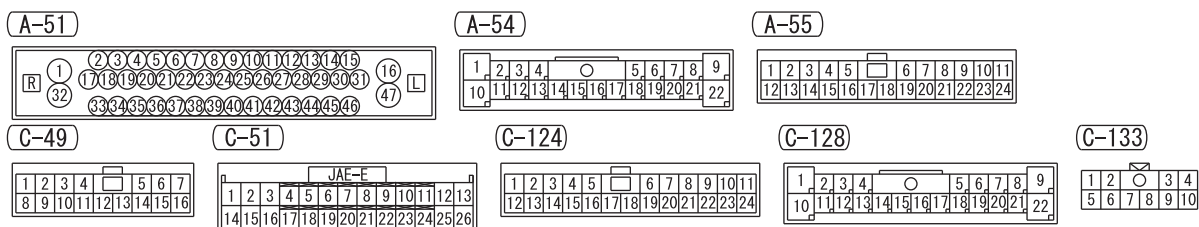


**(C-104)**



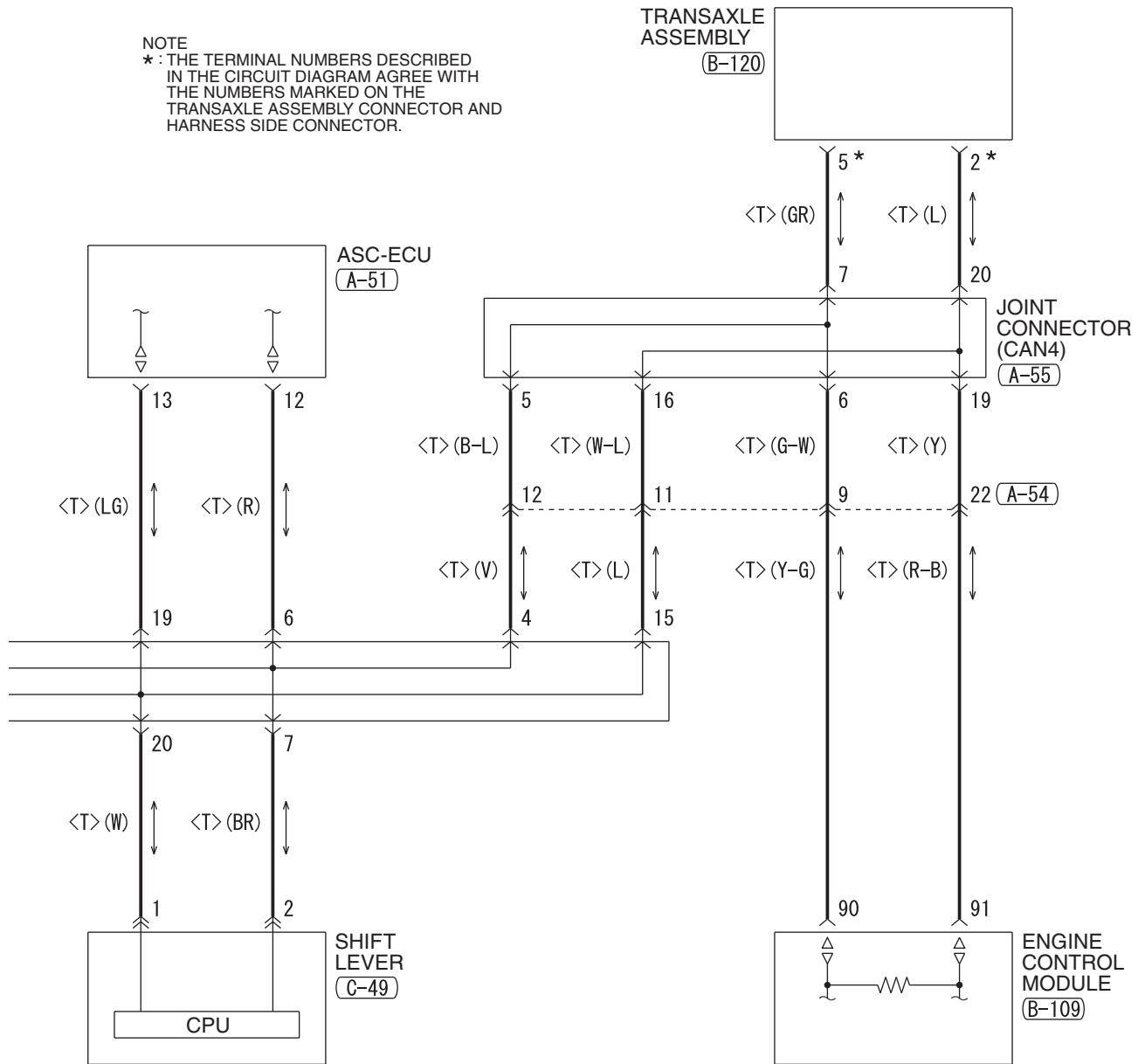
HAH15M15AB

## 3

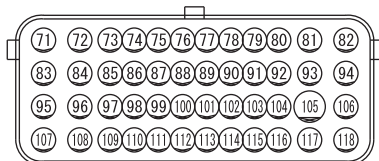


## TSB Revision

NOTE  
 \* : THE TERMINAL NUMBERS DESCRIBED  
 IN THE CIRCUIT DIAGRAM AGREE WITH  
 THE NUMBERS MARKED ON THE  
 TRANSAXLE ASSEMBLY CONNECTOR AND  
 HARNESS SIDE CONNECTOR.



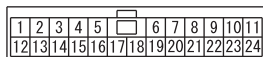
(B-109)



(B-120) \*



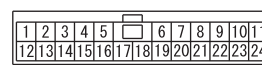
(C-05)



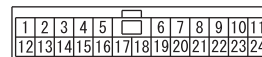
(C-211)



(C-301)

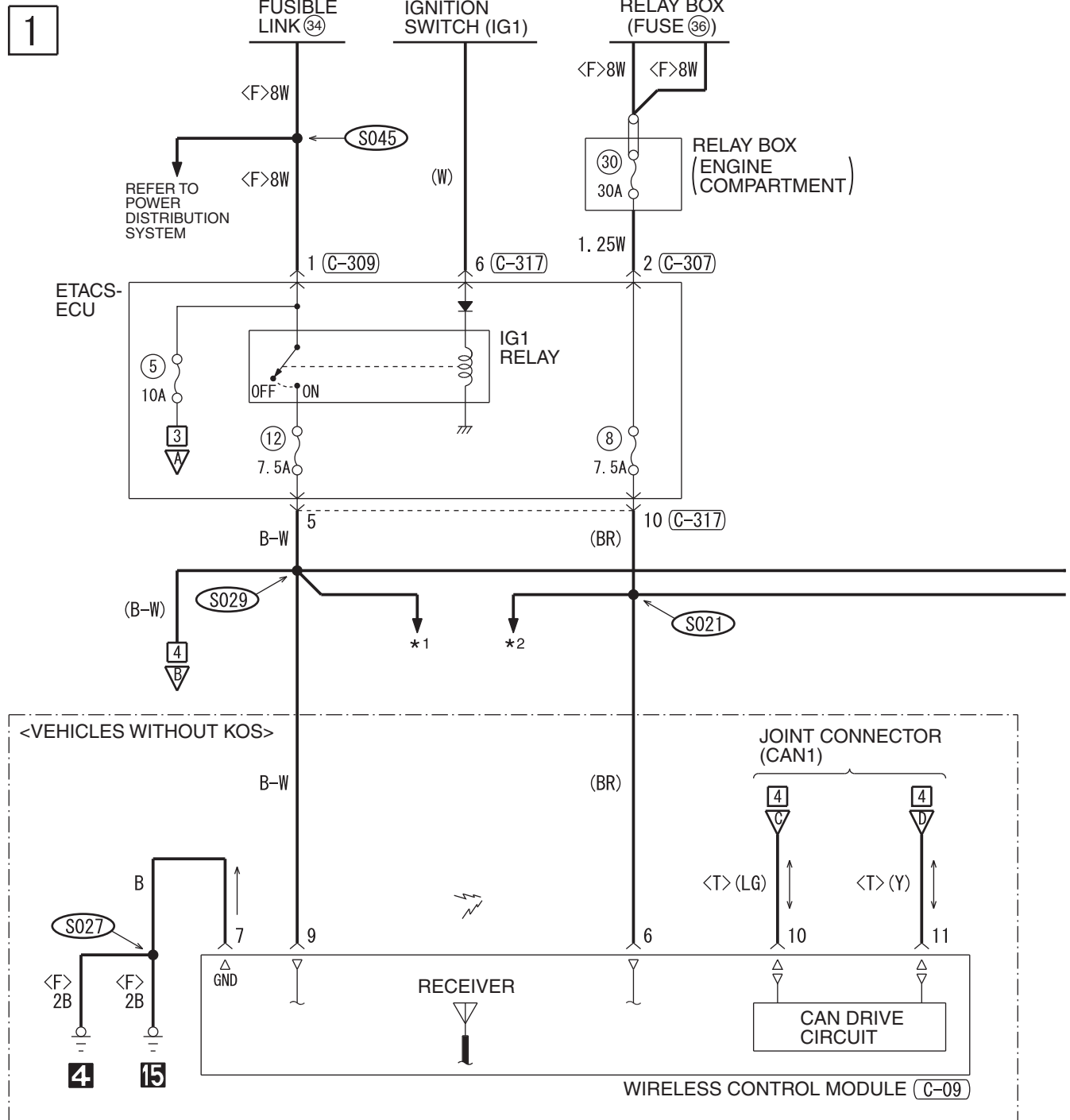


(C-35)

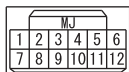


TIRE PRESSURE MONITORING SYSTEM (TPMS)  
<NON-TURBO>

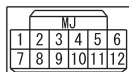
M1901003900787



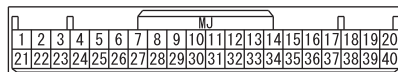
(C-09)



(C-10)



(C-31)



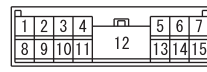
(C-307)



(C-309)



(C-317)



**NOTE**

**\*1 : -ABS AND ASC**

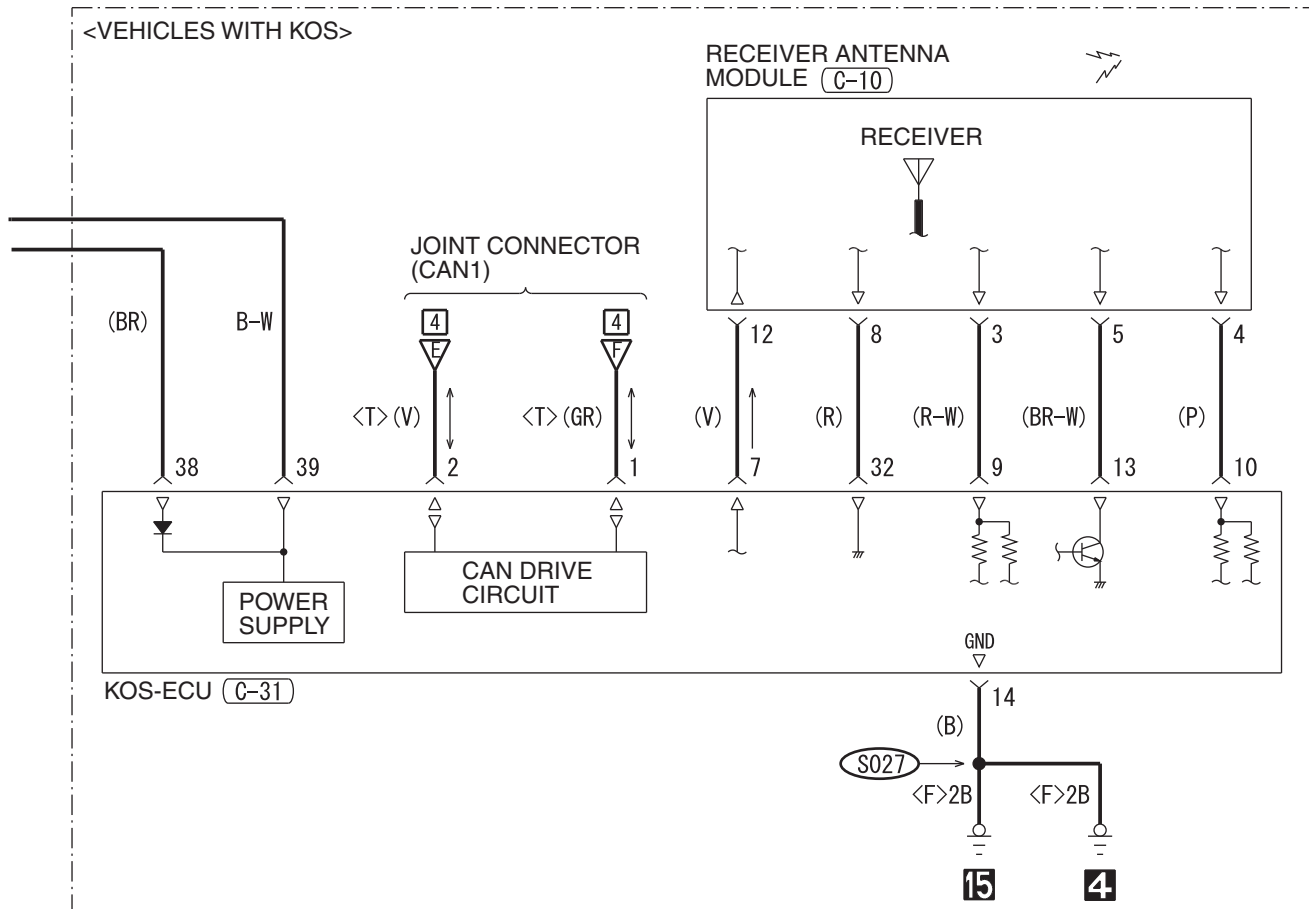
- AIR CONDITIONING SYSTEM
- DAYTIME RUNNING LIGHT (DRL)
- FOG LIGHT
- HEADLIGHT
- HEATED DOOR MIRROR
- HEATED SEAT
- HEATER
- INVECS-III CVT
- REAR WINDOW DEFOGGER
- SEAT BELT WARNING TONE ALARM
- SHIFT LOCK MECHANISM
- SUNROOF
- SUPPLEMENTAL RESTRAINT SYSTEM (SRS)
- TAILLIGHT, POSITION LIGHT, REAR SIDE MARKER LIGHT, LICENSE PLATE LIGHT AND LIGHTING MONITOR TONE ALARM
- TRUNK LID OPENER
- TURN-SIGNAL LIGHT AND HAZARD WARNING LIGHT
- WINDSHIELD WIPER AND WASHER

**\*2 : -AIR CONDITIONING SYSTEM**

- AUDIO SYSTEM
- BRAKE WARNING LIGHT, FUEL WARNING LIGHT AND OIL PRESSURE WARNING LIGHT
- DAYTIME RUNNING LIGHT (DRL)
- DOME LIGHT, LUGGAGE COMPARTMENT LIGHT AND IGNITION KEY HOLE ILLUMINATION LIGHT
- FOG LIGHT
- HEADLIGHT
- HEATED SEAT
- HEATER
- IGNITION KEY REMINDER TONE ALARM
- <VEHICLES WITH KOS>

**·KEYLESS OPERATING SYSTEM (KOS)**

- METER AND GAUGE
- MITSUBISHI MULTI-COMMUNICATION SYSTEM (MMCS)
- PARKING BRAKE REMINDER TONE ALARM
- TAILLIGHT, POSITION LIGHT, REAR SIDE MARKER LIGHT, LICENSE PLATE LIGHT AND LIGHTING MONITOR TONE ALARM
- TURN-SIGNAL LIGHT AND HAZARD WARNING LIGHT
- WINDSHIELD WIPER AND WASHER



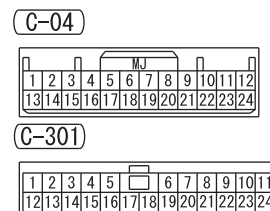
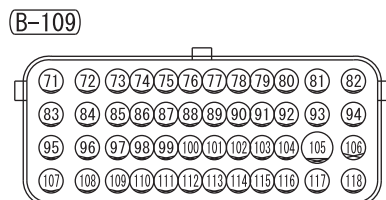
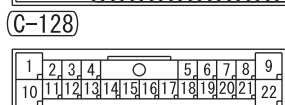

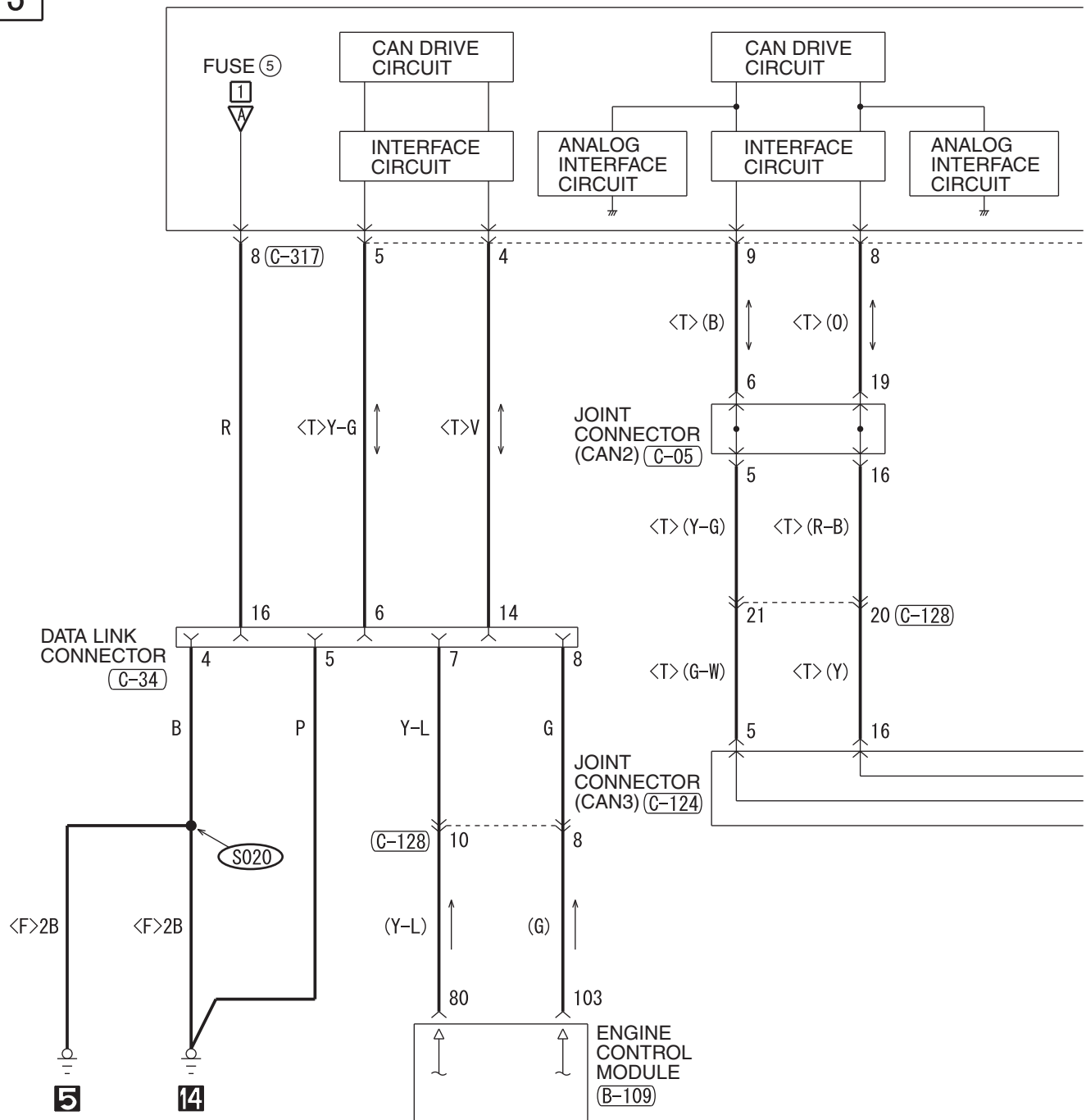
**WIRE COLOR CODE**

B : BLACK LG : LIGHT GREEN G : GREEN L : BLUE W : WHITE Y : YELLOW SB : SKY BLUE  
 BR : BROWN O : ORANGE GR : GRAY R : RED P : PINK V : VIOLET PU : PURPLE SI : SILVER

HAH15M16AB

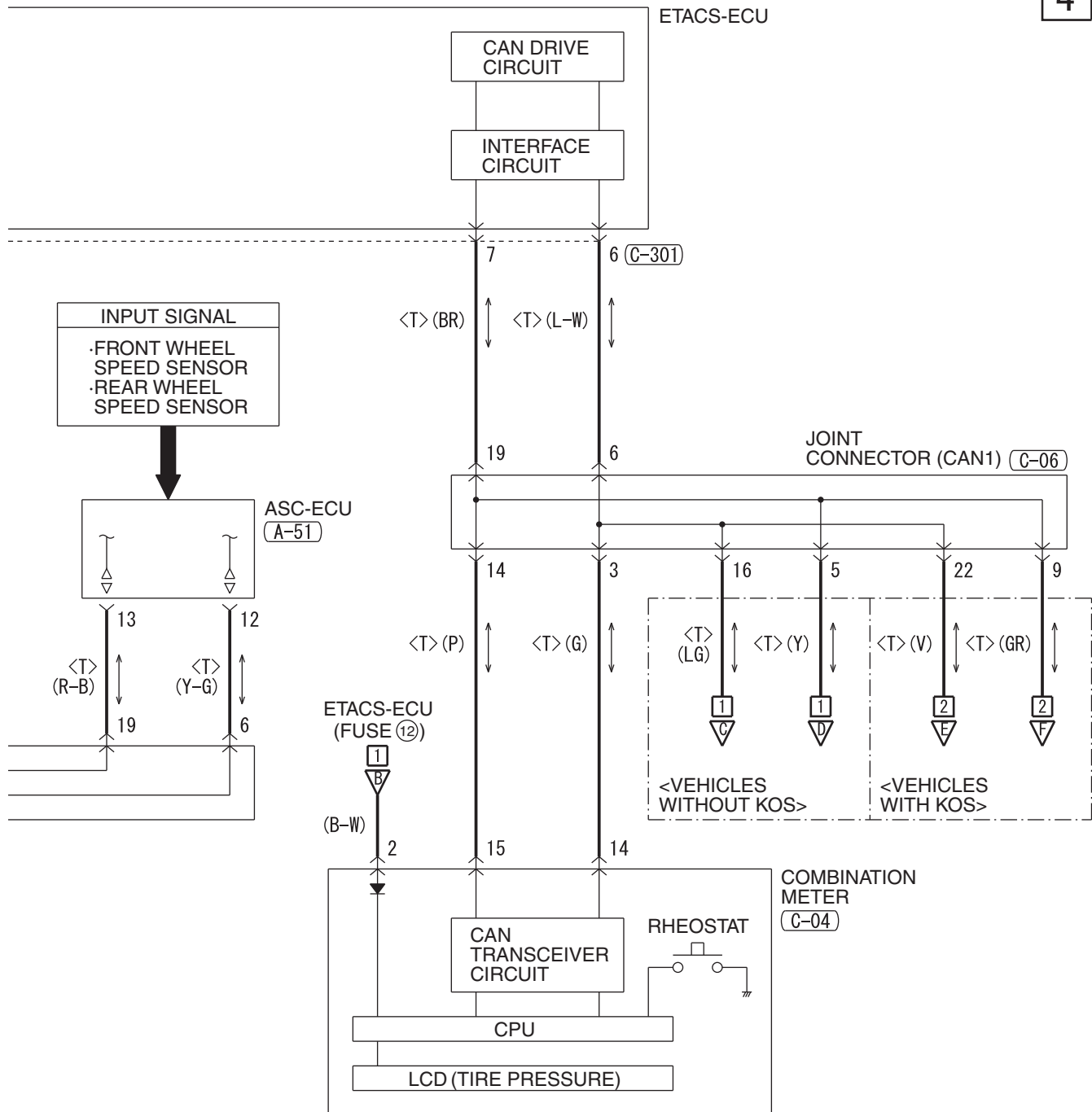
## TIRE PRESSURE MONITORING (TPMS) &lt;NON-TURBO&gt; (CONTINUED)

3



HAH15M16BA

**4**



(C-05)

1	2	3	4	5	6	7	8	9	10	11
12	13	14	15	16	17	18	19	20	21	22
23	24									

(C-06)

1	2	3	4	5	6	7	8	9	10	11
12	13	14	15	16	17	18	19	20	21	22
23	24									

(C-34) FRONT SIDE

1	2	3	4	5	6	7	8
9	10	11	12	13	14	15	16

(C-124)

1	2	3	4	5	6	7	8	9	10	11
12	13	14	15	16	17	18	19	20	21	22
23	24									

(C-317)

1	2	3	4	5	6	7
8	9	10	11	12	13	14
15						

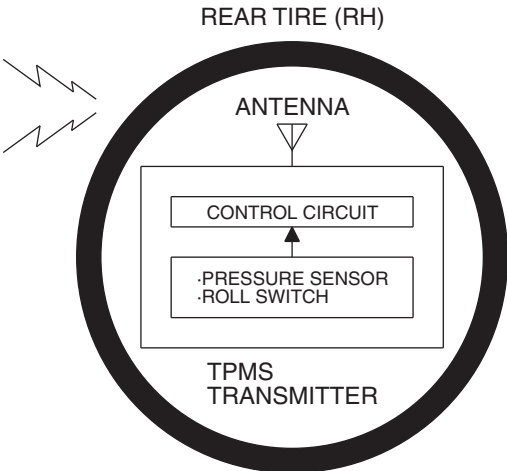
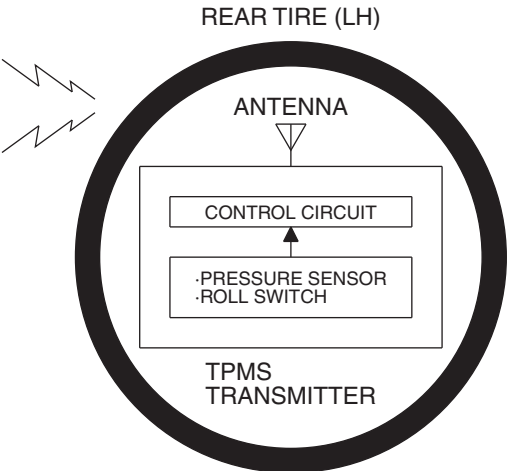
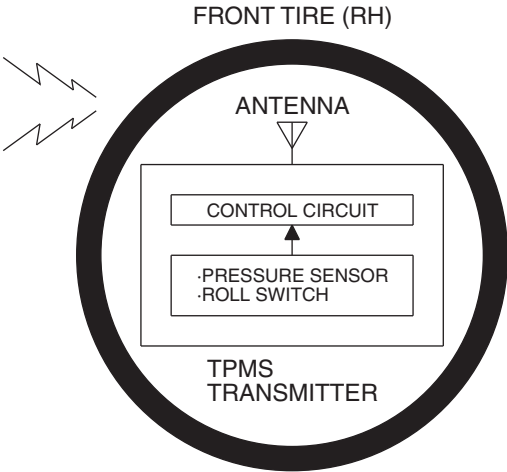
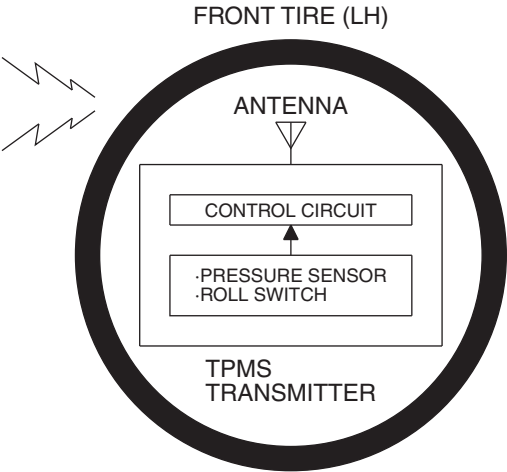
**WIRE COLOR CODE**

B : BLACK LG : LIGHT GREEN G : GREEN L : BLUE W : WHITE  
 Y : YELLOW SB : SKY BLUE BR : BROWN O : ORANGE GR : GRAY  
 R : RED P : PINK V : VIOLET PU : PURPLE SI : SILVER

HAH15M16BB

TIRE PRESSURE MONITORING (TPMS) <NON-TURBO> (CONTINUED)

5

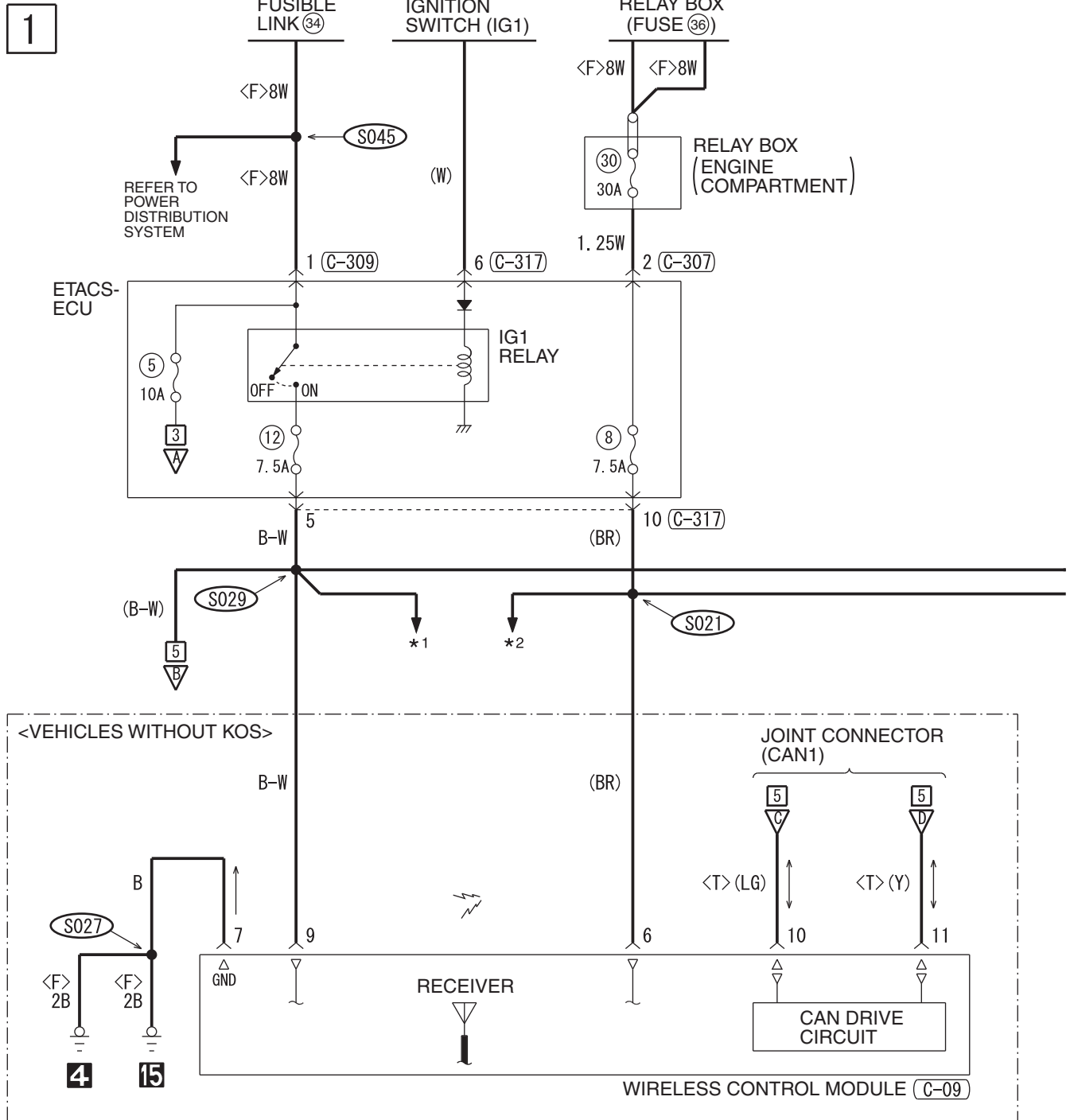




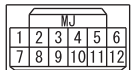
NOTES

## TIRE PRESSURE MONITORING SYSTEM (TPMS) &lt;TURBO&gt;

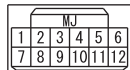
M1901003900798



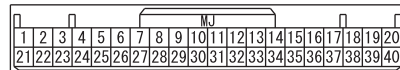
(C-09)



(C-10)



(C-31)



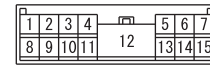
(C-307)



(C-309)



(C-317)

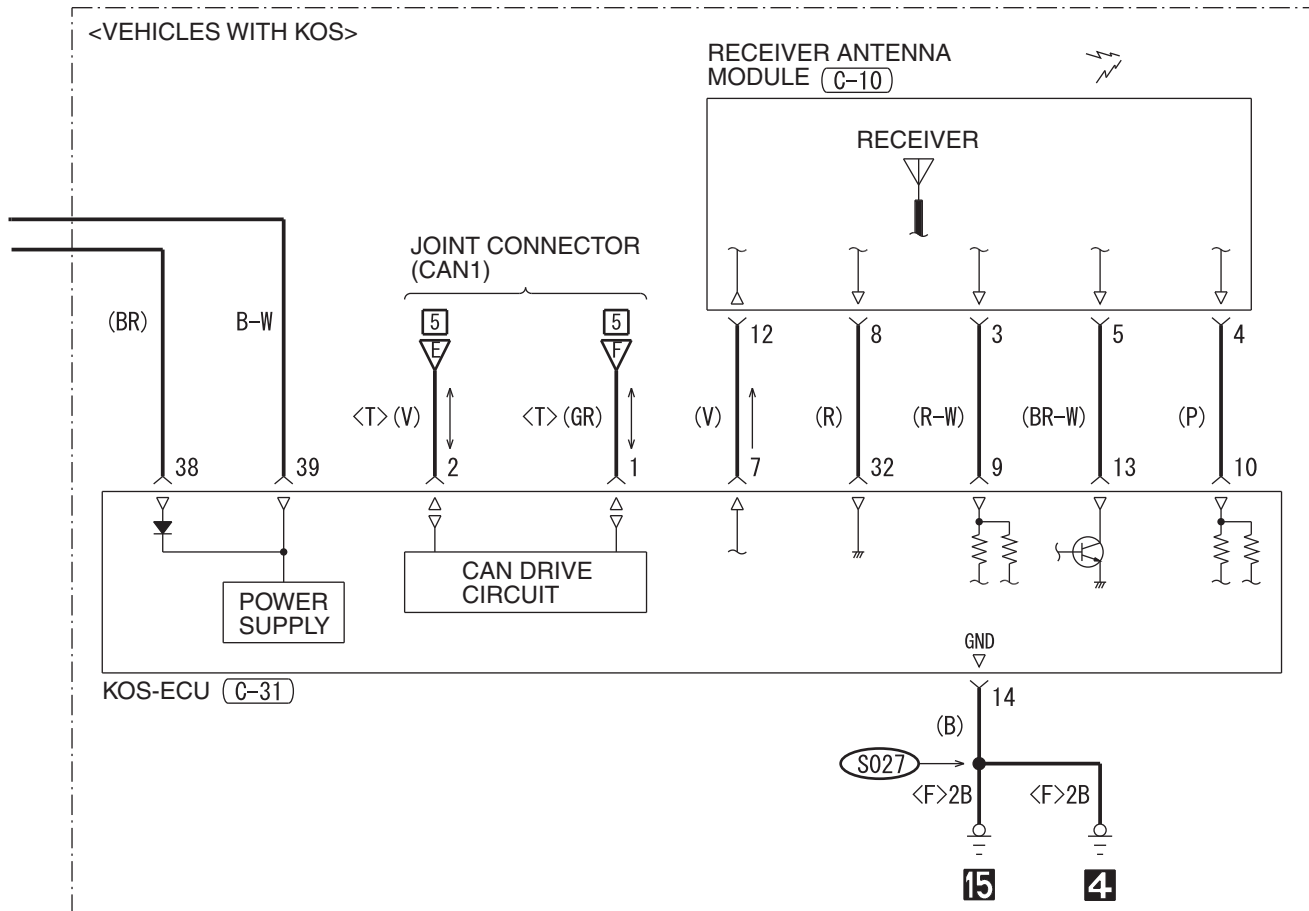


**NOTE**

★1: .ABS, ASC AND ACD  
 .AIR CONDITIONING SYSTEM  
 .DAYTIME RUNNING LIGHT (DRL)  
 .FOG LIGHT  
 .HEADLIGHT  
 .HEATED DOOR MIRROR  
 .HEATED SEAT  
 .REAR WINDOW DEFOGGER  
 .SEAT BELT WARNING TONE ALARM  
 .SHIFT LOCK MECHANISM  
 .SUNROOF  
 .SUPPLEMENTAL RESTRAINT SYSTEM (SRS)  
 .TAILLIGHT, POSITION LIGHT, REAR SIDE MARKER LIGHT, LICENSE PLATE LIGHT AND LIGHTING MONITOR TONE ALARM  
 .TC-SST  
 .TRUNK LID OPENER  
 .TURN-SIGNAL LIGHT AND HAZARD WARNING LIGHT  
 .WINDSHIELD WIPER AND WASHER

★2: .AIR CONDITIONING SYSTEM  
 .AUDIO SYSTEM  
 .BRAKE WARNING LIGHT, FUEL WARNING LIGHT AND OIL PRESSURE WARNING LIGHT  
 .DAYTIME RUNNING LIGHT (DRL)  
 .DOME LIGHT, LUGGAGE COMPARTMENT LIGHT AND IGNITION KEY HOLE ILLUMINATION LIGHT  
 .FOG LIGHT  
 .HEADLIGHT  
 .HEATED SEAT  
 .IGNITION KEY REMINDER TONE ALARM  
 <VEHICLES WITH KOS>

.KEYLESS OPERATING SYSTEM (KOS)  
 .METER AND GAUGE  
 .MITSUBISHI MULTI-COMMUNICATION SYSTEM (MMCS)  
 .PARKING BRAKE REMINDER TONE ALARM  
 .TAILLIGHT, POSITION LIGHT, REAR SIDE MARKER LIGHT, LICENSE PLATE LIGHT AND LIGHTING MONITOR TONE ALARM  
 .TURN-SIGNAL LIGHT AND HAZARD WARNING LIGHT  
 .WINDSHIELD WIPER AND WASHER

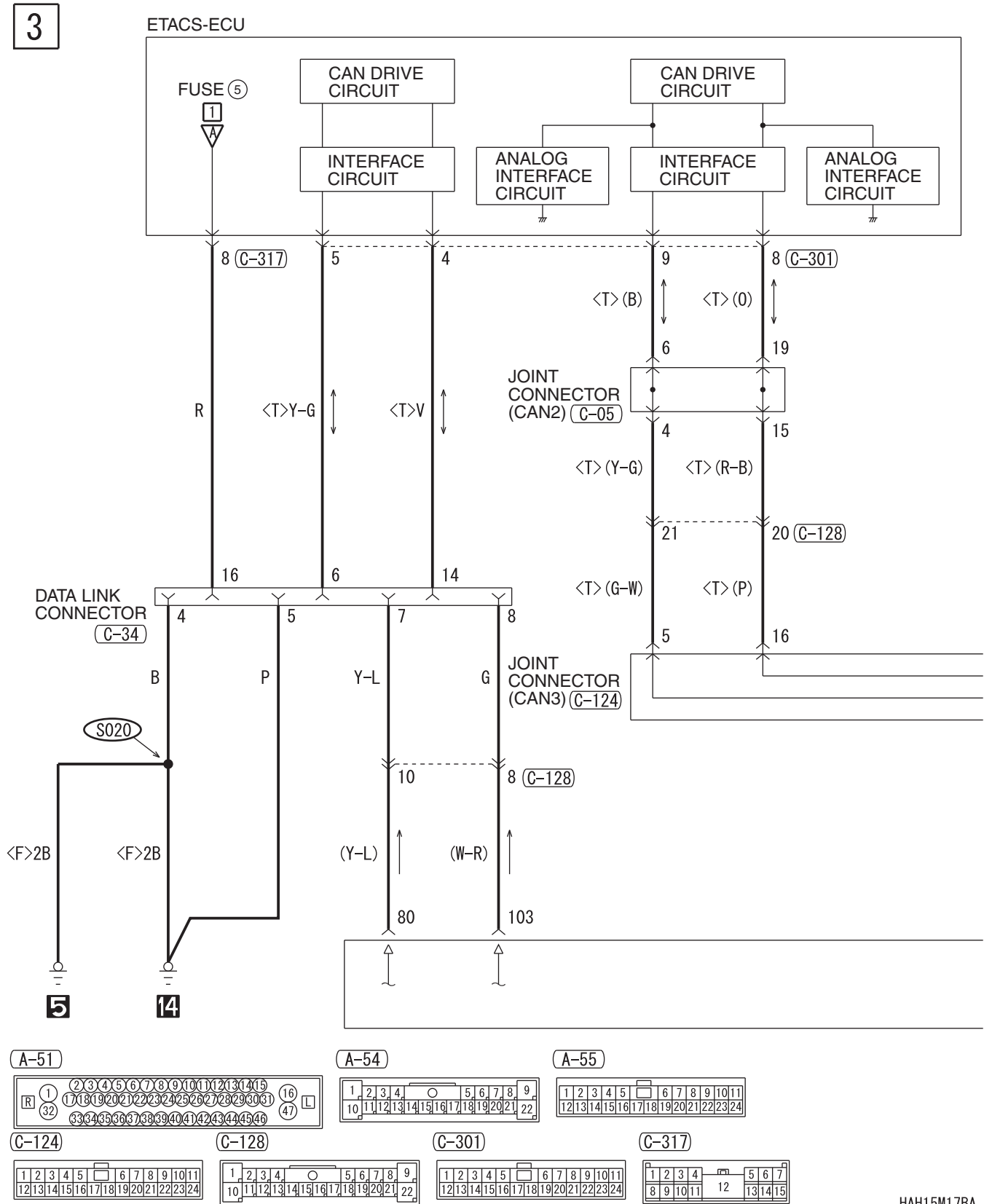


**WIRE COLOR CODE**

B : BLACK   LG : LIGHT GREEN   G : GREEN   L : BLUE   W : WHITE   Y : YELLOW   SB : SKY BLUE  
 BR : BROWN   O : ORANGE   GR : GRAY   R : RED   P : PINK   V : VIOLET   PU : PURPLE   SI : SILVER

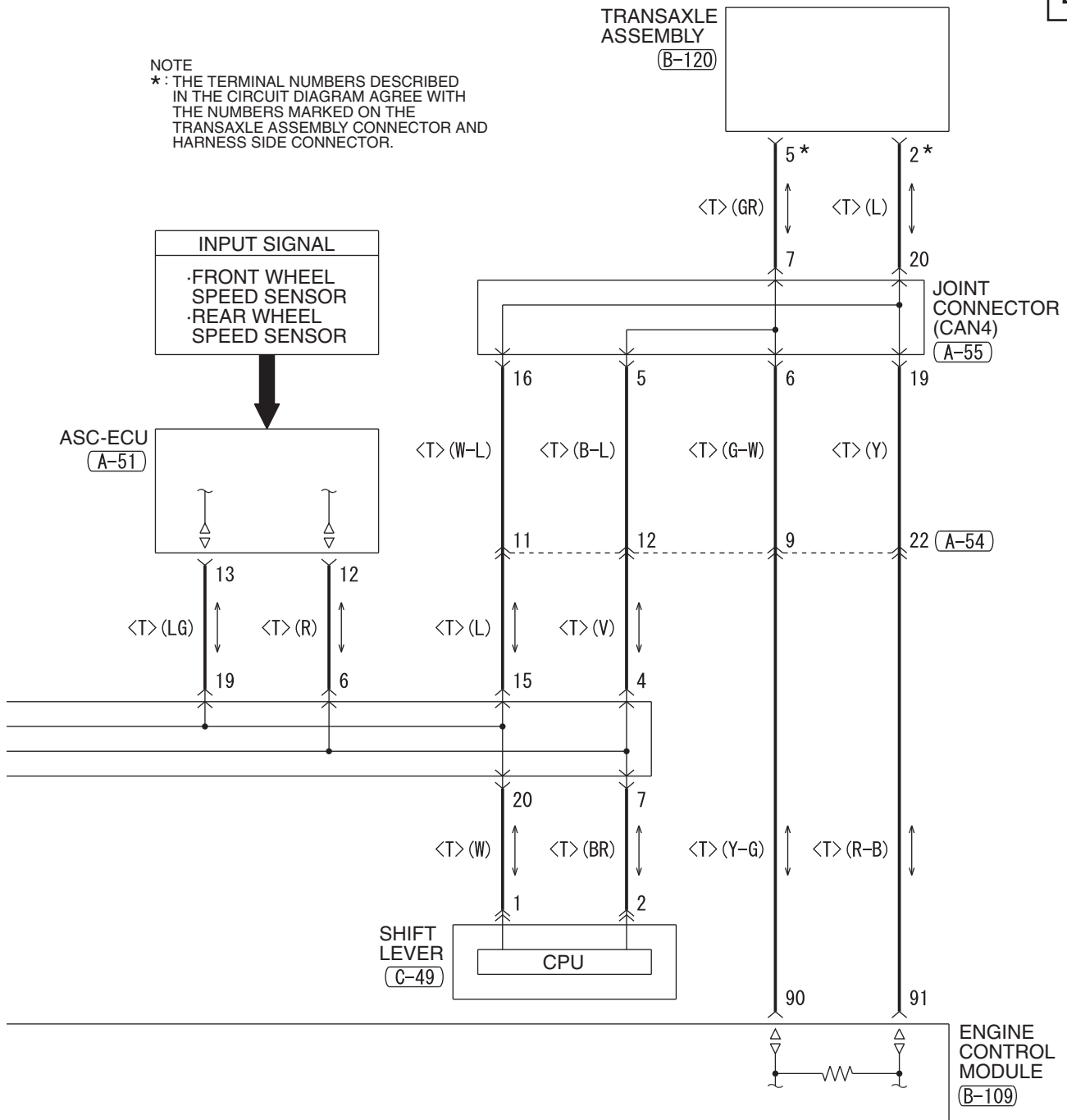
HAH15M17AB

TIRE PRESSURE MONITORING (TPMS) <TURBO> (CONTINUED)

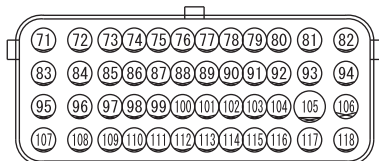


**4**

**NOTE**  
 \*: THE TERMINAL NUMBERS DESCRIBED  
 IN THE CIRCUIT DIAGRAM AGREE WITH  
 THE NUMBERS MARKED ON THE  
 TRANSAXLE ASSEMBLY CONNECTOR AND  
 HARNESS SIDE CONNECTOR.



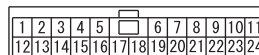
(B-109)



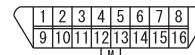
(B-120) \*



(C-05)



(C-34) FRONT SIDE



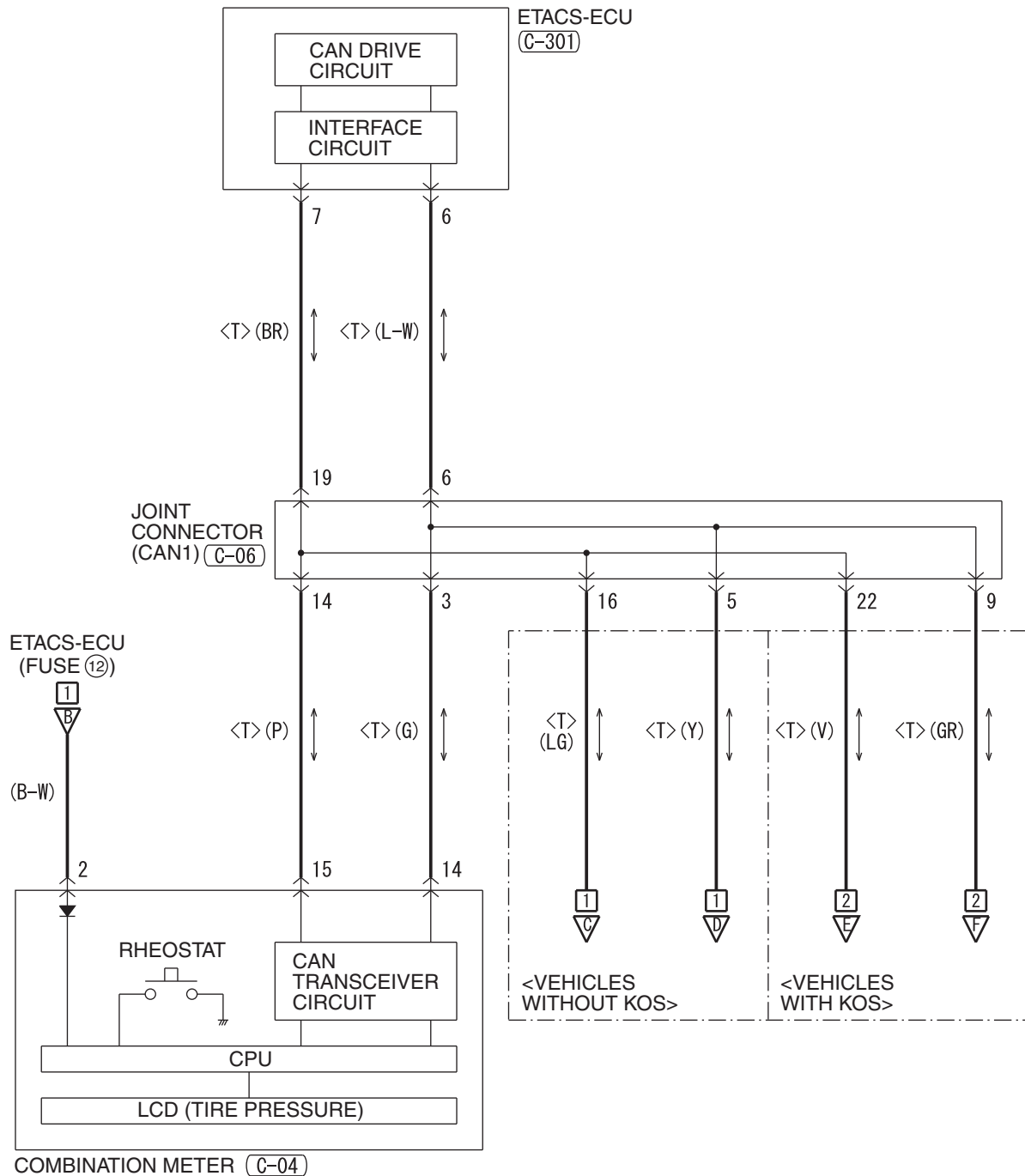
(C-49)



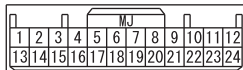
HAH15M17BB

## TIRE PRESSURE MONITORING (TPMS) &lt;TURBO&gt; (CONTINUED)

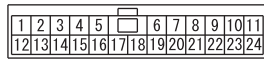
5



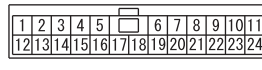
(C-04)



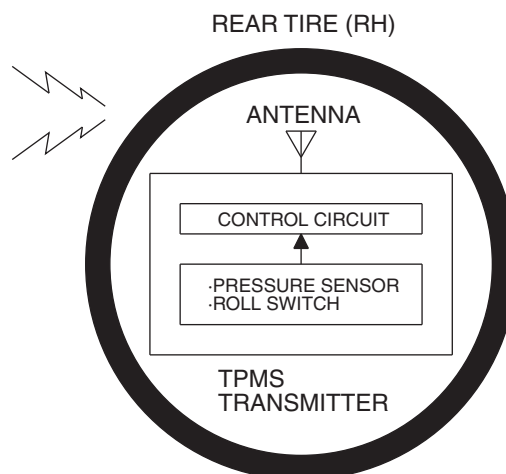
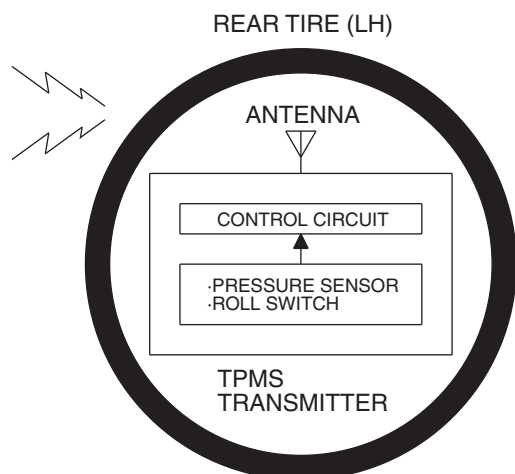
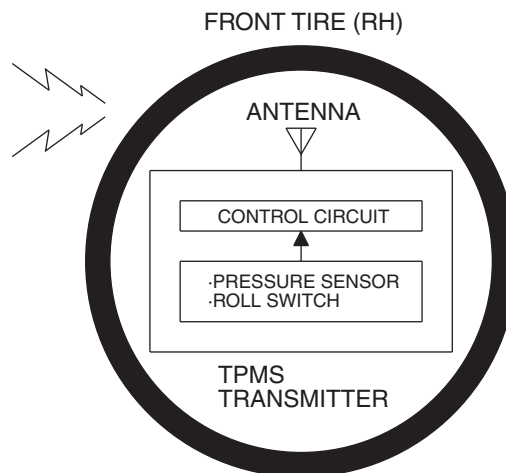
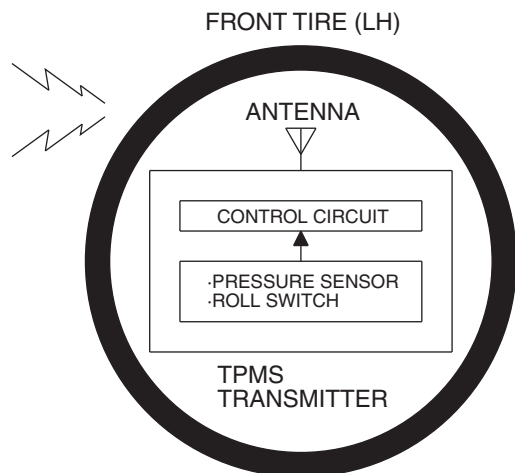
(C-06)



(G-301)



6



**WIRE COLOR CODE**

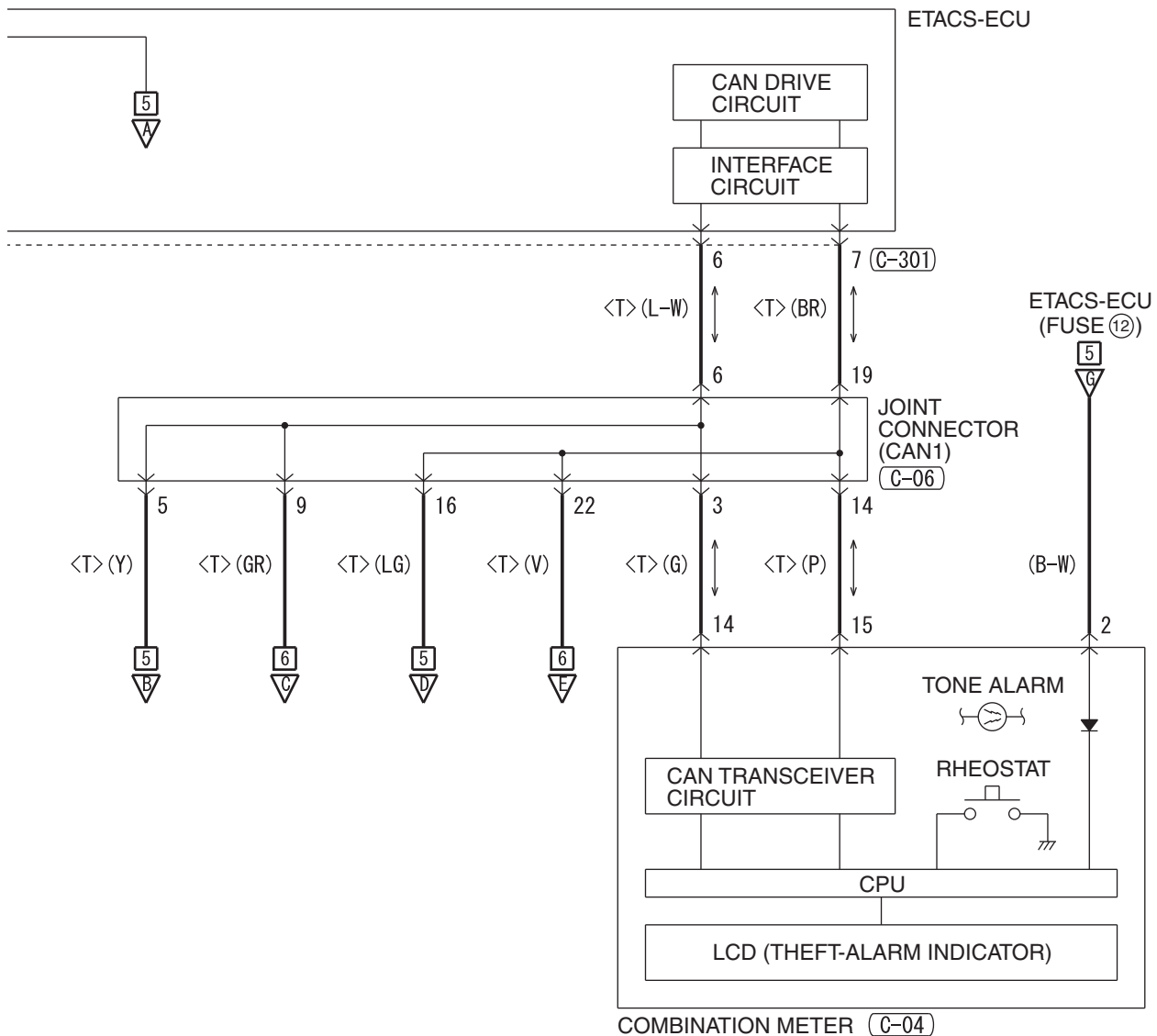
B : BLACK   LG : LIGHT GREEN   G : GREEN   L : BLUE   W : WHITE   Y : YELLOW   SB : SKY BLUE  
 BR : BROWN   O : ORANGE   GR : GRAY   R : RED   P : PINK   V : VIOLET   PU : PURPLE   SI : SILVER

HAH15M17CB

## M1901012401147

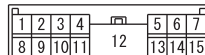






(C-309) (C-312)

(C-317)



WIRE COLOR CODE

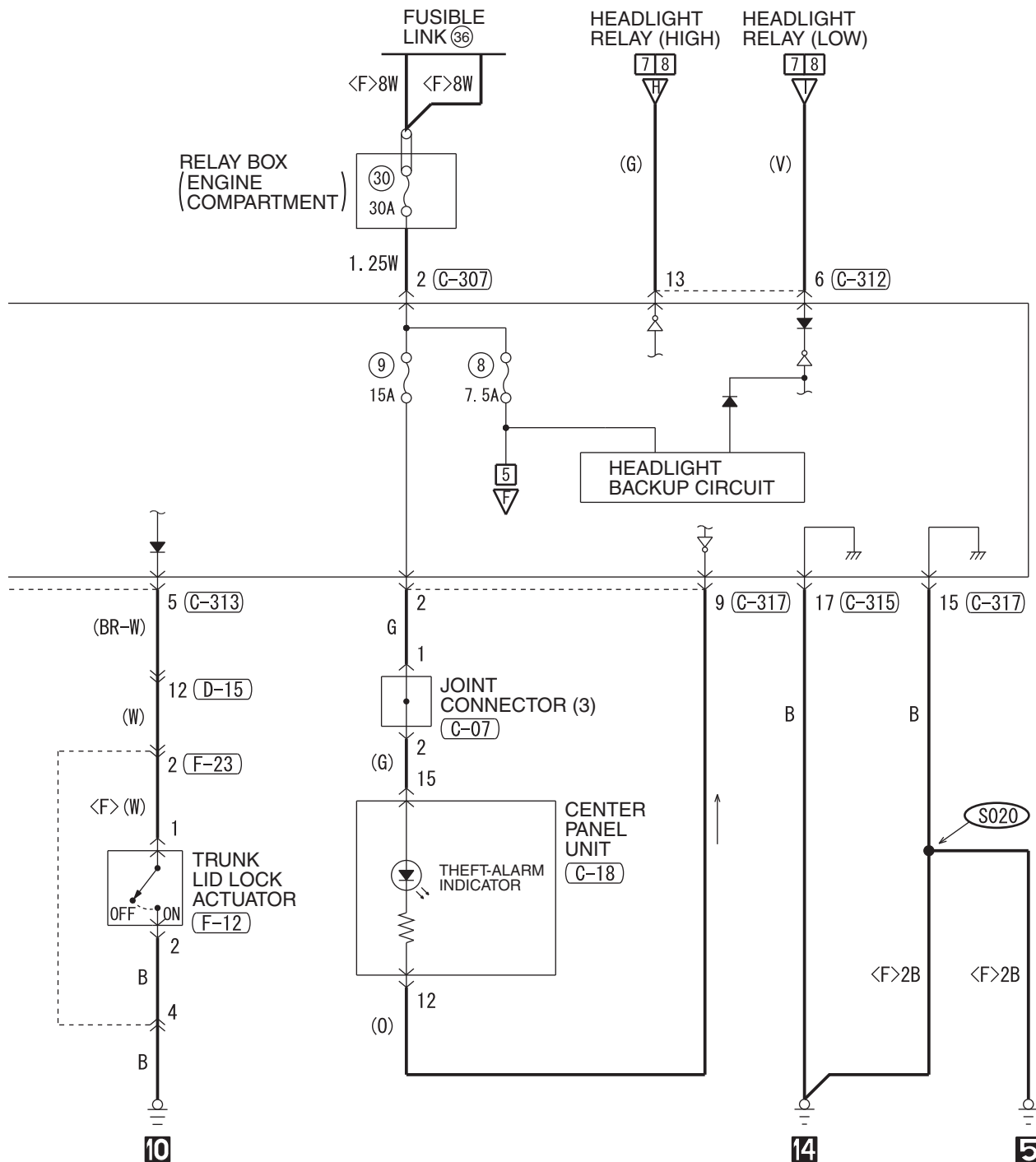
B: BLACK LG: LIGHT GREEN G: GREEN L: BLUE W: WHITE Y: YELLOW SB: SKY BLUE  
BR: BROWN O: ORANGE GR: GRAY R: RED P: PINK V: VIOLET PU: PURPLE SI: SILVER

HAH15M18AB

## 3



4



(C-317)

1	2	3	4	5	6	7
8	9	10	11	12	13	14

(D-07)

1	2	3
---	---	---

(D-15)

1	2	3	4	5	6	7
8	9	10	11	12	13	14
15	16	17	18	19	20	21

(D-16)

1	2	3
---	---	---

(D-24)

1	2	3
---	---	---

(D-39)

1	2	3
---	---	---

(F-12)

1	2	3
---	---	---

(F-23)

1	2	3	4
5	6	7	8
9	10	11	12

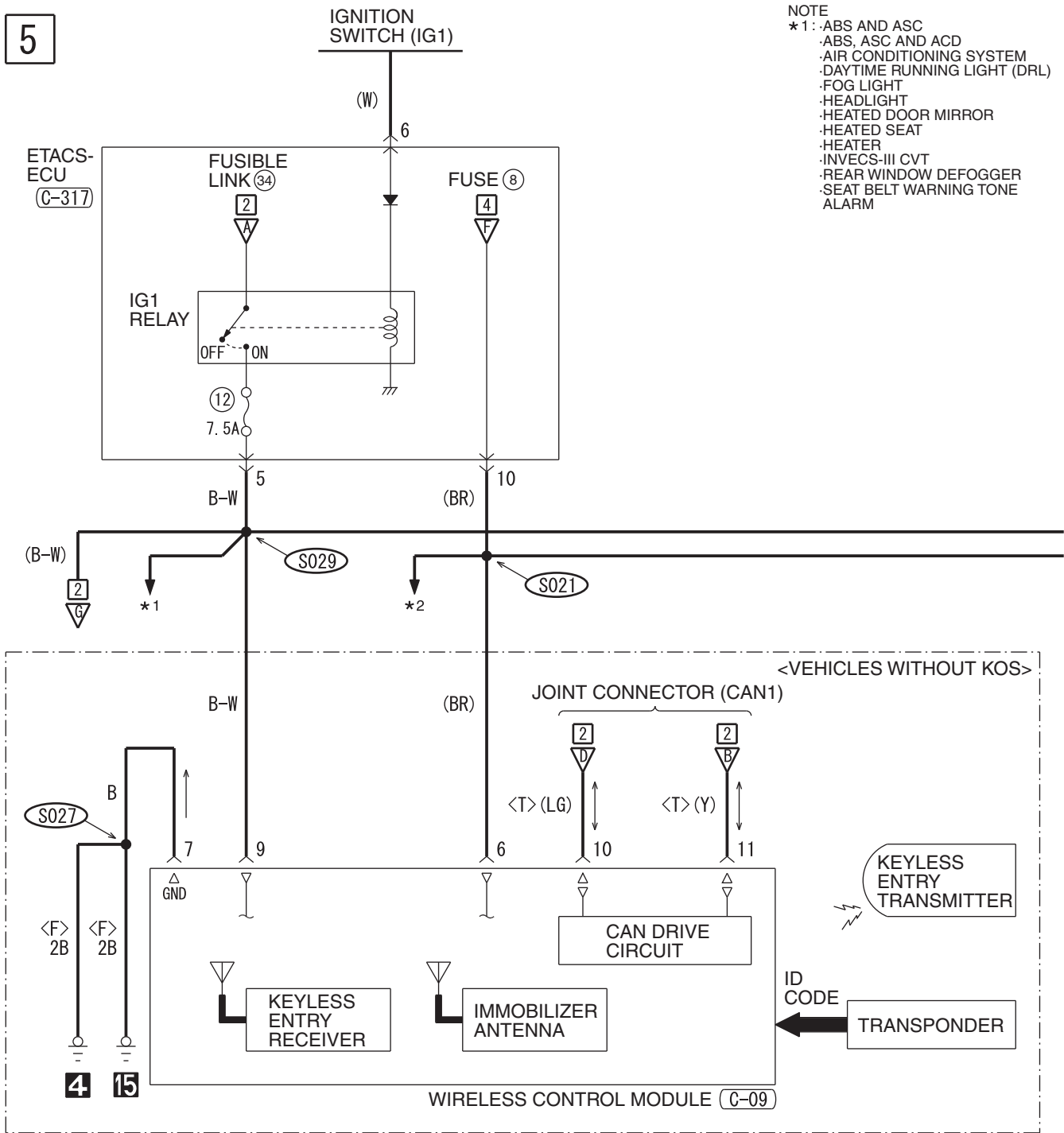
WIRE COLOR CODE

B : BLACK LG : LIGHT GREEN G : GREEN L : BLUE W : WHITE Y : YELLOW SB : SKY BLUE  
BR : BROWN O : ORANGE GR : GRAY R : RED P : PINK V : VIOLET PU : PURPLE SI : SILVER

HAH15M18BB

THEFT-ALARM SYSTEM (CONTINUED)

5



(C-09)

(C-10)

(C-31)

(C-317)

1	2	3	4	5	6
7	8	9	10	11	12

1	2	3	4	5	6
7	8	9	10	11	12

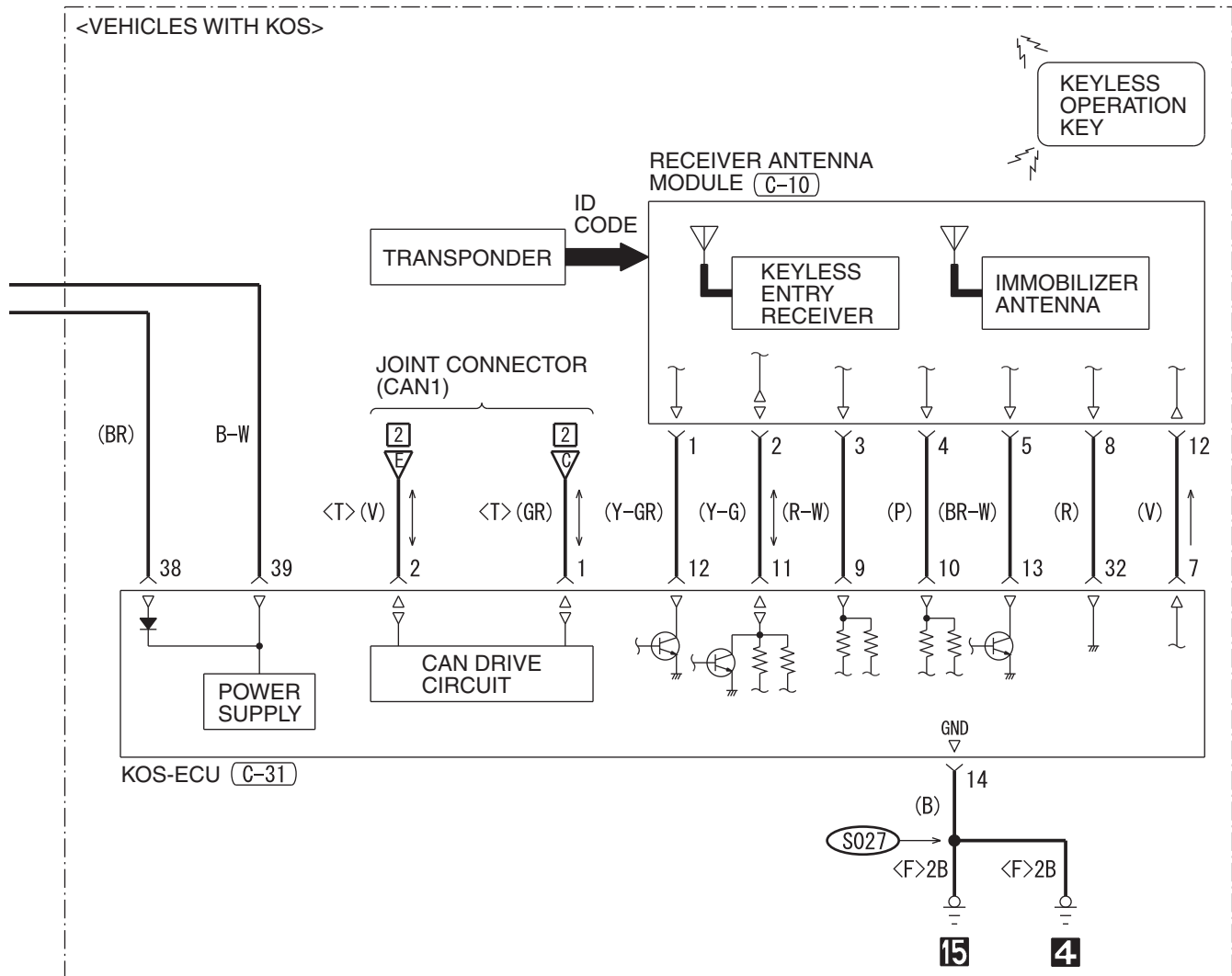
1	2	3	4	5	6	7	8	9	10	11	12	13	14	15	16	17	18	19	20
21	22	23	24	25	26	27	28	29	30	31	32	33	34	35	36	37	38	39	40

1	2	3	4			5	6	7
8	9	10	11	12		13	14	15

·SHIFT LOCK MECHANISM  
·SUNROOF  
·SUPPLEMENTAL RESTRAINT  
SYSTEM (SRS)  
·TAILLIGHT, POSITION LIGHT,  
REAR SIDE MARKER LIGHT,  
LICENSE PLATE LIGHT AND  
LIGHTING MONITOR TONE  
ALARM  
·TC-SST  
·TURN-SIGNAL LIGHT AND  
HAZARD WARNING LIGHT  
·WINDSHIELD WIPER AND WASHER

\*2 : ·AIR CONDITIONING SYSTEM  
·AUDIO SYSTEM  
·BRAKE WARNING LIGHT,  
FUEL WARNING LIGHT AND  
OIL PRESSURE WARNING LIGHT  
·DAYTIME RUNNING LIGHT (DRL)  
·DOME LIGHT, LUGGAGE  
COMPARTMENT LIGHT  
AND IGNITION KEY HOLE  
ILLUMINATION LIGHT  
·FOG LIGHT  
·HEADLIGHT  
·HEATED SEAT  
·HEATER  
·IGNITION KEY REMINDER  
TONE ALARM  
<VEHICLES WITH KOS>

·KEYLESS OPERATING  
SYSTEM (KOS)  
·METER AND GAUGE  
·MITSUBISHI  
MULTI-COMMUNICATION  
SYSTEM (MMCS)  
·PARKING BRAKE REMINDER  
TONE ALARM  
·TAILLIGHT, POSITION LIGHT,  
REAR SIDE MARKER LIGHT,  
LICENSE PLATE LIGHT AND  
LIGHTING MONITOR TONE  
ALARM  
·TURN-SIGNAL LIGHT AND  
HAZARD WARNING LIGHT  
·WINDSHIELD WIPER AND  
WASHER

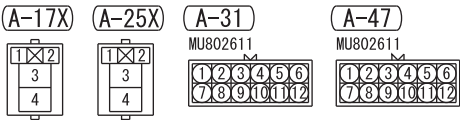
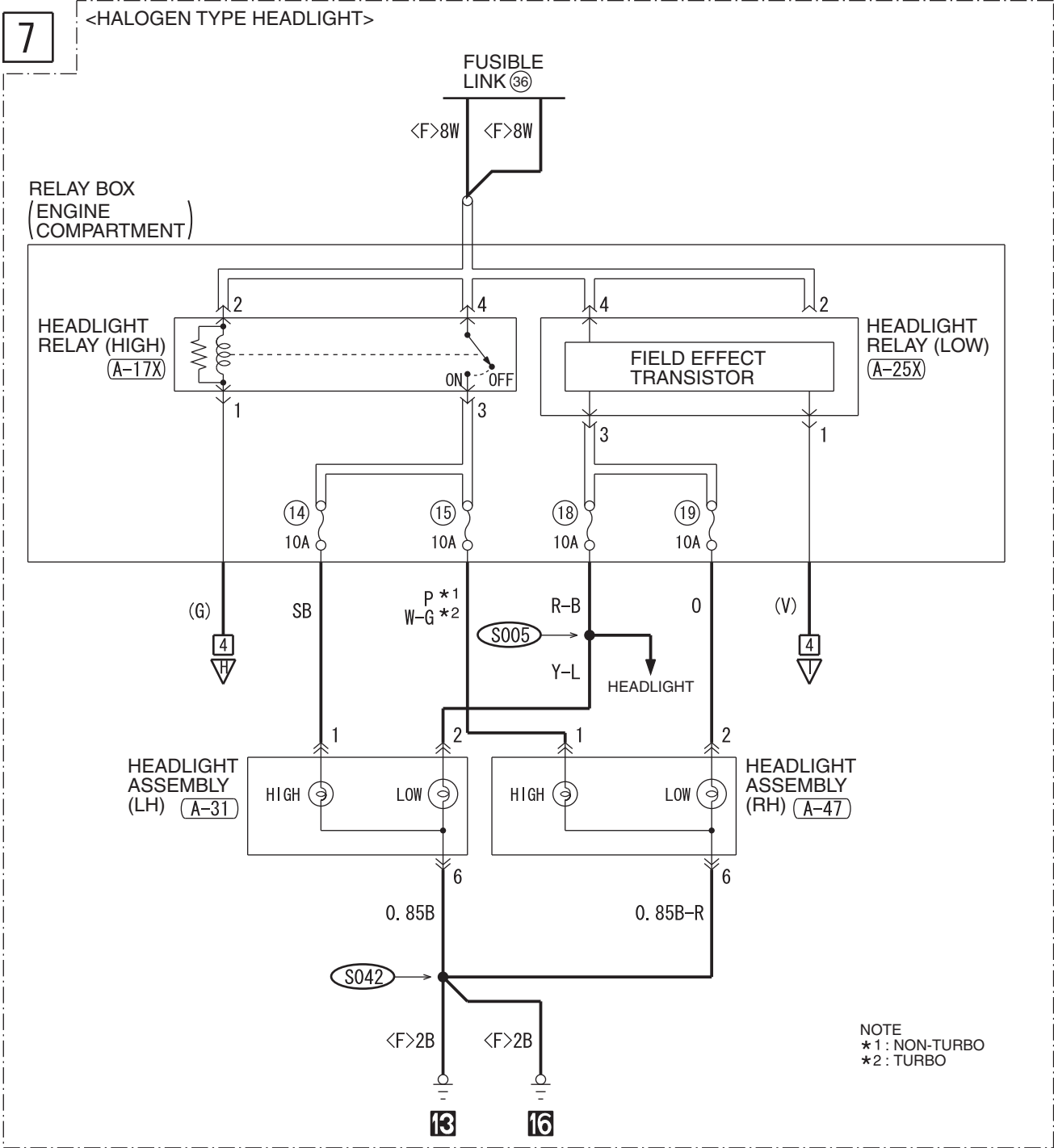


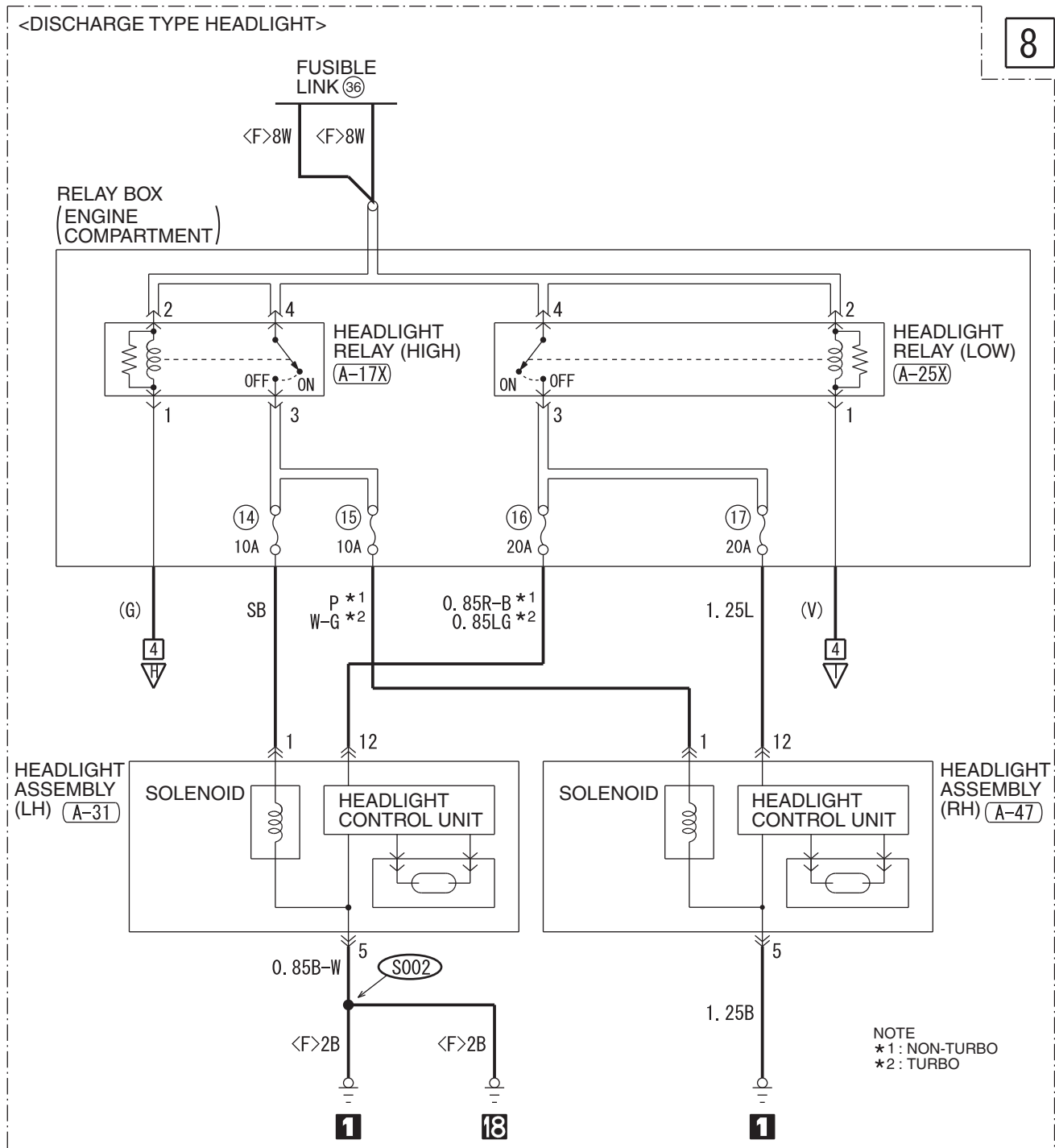
WIRE COLOR CODE

B : BLACK LG : LIGHT GREEN G : GREEN L : BLUE W : WHITE Y : YELLOW SB : SKY BLUE  
BR : BROWN O : ORANGE GR : GRAY R : RED P : PINK V : VIOLET PU : PURPLE SI : SILVER

HAH15M18CB

THEFT-ALARM SYSTEM (CONTINUED)





WIRE COLOR CODE

B : BLACK LG : LIGHT GREEN G : GREEN L : BLUE W : WHITE Y : YELLOW SB : SKY BLUE  
BR : BROWN O : ORANGE GR : GRAY R : RED P : PINK V : VIOLET PU : PURPLE SI : SILVER

HAH15M18DB

---

## NOTES