

ENGINE COMPARTMENT

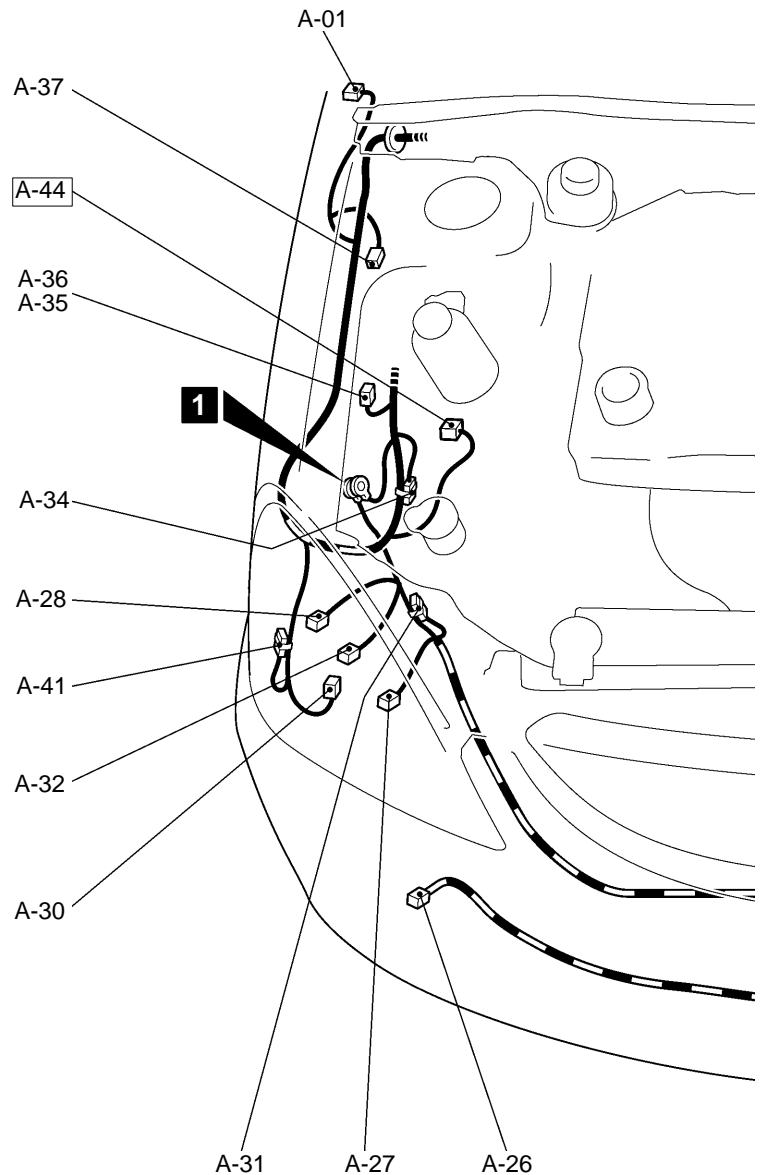
R.H. drive vehicles

Main
Index

Group
TOC

Connector
symbol

A



Connector colour code

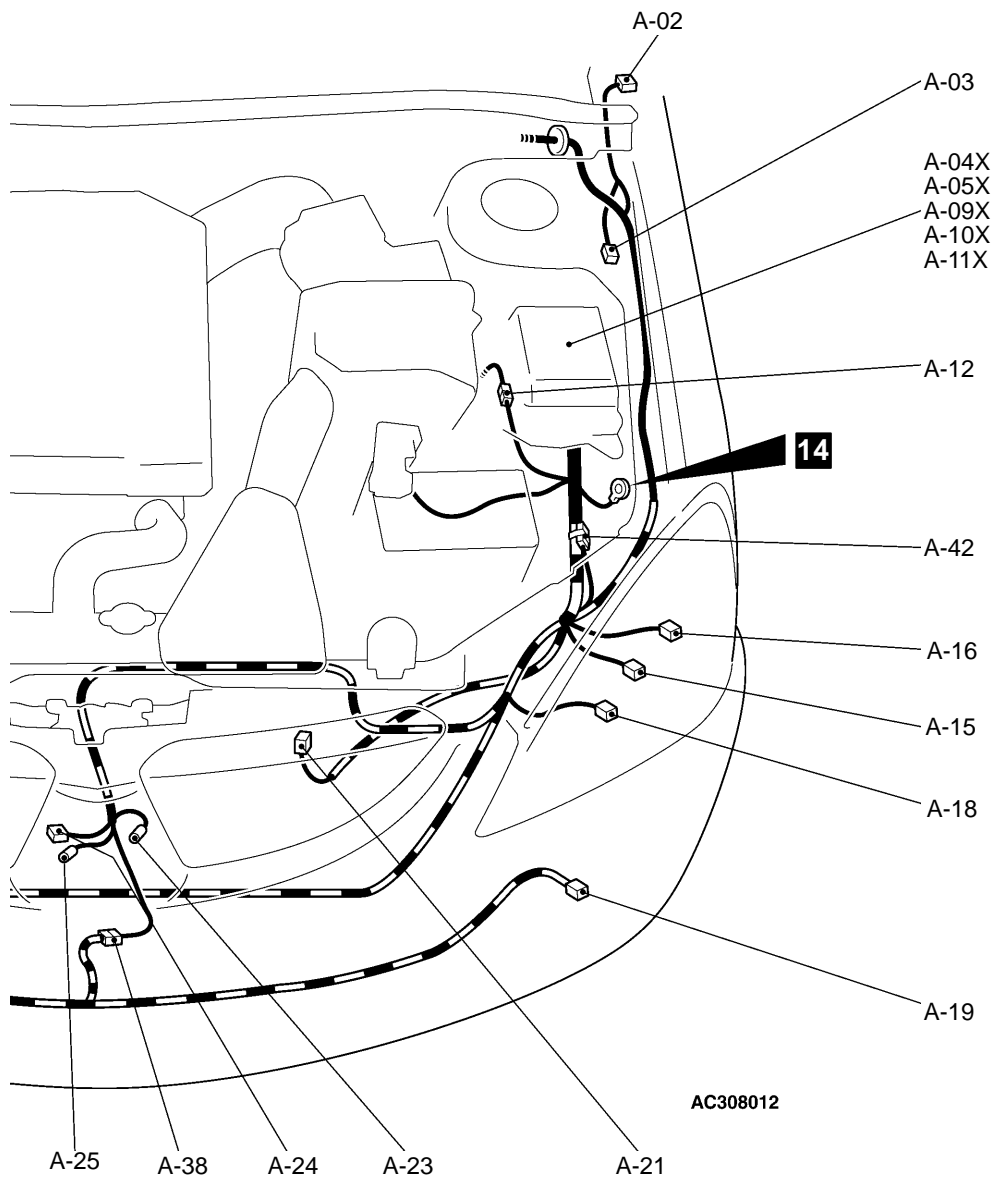
B: Black
Y: Yellow
L: Blue
G: Green
R: Red
BR: Brown
V: Violet
O: Orange
GR: Gray
None: Milk white

A-01 (2-GR)	Side turn signal lamp (RH)	A-15 (2-B)	Position lamp (LH)
A-02 (2-GR)	Side turn signal lamp (LH)	A-16 (3-B)	Headlamp (LH)
A-03 (2-B)	Wheel speed sensor (Front: LH) <ABS>	A-18 (2)	Front turn signal lamp (LH)
A-04X (4)	Front fog lamp relay	A-19 (2-B)	Front fog lamp (LH)
A-05X (4)	Horn relay	A-21 (3-GR)	Fan controller
A-09X (4)	Radiator fan relay	A-23 (1-B)	Horn (HI)
A-10X (11)	Front-ECU	A-24 (2-BR)	Outside thermo sensor <Automatic A/C>
A-11X (11)	Front-ECU	A-25 (1-B)	Horn (LO)
A-12 (2-B)	Front wiring harness (LH) and control wiring harness combination <ABS>	A-26 (2-B)	Front fog lamp (RH)

WIRING HARNESS CONFIGURATION DIAGRAMS

Main
Index

Group
TOC



A-27 (2)	Front turn signal lamp (RH)
A-28 (3-B)	Headlamp (RH)
A-30 (2)	Windshield washer motor
A-31 (1)	Spare connector (for front fog lamp)
A-32 (2-B)	Position lamp (RH)
A-34 (2-GR)	Spare connector (for automatic lamp)
A-35 (3-B)	A/C pressure sensor <CVT>
A-36 (2-BR)	Dual pressure switch <Except CVT>
A-37 (2-B)	Wheel speed sensor (Front: RH) <ABS>

A-38 (2-B)	Front wiring harness (LH) and front bumper wiring harness combination
A-41 (2-G)	No connection
A-42 (2-GR)	No connection
A-44 (4-B)	Auto-cruise control vacuum pump

NOTE

Connector numbers in are connector numbers which have been added.

DASH PANEL

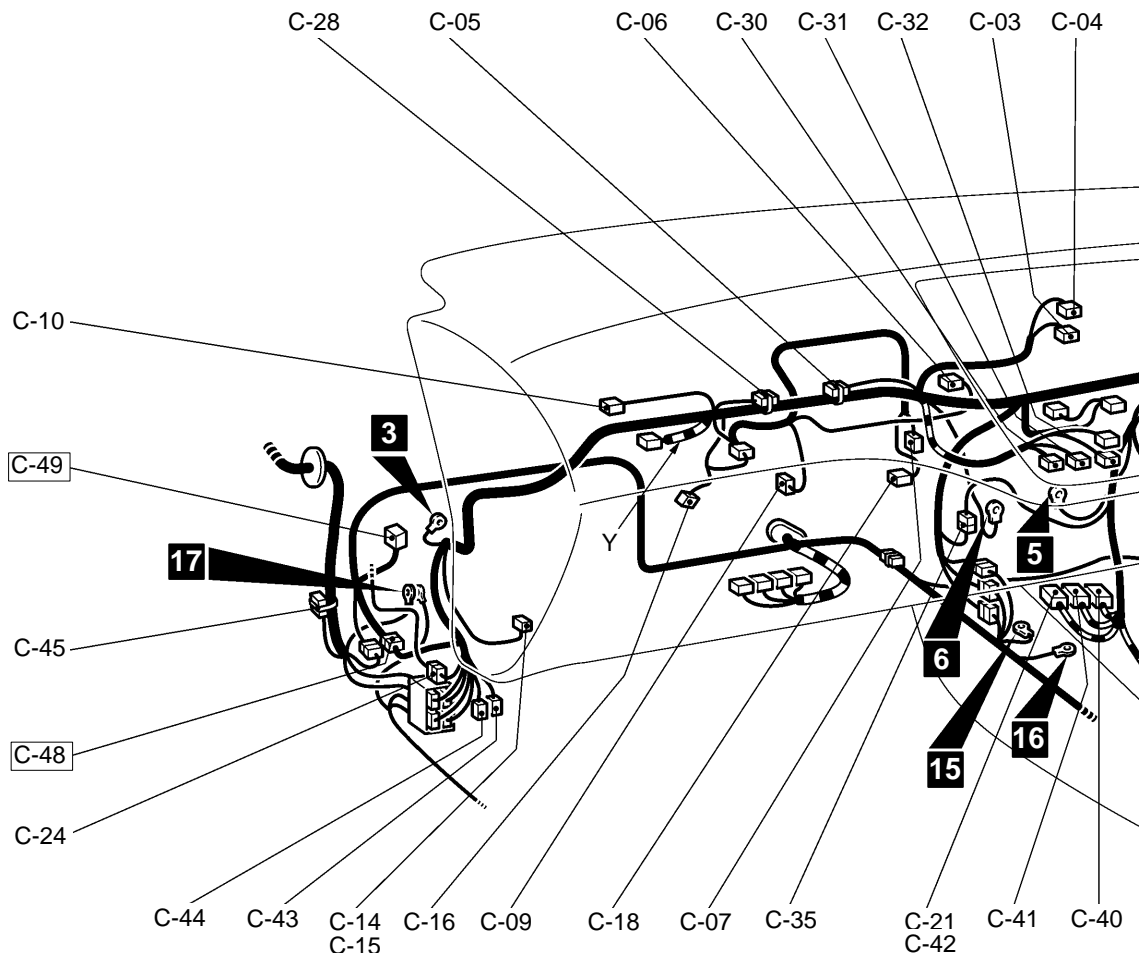
R.H. drive vehicles

Main
Index

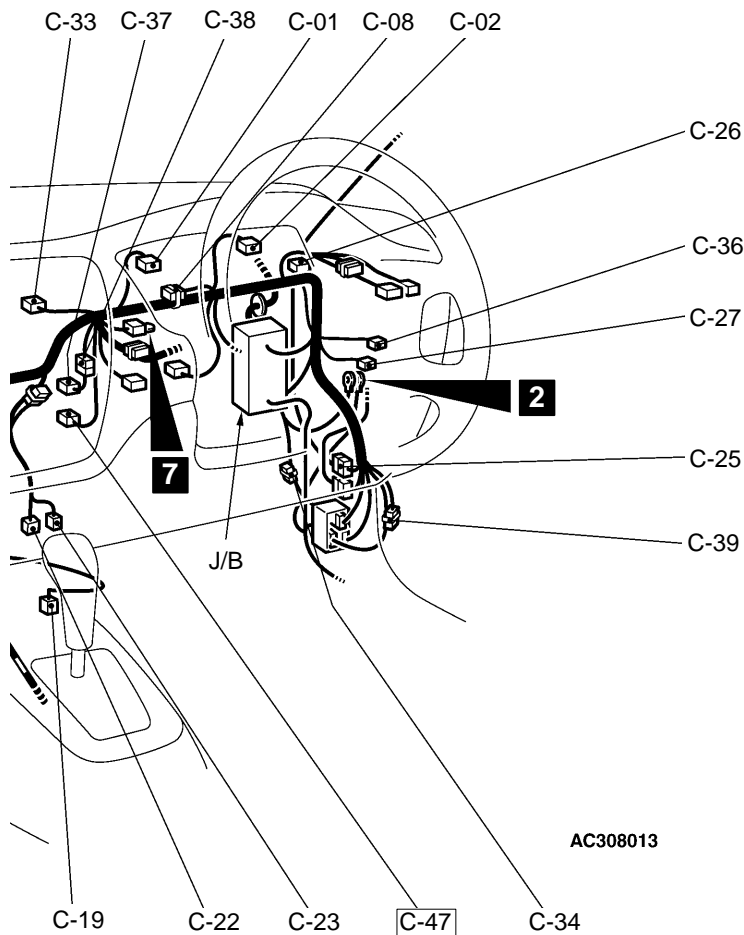
Group
TOC

Connector
symbol

C -01
thru
-49



C-01 (21)	Combination meter	C-19 (4)	Oxygen sensor <Vehicles without EGR system> or Oxygen sensor (Front) <4G13 and 4G18 (Vehicles with catalytic converter and EGR system)> or Oxygen sensor (Rear) <4G15>
C-02 (21-L)	Combination meter	C-21 (20-Y)	SRS-ECU <Except vehicles for Hong Kong>
C-03 (4)	Hazard warning switch	C-22 (16-B)	Diagnosis connector
C-04 (4)	Clock	C-23 (12)	Diagnosis connector
C-05 (22-GR)	J/C (1)	C-24 (16)	Instrument panel wiring harness and front door wiring harness (LH) combination
C-06 (6)	Air mixing door control motor and potentiometer <Automatic A/C>	C-25 (6)	Instrument panel wiring harness and sunroof wiring harness combination <Vehicles with sunroof>
C-07 (2)	Heater water temperature sensor <Automatic A/C>	C-26 (22-B)	J/C (4)
C-08 (22-GR)	J/C (3)		
C-09 (2)	Air thermo sensor <Automatic A/C>		
C-10 (7)	Outside/Inside air selection damper control motor and potentiometer		
C-14 (2)	Blower motor <Heater and manual A/C>		
C-15 (6)	Blower motor <Automatic A/C>		
C-16 (4)	Resistor <Heater and manual A/C>		
C-18 (6)	Mode selection damper control motor and potentiometer <Automatic A/C>		



Connector colour code
 B: Black
 Y: Yellow
 L: Blue
 G: Green
 R: Red
 BR: Brown
 V: Violet
 O: Orange
 GR: Gray
 None: Milk white

C-27 (6-L) Rheostat
 C-28 (13) J/C (5)
 C-30 (16-B) A/C-ECU <Automatic A/C>
 C-31 (20-B) A/C-ECU <Automatic A/C>
 C-32 (12-B) A/C-ECU <Manual A/C> or heater control unit
 C-33 (5) Photo sensor <Automatic A/C>
 C-34 (2) Spare connector (for automatic lamp)
 C-35 (3) Instrument panel wiring harness and instrument panel wiring harness combination <Except vehicles for Hong Kong>
 C-36 (6-GR) No connection <Vehicles for Hong Kong>
 C-37 (2) Clutch switch <4G15-M/T>
 C-38 (2) Instrument panel wiring harness and clutch switch sub wiring harness combination <4G15-M/T>

C-39 (6) No connection <Vehicles for Hong Kong>
 C-40 (20-Y) SRS-ECU <Vehicles for Hong Kong>
 C-41 (28-Y) SRS-ECU <Vehicles for Hong Kong>
 C-42 (20-Y) SRS-ECU <Vehicles for Hong Kong>
 C-43 (2) No connection <Vehicles for Hong Kong>
 C-44 (6) No connection <Vehicles for Hong Kong>
 C-45 (2) No connection <Vehicles for Hong Kong>
 C-47 (2) Clutch switch <Vehicles with auto-cruise>
 C-48 (11-L) Instrument panel wiring harness and control wiring harness combination <Vehicles with auto-cruise>
 C-49 (16-B) Auto-cruise control-ECU

NOTE

Connector numbers in are connector numbers which have been added.

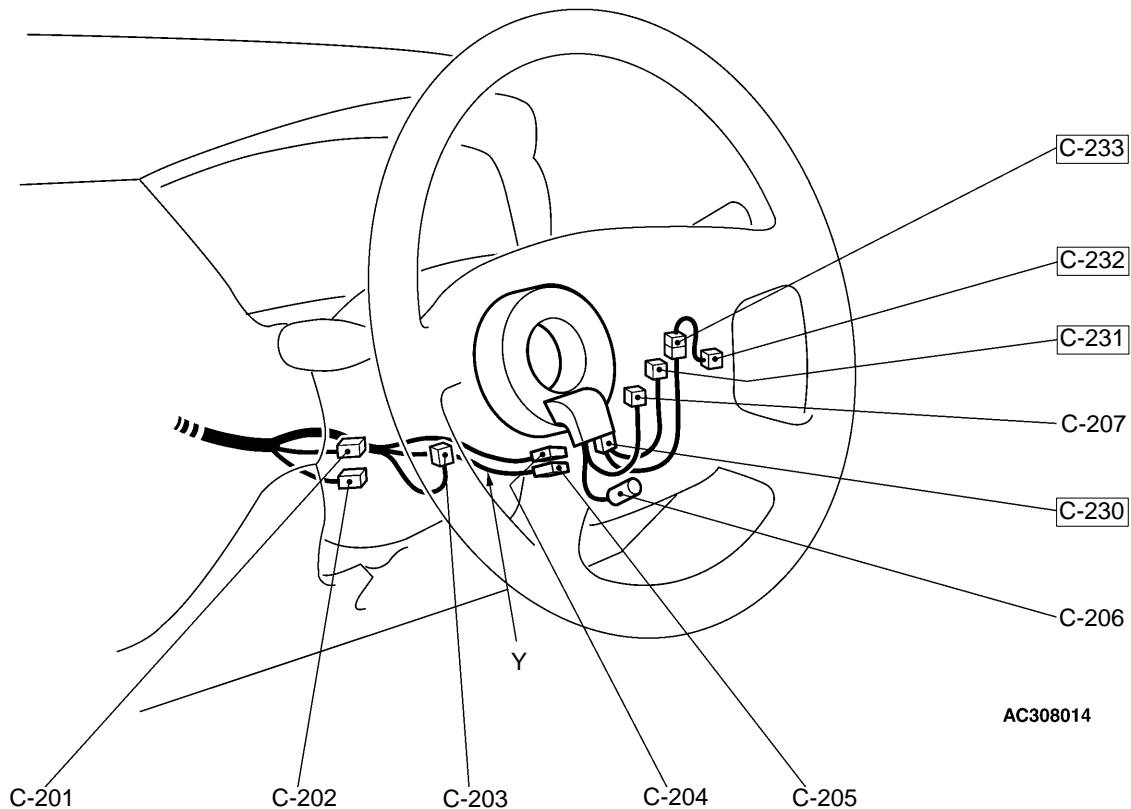
R.H. drive vehicles

Connector
symbol

C

-201
thru
-233

STEERING COLUMN



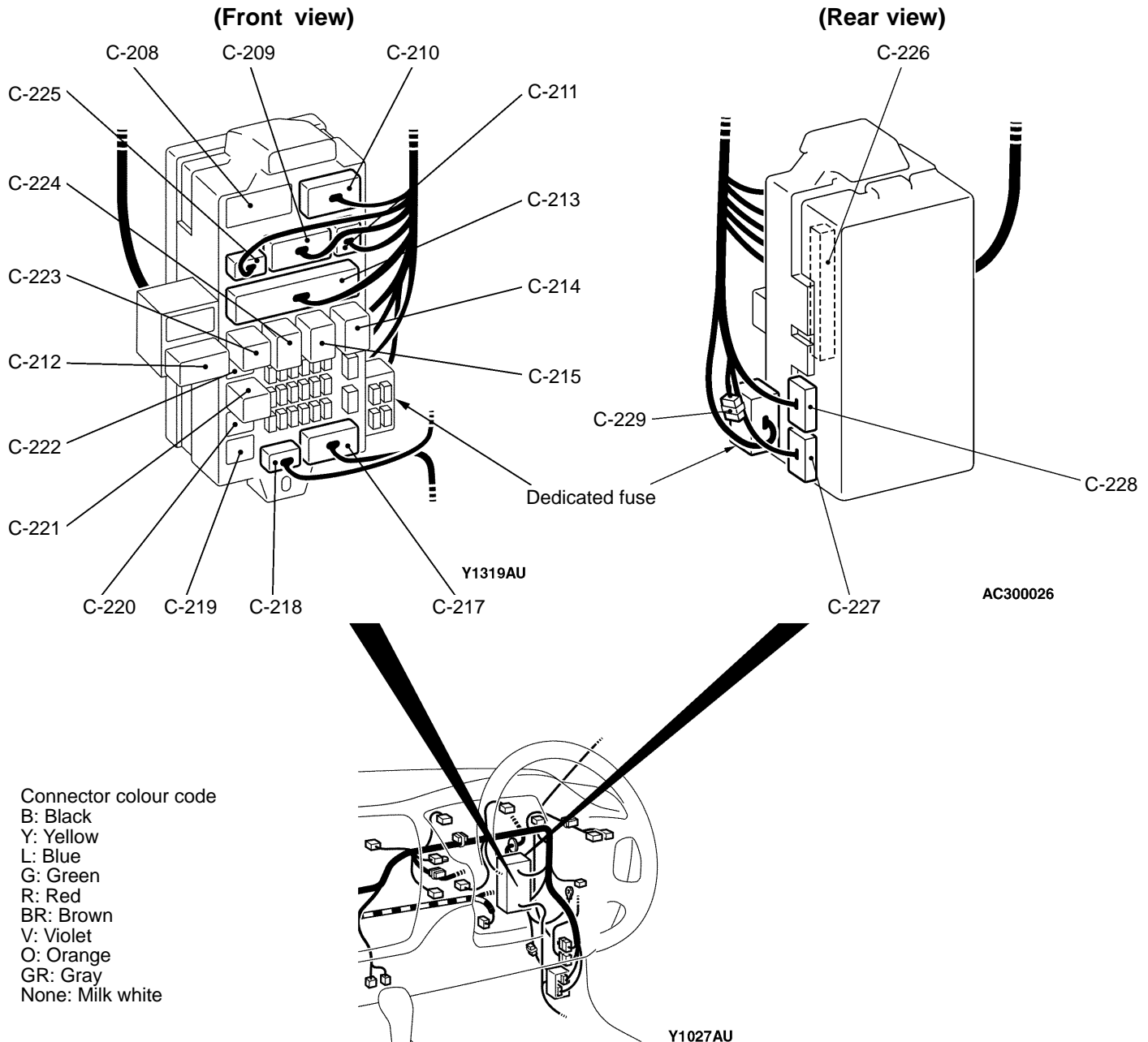
C-201 (6)	Ignition switch	C-211 (1-B)	Instrument panel wiring harness and J/B combination
C-202 (7)	Key reminder switch	C-212 (5)	ABS warning lamp relay <Except vehicles for Hong Kong and Singapore>
C-203 (10)	Column switch	C-213 (28)	Instrument panel wiring harness and J/B combination
C-204 (4-Y)	Clock spring <SRS>	C-214 (5)	Defogger relay
C-205 (6)	Clock spring <SRS>	C-215 (5)	Blower relay
C-206 (1)	Horn switch <SRS>	C-217 (15)	Floor wiring harness (RH) and J/B combination
C-207 (2)	Air bag module (squib) <Driver's side>	C-218 (3)	Roof wiring harness (RH) and J/B combination
C-208 (13)	No connection		
C-209 (14)	Instrument panel wiring harness and J/B combination		
C-210 (6)	Instrument panel wiring harness and J/B combination		

WIRING HARNESS CONFIGURATION DIAGRAMS

Main
Index

Group
TOC

JUNCTION BLOCK



C-219 (4)	No connection
C-220 (4)	No connection
C-221 (4)	Fuel pump relay (2) <MPI, GDI>
C-222 (4)	No connection
C-223 (4)	Fuel pump relay (1) <MPI, GDI>
C-224 (5)	Power window relay
C-225 (2)	Instrument panel wiring harness and J/B combination
C-226 (20)	ETACS-ECU
C-227 (24)	ETACS-ECU
C-228 (24-GR)	ETACS-ECU
C-229 (2)	No connection <Vehicles for Hong Kong>

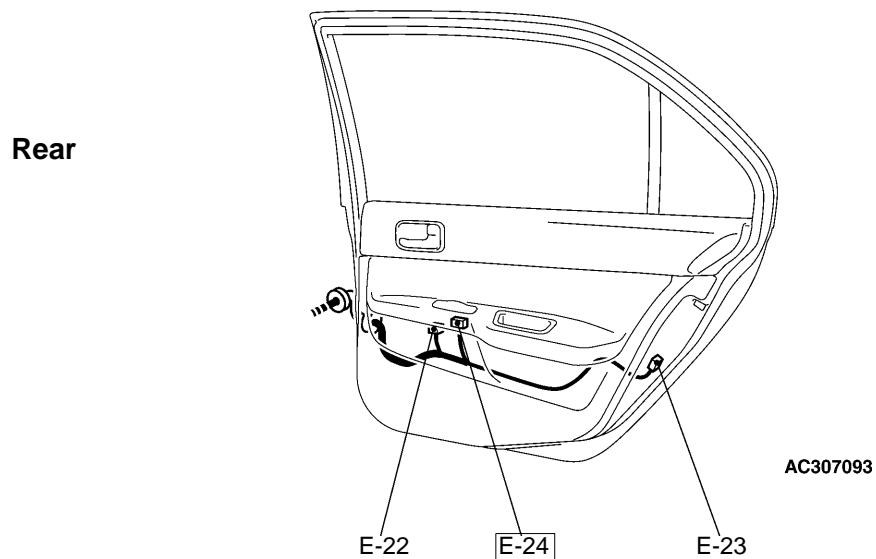
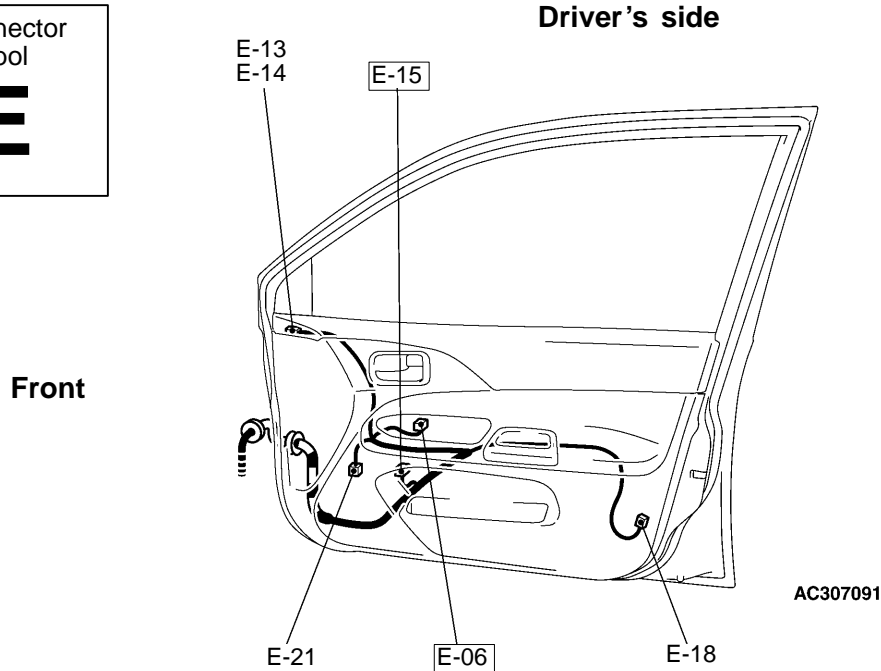
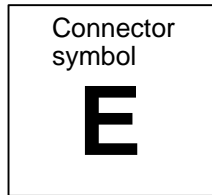
C-230 (5)	Clock spring and clock spring sub wiring harness combination <Vehicles with auto-cruise or steering shift switch>
C-231 (2)	Steering shift switch
C-232 (3-Y)	Auto-cruise control switch
C-233 (3-B)	Clock spring sub wiring harness and auto-cruise control switch sub wiring harness combination

NOTE

Connector numbers in are connector numbers which have been added.

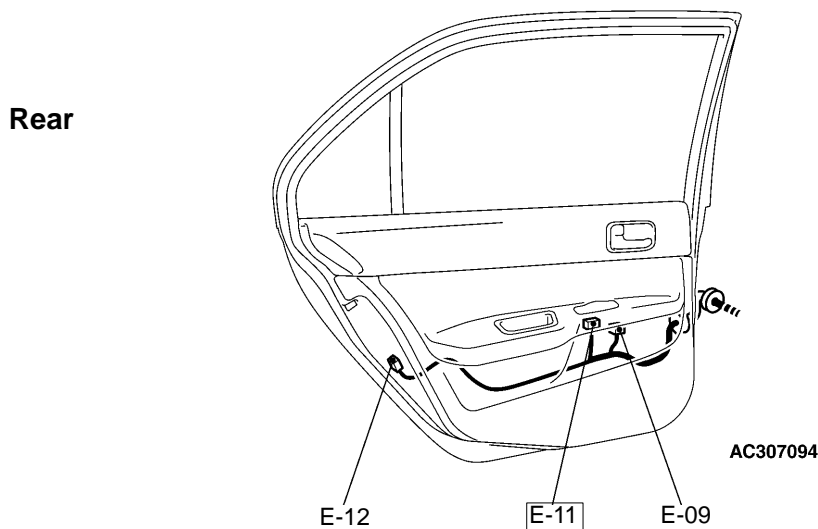
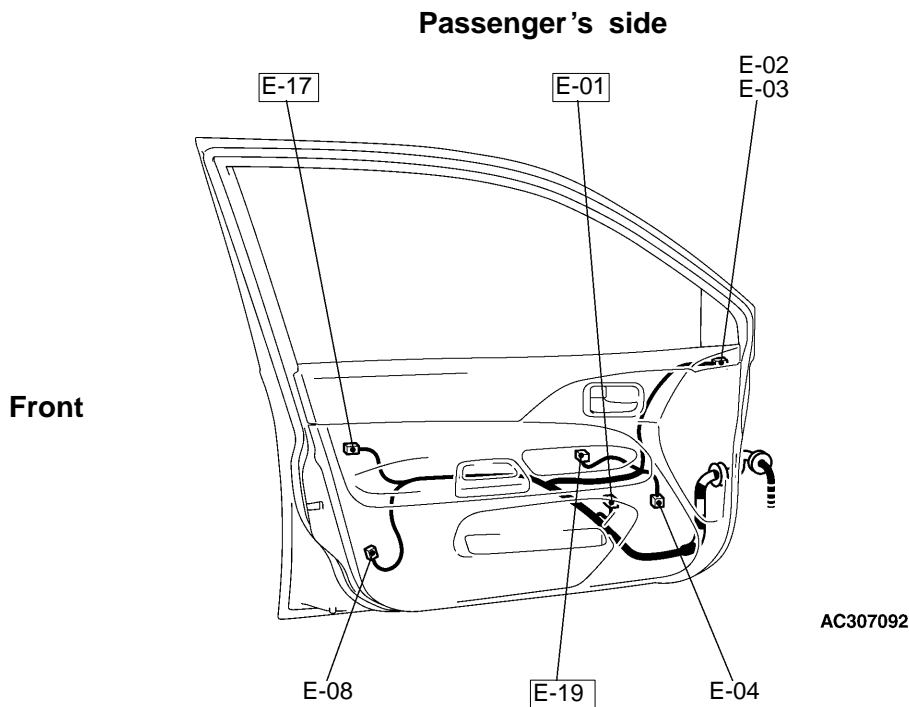
DOOR

R.H. drive vehicles



<u>E-01</u> (6-GR)	Power window motor (Front: LH)
E-02 (3)	Remote controlled mirror (LH) <Vehicles without electric retractable mirror>
E-03 (7)	Remote controlled mirror (LH) <Vehicles with electric retractable mirror>
E-04 (2)	Door speaker (LH)
<u>E-06</u> (14)	Power window main switch
E-08 (6-B)	Door lock actuator (Front: LH)

E-09 (6-GR)	Power window motor (Rear: LH)
<u>E-11</u> (8)	Power window sub switch (Rear: LH)
E-12 (6-B)	Door lock actuator (Rear: LH)
E-13 (3)	Remote controlled mirror (RH) <Vehicles without electric retractable mirror>
E-14 (7)	Remote controlled mirror (RH) <Vehicles with electric retractable mirror>



Connector colour code
 B: Black
 Y: Yellow
 L: Blue
 G: Green
 R: Red
 BR: Brown
 V: Violet
 O: Orange
 GR: Gray
 None: Milk white

E-15 (6-GR)	Power window motor (Front: RH)
E-17 (3-B)	Door lock key cylinder switch (LH)
E-18 (6-B)	Door lock actuator (Front: RH)
E-19 (8)	Power window sub switch (Passenger's side)
E-21 (2)	Door speaker (RH)
E-22 (6-GR)	Power window motor (Rear: RH)

E-23 (6-B)	Door lock actuator (Rear: RH)
E-24 (8)	Power window sub switch (Rear: RH)

NOTE

Connector numbers in are connector numbers which have been added or changed.