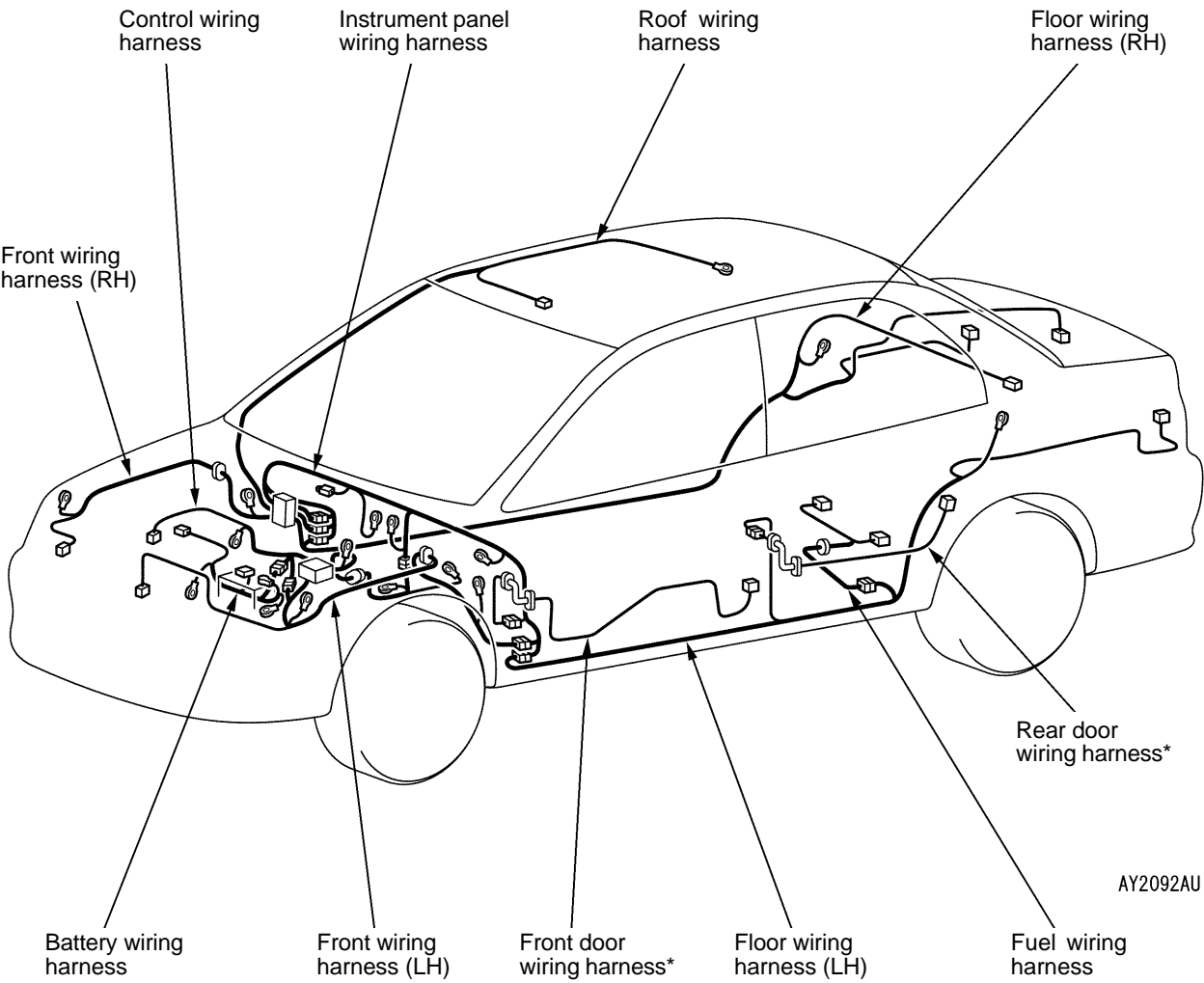


OVERALL WIRING DIAGRAM

NOTE

- (1) This illustration shows only major wiring harnesses.
(2) *: also equipped at the right side.



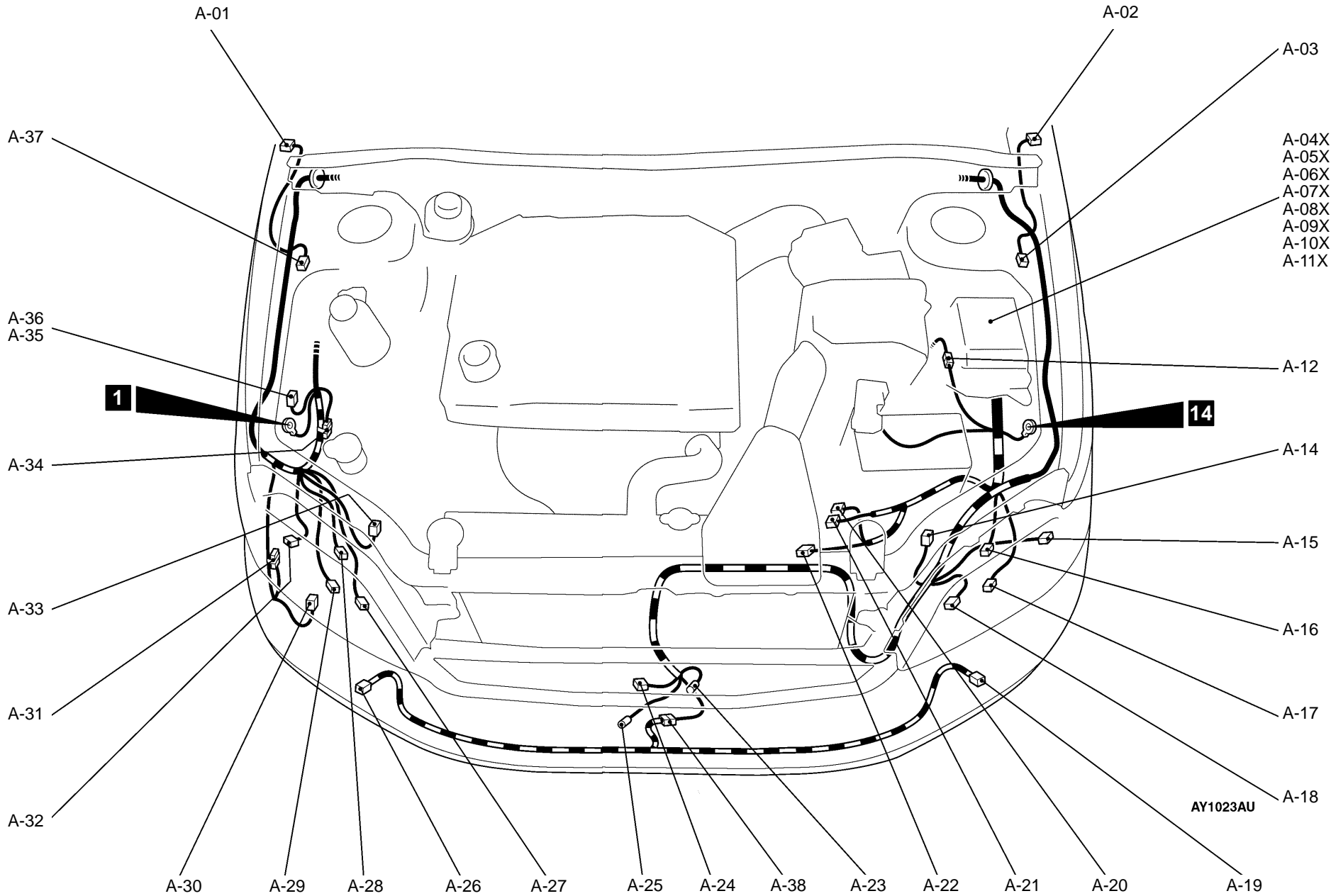
ENGINE COMPARTMENT

R.H. drive vehicles

Connector
symbol

A

Connector colour code
B:Black
Y:Yellow
L:Blue
G:Green
R:Red
BR:Brown
V:Violet
O:Orange
GR:Gray
None: Milk white



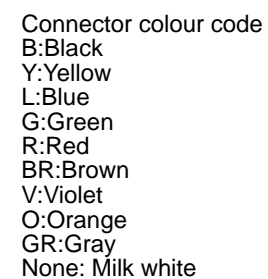
A-01 (2-GR)	Side turn signal lamp (RH)
A-02 (2-GR)	Side turn signal lamp (LH)
A-03 (2-B)	Wheel speed sensor (Front: LH) <ABS>
A-04X (4)	Front fog lamp relay
A-05X (4)	Horn relay
A-06X (4)	Radiator fan relay <Carburettor>
A-07X (4)	Condenser fan relay <Carburettor>
A-08X (4)	Condenser fan control relay <Carburettor>
A-09X (4)	Radiator fan relay <Except carburettor>
A-10X (11)	Front-ECU
A-11X (11)	Front-ECU

A-12 (2-B)	Front wiring harness (LH) and control wiring harness combination <ABS>
A-14 (2-B)	Headlamp (HI: LH) <4 bulb type headlamp>
A-15 (2-B)	Position lamp (LH) <2 bulb type headlamp>
A-16 (3-B)	Headlamp (LH)
A-17 (3-B)	Front combination lamp (LH) <4 bulb type headlamp>
A-18 (2-BR)	Front turn signal lamp (LH) <2 bulb type headlamp>
A-19 (2-B)	Front fog lamp (LH)

A-20 (4-GR)	Radiator fan assembly <Carburettor>
A-21 (3-GR)	Fan controller <Except carburettor>
A-22 (2-GR)	Condenser fan motor <Carburettor>
A-23 (1-B)	Horn (HI)
A-24 (2-BR)	Outside thermo sensor <Automatic A/C>
A-25 (1-B)	Horn (LO)
A-26 (2-B)	Front fog lamp (RH)
A-27 (2-BR)	Front turn signal lamp (RH) <2 bulb type headlamp>
A-28 (3-B)	Headlamp (RH)
A-29 (3-B)	Front combination lamp (RH) <4 bulb type headlamp>

A-30 (2)	Windshield washer motor
A-31 (1)	Spare connector (for front fog lamp)
A-32 (2-B)	Position lamp (RH) <2 bulb type headlamp>
A-33 (2-B)	Headlamp (HI: RH) <4 bulb type headlamp>
A-34 (2)	Spare connector (for automatic lamp)
A-35 (3-B)	A/C pressure sensor <CVT>
A-36 (2-BR)	Dual pressure switch <Except CVT>
A-37 (2-B)	Wheel speed sensor (Front: RH) <ABS>
A-38 (2-B)	Front wiring harness (LH) and front bumper wiring harness combination

4G9-MPI-M/T, 4A/T <R.H. drive vehicles>



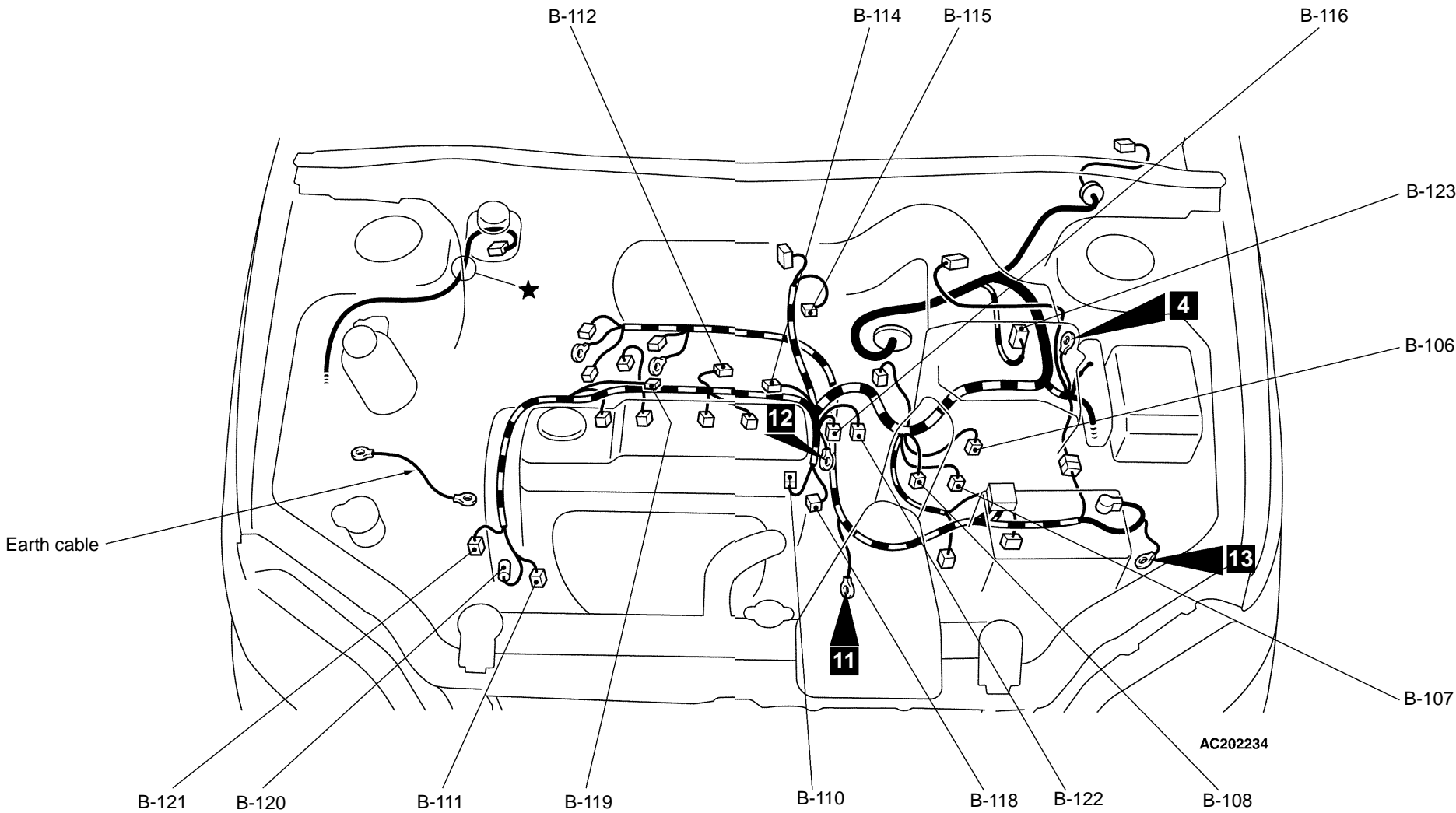
B-01 (5-GR)	Windshield wiper motor	B-10X (4)	A/T control relay	B-16 (10-B)	Inhibitor switch <A/T>	B-23 (2-B)	Purge control solenoid valve
B-02 (3-GR)	Throttle position sensor	B-11X (4)	Engine control relay	B-18 (1)	Starter	B-24 (2-GR)	Injector 4
B-03 (3-B)	Vehicle speed sensor <M/T>	B-12X (4)	A/C compressor relay	B-19 (1-B)	Starter	B-25 (2-GR)	Injector 3
B-04 (2-GR)	Brake fluid level switch	B-14 (6-B)	Control wiring harness and battery wiring	B-20 (1-B)	Oil pressure switch	B-26 (2-GR)	Injector 2
B-05X (1)	Engine speed detection connector		harness combination	B-21 (1)	Alternator	B-27 (2-GR)	Injector 1
B-09X (4)	Ignition coil relay	B-15 (10-GR)	A/T control solenoid valve assembly	B-22 (4-GR)	Alternator	B-31 (7-B)	Air flow sensor

ENGINE AND TRANSMISSION ASSEMBLY

4G9-MPI-M/T, 4A/T <R.H. drive vehicles>

Connector
symbol

B -106
thru
-123



Connector colour code
B:Black
Y:Yellow
L:Blue
G:Green
R:Red
BR:Brown
V:Violet
O:Orange
GR:Gray
None: Milk white

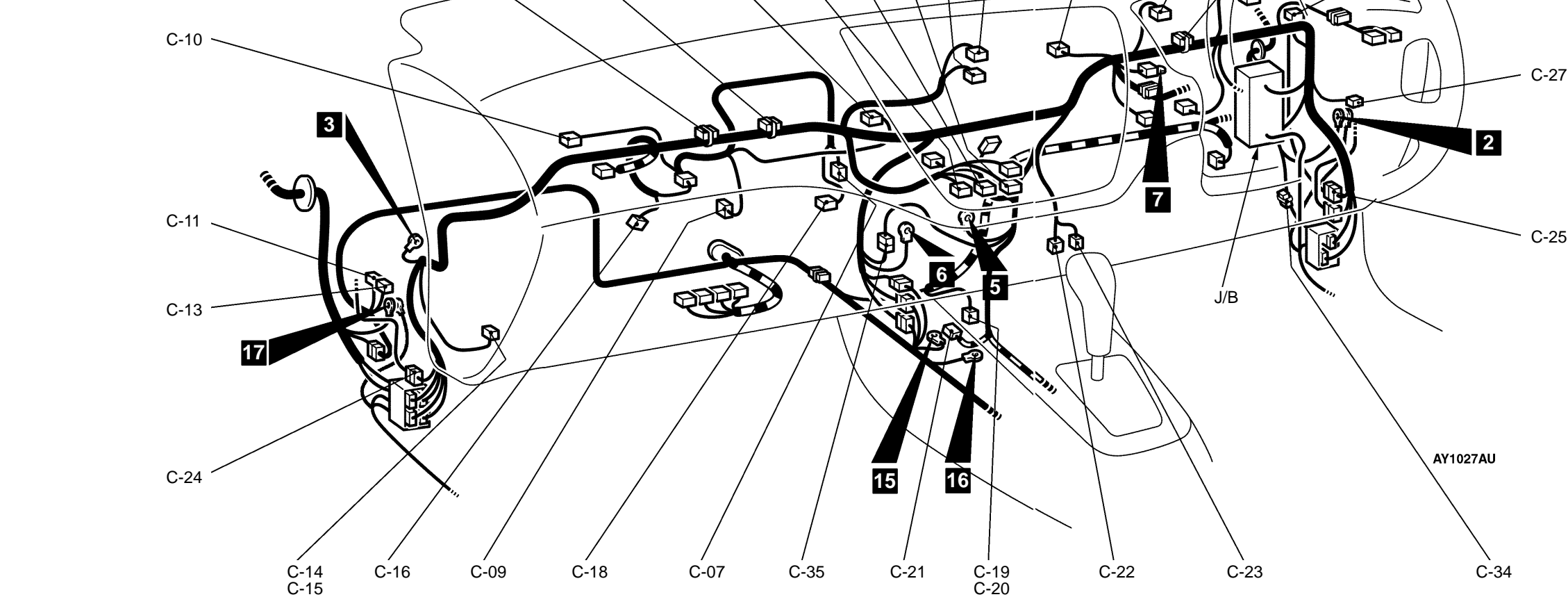
B-106 (3-GR)	Output shaft speed sensor <A/T>	B-111 (1-B)	A/C compressor assembly	B-116 (3-B)	Camshaft position sensor	B-120 (1)	Power steering oil pressure switch
B-107 (3-B)	Input shaft speed sensor <A/T>	B-112 (2-BR)	EGR solenoid valve	B-118 (2-B)	Engine coolant temperature sensor	B-121 (3-B)	Crank angle sensor
B-108 (2-B)	Back-up lamp switch <M/T>	B-114 (3-GR)	Ignition coil 1	B-119 (3-GR)	Ignition coil 2	B-122 (2-GR)	Detonation sensor
B-110 (1-B)	Engine coolant temperature gauge unit	B-115 (6-B)	Idle speed control servo			B-123 (28-GR)	ABS-ECU

DASH PANEL

R.H. drive vehicles

Connector
symbol

C
-01
thru
-35



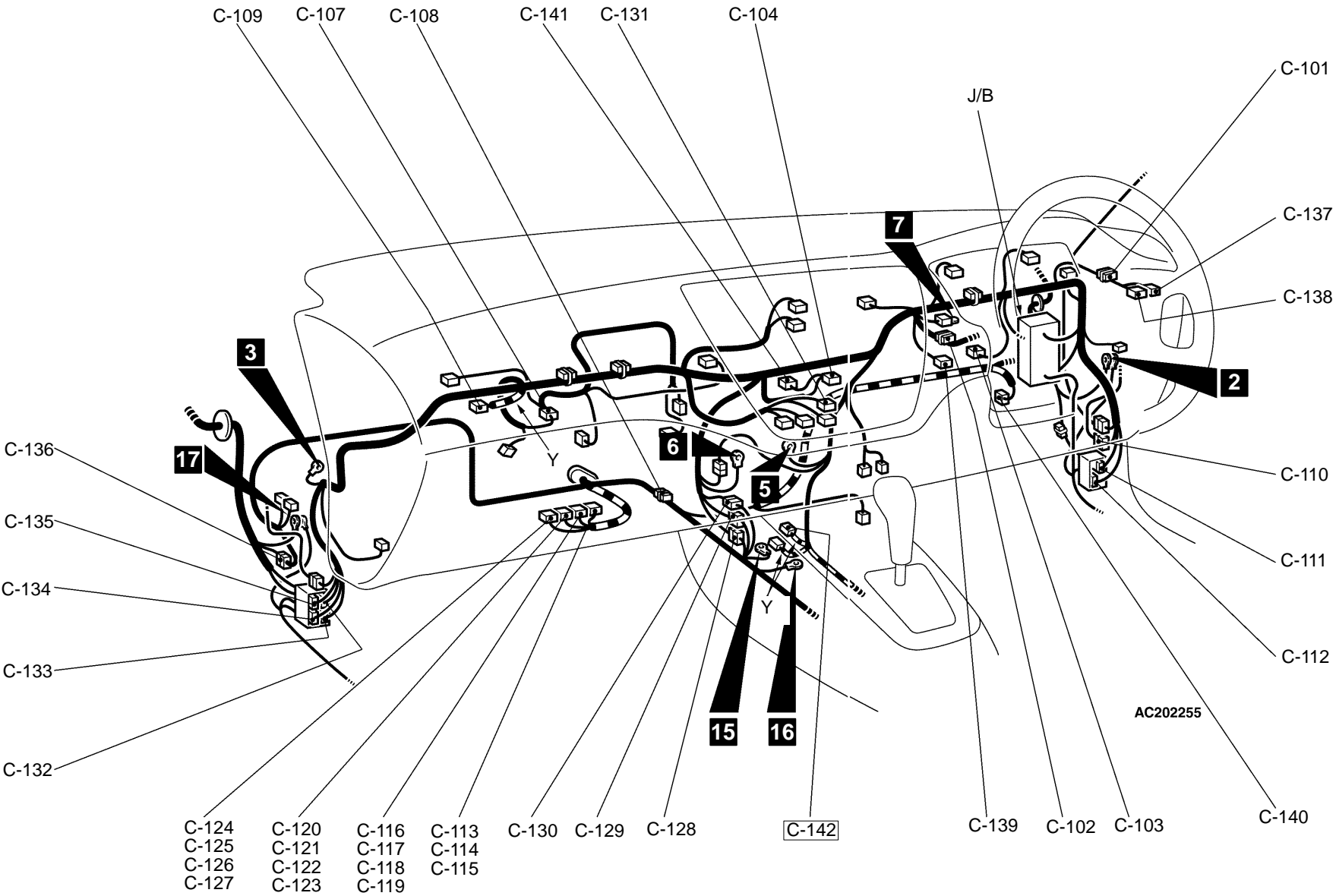
Connector colour code
B:Black
Y:Yellow
L:Blue
G:Green
R:Red
BR:Brown
V:Violet
O:Orange
GR:Gray
None: Milk white

C-01 (21)	Combination meter	C-11 (4)	Ignition timer relay <Carburettor>	C-20 (2)	Catalytic temperature sensor <GDI>	C-28 (13)	J/C (5)
C-02 (21-L)	Combination meter	C-13 (26-Y)	Throttle valve controller <GDI>	C-21 (20-Y)	SRS-ECU	C-30 (16)	A/C-ECU <Automatic A/C>
C-03 (4)	Hazard warning switch	C-14 (2)	Blower motor <Manual A/C>	C-22 (16-B)	Diagnosis connector	C-31 (20-B)	A/C-ECU <Automatic A/C>
C-04 (4)	Clock	C-15 (6)	Blower motor <Automatic A/C>	C-23 (12)	Diagnosis connector	C-32 (12-B)	A/C-ECU <Manual A/C> or heater control unit
C-05 (22-GR)	J/C (1)	C-16 (4)	Resistor	C-24 (16)	Instrument panel wiring harness and front door wiring harness (LH) combination	C-33 (5)	Photo sensor <Automatic A/C>
C-06 (6)	Air mixing door control motor and potentiometer <Automatic A/C>	C-18 (6)	Mode selection damper control motor and potensiometer <Automatic A/C>	C-25 (6)	Instrument panel wiring harness and sunroof wiring harness combination <Vehicles with sunroof>	C-34 (2)	Spare connector (for automatic lamp)
C-07 (2)	Heater water temperature sensor <Automatic A/C>	C-19 (4)	Oxygen sensor <MPI (Except vehicles for Singapore)> or Oxygen sensor (Front) <MPI (Vehicles for Singapore)>	C-26 (22-B)	J/C (4)	C-35 (3)	Instrument panel wiring harness and instrument panel wiring harness combination
C-08 (22-GR)	J/C (3)			C-27 (6-L)	Rheostat		
C-09 (2)	Air thermo sensor <Automatic A/C>						
C-10 (7)	Outside/Inside air selection damper control motor and potensiometer						

DASH PANEL

R.H. drive vehicles

Connector
symbol
C -101
thru
-142



Connector colour code
B:Black
Y:Yellow
L:Blue
G:Green
R:Red
BR:Brown
V:Violet
O:Orange
GR:Gray
None: Milk white

C-101 (1)	Spare connector (for front fog lamp switch)	C-111 (25)	Front wiring harness (RH) and instrument panel wiring harness combination	C-125 (35-GR)	Engine-A/T-ECU <MPI-A/T>	C-134 (11-GR)	Instrument panel wiring harness and floor wiring harness (LH) combination
C-102 (22-L)	J/C (2)	C-112 (13)	Instrument panel wiring harness and floor wiring harness (RH) combination	C-126 (26-Y)	Engine-ECU <M/T>	C-135 (25)	Front wiring harness (LH) and instrument panel wiring harness combination
C-103 (4)	Stop lamp switch	C-113 (30-GR)	Engine-CVT-ECU <MPI-CVT, GDI>	C-127 (26)	A/T-ECU <Carburettor-A/T>	C-136 (12)	Front wiring harness (LH) and control wiring harness combination
C-104 (14)	Radio and tape player or CD player	C-114 (30-GR)	Engine-A/T-ECU <MPI-A/T>	C-128 (22-L)	Instrument panel wiring harness and control wiring harness combination	C-137 (6)	Fog lamp switch
C-107 (7)	Instrument panel wiring harness and A/C wiring harness combination	C-115 (22-Y)	Engine-ECU <M/T>	C-129 (10-GR)	Instrument panel wiring harness and control wiring harness combination	C-138 (11-GR)	Remote controlled mirror switch
(13)	Instrument panel wiring harness and A/C wiring harness combination	C-116 (28-GR)	Engine-CVT-ECU <MPI-CVT, GDI>	C-130 (25)	Instrument panel wiring harness and control wiring harness combination	C-139 (2-B)	Inside air temperature sensor <Automatic A/C>
	<Automatic A/C>	C-117 (28-GR)	Engine-A/T-ECU <MPI-A/T>	C-131 (6)	Blower switch	C-140 (8-GR)	Accelerator pedal position sensor <GDI>
C-108 (33)	J/C (6) <Except carburettor>	C-118 (12-Y)	Engine-ECU <M/T>	C-132 (3)	Front wiring harness (LH) and instrument panel wiring harness combination	C-141 (1)	Antenna
C-109 (2-R)	Air bag module (squib) <Passenger's side>	C-119 (22)	A/T-ECU <Carburettor-A/T>	C-133 (13)	Instrument panel wiring harness and floor wiring harness (LH) combination	C-142 (22-Y)	SRS-ECU
C-110 (20)	Instrument panel wiring harness and front door wiring harness (RH) combination	C-120 (26-GR)	Engine-CVT-ECU <MPI-CVT, GDI>				
		C-121 (26-GR)	Engine-A/T-ECU <MPI-A/T>				
		C-122 (16-Y)	Engine-ECU <M/T>				
		C-123 (16)	A/T-ECU <Carburettor-A/T>				
		C-124 (35-GR)	Engine-CVT-ECU <MPI-CVT, GDI>				

NOTE
Connector numbers enclosed by a box means connectors of which have been added.

DASH PANEL

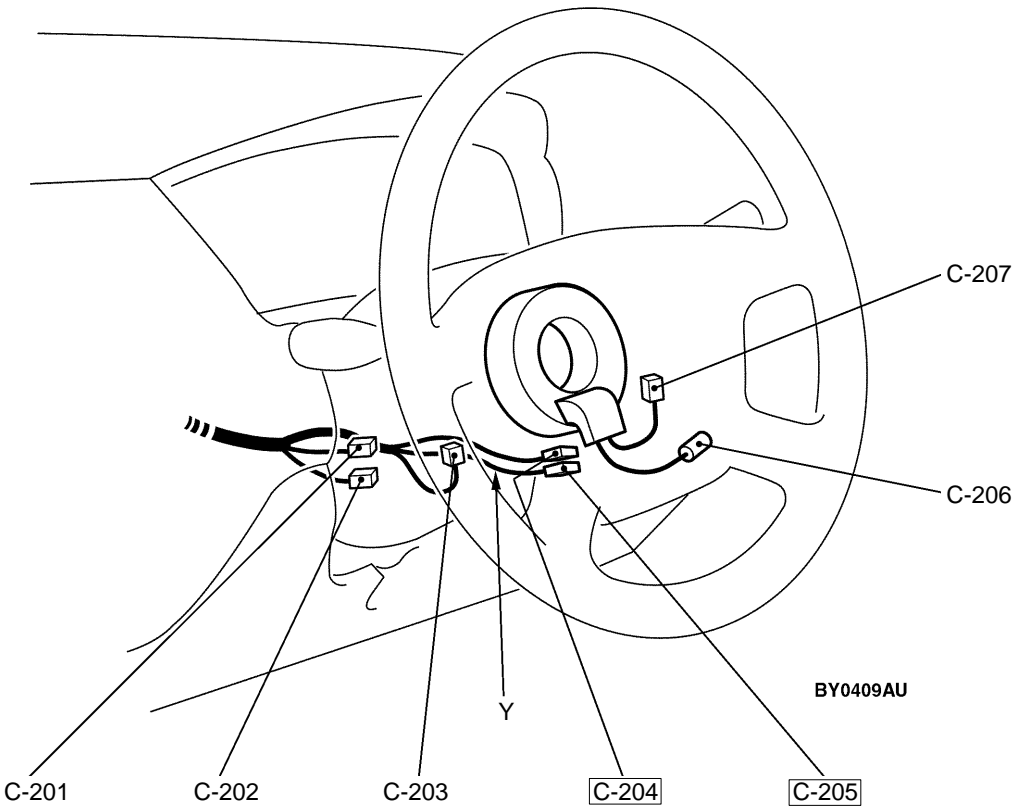
R.H. drive vehicles

Connector
symbol

C

-201
thru
-229

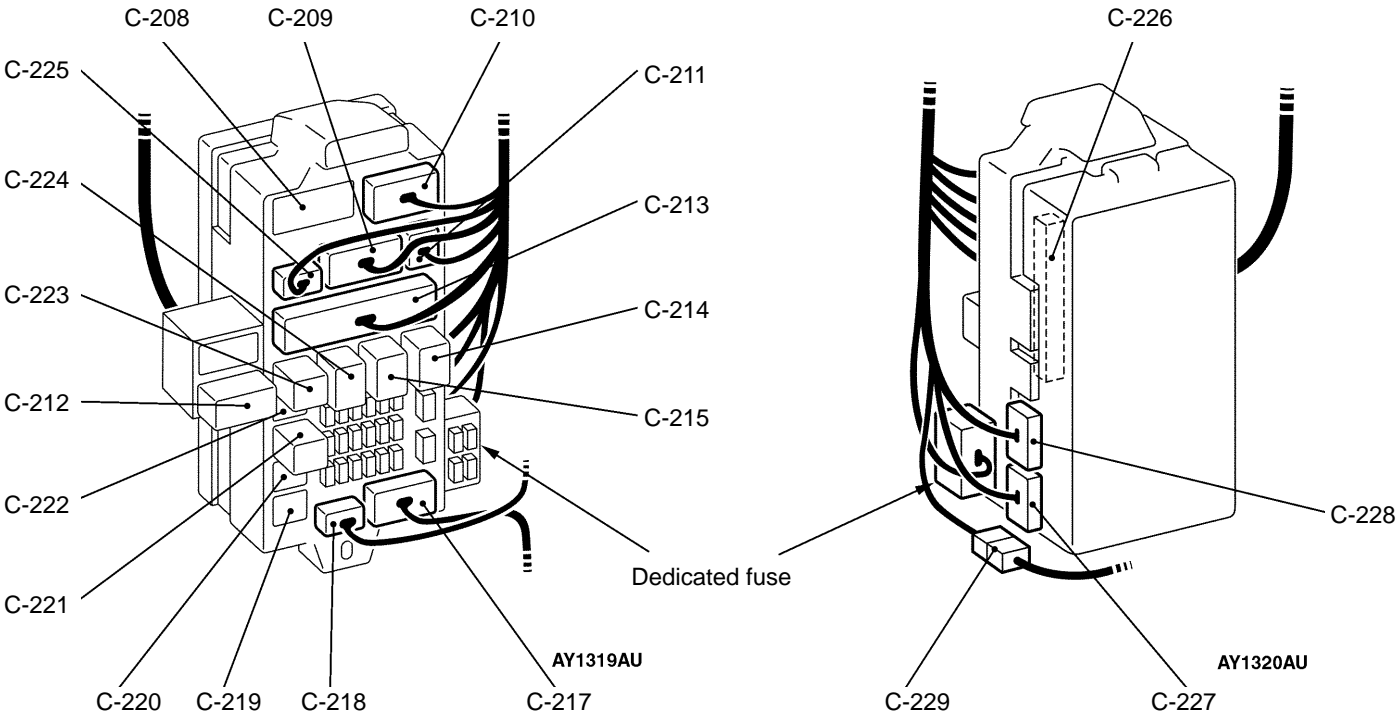
STEERING COLUMN



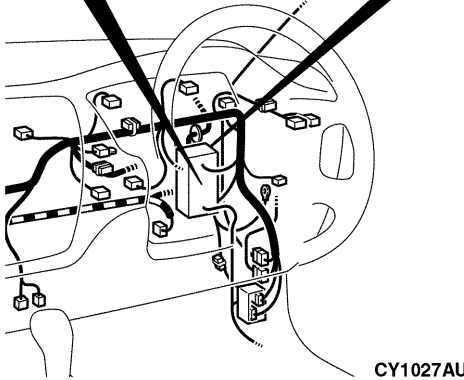
JUNCTION BLOCK

(Front view)

(Rear view)



Connector colour code
B:Black
Y:Yellow
L:Blue
G:Green
R:Red
BR:Brown
V:Violet
O:Orange
GR:Gray
None: Milk white



C-201 (6)	Ignition switch
C-202 (7)	Key reminder switch
C-203 (10)	Column switch
C-204 (4-Y)	Clock spring
C-205 (6)	Clock spring
C-206 (1)	Horn switch <SRS>
C-207 (2)	Air bag module (squib) <Driver's side>
C-208 (13)	No connection
C-209 (14)	Instrument panel wiring harness and J/B combination

C-210 (6)	Instrument panel wiring harness and J/B combination
C-211 (1-B)	Instrument panel wiring harness and J/B combination
C-212 (5)	ABS warning lamp relay <Except GDI>
C-213 (28)	Instrument panel wiring harness and J/B combination
C-214 (5)	Defogger relay
C-215 (5)	Blower relay

C-217 (15)	Floor wiring harness (RH) and J/B combination
C-218 (3)	Roof wiring harness (RH) and J/B combination
C-219 (4)	No connection
C-220 (4)	No connection
C-221 (4)	Fuel pump relay (2) <MPI, GDI>
C-222 (4)	No connection
C-223 (4)	Fuel pump relay (1) <MPI, GDI>

C-224 (5)	Power window relay
C-225 (2)	Instrument panel wiring harness and J/B combination
C-226 (20)	ETACS-ECU
C-227 (24)	ETACS-ECU
C-228 (24-GR)	ETACS-ECU
C-229 (2)	Instrument panel wiring harness and control wiring harness combination <GDI>

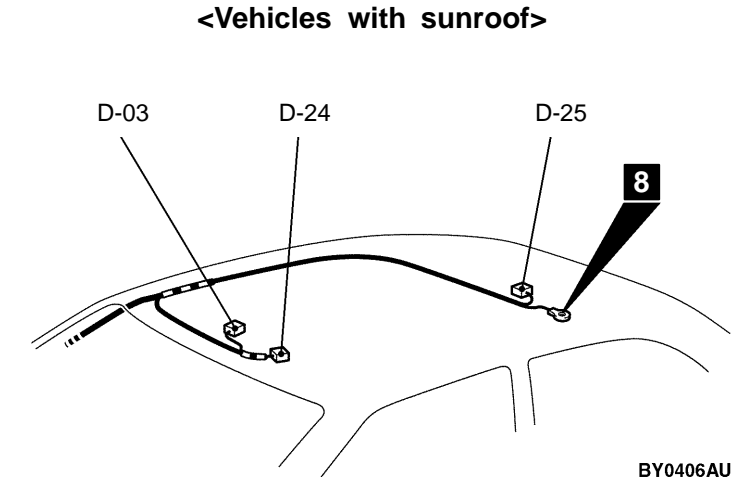
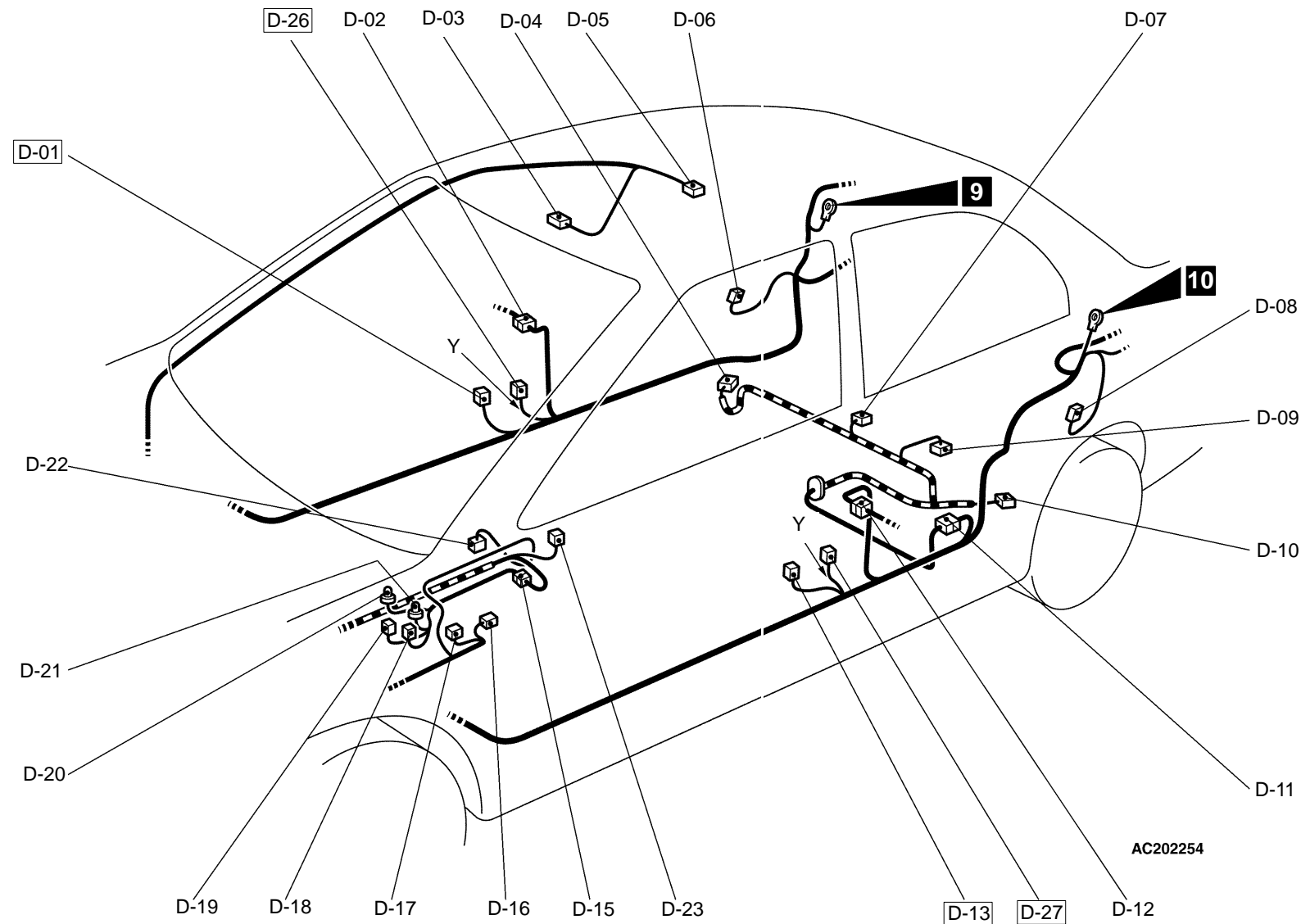
NOTE : Connector numbers enclosed by a box means connectors of which have been changed.

FLOOR AND ROOF

R.H. drive vehicles

Connector
symbol

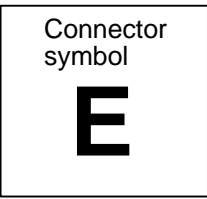
D



Connector colour code
B:Black
Y:Yellow
L:Blue
G:Green
R:Red
BR:Brown
V:Violet
O:Orange
GR:Gray
None: Milk white

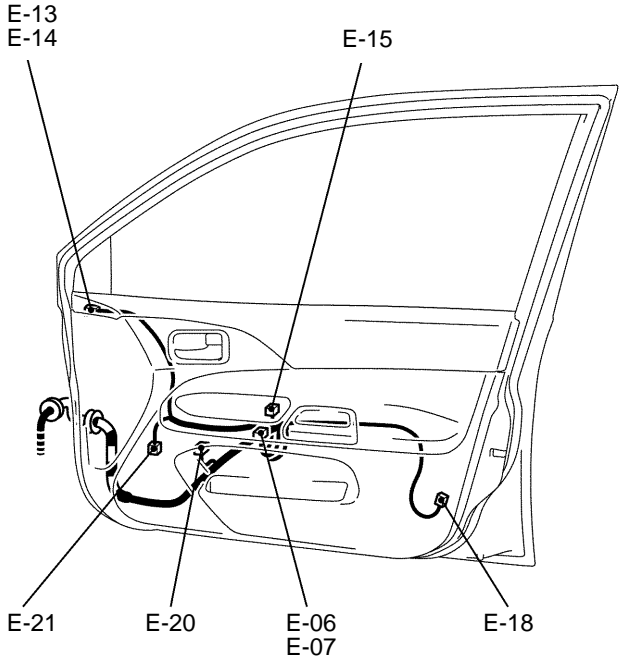
D-01 (3)	Door switch (Front: RH)	D-09 (5-GR)	Fuel pump	D-16 (2)	A/T selector lever position illumination lamp <Except 4G93-GDI>	D-23 (1-B)	Parking brake switch
D-02 (8)	Floor wiring harness (RH) and rear door wiring harness (RH) combination	D-10 (2-B)	Wheel speed sensor (Rear: LH) <ABS>			D-24 (6-B)	Sunroof switch
		D-11 (8)	Floor wiring harness (LH) and fuel wiring harness combination	D-17 (6)	Shift switch assembly <4G93-GDI>	D-25 (10)	Sunroof motor assembly
D-03 (2)	Room lamp			D-18 (1)	Cigarette lighter	D-26 (2-B)	Seat belt pretensioner (RH)
D-04 (2-B)	Wheel speed sensor (Rear: RH) <ABS>			D-19 (1-B)	Cigarette lighter	D-27 (2-B)	Seat belt pretensioner (LH)
D-05 (2-GR)	Room lamp <Vehicles without sunroof>	D-12 (8)	Floor wiring harness (LH) and rear door wiring harness (LH) combination	D-20 (2-B)	Ashtray illumination lamp		
D-06 (3)	Door switch (Rear: RH)	D-13 (3)	Door switch (Front: LH)	D-21 (2-B)	Cigarette lighter illumination lamp		
D-07 (3-B)	Fuel gauge unit	D-15 (4)	Instrument panel wiring harness and console wiring harness combination	D-22 (4)	Oxygen sensor (Rear)		
D-08 (3)	Door switch (Rear: LH)				<MPI (Vehicles for Singapore)>		

NOTE
Connector numbers enclosed by a box means connectors of which have been changed or added.



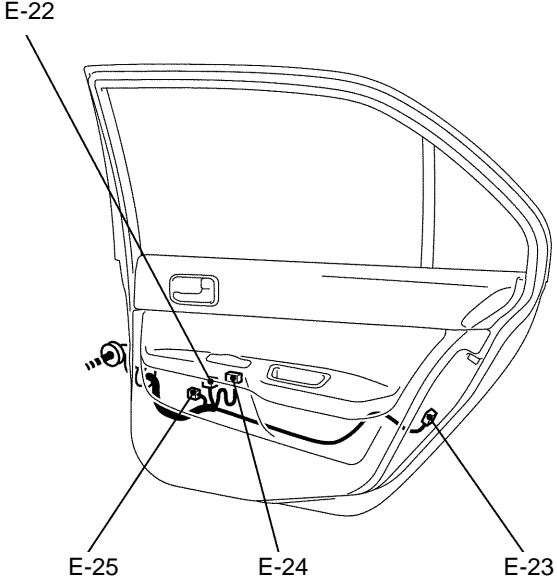
Front

Driver's side



AY1037AU

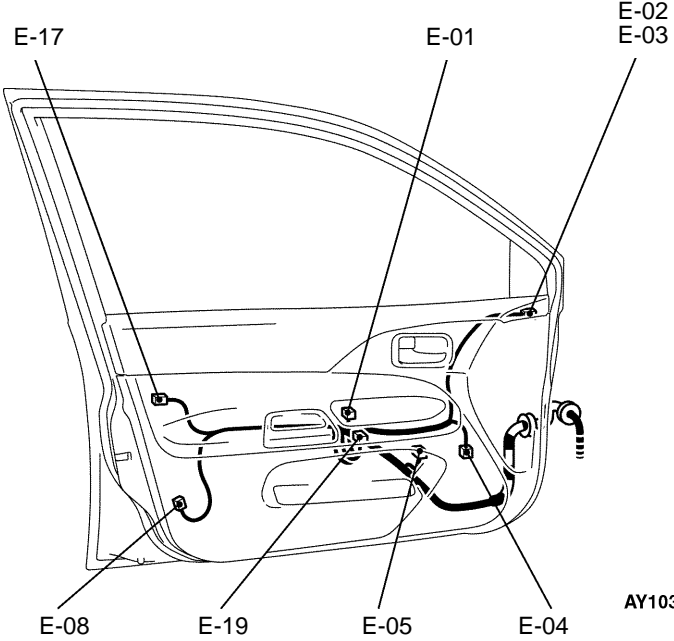
Rear



AY1038AU

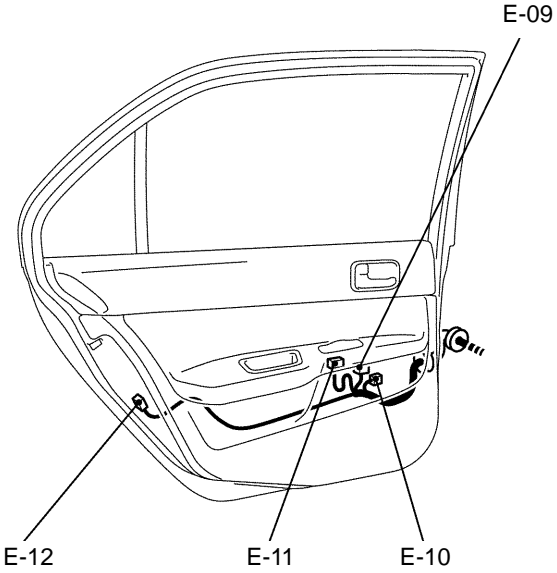
Front

Passenger's side



AY1039AU

Rear



AY1040AU

Connector colour code
B:Black
Y:Yellow
L:Blue
G:Green
R:Red
BR:Brown
V:Violet
O:Orange
GR:Gray
None: Milk white

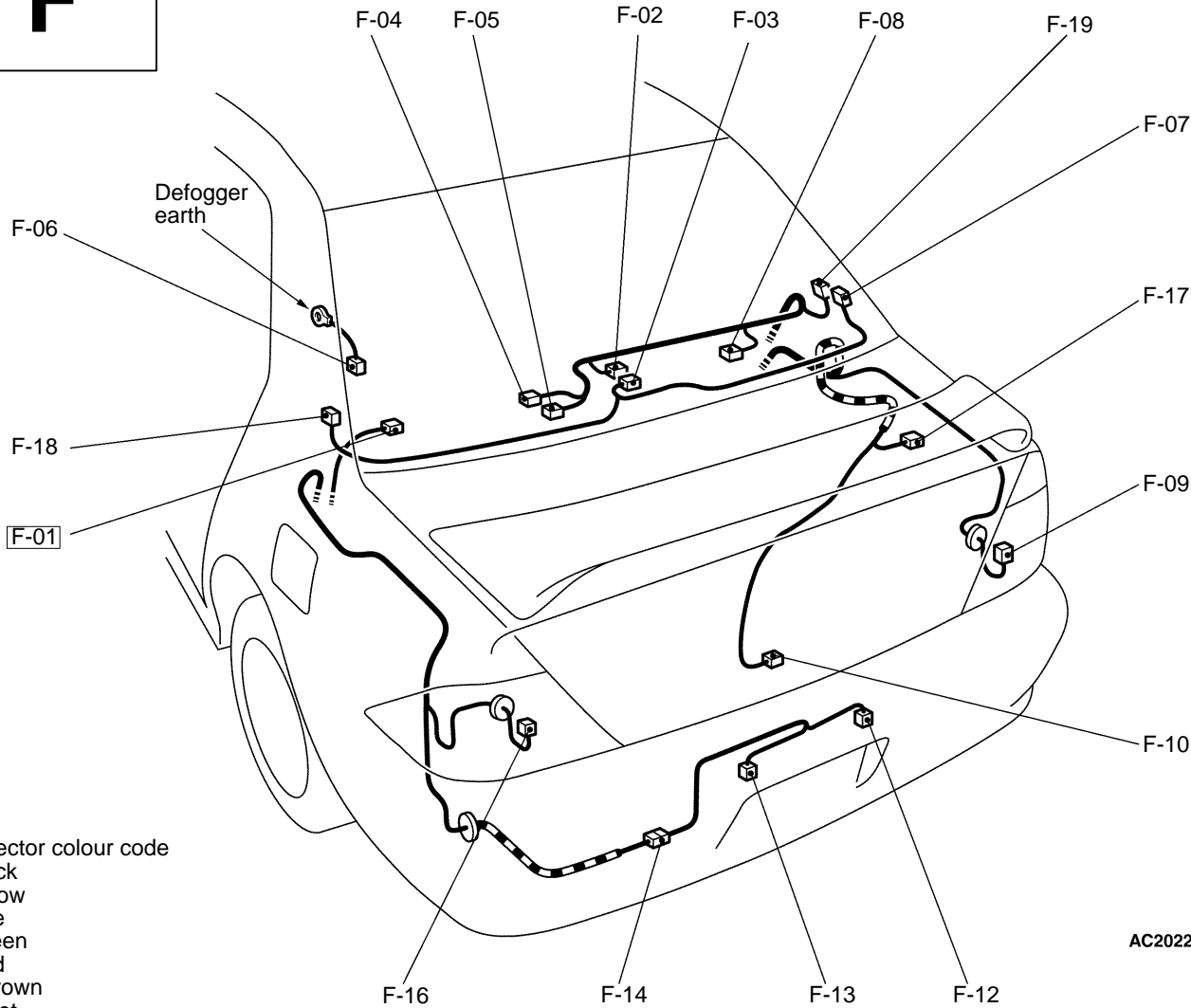
E-01 (2)	Power window motor (Front: LH) <Vehicles without multi mode keyless entry>	E-07 (10)	Power window main switch <Vehicles with multi mode keyless entry>	E-13 (3)	Remote controlled mirror (RH) <Vehicles without electric retractable mirror>	E-20 (6-GR)	Power window motor (Front: RH) <Vehicles with multi mode keyless entry>
E-02 (3)	Remote controlled mirror (LH) <Vehicles without electric retractable mirror>	E-08 (6-B)	Door lock actuator (Front: LH)	E-14 (7)	Remote controlled mirror (RH) <Vehicles with electric retractable mirror>	E-21 (2)	Door speaker (RH)
E-03 (7)	Remote controlled mirror (LH) <Vehicles with electric retractable mirror>	E-09 (2)	Power window motor (Rear: LH) <Vehicles without multi mode keyless entry>	E-15 (2)	Power window motor (Front: RH) <Vehicles without multi mode keyless entry>	E-22 (2)	Power window motor (Rear: RH) <Vehicles without multi mode keyless entry>
E-04 (2)	Door speaker (LH)	E-10 (6-GR)	Power window motor (Rear: LH) <Vehicles with multi mode keyless entry>	E-17 (3-B)	Door lock key cylinder switch (LH)	E-23 (6-B)	Door lock actuator (Rear: RH)
E-05 (6-GR)	Power window motor (Front: LH) <Vehicles with multi mode keyless entry>	E-11 (8)	Power window switch (Rear: LH)	E-18 (6-B)	Door lock actuator (Front: RH)	E-24 (8)	Power window switch (Rear: RH)
E-06 (14)	Power window main switch <Vehicles without multi mode keyless entry>	E-12 (6-B)	Door lock actuator (Rear: LH)	E-19 (8)	Power window sub switch (Passenger's side)	E-25 (6-GR)	Power window motor (Rear: RH) <Vehicles with multi mode keyless entry>

LUGGAGE COMPARTMENT

R.H. drive vehicles

Connector
symbol

F



AC202253

Connector colour code
B:Black
Y:Yellow
L:Blue
G:Green
R:Red
BR:Brown
V:Violet
O:Orange
GR:Gray
None: Milk white

F-01 (2)	Rear speaker (LH)	F-13 (2-GR)	Licence plate lamp (LH)
F-02 (2)	Choke coil <Vehicles with glass antenna>	F-14 (2-GR)	Floor wiring harness (LH) and bumper wiring harness combination
F-03 (2)	Choke coil <Vehicles with glass antenna>	F-16 (6-B)	Rear combination lamp (LH)
F-04 (2)	Luggage compartment lamp	F-17 (2)	High mounted stop lamp <Rear spoiler>
F-05 (2-B)	High mounted stop lamp <Rear shelf>	F-18 (1)	Defogger (-) <Vehicles with glass antenna>
F-06 (1-B)	Defogger (-) <Vehicles without glass antenna>	F-19 (1)	Defogger (+) <Vehicles without glass antenna>
F-07 (1-B)	Defogger (+) <Vehicles with glass antenna>		
F-08 (2)	Rear speaker (RH)		
F-09 (6-B)	Rear combination lamp (RH)		
F-10 (1-B)	Trunk lid latch switch		
F-11 (2)	Rear fog lamp		
F-12 (2-GR)	Licence plate lamp (RH)		

NOTE

Connector numbers enclosed by a box means connectors of which have been changed.