

HEADLAMP AND FRONT TURN-SIGNAL LAMP

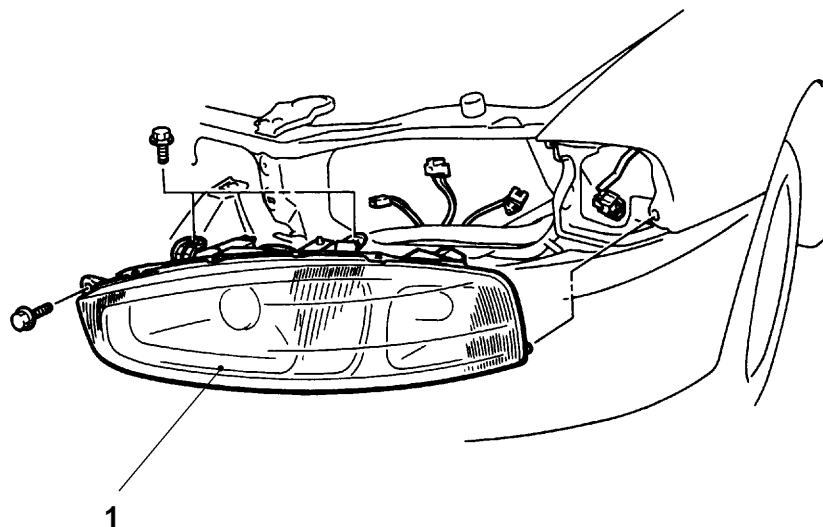
GENERAL

OUTLINE OF CHANGE

The following maintenance service points have been established to correspond to changes in the shape of the headlamps and front turn signal lamps.

REMOVAL AND INSTALLATION

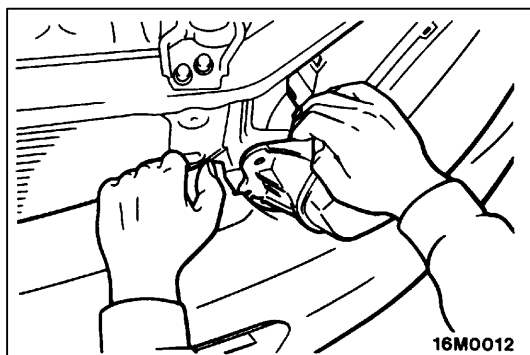
<Hatchback, 2-door Sedan>



A16M0448



1. Headlamp



16M0012

REMOVAL SERVICE POINT

◀A▶ HEADLAMP REMOVAL

After removing the inside of the headlamp while pulling the bumper towards you as shown in the illustration, remove the outside, and then remove the headlamp.

FRONT FOG LAMP

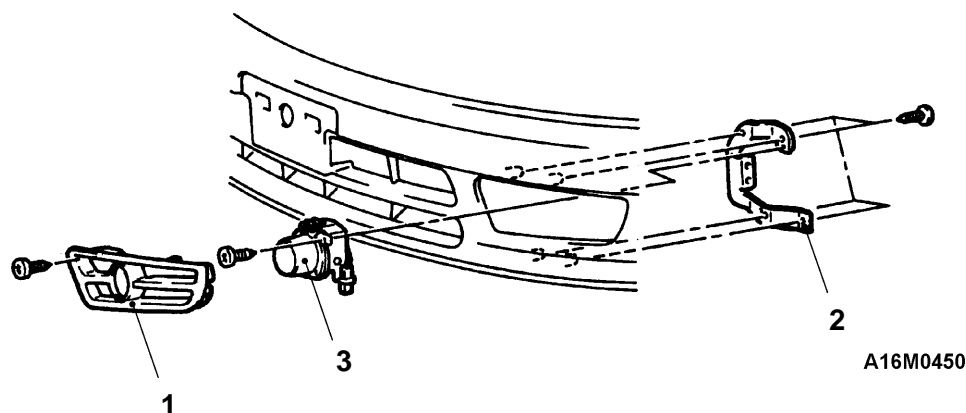
GENERAL

OUTLINE OF CHANGE

The following maintenance service points have been established to correspond to changes in the shape of the fog lamps.

REMOVAL AND INSTALLATION

<4-door Sedan>



Fog lamp unit removal steps

1. Fog lamp bezel
3. Fog lamp unit

Fog lamp bracket removal steps

- [Front bumper](#)
- 2. Fog lamp bracket
- 3. Fog lamp unit