

MAIN

Group
54

54B
1997

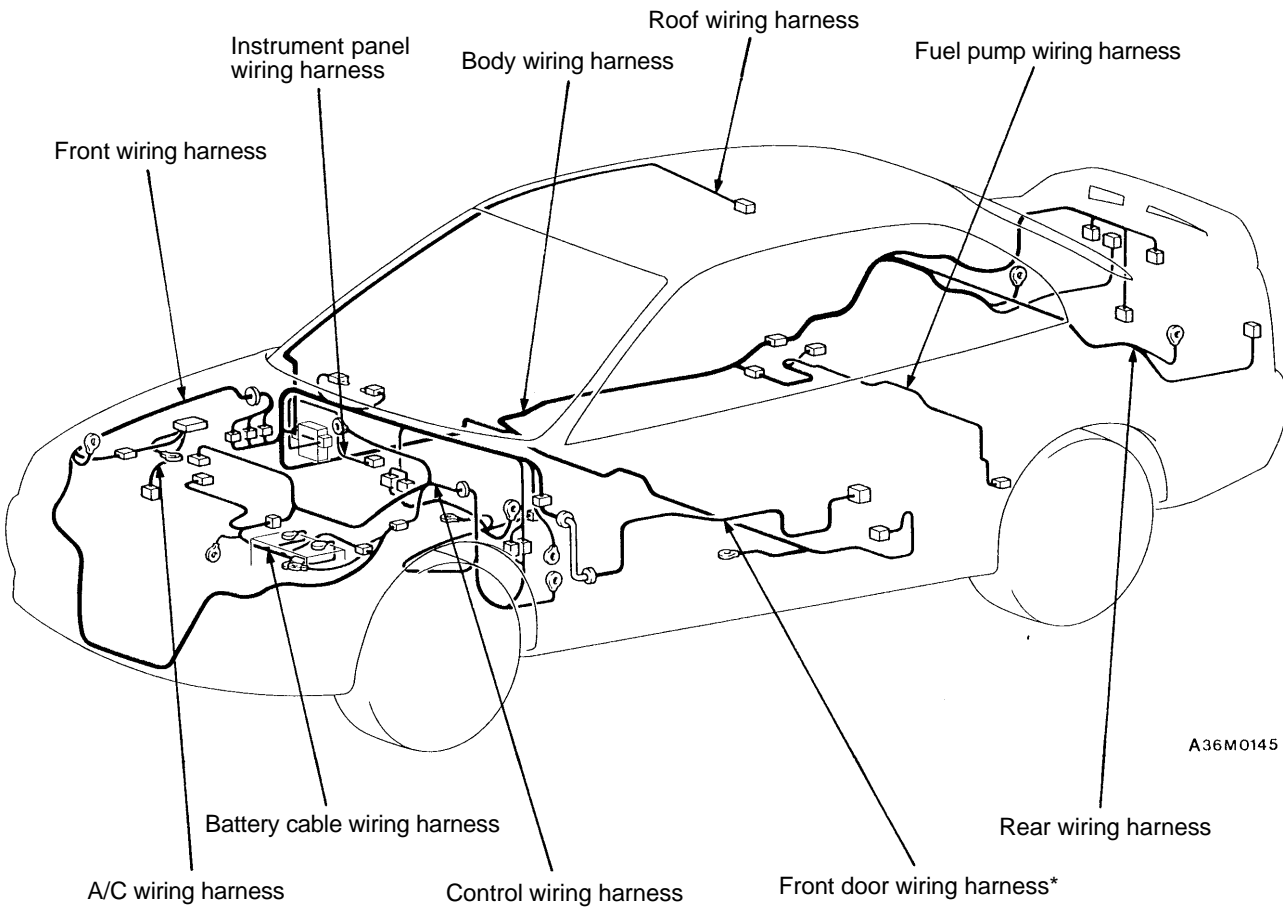
OVERALL WIRING DIAGRAM

2-door sedan

MAIN

Group
54

54B
1997



Remarks

- (1) This illustration shows only major wiring harnesses.
- (2) *:also equipped at the right side.

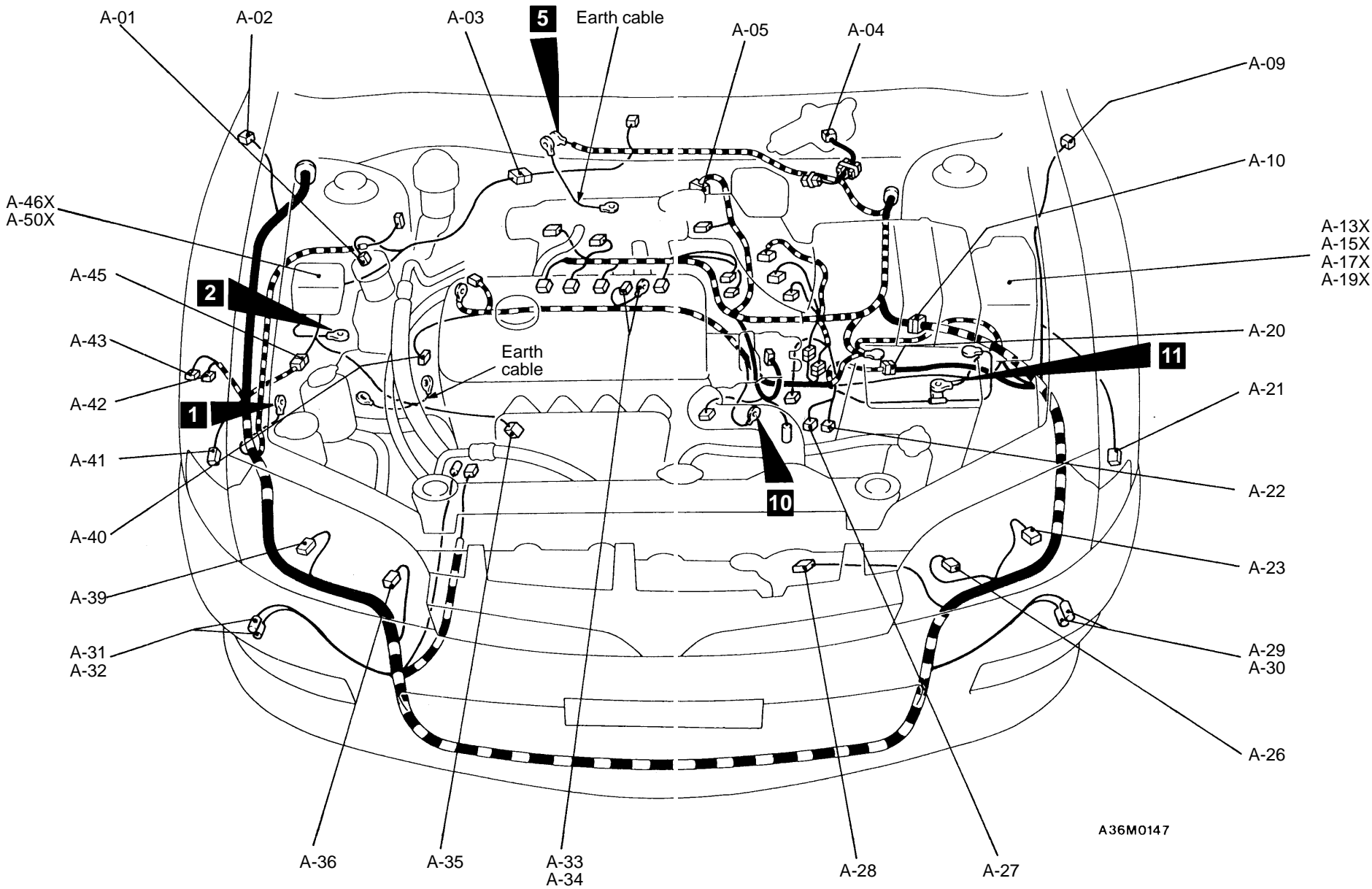
ENGINE COMPARTMENT

4G15

Connector
symbol

A

-01
thru
-51



- A-01(2)

A-02(2-GR)

A-03(4)

A-04(4-B)

A-05(4-B)

A-09(2-GR)

A-10(6-B)

A-13X(5)
- Dual pressure switch <A/C>

Side turn signal lamp (RH)

A/C wiring harness and control wiring harness combination

Windshield wiper motor

Throttle position sensor

Side turn signal lamp (LH)

Control wiring harness and front wiring harness combination

Horn relay <SRS>

- A-15X(5)

A-17X(5)

A-19x(4)

A-20(2-B)

A-21(2-BR)

A-22(10-BR)

A-23(3-B)

A-26(2)
- Radiator fan relay

Headlamp relay

Alternator relay

Battery cable wiring harness and front wiring harness combination

Front turn signal lamp (LH)

A/T control solenoid valve assembly

Headlamp (LH)

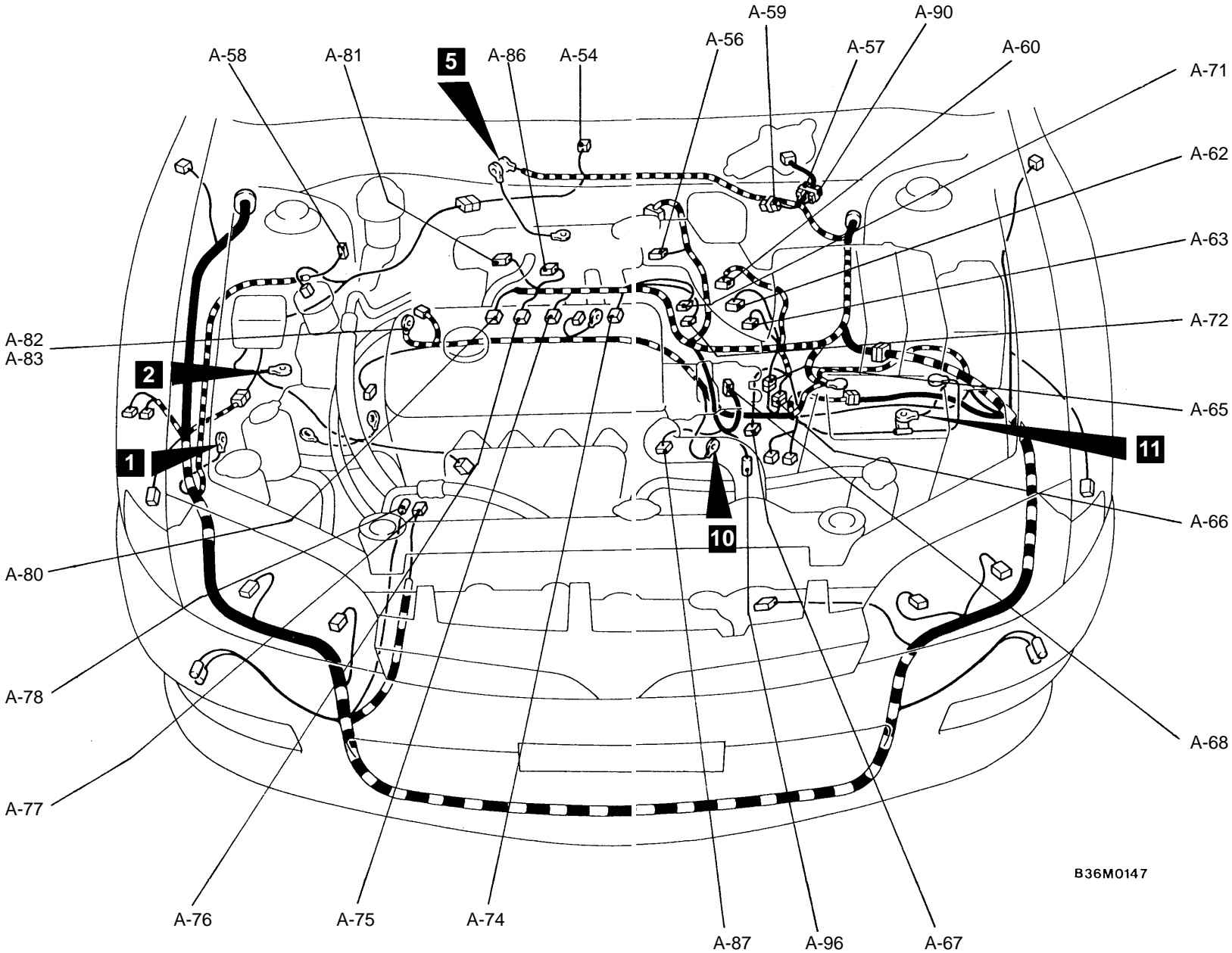
Position lamp (LH)

4G15

Connector
symbol

A

-52
thru
-90



B36M0147

- A-54(3-B)
A-56(2-B)
A-57(1-BR)
A-58(2-B)
A-59(1-B)
A-60(3-B)
A-62(3-GR)
A-63(2-B)
- Vacuum sensor
Idle speed control servo
Ignition timing adjustment connector
Brake fluid level sensor
Fuel pump check connector
Vehicle speed sensor
Output shaft speed sensor <A/T>
Back-up lamp switch <M/T>

- A-65(2-GR)
A-66(2-GR)
A-67(3-B)
A-68(7-B)
A-71(1-B)
A-72(2-B)
- Battery cable wiring harness and control wiring harness combination <A/T>
Battery cable wiring harness and control wiring harness combination <M/T>
Input shaft speed sensor <A/T>
Distributor assembly
Engine coolant temperature gauge unit
Engine coolant temperature sensor

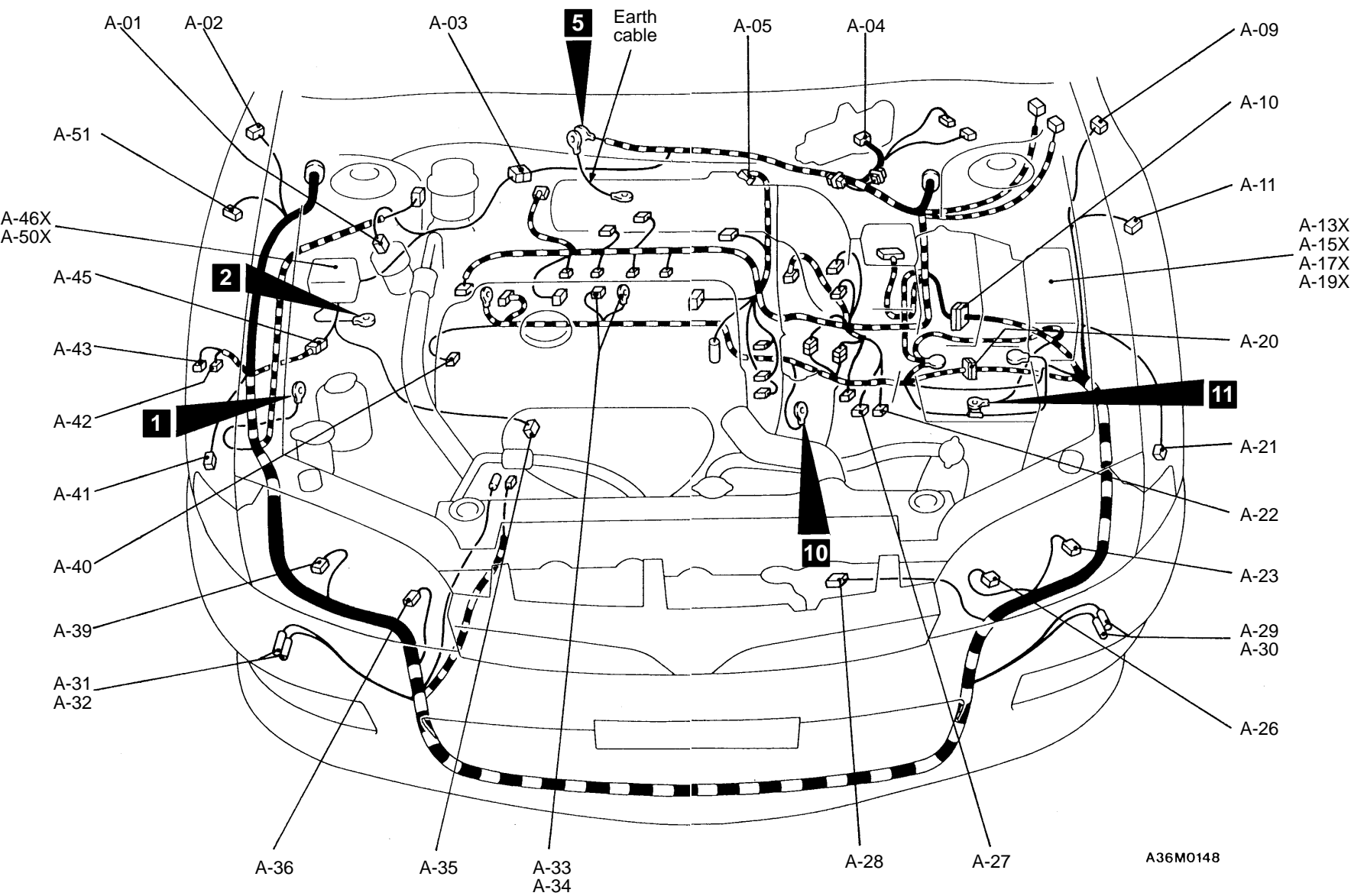
ENGINE COMPARTMENT

4G93

Connector
symbol

A

-01
thru
-51



- A-01(2)

A-02(2-GR)

A-03(4)

A-04(4-B)

A-05(4-B)

A-09(2-GR)

A-10(6-B)

A-11(2-B)
- Dual pressure switch <A/C>

Side turn signal lamp (RH)

A/C wiring harness and control wiring harness combination

Windshield wiper motor

Throttle position sensor

Side turn signal lamp (LH)

Control wiring harness and front wiring harness combination

Wheel speed sensor (front:LH) <ABS>

- A-13X(5)

A-15X(5)

A-17X(5)

A-19X(4)

A-20(2-B)

A-21(2-BR)

A-22(10-BR)

A-23(3-B)

A-26(2)
- Horn relay <SRS>

Radiator fan relay

Headlamp relay

Alternator relay

Battery cable wiring harness and front wiring harness combination

Front turn signal lamp (LH)

A/T control solenoid valve assembly

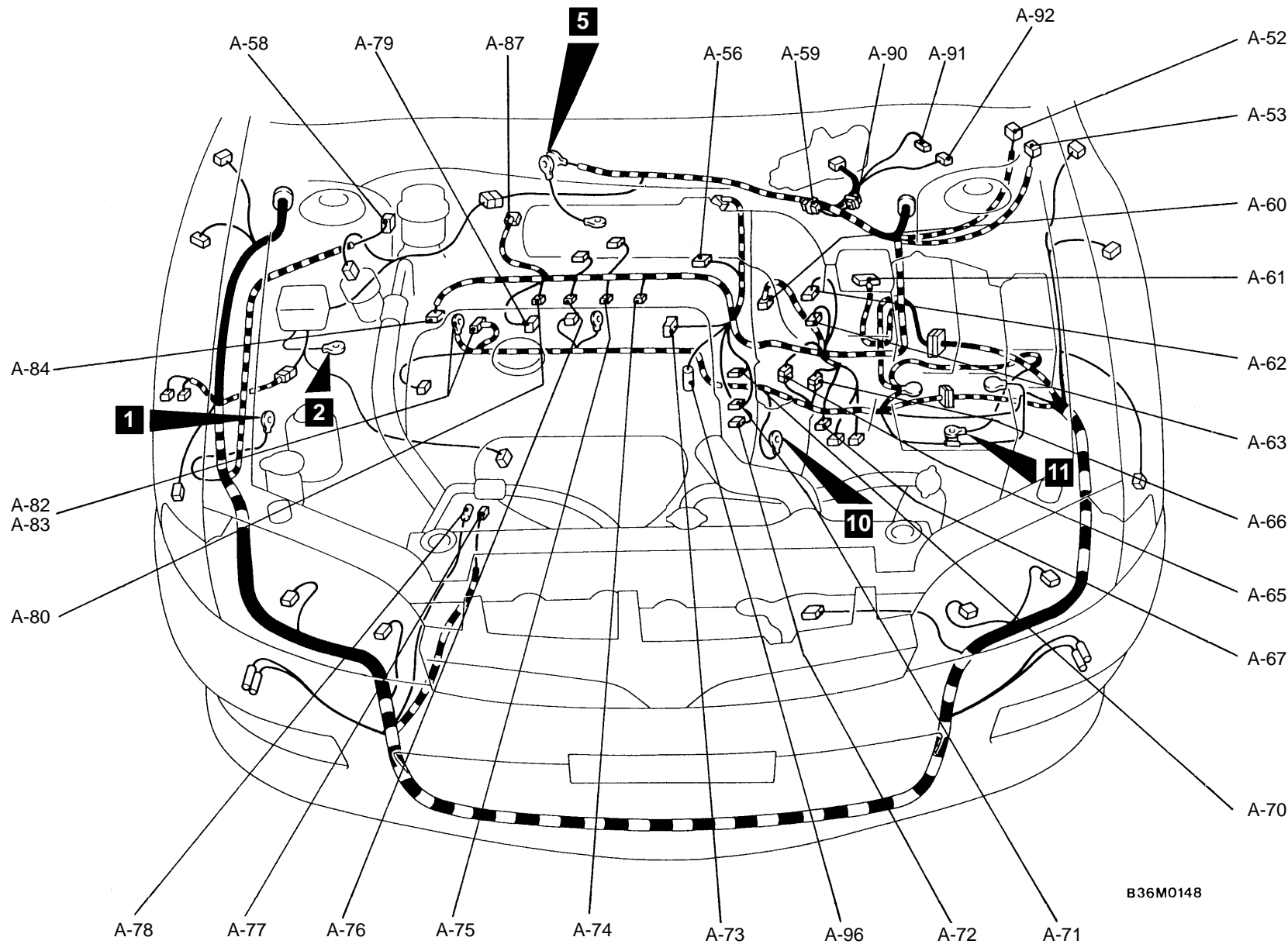
Headlamp (LH)

Position lamp (LH)

4G93

Connector
symbol

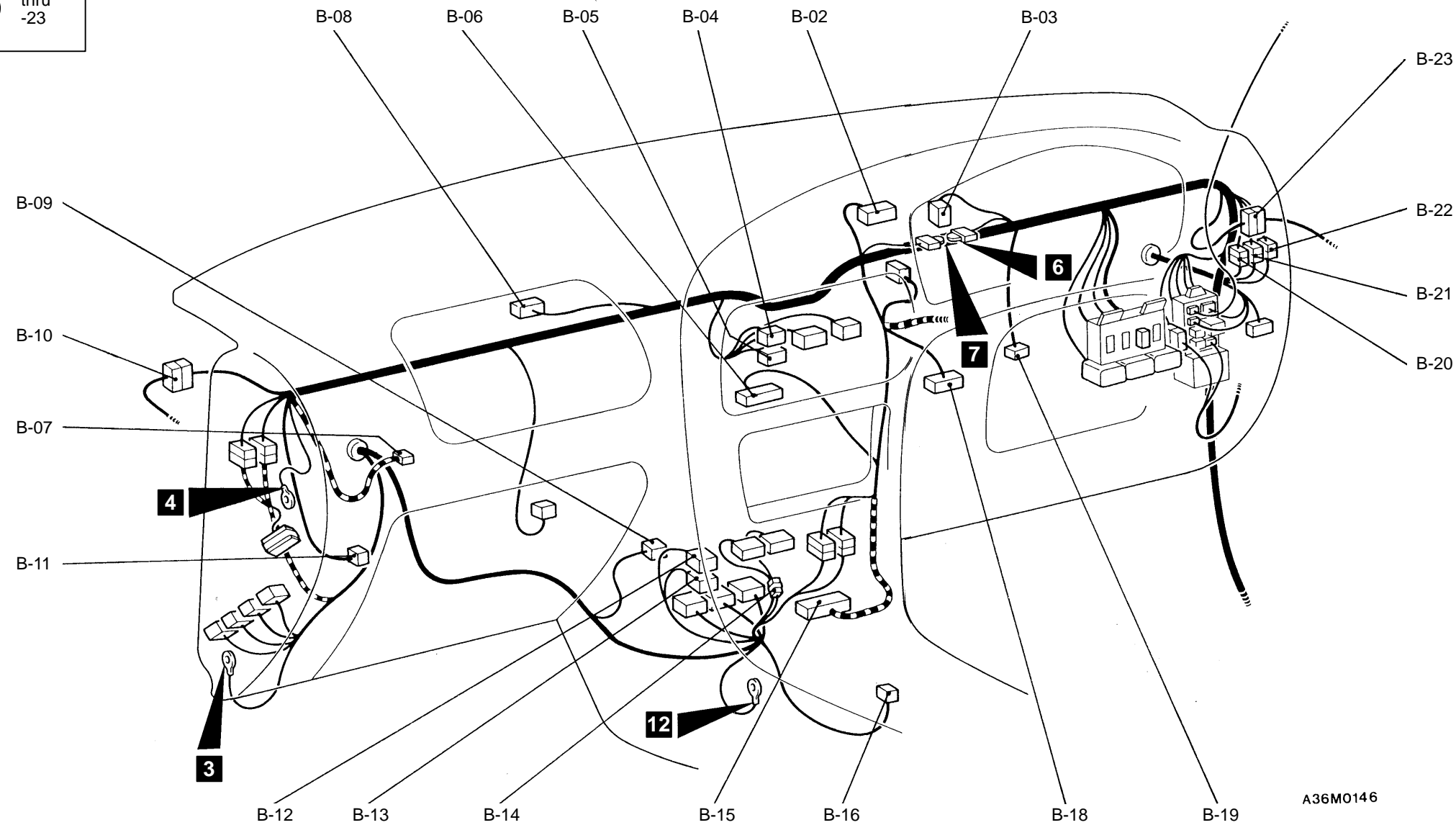
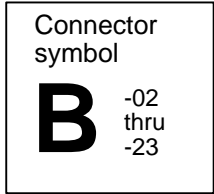
A -52
thru
-96



- A-52(6-B) ABS valve relay
- A-53(5-B) ABS motor relay
- A-56(2-B) Idle speed control servo
- A-58(2-B) Brake fluid level sensor
- A-59(1-B) Fuel pump check connector
- A-60(3-B) Vehicle speed sensor
- A-61(3-B) Air flow sensor
- A-62(3-GR) Output shaft speed sensor <A/T>
- A-63(2-B) Back-up lamp switch <M/T>

- A-65(4-GR) Battery cable wiring harness and control wiring harness combination <A/T>
- A-66(4-GR) Battery cable wiring harness and control wiring harness combination <M/T>
- A-67(3-B) Input shaft speed sensor <A/T>
- A-70(3-B) Camshaft position sensor
- A-71(1-B) Engine coolant temperature gauge unit
- A-72(2-B) Engine coolant temperature sensor

DASH PANEL



A36M0146

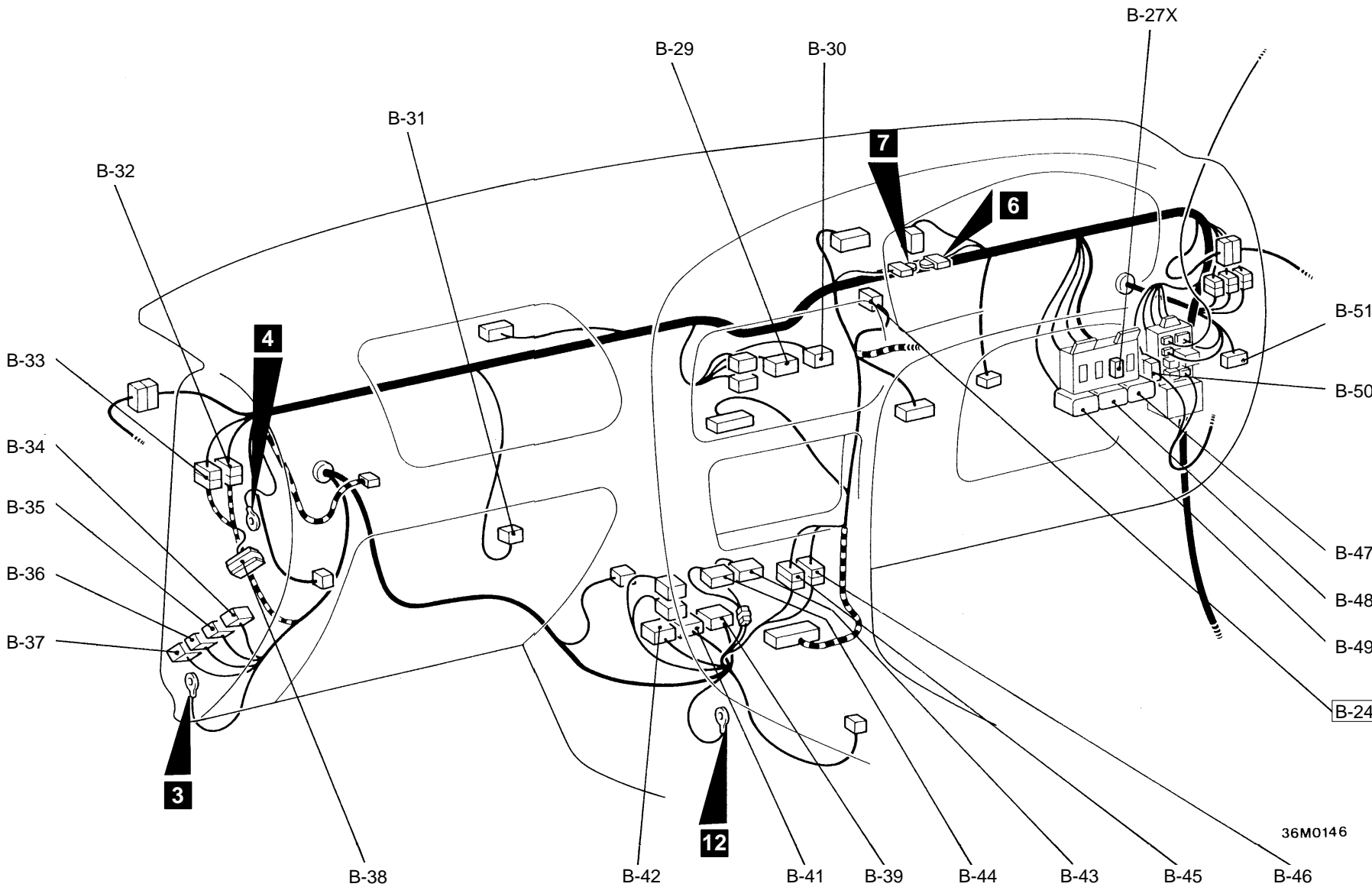
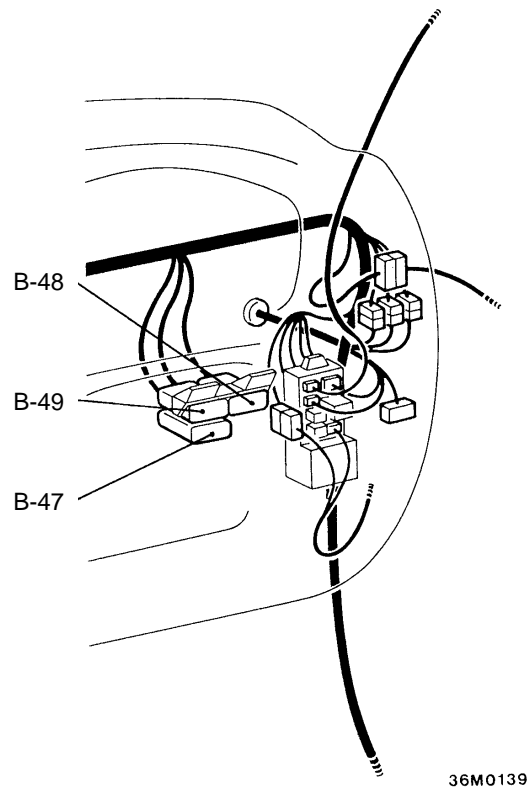
- B-02 (25) Combination meter
B-03 (25) Combination meter
B-04 (6-B) Defogger switch
B-05 (8) A/C switch
B-06 (14) Radio and tape player
B-07 (2-R) Air bag module (squib) (passenger's side)
B-08 (3) Thermostat <A/C>

- B-09 (4-B) A/T relay
B-10 (22) Front door wiring harness (passenger's side) and body wiring harness combination
B-11 (2) Blower motor
B-12 (4) Fuel pump relay
B-13 (4) Engine control relay
B-14 (2-B) Diode (for ABS circuit)

Connector
symbol

B -24
thru
-51

<Without relay box in
passenger compartment>



00005202

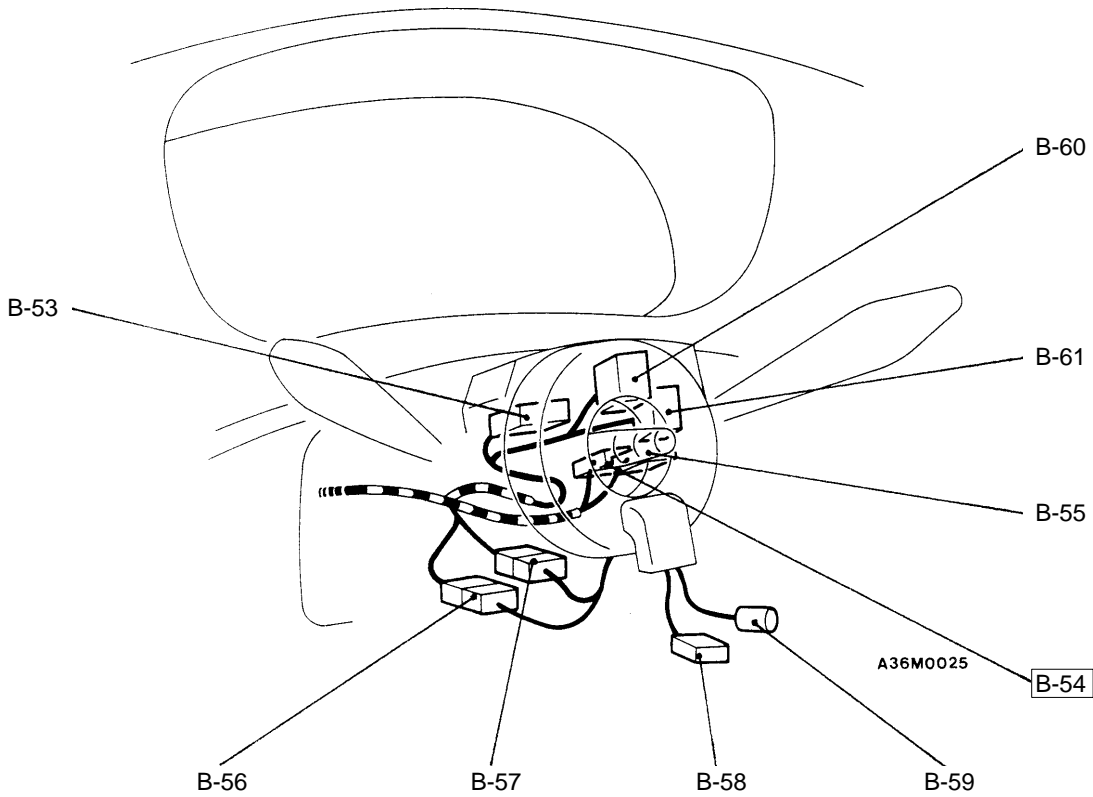
- B-24 (16-B) Immobilizer-ECU
B-27X (5) Power window relay
B-29 (8) Blower switch
B-30 (2) Blower control illumination lamp
B-31 (4) Resistor
B-32 (16-B) Control wiring harness and body wiring harness combination
B-33 (1) Control wiring harness and body wiring harness combination

- B-34 (22-Y) Engine ECU
B-35 (12-Y) Engine ECU
B-36 (16-Y) Engine ECU
B-37 (26-Y) Engine ECU
B-38 (19-B) J/C(5)
B-39 (22-L) ELC-4A/T-ECU

Connector
symbol

B -53
thru
-75

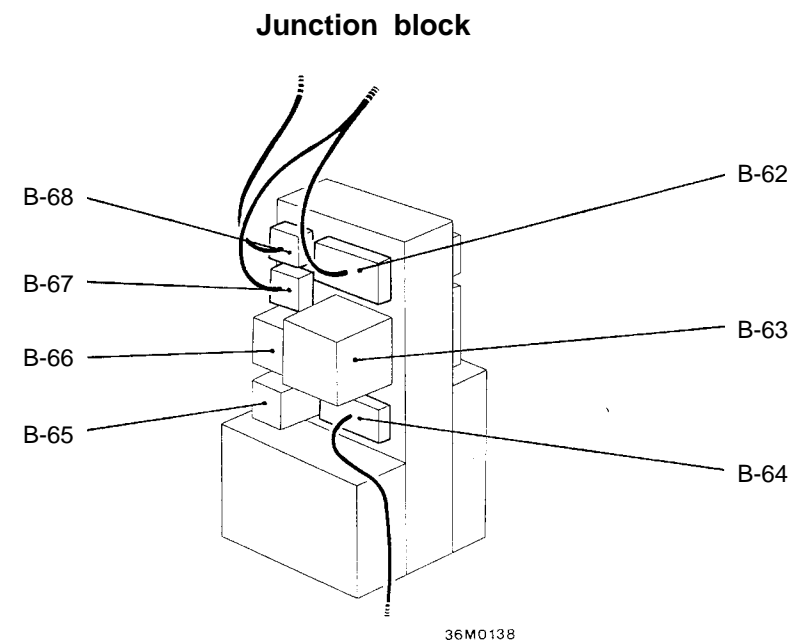
Steering column



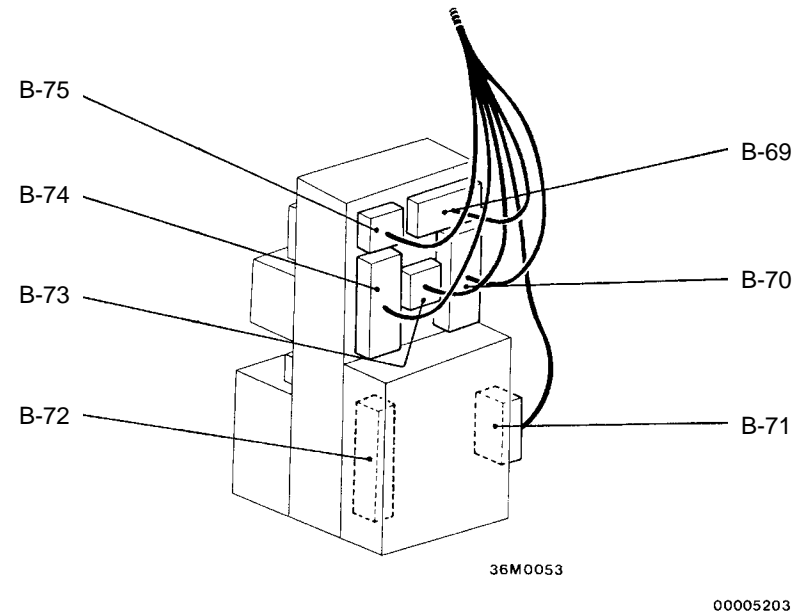
- B-53 (12) Column switch
B-54 (2) Ignition key antenna
<Vehicles with immobilizer SYSTEM>
B-55 (6) Ignition switch
B-56 (3) Clock spring<SRS>
B-57 (2-R) Clock spring <SRS>
B-58 (2) Air bag module (squib) (driver's side)
B-59 (1) Horn switch <SRS>
B-60 (10) Column switch
B-61 (6) Column switch
B-62 (11) Front wiring harness and J/B combination
B-63 (3) Turn-signal and hazard warning flasher unit

- B-64 (14) Instrument panel wiring harness and J/B combination
B-65 (5) Defogger relay
B-66 (5) Blower relay
B-67 (1) Front wiring harness and J/B combination
B-68 (2) Roof wiring harness and J/B combination
B-69 (16-B) Body wiring harness and J/B combination
B-70 (8) Body wiring harness and J/B combination
B-71 (8) ETACS-ECU
Remark
Connector numbers enclosed by a frame **B-54** are newly added connectors.

(Front view)



(Rear view)



B-72 (12)
B-73 (4)

Buzzer-ECU or ETACS-ECU
Body wiring harness and J/B combination
<SRS>

B-74 (13)
B-75 (10)

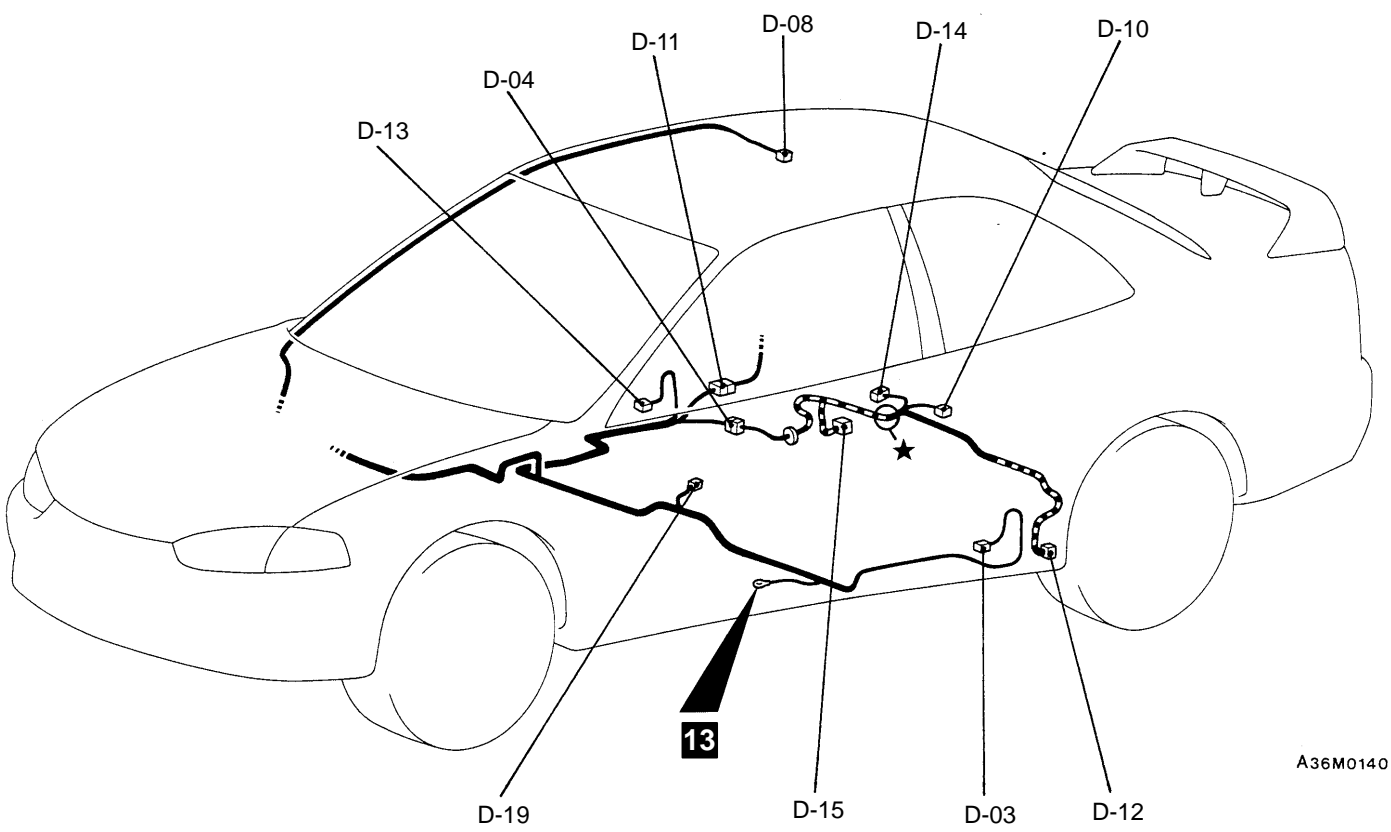
Body wiring harness and J/B combination
Body wiring harness and J/B combination

FLOOR AND ROOF

2-door sedan

Connector
symbol

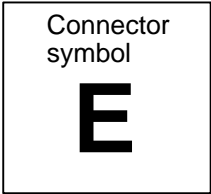
D



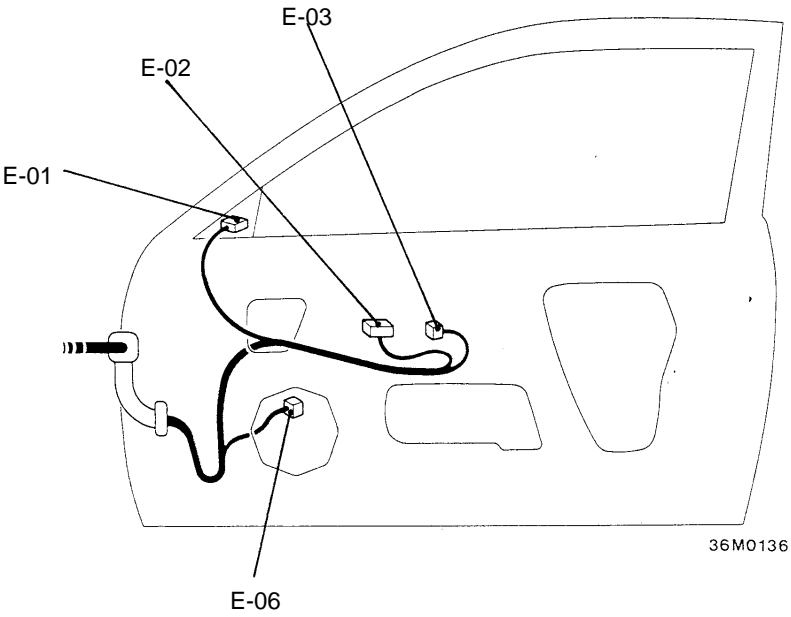
D-03 (1-B)	Front door switch (passenger's side)	D-12 (2-B)	Wheel speed sensor (rear: LH) <ABS>
D-04 (10)	Fuel pump wiring harness and body wiring harness combination	D-13 (2)	Front door switch (driver's side)
D-08 (2-GR)	Room lamp	D-14 (2)	Fuel pump
D-10 (3-B)	Fuel gauge unit	D-15 (2-B)	Wheel speed sensor (rear: RH) <ABS>
D-11 (18)	Rear wiring harness and body wiring harness combination	D-19 (1-B)	Parking brake switch

DOOR

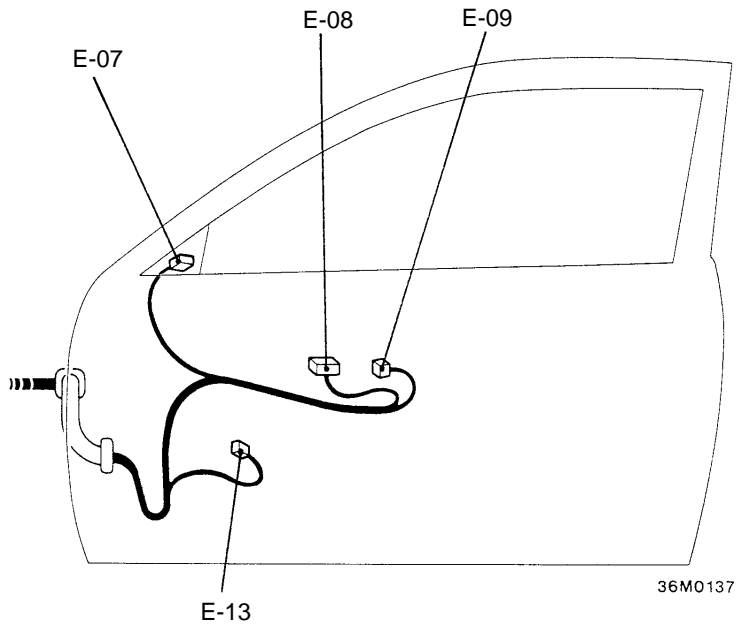
2-door sedan



Driver's side



Passenger's side

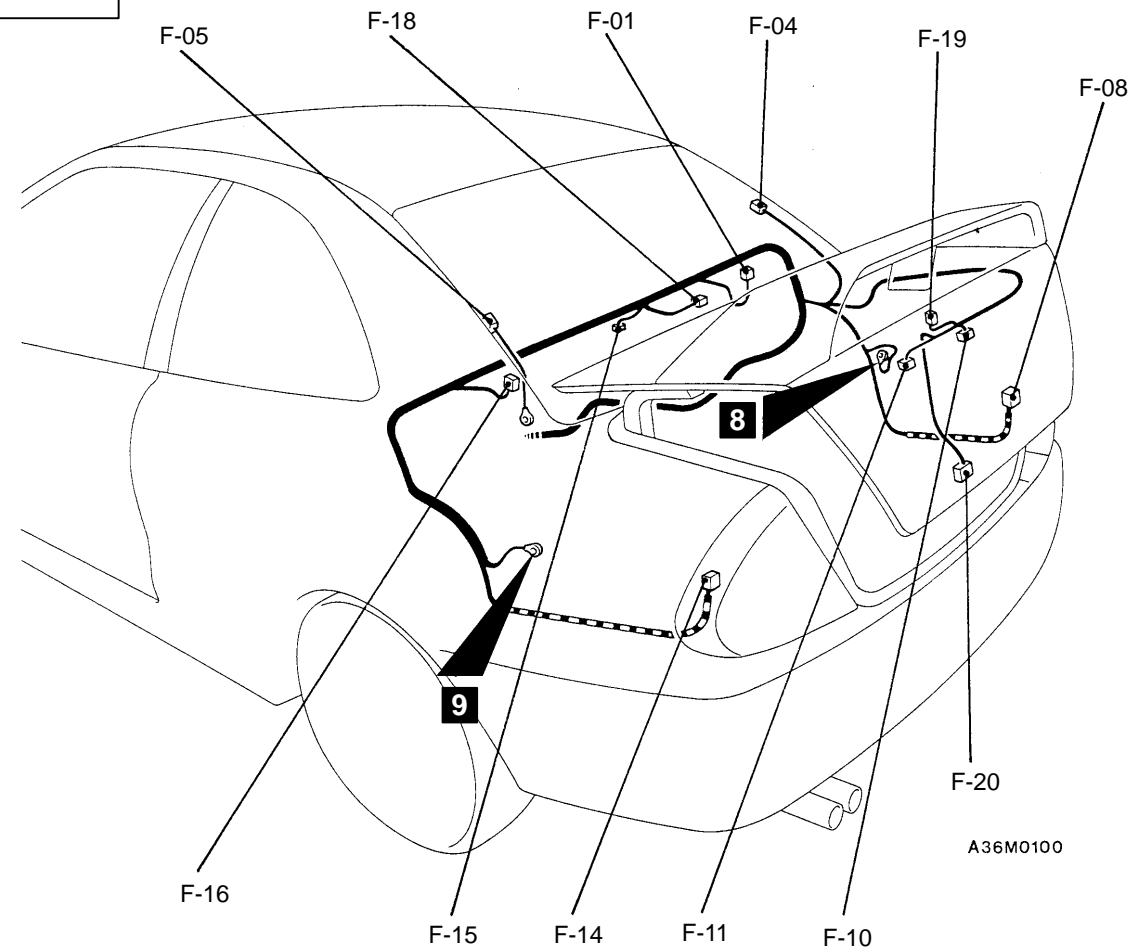
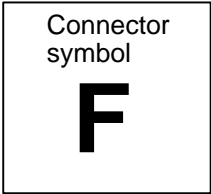


00005204

- | | | | |
|------------|---|------------|---------------------------------------|
| E-01 (3) | Remote controlled mirror(driver's side) | E-08 (8) | Power window sub switch |
| E-02 (10) | Power window main switch | E-09 (2) | Power window motor (passenger's side) |
| E-03 (2) | Power window motor (driver's side) | E-13 (2-B) | Front speaker (passenger's side) |
| E-06 (2-B) | Front speaker (driver's side) | | |
| E-07 (3) | Remote controlled mirror (passenger's side) | | |

LUGGAGE COMPARTMENT

2-door sedan



F-01 (2-B)	Rear speaker (RH)	F-14 (6)	Rear combination lamp (LH)
F-04 (1-B)	Defogger (+)	F-15 (2)	Luggage compartment lamp
F-05 (1-B)	Defogger (–)	F-16 (2-B)	Rear speaker (LH)
F-08 (6)	Rear combination lamp (RH)	F-18 (2)	High mounted stop lamp (Rear shelf)
F-10 (2-GR)	Licence plate lamp (RH)	F-19 (2)	High mounted stop lamp (Rear spoiler)
F-11 (2-GR)	Licence plate lamp (LH)	F-20 (1-B)	Luggage compartment lamp switch