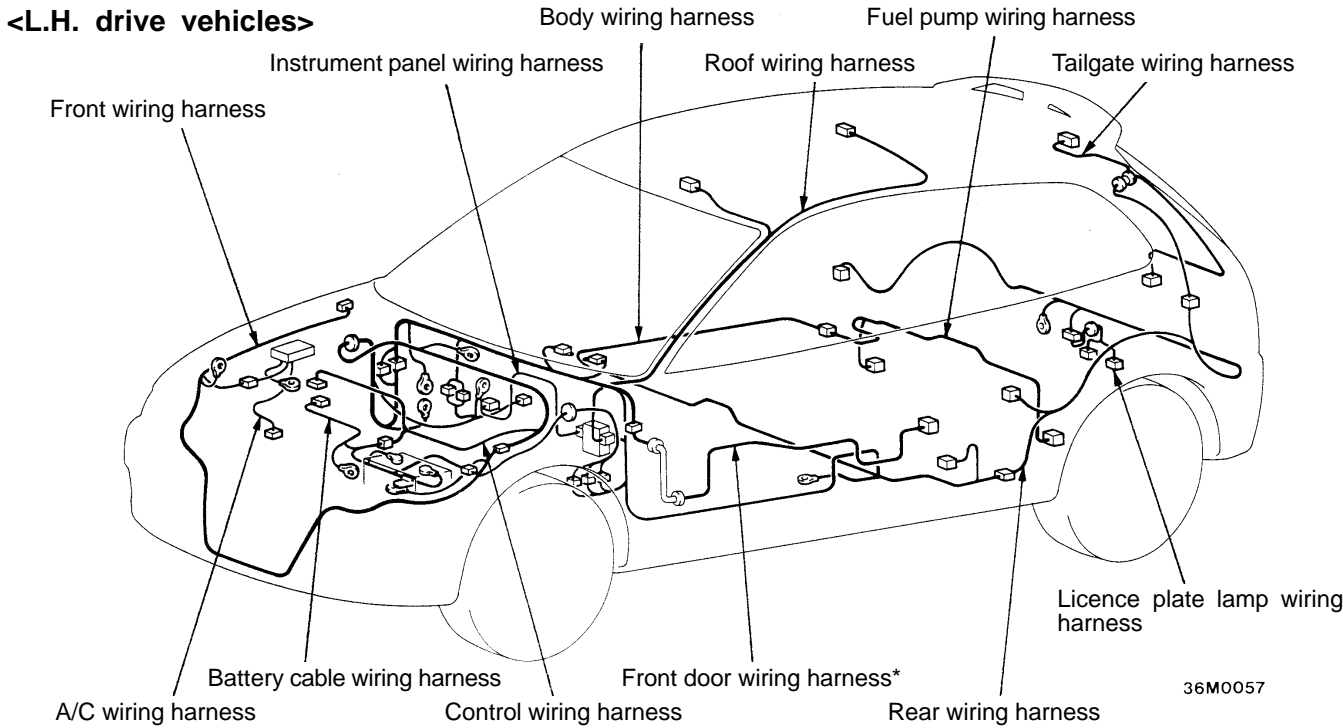


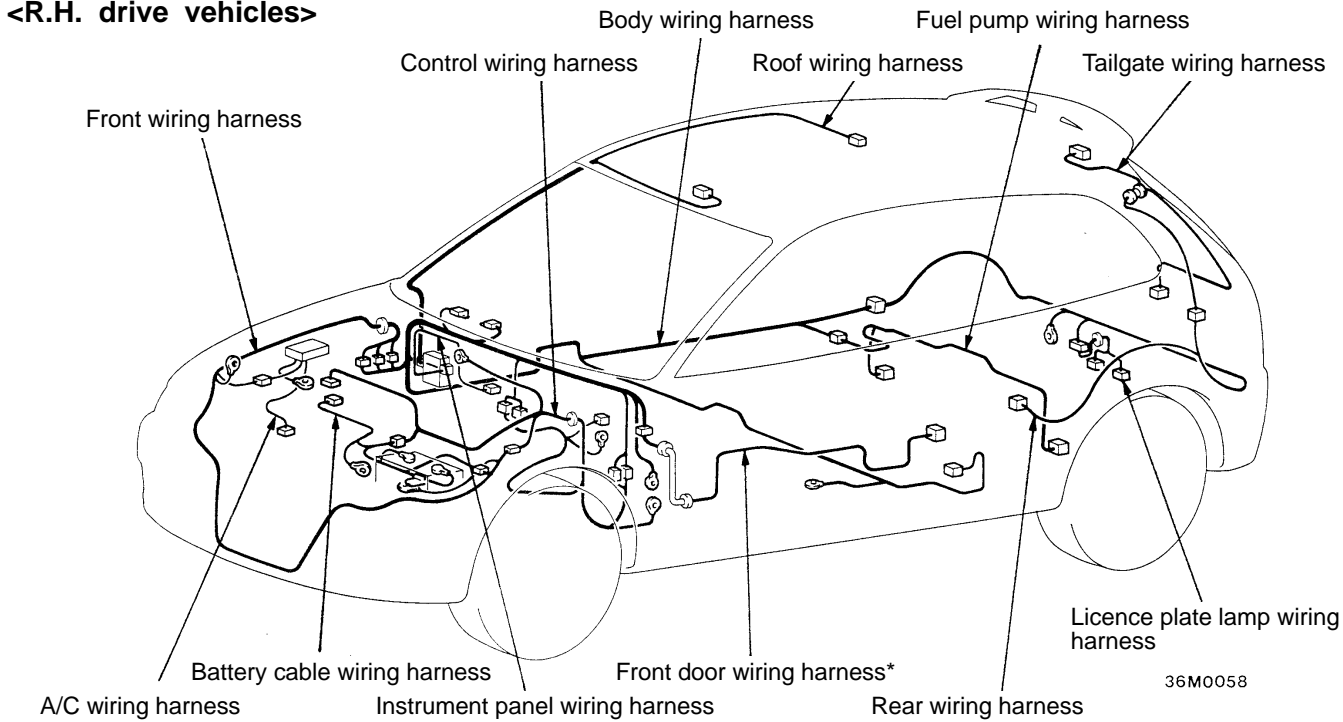
OVERALL WIRING DIAGRAM

Hatchback

<L.H. drive vehicles>



<R.H. drive vehicles>



Remarks

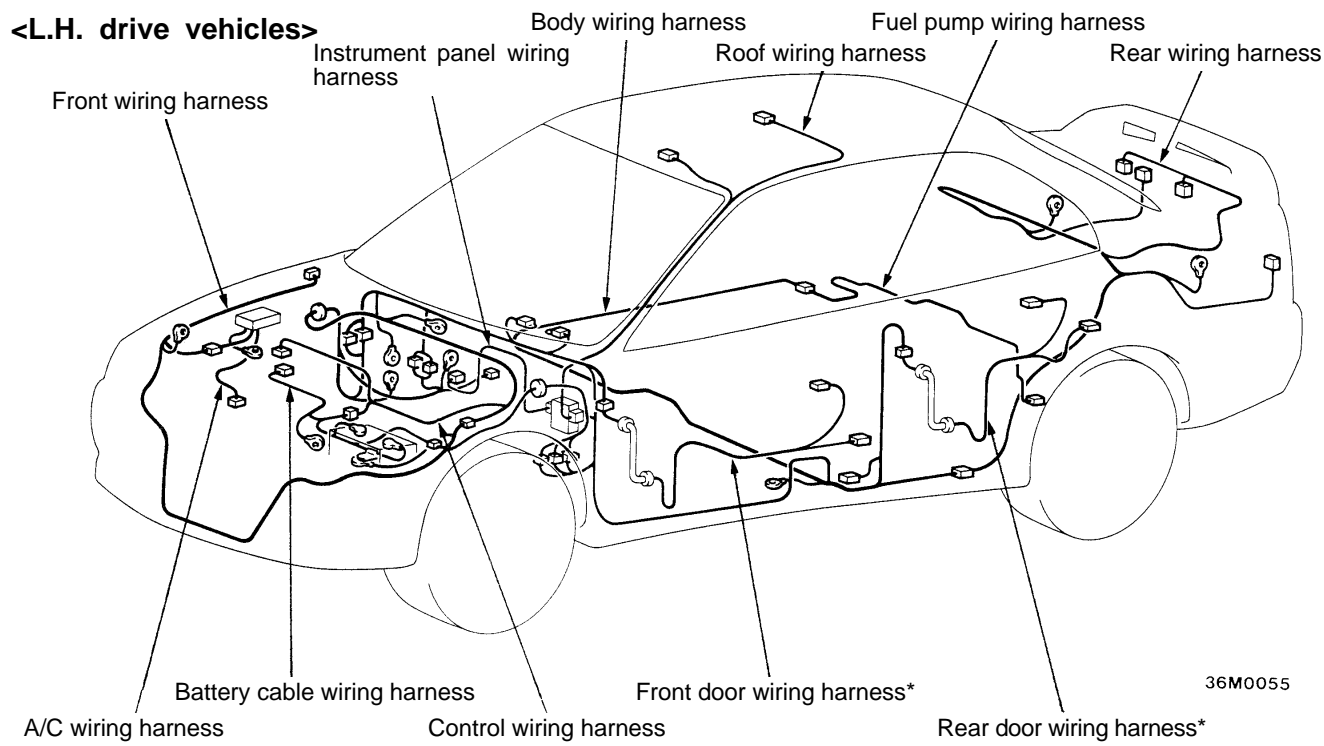
- (1) This illustration shows only major wiring harnesses.
- (2) \*:also equipped at the right side.

00004461

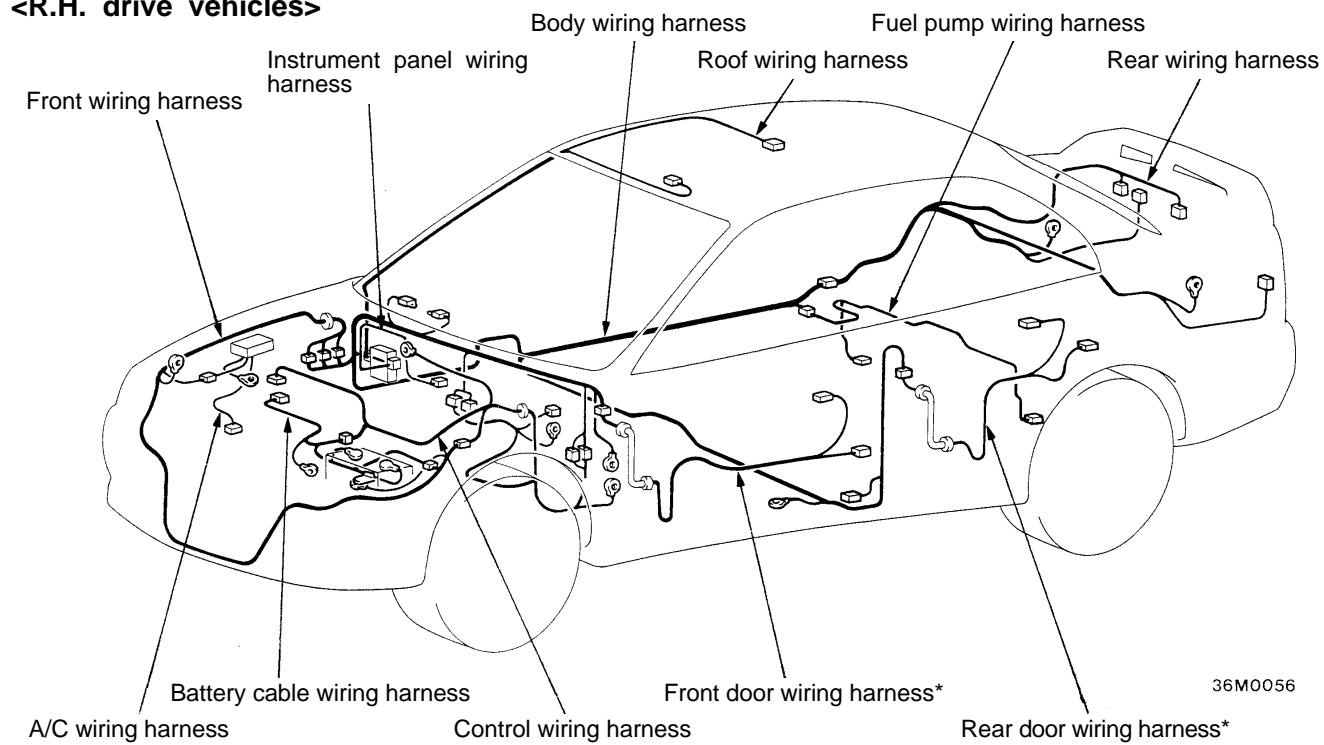
# OVERALL WIRING DIAGRAM

Sedan

<L.H. drive vehicles>



<R.H. drive vehicles>



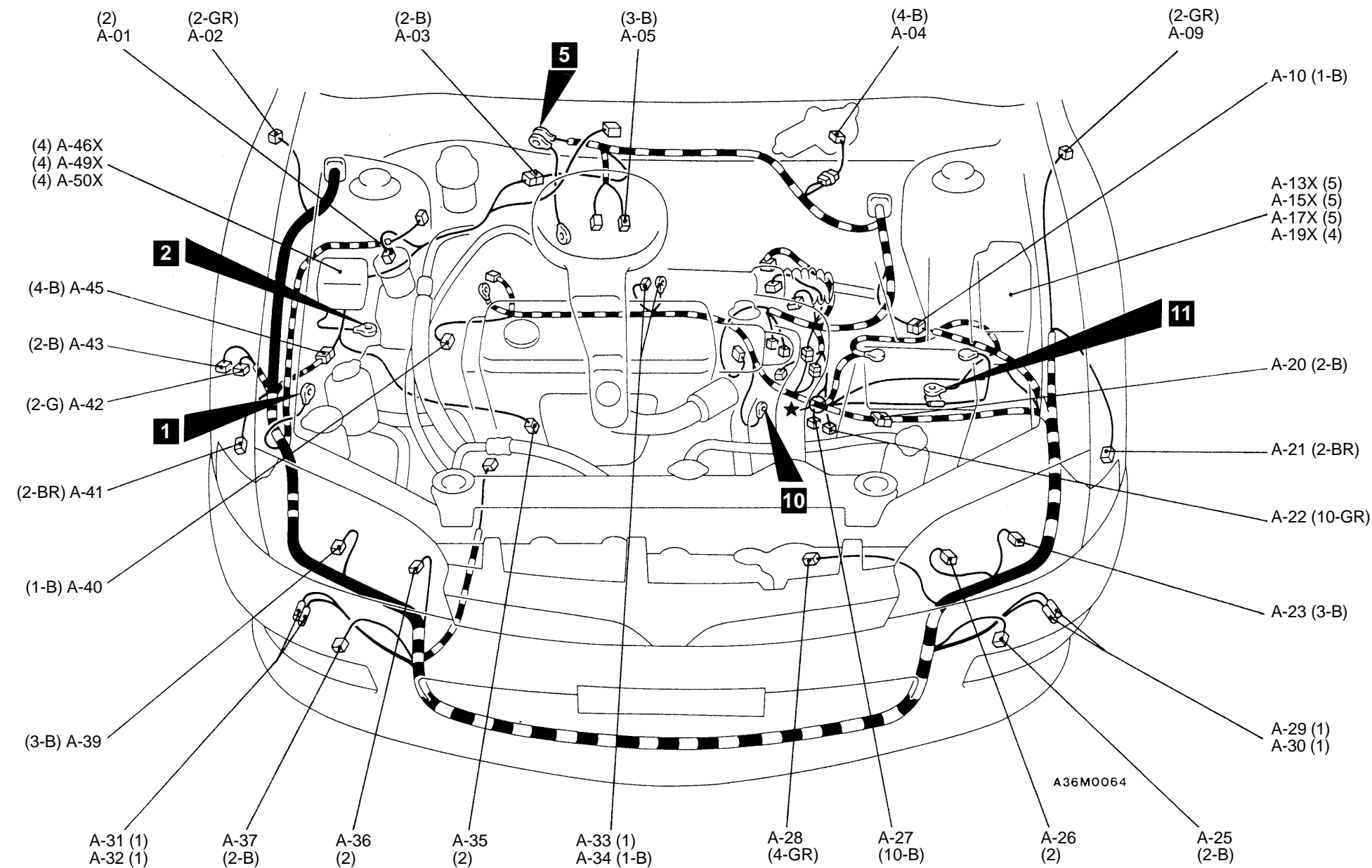
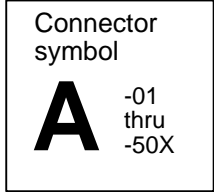
00004462

## Remarks

- (1) This illustration shows only major wiring harnesses.
- (2) \*:also equipped at the right side.

ENGINE COMPARTMENT

4G1 Carburettor <R.H. drive vehicles>



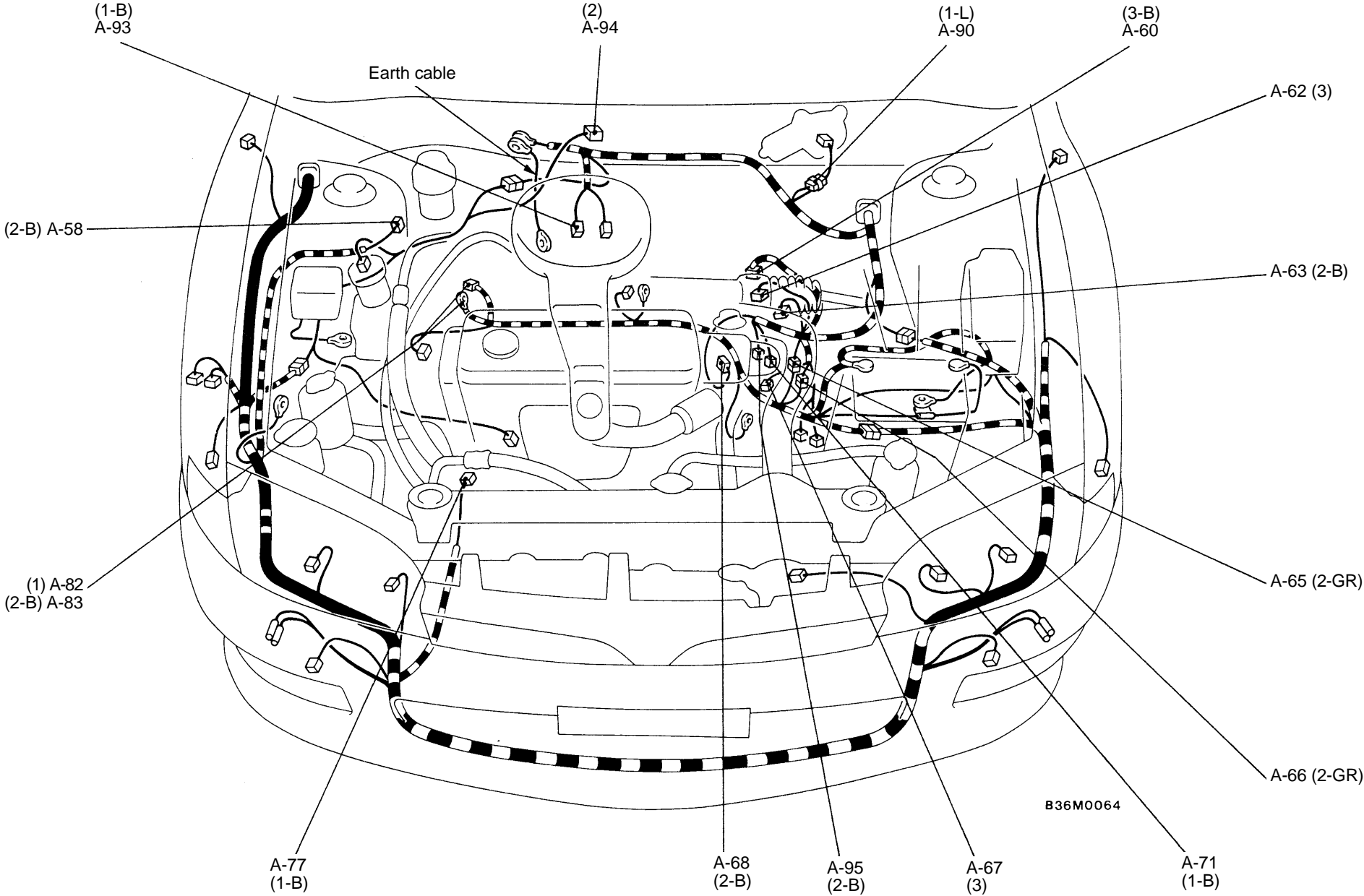
A-01	Dual pressure switch <A/C>	A-17X	Headlamp relay	A-29	Horn (HI)	A-41	Front turn signal lamp (RH)
A-02	Side turn signal lamp (RH)	A-19X	Alternator relay	A-30	Horn (HI)	A-42	Rear washer motor
A-03	A/C wiring harness and control wiring harness combination	A-20	Battery cable wiring harness and front wiring harness combination	A-31	Horn (LO)	A-43	Windshield washer motor
A-04	Windshield wiper motor	A-21	Front turn signal lamp (LH)	A-32	Horn (LO)	A-45	A/C wiring harness and front wiring harness combination
A-05	Throttle position sensor <A/T>	A-22	A/T control solenoid valve assembly	A-33	Starter	A-46X	Condenser fan relay
A-09	Side turn signal lamp (LH)	A-23	Headlamp (LH)	A-34	Starter	A-49X	Condenser fan control relay
A-10	Control wiring harness and front wiring harness combination	A-25	Fog lamp (LH)	A-35	Condenser fan motor	A-50X	A/C compressor relay
A-13X	Horn relay <SRS>	A-26	Position lamp (LH)	A-36	Position lamp (RH)		
A-15X	Radiator fan relay	A-27	Inhibitor switch <A/T>	A-37	Fog lamp (RH)		
		A-28	Radiator fan motor	A-39	Headlamp (RH)		
				A-40	Oil pressure switch		

4G1 Carburettor <R.H. drive vehicles>

Connector  
symbol

A

-58  
thru  
-95

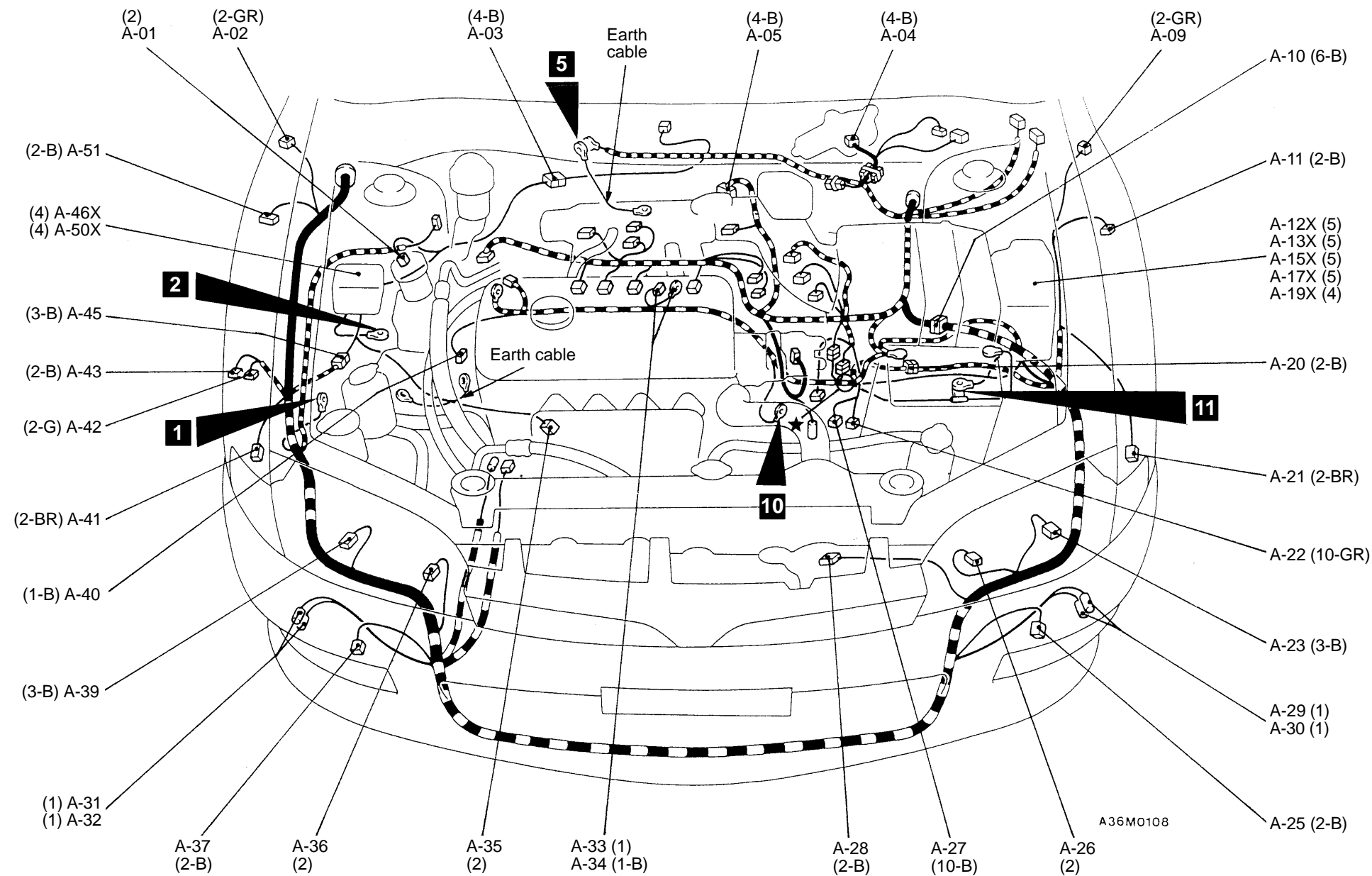
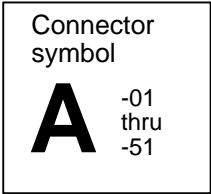


A-58	Brake fluid level sensor	A-66	Battery cable wiring harness and control wiring harness combination <A/T>	A-77	A/C refrigerant temperature switch and magnetic clutch	A-93	Fuel cut solenoid valve
A-60	Vehicle speed sensor	A-67	Input shaft speed sensor <A/T>	A-82	Alternator	A-94	Idle-up solenoid valve <A/C>
A-62	Output shaft speed sensor <A/T>	A-68	Distributor assembly	A-83	Alternator	A-95	Engine coolant temperature switch <A/C>
A-63	Back-up lamp switch <M/T>	A-71	Engine coolant temperature gauge unit	A-90	Engine speed detection connector		
A-65	Battery cable wiring harness and control wiring harness combination <M/T>						



ENGINE COMPARTMENT

4G13 MPI <R.H. drive vehicles>



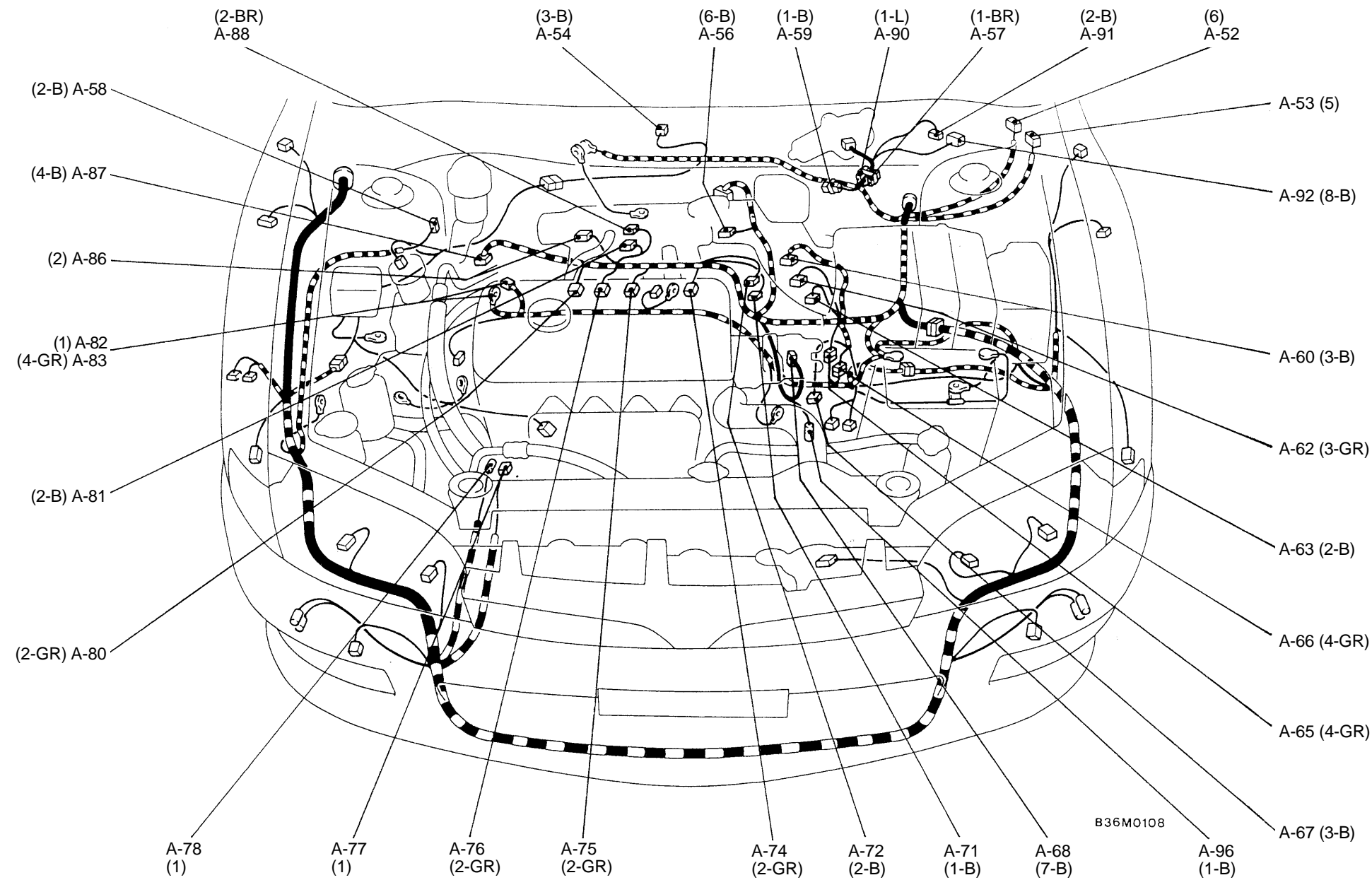
A-01	Dual pressure switch <A/C>	A-15X	Radiator fan relay	A-28	Radiator fan motor	A-40	Oil pressure switch
A-02	Side turn signal lamp (RH)	A-17X	Headlamp relay	A-29	Horn (HI)	A-41	Front turn signal lamp (RH)
A-03	A/C wiring harness and control wiring harness combination	A-19X	Alternator relay	A-30	Horn (HI)	A-42	Rear washer motor
A-04	Windshield wiper motor	A-20	Battery cable wiring harness and front wiring harness combination	A-31	Horn (LO)	A-43	Windshield washer motor
A-05	Throttle position sensor	A-21	Front turn signal lamp (LH)	A-32	Horn (LO)	A-45	A/C wiring harness and front wiring harness combination
A-09	Side turn signal lamp (LH)	A-22	A/T control solenoid valve assembly	A-33	Starter	A-46X	Condenser fan relay
A-10	Control wiring harness and front wiring harness combination	A-23	Headlamp (LH)	A-34	Starter	A-50X	A/C compressor relay
A-11	Wheel speed sensor (front:LH) <ABS>	A-25	Fog lamp (LH)	A-35	Condenser fan motor	A-51	Wheel speed sensor (front:RH) <ABS>
A-13X	Horn relay<SRS>	A-26	Position lamp (LH)	A-36	Position lamp (RH)		
		A-27	Inhibitor switch <A/T>	A-37	Fog lamp (RH)		
				A-39	Headlamp (RH)		

4G13 MPI <R.H. drive vehicles>

Connector  
symbol

A

-52  
thru  
-96



A-52	ABS valve relay	A-63	Back-up lamp switch <M/T>	A-74	Injector 4	A-83	Alternator
A-53	ABS motor relay	A-65	Battery cable wiring harness and control wiring harness combination <M/T>	A-75	Injector 3	A-86	Intake air temperature sensor
A-54	Vacuum sensor			A-76	Injector 2	A-87	Oxygen sensor (front)
A-56	Idle speed control servo	A-66	Battery cable wiring harness and control wiring harness combination <A/T>	A-77	A/C refrigerant temperature switch and magnetic clutch	A-88	EGR solenoid valve
A-57	Ignition timing adjustment connector			A-78	Power steering oil pressure switch	A-90	Engine speed detection connector
A-58	Brake fluid level sensor	A-67	Input shaft speed sensor <A/T>	A-80	Injector 1	A-91	ABS hydraulic unit
A-59	Fuel pump check connector	A-68	Distributor assembly	A-81	Purge control solenoid valve	A-92	ABS hydraulic unit
A-60	Vehicle speed sensor	A-71	Engine coolant temperature gauge unit	A-82	Alternator	A-96	Capacitor
A-62	Output shaft speed sensor <A/T>	A-72	Engine coolant temperature sensor				

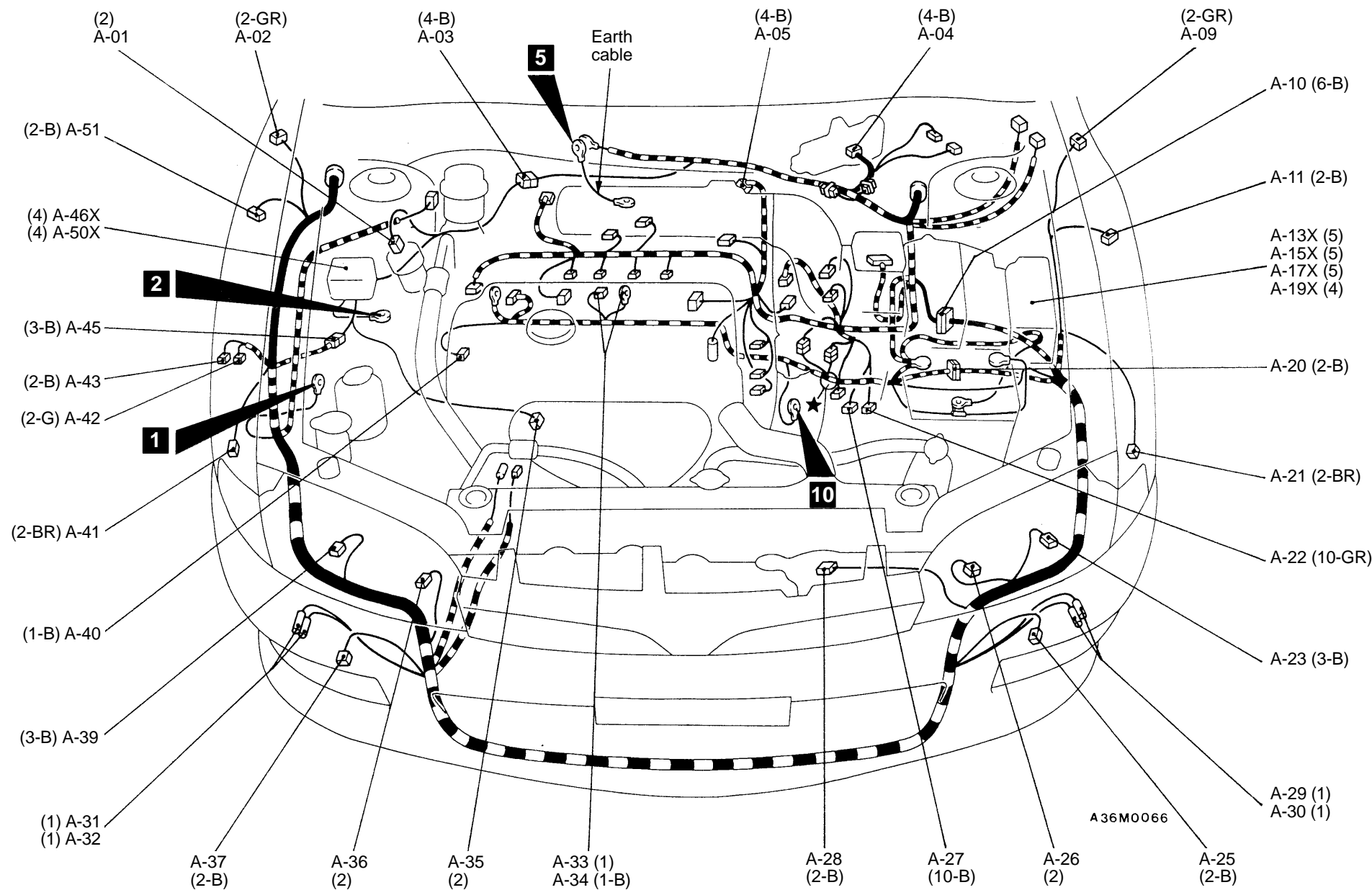
ENGINE COMPARTMENT

4G92 MPI <R.H. drive vehicles>

Connector  
symbol

A

-01  
thru  
-51



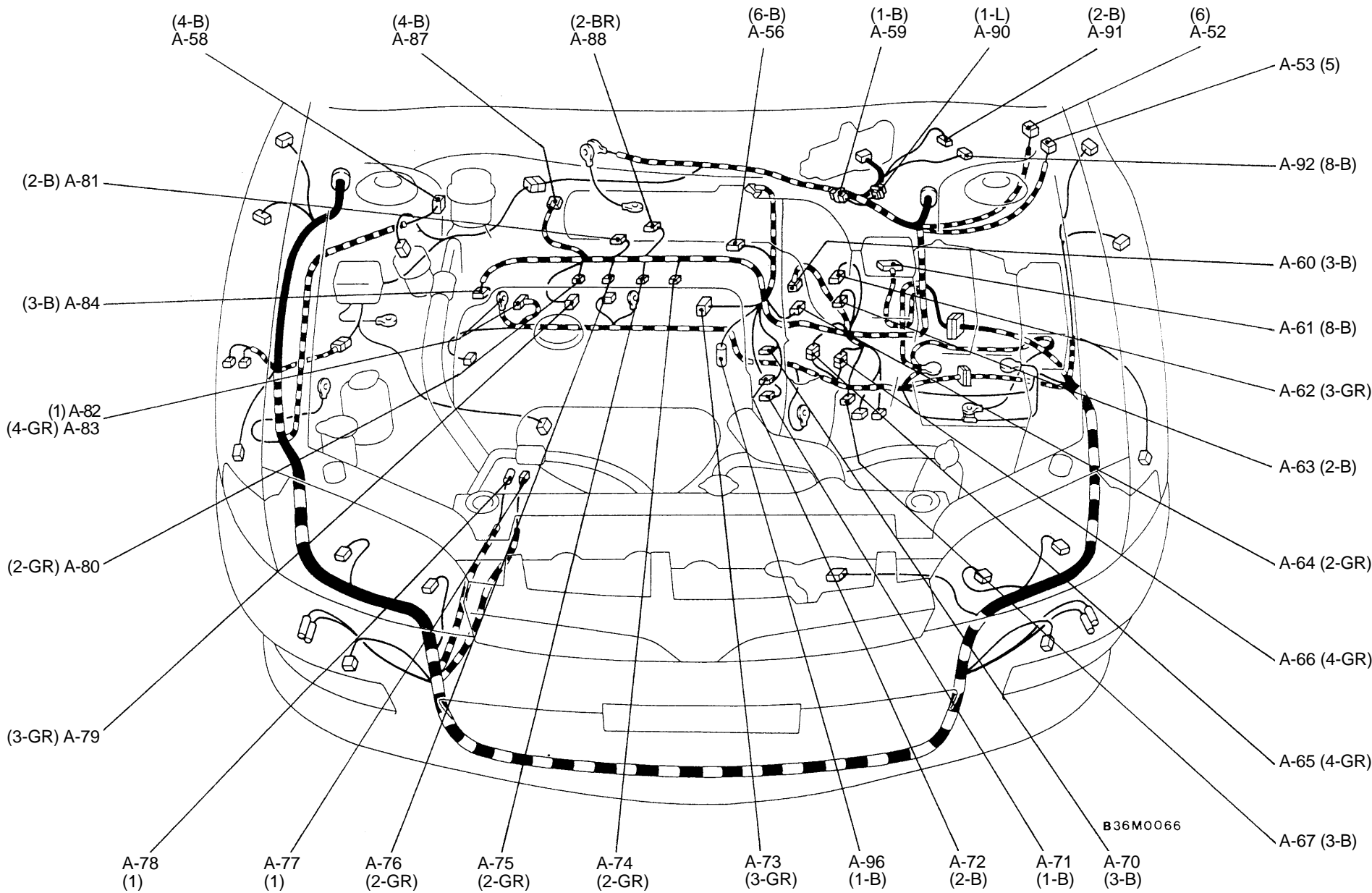
A-01	Dual pressure switch <A/C>	A-15X	Radiator fan relay	A-28	Radiator fan motor	A-40	Oil pressure switch
A-02	Side turn signal lamp (RH)	A-17X	Headlamp relay	A-29	Horn (HI)	A-41	Front turn signal lamp (RH)
A-03	A/C wiring harness and control wiring harness combination	A-19X	Alternator relay	A-30	Horn (HI)	A-42	Rear washer motor
A-04	Windshield wiper motor	A-20	Battery cable wiring harness and front wiring harness combination	A-31	Horn (LO)	A-43	Windshield washer motor
A-05	Throttle position sensor	A-21	Front turn signal lamp (LH)	A-32	Horn (LO)	A-45	A/C wiring harness and front wiring harness combination
A-09	Side turn signal lamp (LH)	A-22	A/T control solenoid valve assembly	A-33	Starter	A-46X	Condenser fan relay
A-10	Control wiring harness and front wiring harness combination	A-23	Headlamp (LH)	A-34	Starter	A-50X	A/C compressor relay
A-11	Wheel speed sensor (front:LH) <ABS>	A-25	Fog lamp (LH)	A-35	Condenser fan motor	A-51	Wheel speed sensor (front:RH) <ABS>
A-13X	Horn relay <SRS>	A-26	Position lamp (LH)	A-36	Position lamp (RH)		
		A-27	Inhibitor switch <A/T>	A-37	Fog lamp (RH)		
				A-39	Headlamp (RH)		

4G92 MPI <R.H. drive vehicles>

Connector  
symbol

A

-52  
thru  
-96

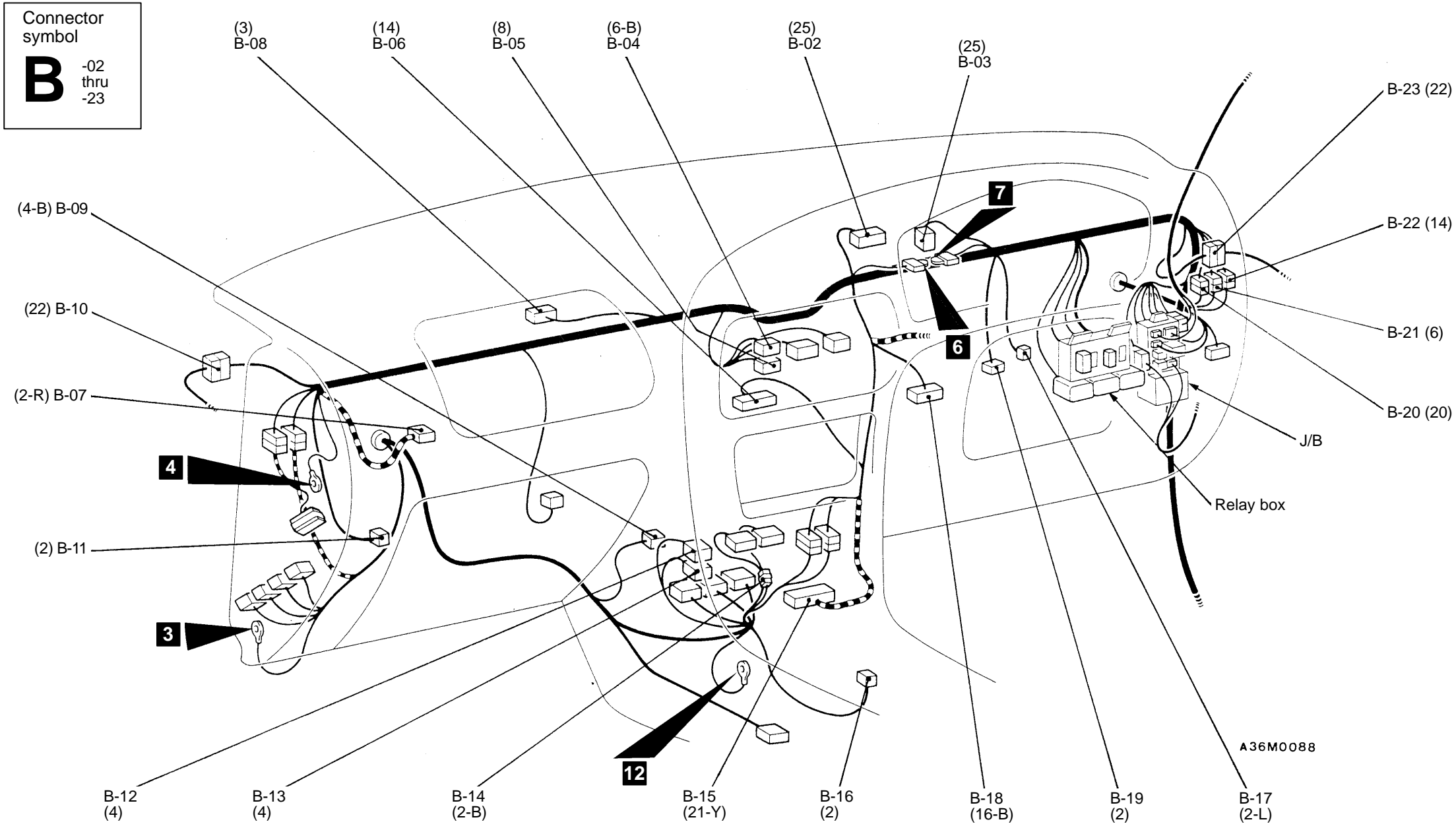


A-52	ABS valve relay	A-65	Battery cable wiring harness and control wiring harness combination <M/T>	A-75	Injector 3	A-84	Crank angle sensor
A-53	ABS motor relay	A-66	Battery cable wiring harness and control wiring harness combination <A/T>	A-76	Injector 2	A-87	Oxygen sensor
A-56	Idle speed control servo	A-67	Input shaft speed sensor <A/T>	A-77	A/C refrigerant temperature switch and magnetic clutch	A-88	EGR solenoid valve
A-58	Brake fluid level sensor	A-70	Camshaft position sensor	A-78	Power steering oil pressure switch	A-90	Engine speed detection connector
A-59	Fuel pump check connector	A-71	Engine coolant temperature gauge unit	A-79	Ignition coil 2	A-91	ABS hydraulic unit
A-60	Vehicle speed sensor	A-72	Engine coolant temperature sensor	A-80	Injector 1	A-92	ABS hydraulic unit
A-61	Air flow sensor	A-73	Ignition coil 1	A-81	Purge control solenoid valve	A-96	Capacitor
A-62	Output shaft speed sensor <A/T>	A-74	Injector 4	A-82	Alternator		
A-63	Back-up lamp switch <M/T>			A-83	Alternator		
A-64	Detonation sensor						



DASH PANEL

R.H. drive vehicles



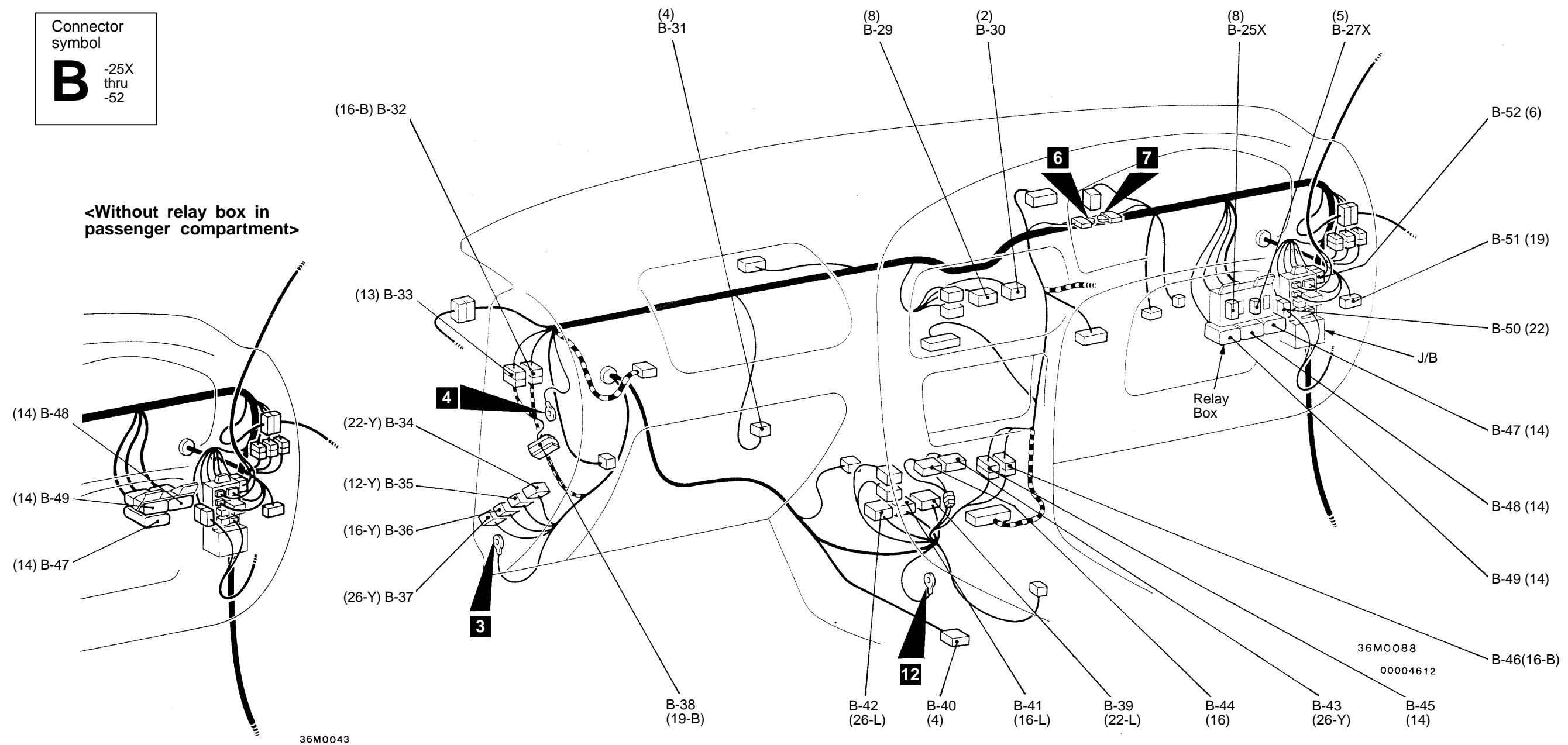
B-02 Combination meter  
B-03 Combination meter  
B-04 Defogger switch  
B-05 A/C switch  
B-06 Radio and tape player  
B-07 Air bag module (squib) (passenger's side)  
B-08 Thermostat <A/C>

B-09 A/T relay  
B-10 Front door wiring harness (passenger's side) and body wiring harness combination  
B-11 Blower motor  
B-12 Fuel pump relay <MPI>  
B-13 Engine control relay <MPI>  
B-14 Diode (for ABS circuit)

B-15 SRS-ECU  
B-16 A/T selector lever position illumination lamp  
B-17 Accelerator pedal switch <Carburettor-A/T>  
B-18 Diagnosis connector  
B-19 Stop lamp switch  
B-20 Front wiring harness and body wiring harness combination

B-21 Front wiring harness and body wiring harness combination  
B-22 Front wiring harness and body wiring harness combination  
B-23 Front door wiring harness (driver's side) and body wiring harness combination

## R.H. drive vehicles

Connector  
symbol**B** -25X  
thru  
-52

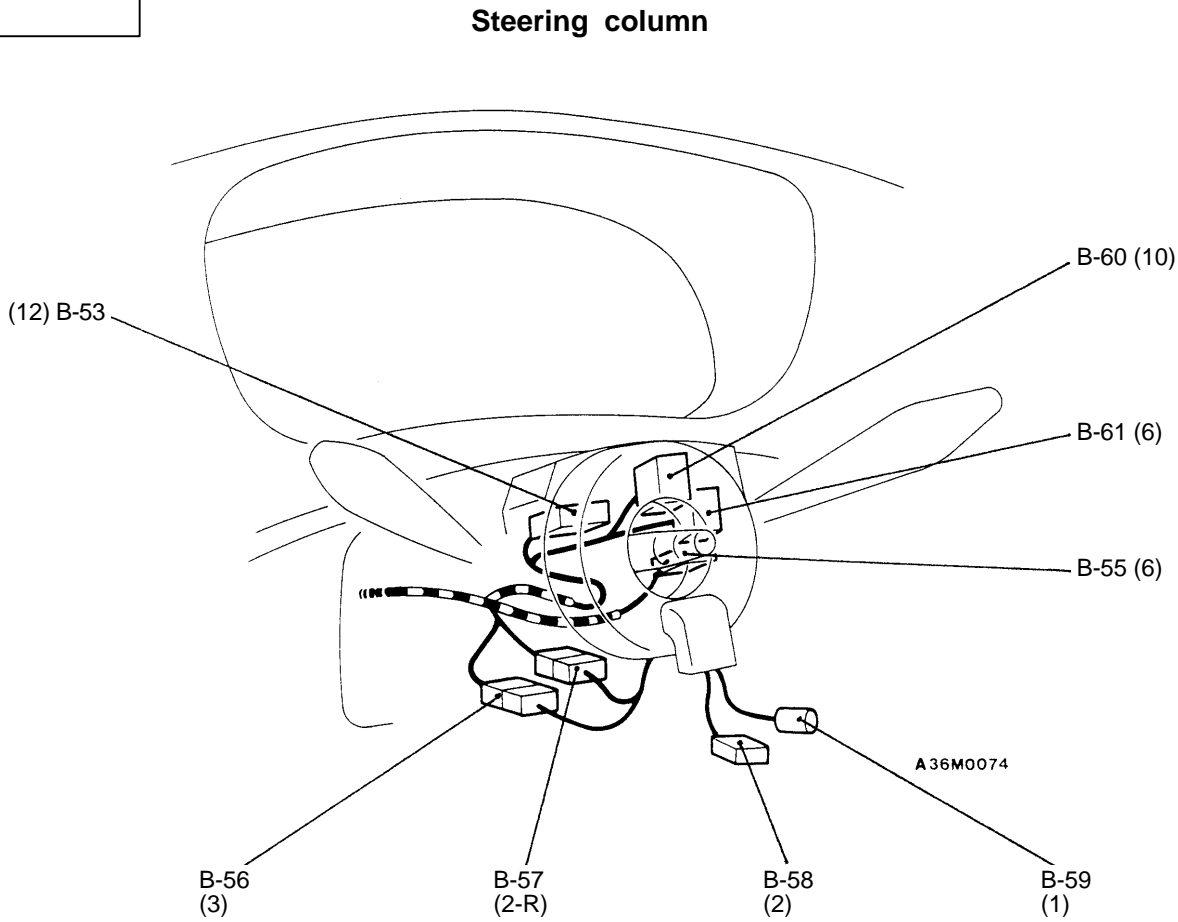
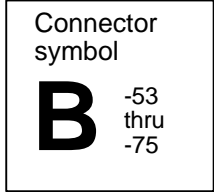
B-25X Rear intermittent wiper relay or jumper connector  
 B-27X Power window relay  
 B-29 Blower switch  
 B-30 Blower control illumination lamp  
 B-31 Resistor  
 B-32 Control wiring harness and body wiring harness combination

B-33 Control wiring harness and body wiring harness combination  
 B-34 Engine ECU <MPI>  
 B-35 Engine ECU <MPI>  
 B-36 Engine ECU <MPI>  
 B-37 Engine ECU <MPI>  
 B-38 J/C (5)  
 B-39 ELC-4A/T-ECU

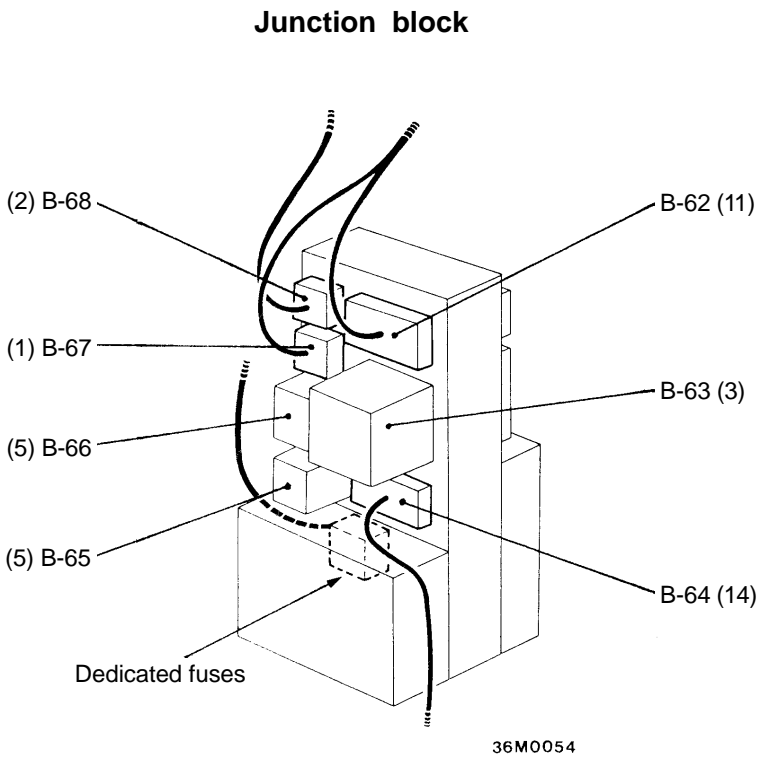
B-40 Oxygen sensor (rear) <4G13>  
 B-41 ELC-4A/T-ECU  
 B-42 ELC-4A/T-ECU  
 B-43 ABS-ECU  
 B-44 ABS-ECU  
 B-45 Control wiring harness and body wiring harness combination <A/T>  
 B-46 Control wiring harness and body wiring harness combination <ABS>

B-47 J/C (4)  
 B-48 J/C (3)  
 B-49 J/C (2)  
 B-50 Instrument panel wiring harness and body wiring harness combination  
 B-51 J/C (1)  
 B-52 Roof wiring harness and body wiring harness combination <Sunroof>

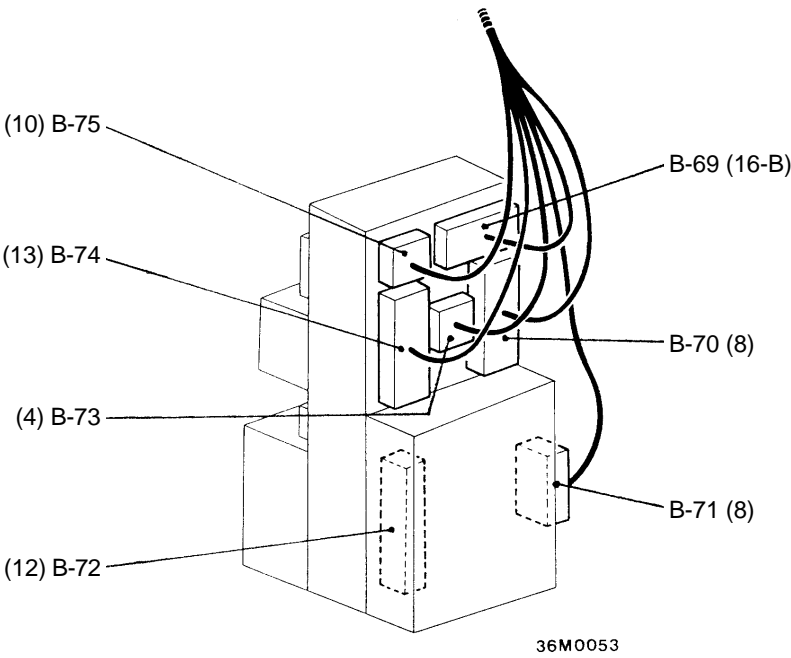
R.H. drive vehicles



(Front view)



(Rear view)



B-53	Column switch
B-55	Ignition switch
B-56	Clock spring <SRS>
B-57	Clock spring <SRS>
B-58	Air bag module (squib) (driver's side)
B-59	Horn switch <SRS>
B-60	Column switch

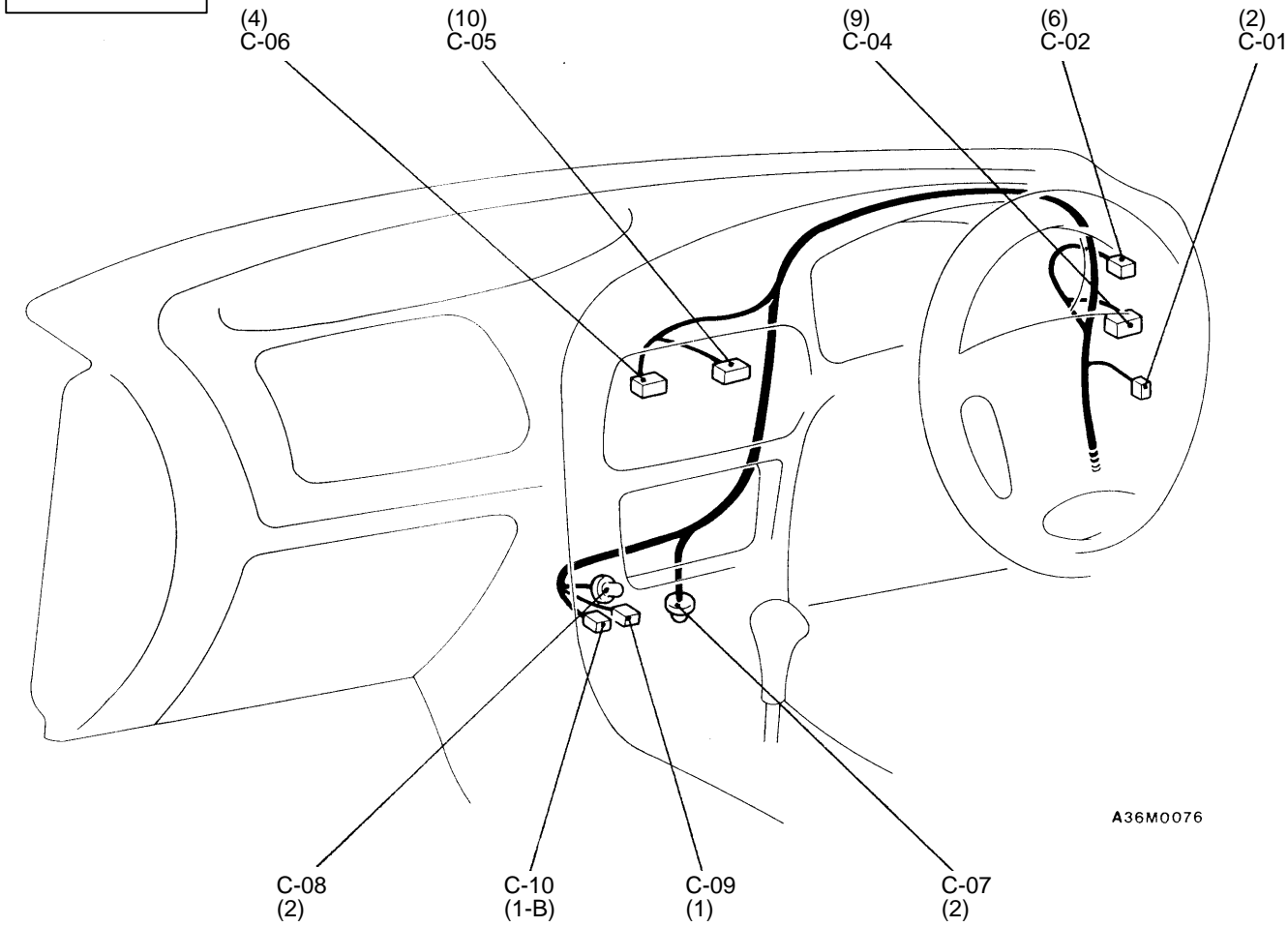
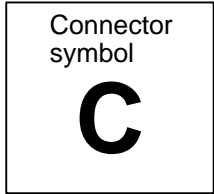
B-61	Column switch
B-62	Front wiring harness and J/B combination
B-63	Turn-signal and hazard warning flasher unit
B-64	Instrument panel wiring harness and J/B combination
B-65	Defogger relay

B-66	Blower relay
B-67	Front wiring harness and J/B combination
B-68	Roof wiring harness and J/B combination
B-69	Body wiring harness and J/B combination
B-70	Body wiring harness and J/B combination
B-71	ETACS-ECU
B-72	Buzzer-ECU or ETACS-ECU

B-73	Body wiring harness and J/B combination
B-74	Body wiring harness and J/B combination
B-75	Body wiring harness and J/B combination

INSTRUMENT PANEL

R.H. drive vehicles

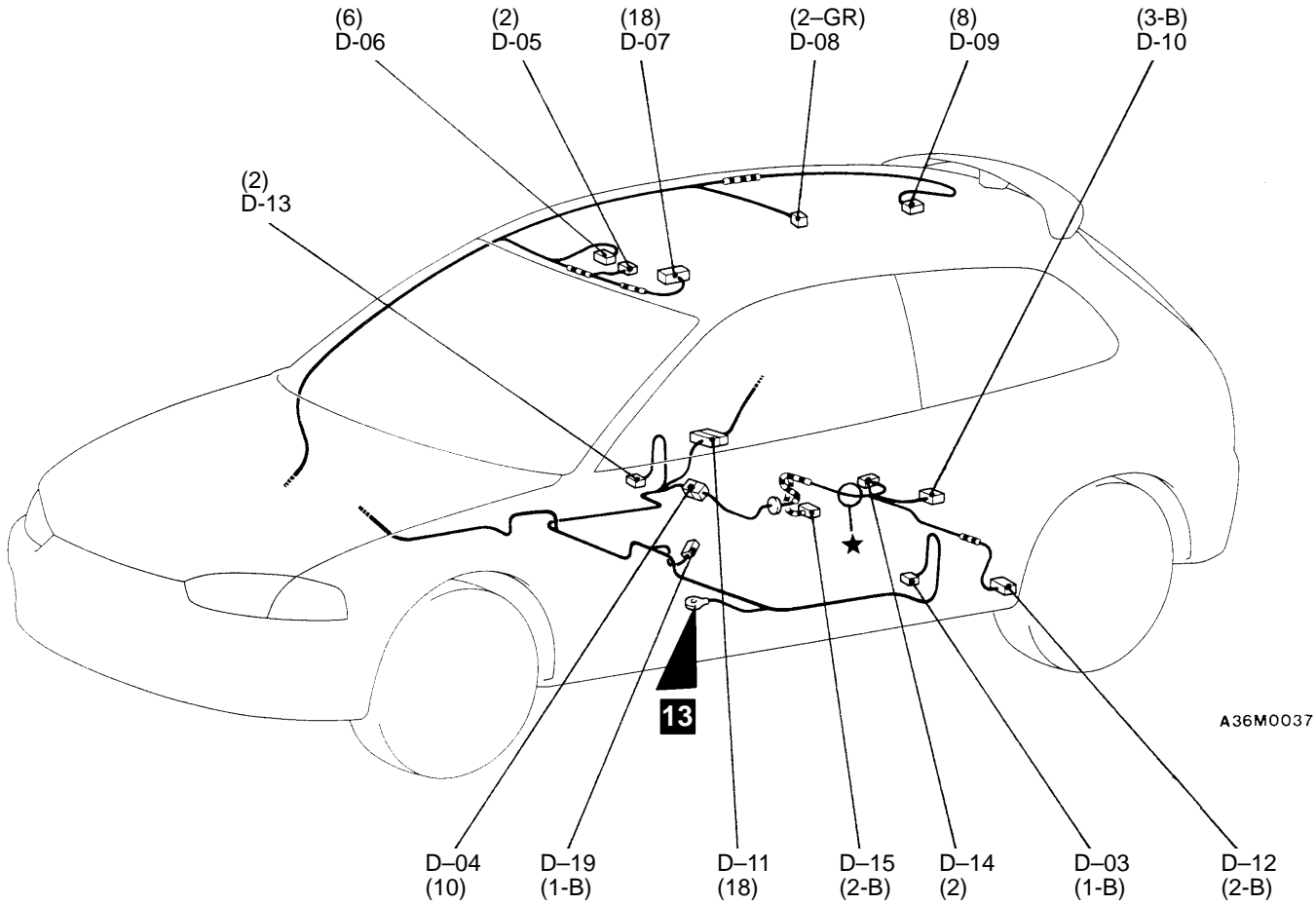
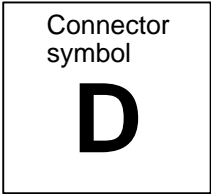


C-01	Rheostat	C-07	Ashtray illumination lamp
C-02	Fog lamp switch	C-08	Cigarette lighter illumination lamp
C-04	Remote controlled mirror switch	C-09	Cigarette lighter
C-05	Hazard warning switch	C-10	Cigarette lighter
C-06	Clock		



# FLOOR AND ROOF

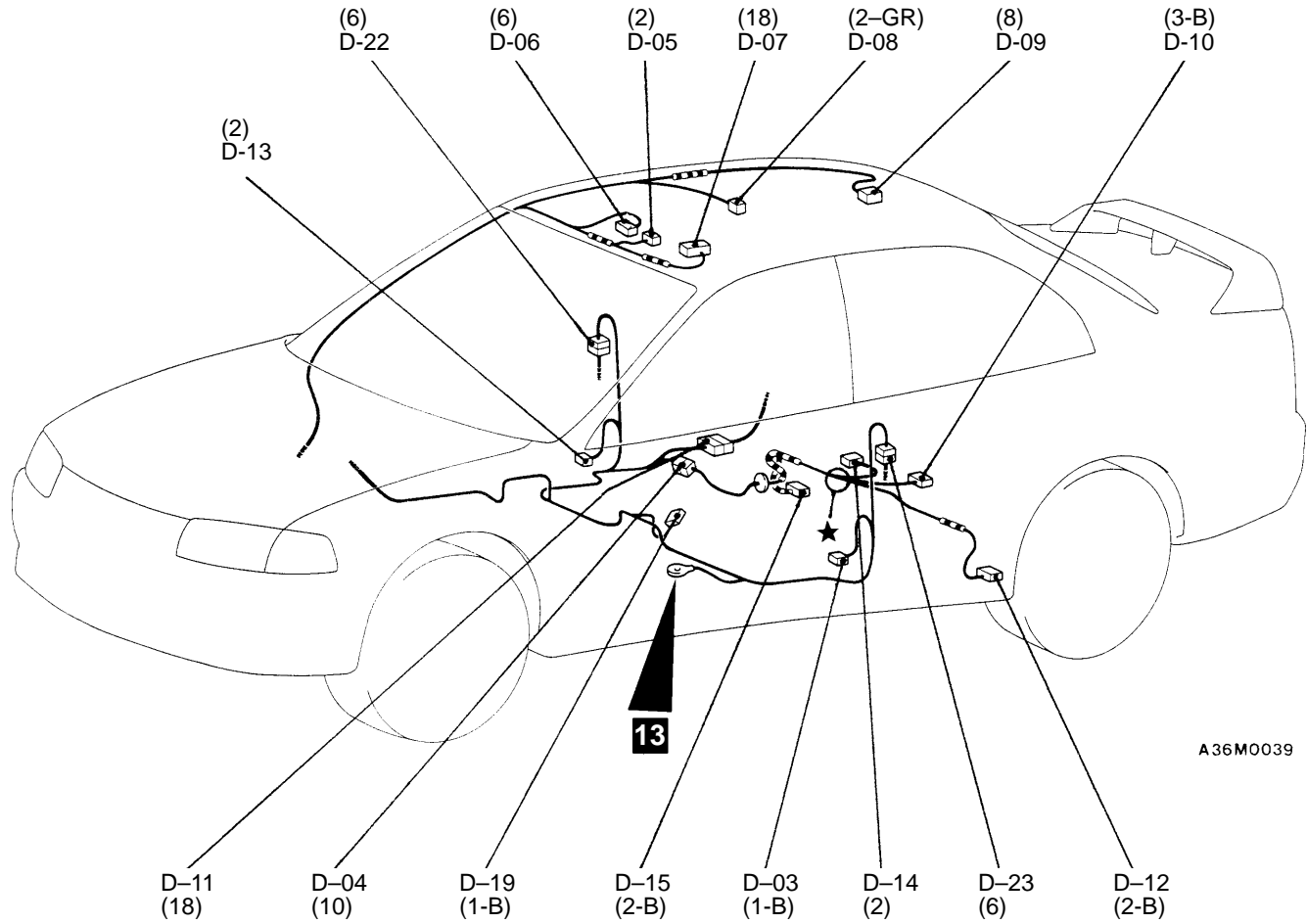
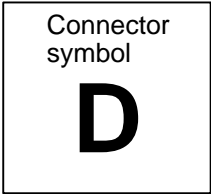
Hatchback <R.H. drive vehicles>



D-03	Front door switch (passenger's side)	D-10	Fuel gauge unit
D-04	Fuel pump wiring harness and body wiring harness combination	D-11	Rear wiring harness and body wiring harness combination
D-05	Room lamp <with sunroof>	D-12	Wheel speed sensor (rear:LH) <ABS>
D-06	Sunroof switch	D-13	Front door switch (driver's side)
D-07	Sunroof-ECU	D-14	Fuel pump <MPI>
D-08	Room lamp <without sunroof>	D-15	Wheel speed sensor (rear:RH) <ABS>
D-09	Sunroof motor	D-19	Parking brake switch

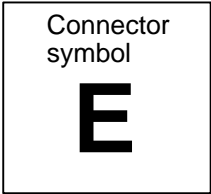
FLOOR AND ROOF

Sedan <R.H. drive vehicles>



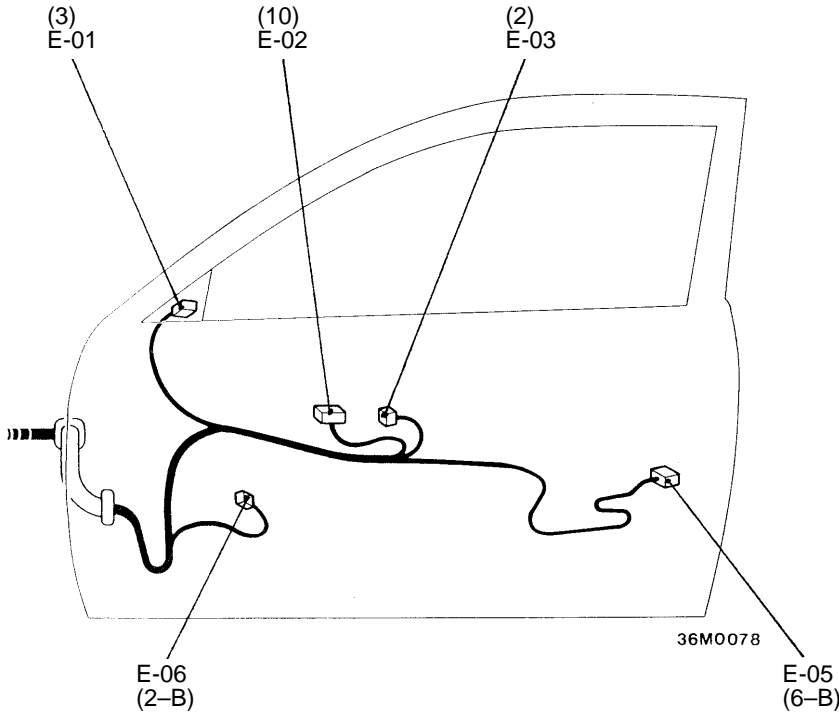
D-03	Front door switch (passenger's side)	D-12	Wheel speed sensor (rear:LH) <ABS>
D-04	Fuel pump wiring harness and body wiring harness combination	D-13	Front door switch (driver's side)
D-05	Room lamp <with sunroof>	D-14	Fuel pump <MPI>
D-06	Sunroof switch	D-15	Wheel speed sensor (rear:RH) <ABS>
D-07	Sunroof-ECU	D-19	Parking brake switch
D-08	Room lamp <without sunroof>	D-22	Rear door wiring harness (RH) and body wiring harness combination
D-09	Sunroof motor	D-23	Rear door wiring harness (LH) and body wiring harness combination
D-10	Fuel gauge unit		
D-11	Rear wiring harness and body wiring harness combination		

DOOR  
Hatchback

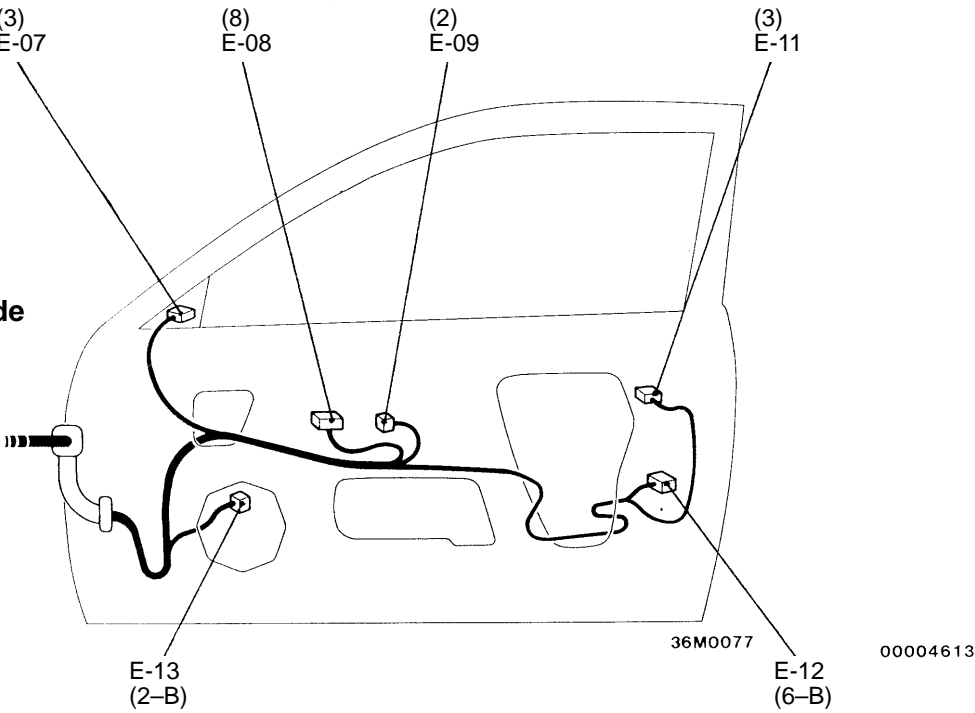


<L.H. drive vehicles>

Driver's side

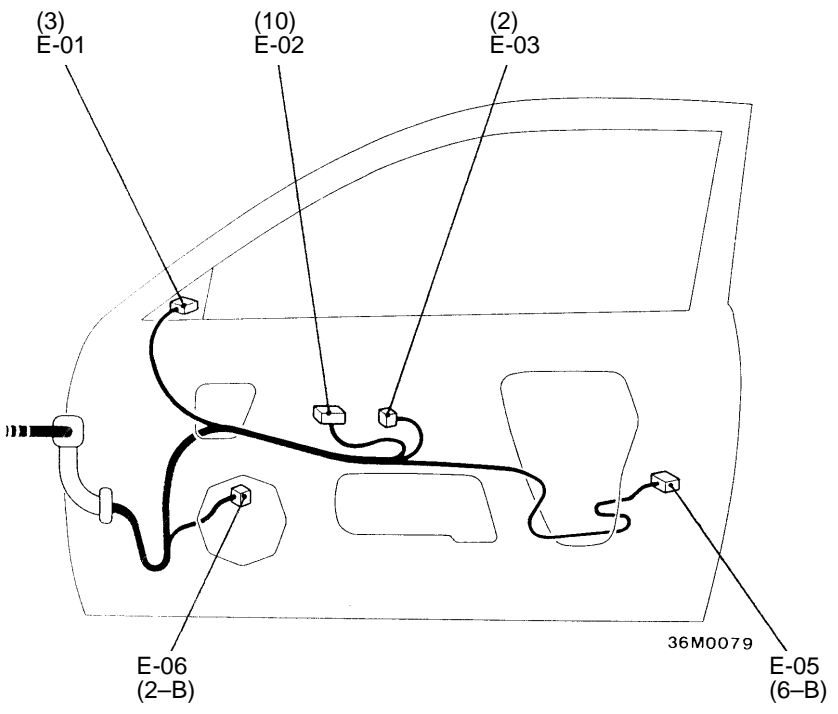


Passenger's side

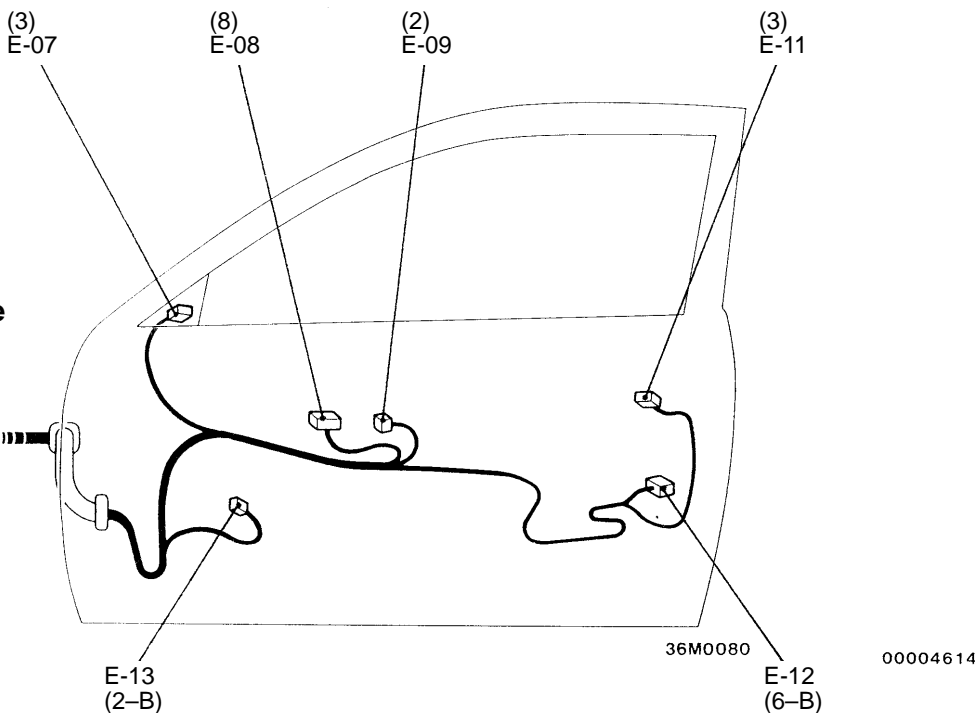


<R.H. drive vehicles>

Driver's side

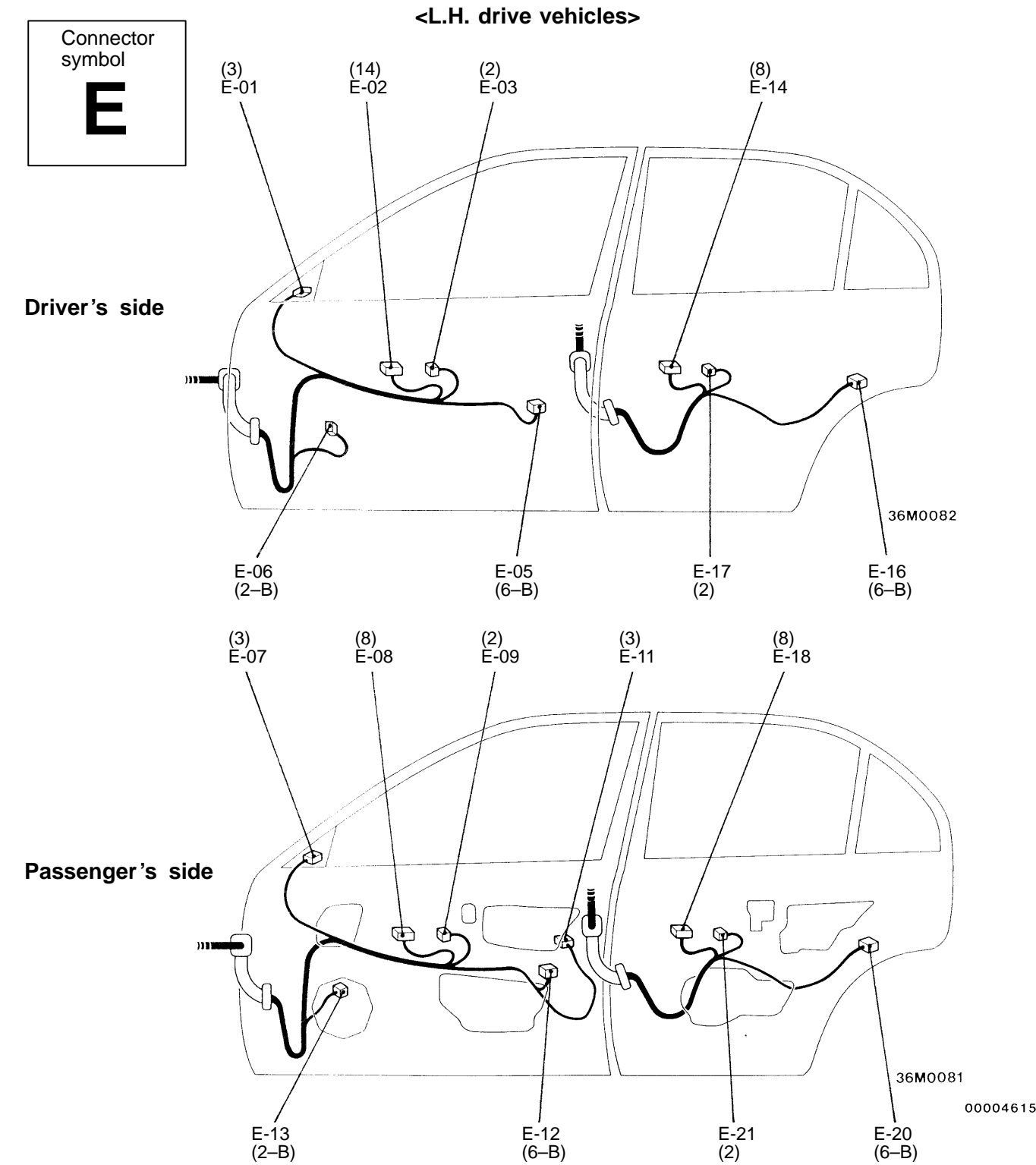


Passenger's side

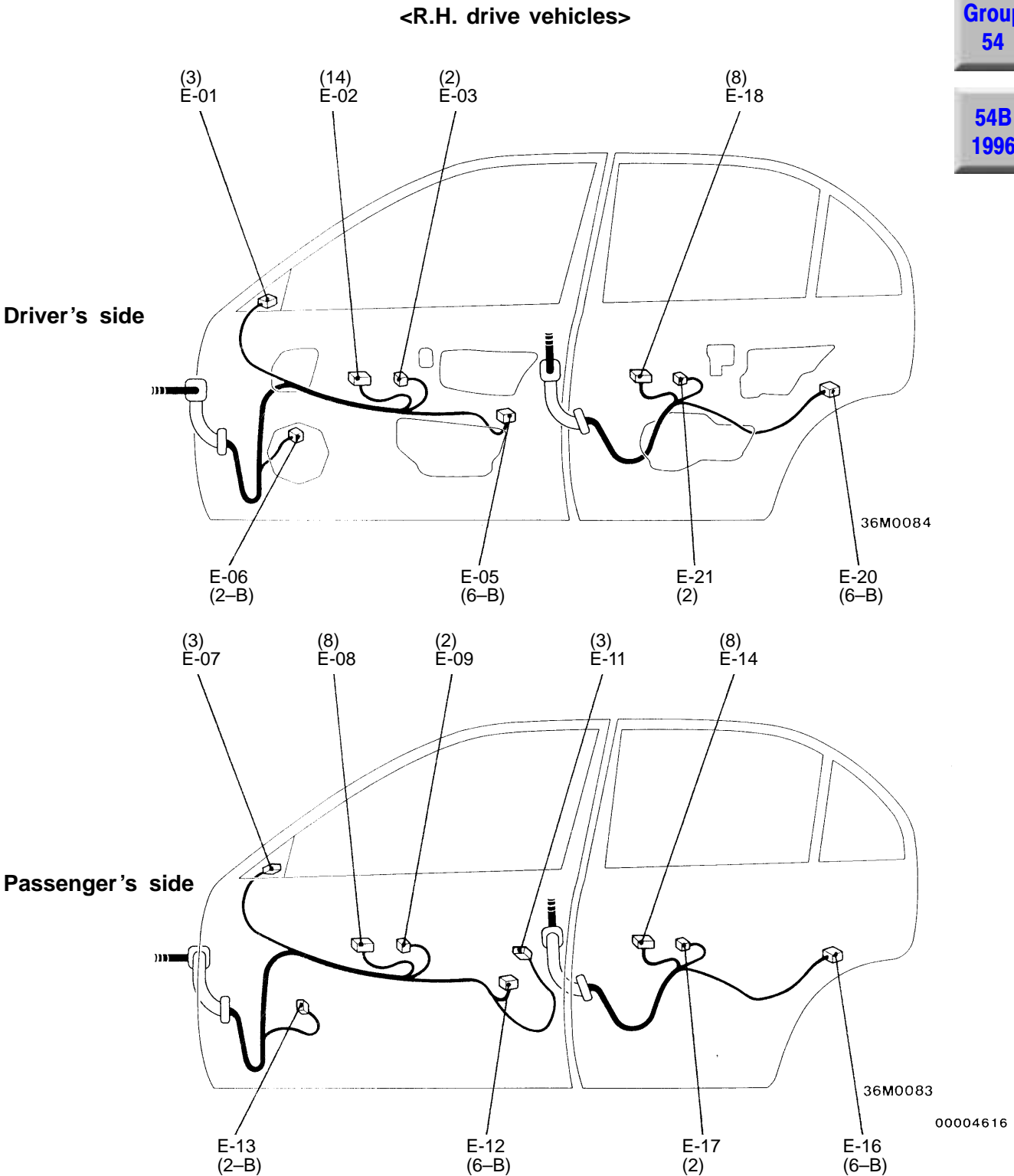


E-01	Remote controlled mirror (driver's side)	E-06	Front speaker (driver's side)	E-09	Power window motor (passenger's side)	E-13	Front speaker (passenger's side)
E-02	Power window main switch	E-07	Remote controlled mirror (passenger's side)	E-11	Door lock key cylinder switch		
E-03	Power window motor (driver's side)	E-08	Power window sub switch	E-12	Front door lock actuator (passenger's side)		
E-05	Front door lock actuator (driver's side)						

DOOR  
Sedan



- |      |  |      |   |
|------|--|------|---|
| E-01 | Remote controlled mirror (driver's side) | E-07 | Remote controlled mirror (passenger's side) |
| E-02 | Power window main switch                 | E-08 | Front power window sub switch               |
| E-03 | Front power window motor (driver's side) | E-09 | Front power window motor (passenger's side) |
| E-05 | Front door lock actuator (driver's side) |      |   |
| E-06 | Front speaker (driver's side)            |      |   |

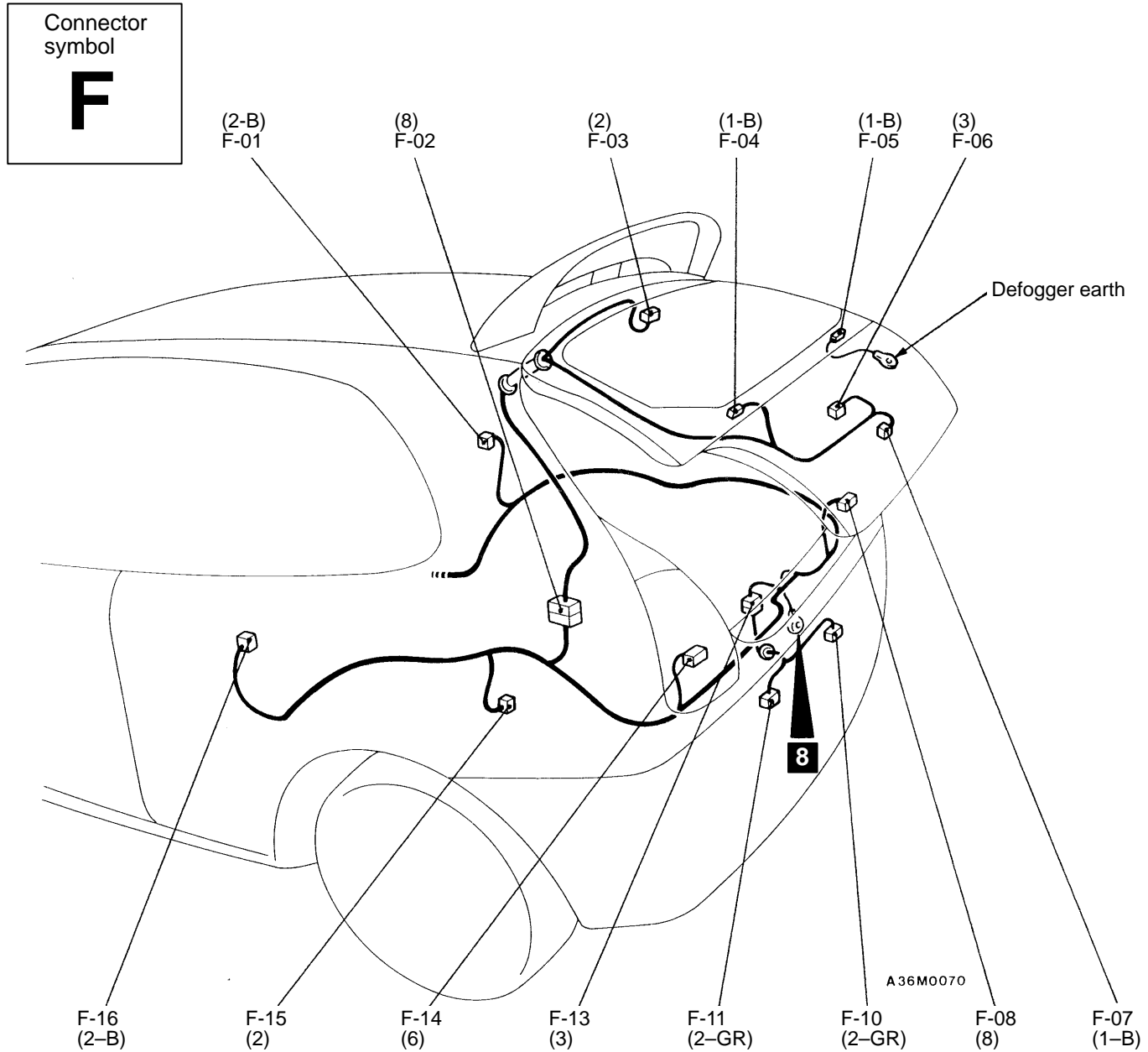


- |      |   |      |                                   |
|------|---|------|-----------------------------------|
| E-11 | Door lock key cylinder switch               | E-16 | Rear door lock actuator (LH)      |
| E-12 | Front door lock actuator (passenger's side) | E-17 | Rear power window motor (LH)      |
| E-13 | Front speaker (passenger's side)            | E-18 | Rear power window sub switch (RH) |
| E-14 | Rear power window sub switch (LH)           | E-20 | Rear door lock actuator (RH)      |
|      |   | E-21 | Rear power window motor (RH)      |



LUGGAGE COMPARTMENT

Hatchback <R.H. drive vehicles>



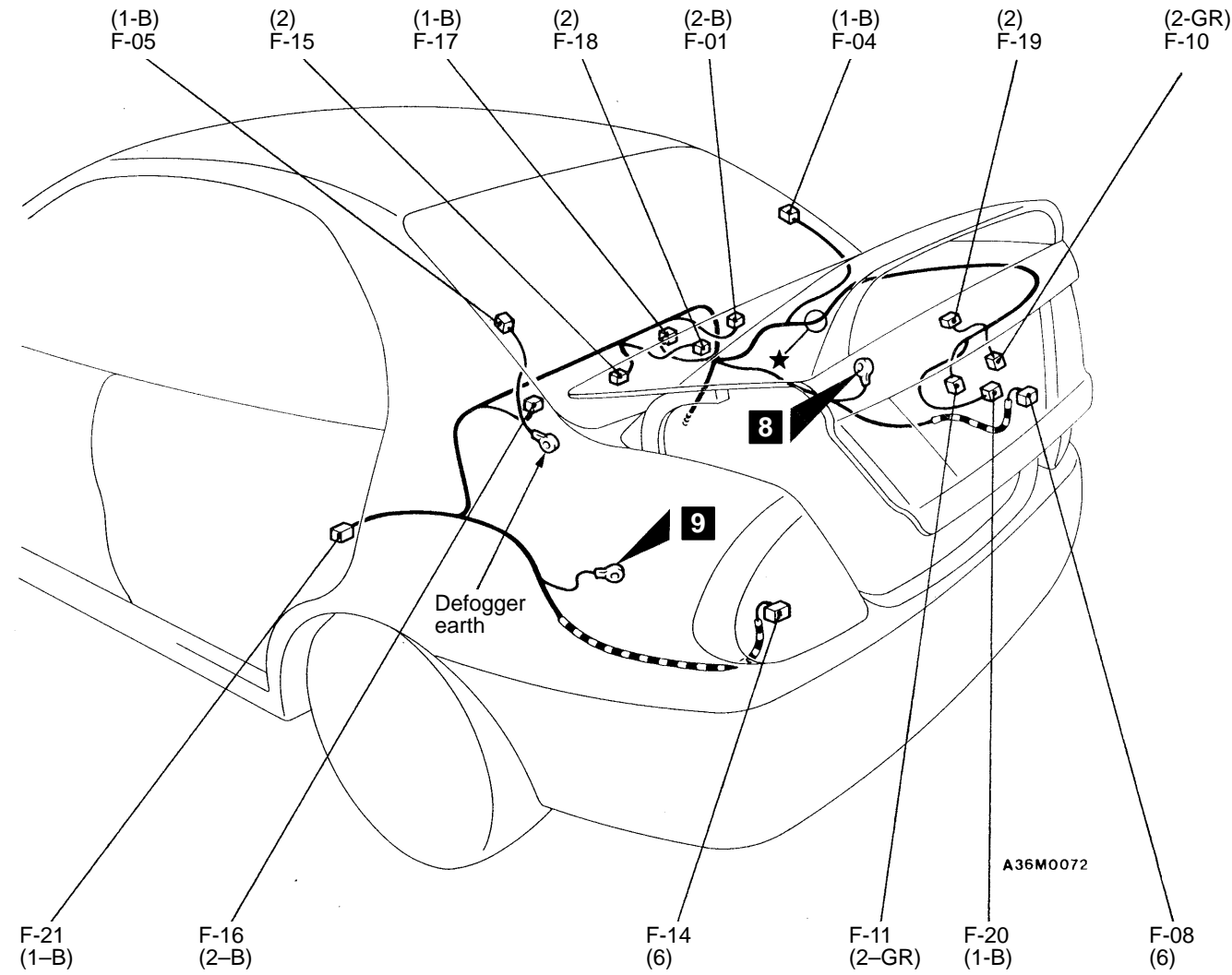
F-01	Rear speaker (RH)	F-08	Rear combination lamp (RH)
F-02	Tailgate wiring harness and rear wiring harness combination	F-10	Licence plate lamp (RH)
F-03	High mounted stop lamp (Tailgate)	F-11	Licence plate lamp (LH)
F-04	Defogger (+)	F-13	Licence plate lamp wiring harness and rear wiring harness combination
F-05	Defogger (-)	F-14	Rear combination lamp (LH)
F-06	Rear wiper motor	F-15	Luggage compartment lamp
F-07	Tailgate switch	F-16	Rear speaker (LH)

LUGGAGE COMPARTMENT

Sedan <R.H. drive vehicles>

Connector  
symbol

F



F-01	Rear speaker (RH)	F-15	Luggage compartment lamp
F-04	Defogger (+)	F-16	Rear speaker (LH)
F-05	Defogger (–)	F-17	Rear door switch (RH)
F-08	Rear combination lamp (RH)	F-18	High mounted stop lamp (Rear shelf)
F-10	Licence plate lamp (RH)	F-19	High mounted stop lamp (Rear spoiler)
F-11	Licence plate lamp (LH)	F-20	Luggage compartment lamp switch
F-14	Rear combination lamp (LH)	F-21	Rear door switch (LH)