
GROUP 52A

INTERIOR

CONTENTS

GENERAL INFORMATION	52A-2	SEAT BELT.....	52A-5
INSTRUMENT PANEL AND FLOOR CONSOLE	52A-2	TRIMS	52A-7
SEAT	52A-3	INTERIOR TRIMS	52A-7
FRONT SEAT	52A-3	DOOR TRIM	52A-8
REAR SEAT	52A-4	LUGGAGE ROOM.....	52A-8

GENERAL INFORMATION

M2520000100612

Quality improvement

- The interior is fully trimmed.
- Titanium colour panels have been adopted.

Consideration for the optimum driving position

- A height adjustment function has been adopted for the driver's seat.
- Adjustable seat belt anchors have been adopted for the front seat belts.
- A height adjustable headrest has been adopted for all the seats.

Safety improvement

- Three-point seat belts with ELR have been adopted (front).
- Three-point seat belts with ALR/ELR changeover mechanism have been adopted (rear).
- Fire-retarding material has been adopted for the instrument panel, floor console and trims.

Better user-friendliness

- A floor console with a lid has been installed. (some models)
- A 60/40 back split bench has been adopted for the rear seat
- Armrest with a cup holder

Convenient boxes

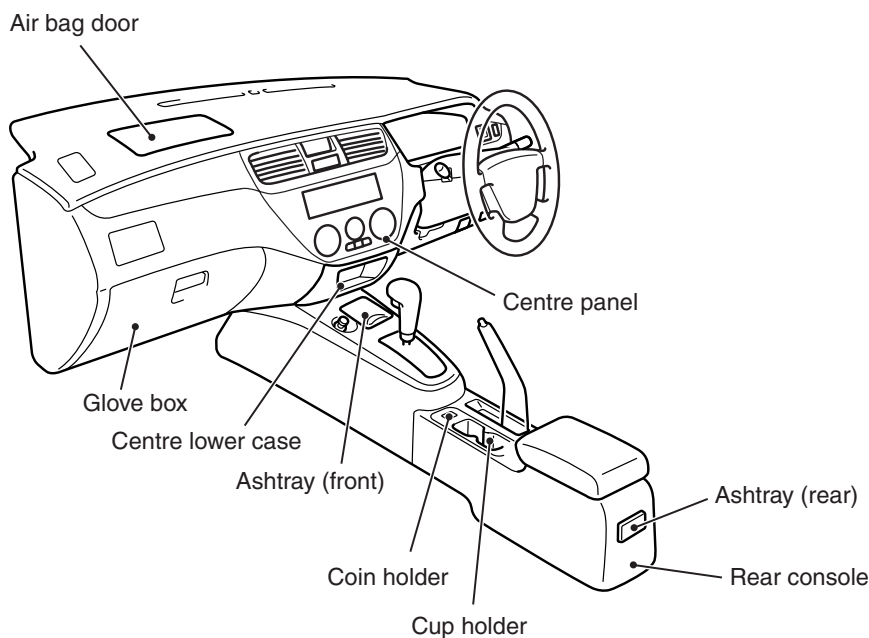
- Glove box
- Centre lower case <ES>
- Coin holder
- Cup holder (front and rear)
- Door pocket (front)
- Quarter side box
- Luggage floor box

Measures for resource recycling

- Material labelling on plastic parts

INSTRUMENT PANEL AND FLOOR CONSOLE

M2520001000511



AC403728AC

The instrument panel and the floor console have the following features:

- A centre panel has been integrated with the instrument panel.
- A centre panel is slanted toward the front end in order to put an emphasis on easy-to-use and good visibility.
- A centre lower case and an accessory box convenient for putting small items have been added. <ES>

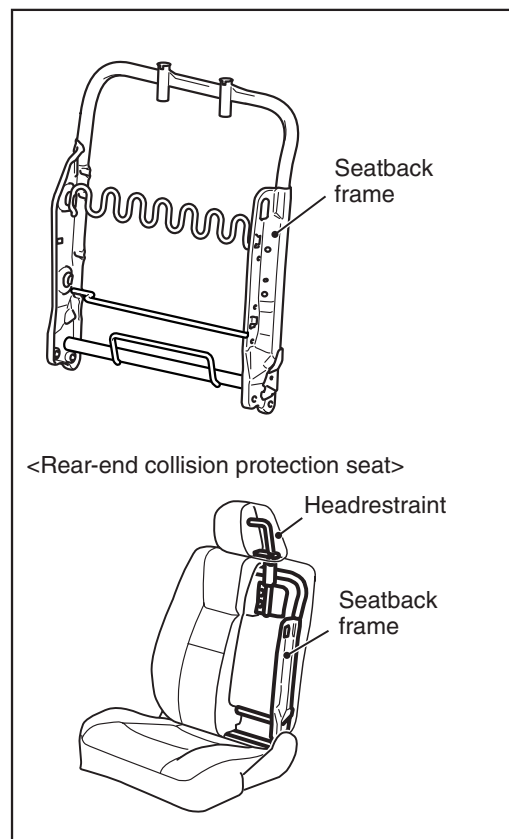
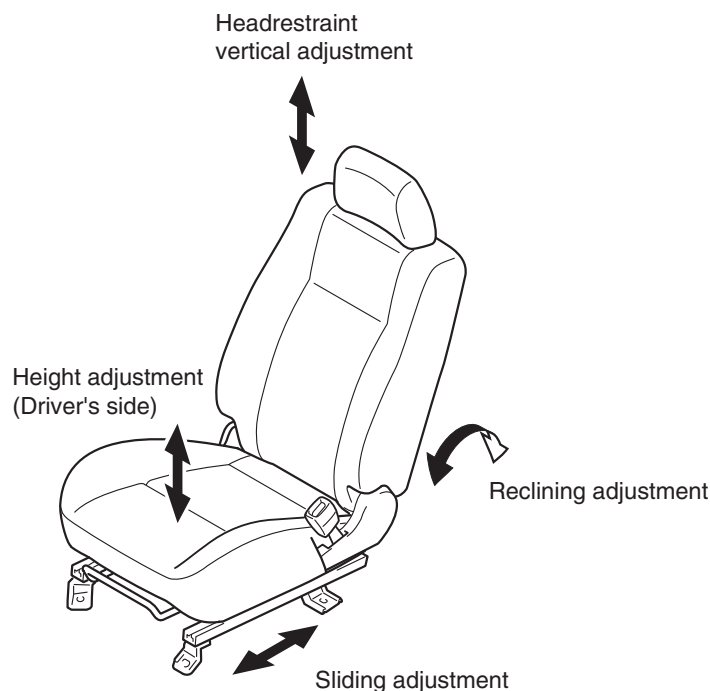
- The passenger's air bag door has been integrated in the pad, thus improving the appearance.
- A large glove box has been installed.
- A cup holder and a coin holder have been added to the floor console.
- An ashtray has been added to the front and rear consoles. (some models)

Inflammable materials are used for the instrument panel and the floor console to increase safety. Also, material codes are indicated to deal with recycling easily.

SEAT

FRONT SEAT

M2520004000394

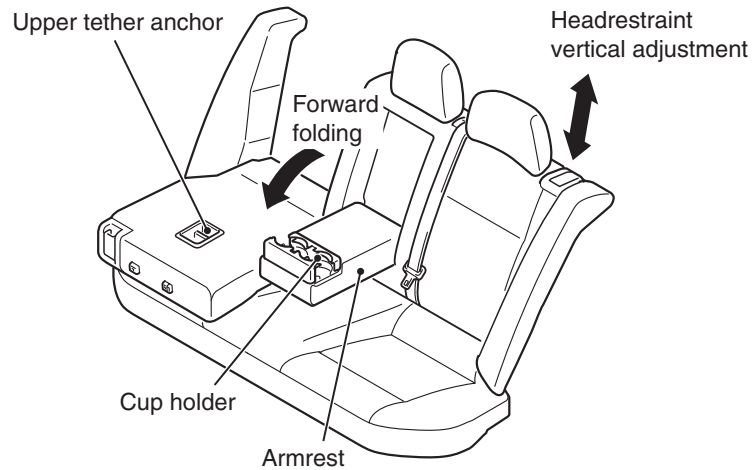


AC404377AB

- Reclining, back-and-forth, and height (driver's seat only) adjustments promise optimised driving positions.
- The springs of the seatback frames have been connected each other. This can distribute the pressure on passenger bodies effectively and provide softer contact for seating, as well as reducing a feeling of fatigue in case of long time driving.
- We have adopted a rear-end collision protection seat structure (rearward arrangement of seat-back frames and optimisation of headrest position) to improve safety at a low-speed collision.
- The headrest can be adjusted up and down.

REAR SEAT

M2520007000326



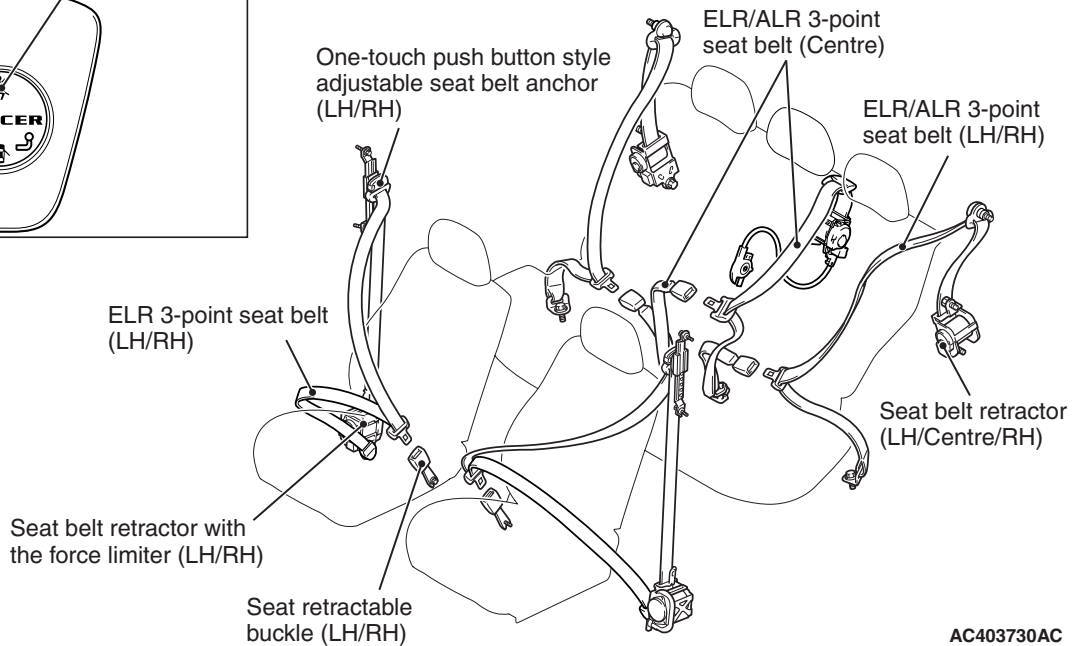
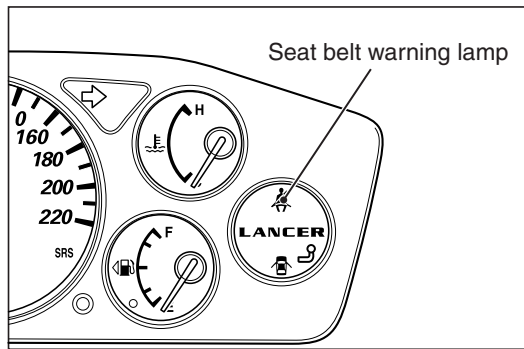
AC404379AB

A 60/40 back split bench has been adopted for the rear seat. Each seat has the following characteristics:

- The headrest can be adjusted up and down.
- Armrest with a cup holder have been installed for improved usability.
- The seatback contains an upper tether anchor.

SEAT BELT

M2520010000315



AC403730AC

<FRONT SEAT BELT>

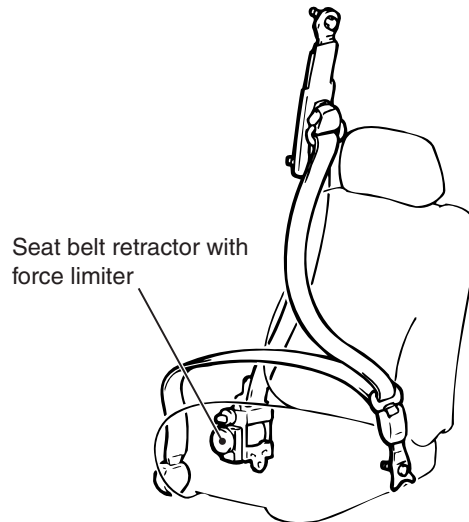
- The adoption of ELR 3-point seat belt and the installation of the one-touch push button style adjustable seat belt anchor and the seat retractable buckle have secured the most suitable belt fitting.
- The seat belt retractor with the force limiter for the driver's seat and the front passenger's seat has been adopted to increase safety.
- A seat belt warning lamp is installed to the driver's seat.

<REAR SEAT BELT>

- 3-point seat belt with Automatic Locking Retractor (ALR)/ELR changeover mechanism (LH/centre/RH) have been installed.

SEAT BELT RETRACTOR WITH FORCE LIMITER

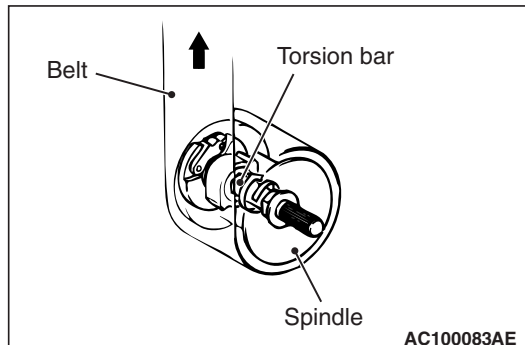
The driver's/front passenger's seat belt retractor has been equipped with a force limiter. The force limiter is a device which operates when a predetermined force is applied, and limits the force.



AC403607AB

OPERATION

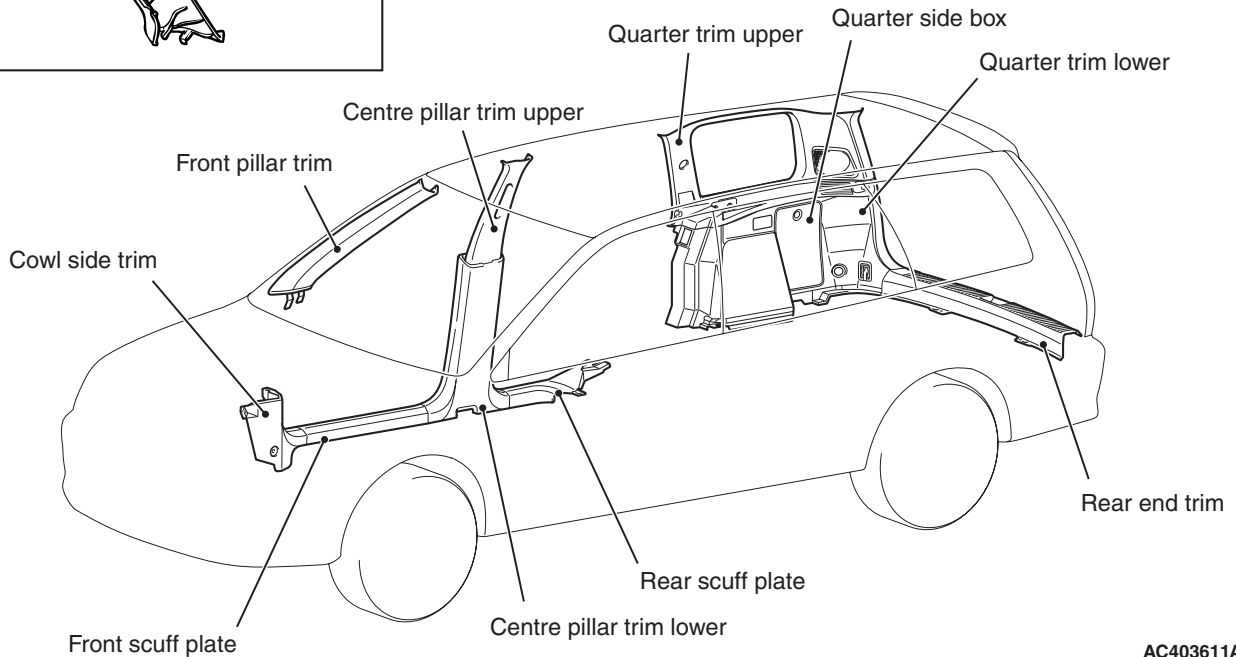
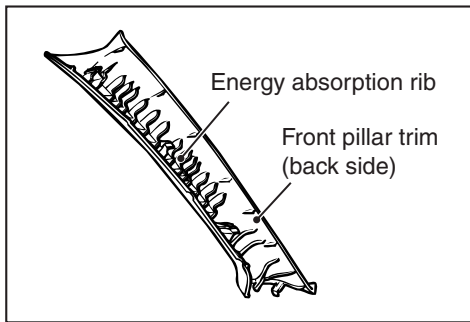
1. If collision energy is transmitted to the seat belt, the ELR mechanism will operate to lock the seat belt.
2. Then, if the energy increases to a predetermined value, the torsion bar will be distorted. As the spindle rotates together with the torsion bar, the seat belt webbing is pulled out, reducing a impact against the occupants.



TRIMS

INTERIOR TRIMS

M2520012000269



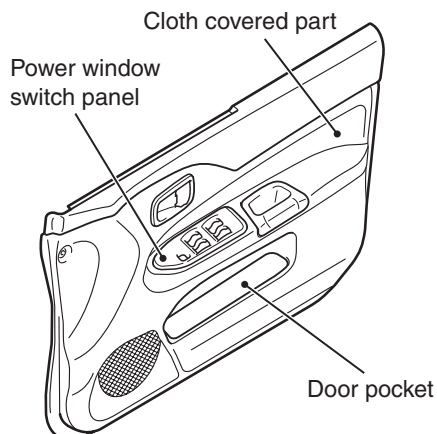
AC403611AB

- The interiors are fully covered by trims to enhance product value.
- A box with a lid has been added to the lower parts of both quarter trims.
- Energy absorption ribs are moulded in the rear of the front pillar trim and the rear pillar trim. They protect head from the side impact and the plastic materials for the trims as unbreakable materials has increased safety as outstanding interiors.<Vehicles without SRS side and curtain air bag>
- Use of nonflammable materials for the trims has increased safety as outstanding interiors. Also, material codes are indicated to deal with recycling easily.

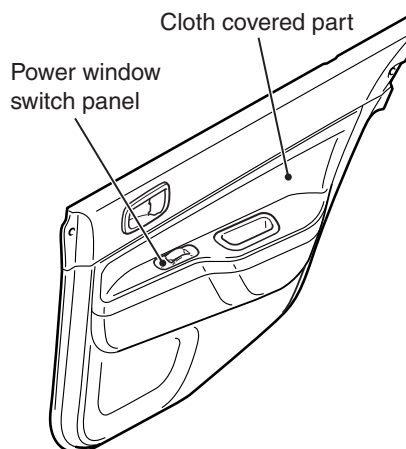
DOOR TRIM

M2520012300271

<Front door trim>



<Rear door trim>

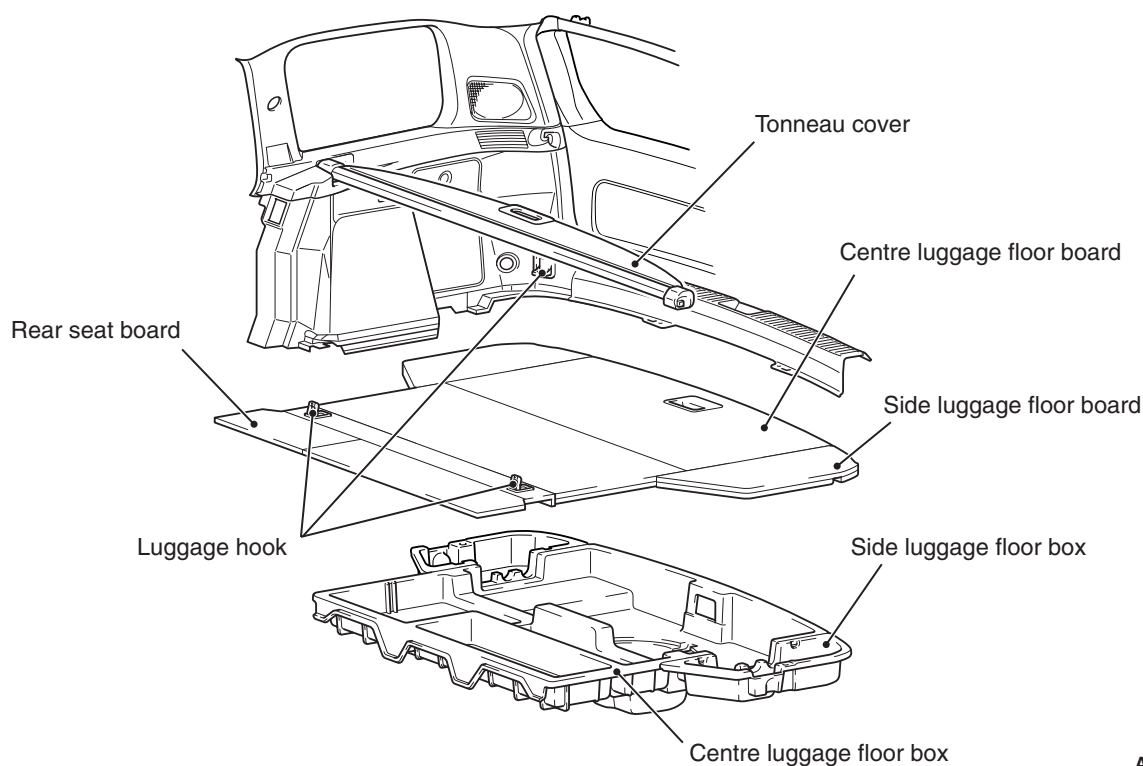


AC403612AB

- A hard resin material is used for door trim to protect passengers in the event of a side collision and improve safety.
- Cloth covers part of door trim.
- A large door pocket is used for the front door trim.

LUGGAGE ROOM

M2520013000176



AC403732AB

- A retractable tonneau cover provides luggage room privacy. It can be stored in the luggage floor box when it is not used.
- A rear seat board forms a floor on the same level as the luggage floor when the rear seatback is tilted forward.
- Four plastic luggage hooks have been attached for convenience sake.