

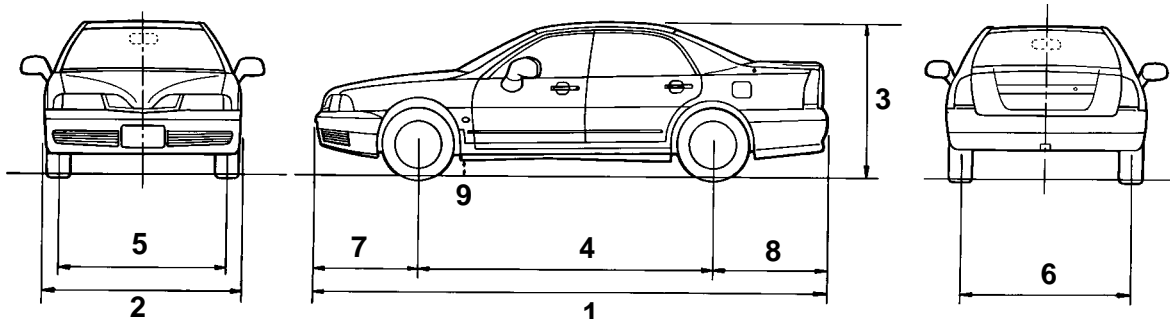
## OPTION CODES

### DATA PLATE

The Data Plate is attached to the right hand side of the bulkhead (adjacent to the compliance plate) in the engine compartment and is stamped with vehicle option codes, trim codes and a daily body sequential build number.

Option Code:	Item	Option Code:	Item
A03	Driver air bag	D05	5 Speed A/T
A05	Driver & passenger air bags	E32	3.0 litre S4 V6
A08	Brunei tropical kit	E35	3.5 litre S4 V6
A18	MMNZ	G39	Sun roof
AA2	A/C & LPG	H50	Air conditioning
AA5	ABS & A/C	J14	Roof rack rails and cross bars
AA6	Driver SRS & A/C	J30	Cruise control
AB0	Driver SRS, ABS, A/C & Cruise Control	J40	Traction control
AB4	A/C, Cruise Control & LPG	N01	L.P.G.
AB5	A/C & Cruise Control	P31	Power windows
AB7	Driver SRS, ABS & A/C	R34	CD stacker (in instrument panel)
AC7	Dual SRS & A/C	V20	Metallic paint
AD3	VR-X package - manual transmission	V21	Pearlescent paint
AD4	VR-X package - automatic transmission	W37	Alloy wheel 15"
AD8	Solara marketing package	XM9	NZ Export pack
B14	ABS	XN0	NZ Export VR-X
C41	Nardi wood (A/T gear knob & steering wheel)	XN7	NZ Rear Garnish, Dual SRS & A/C
C73	Leather trim	X30	Brunei Export
D03	5 Speed M/T	X62	NZ Export
D04	4 Speed A/T		

## MAJOR SPECIFICATIONS



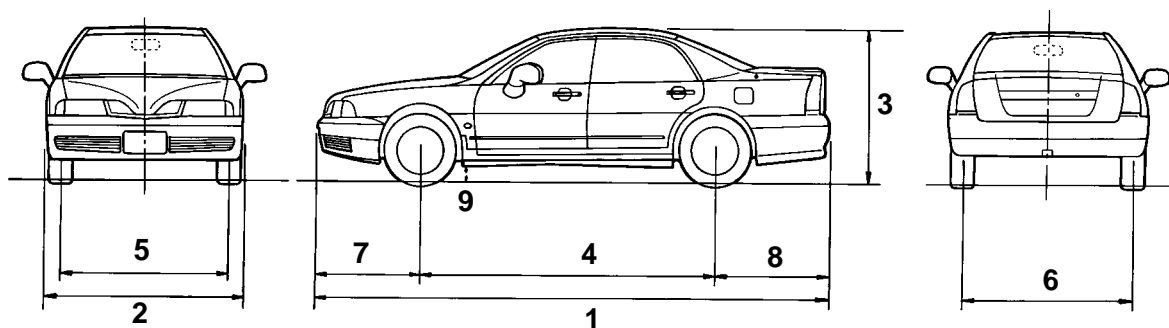
00TJ050A

Main  
Index00  
Index00  
08/01

Items			Magna Executive		Magna Advance		Sports	
Vehicle dimensions	Overall length mm	1	4,785		4,785		4,785	
	Overall width mm	2	1,785		1,785		1,785	
	Overall height (Unladen) mm	3	1,435		1,435		1,435	
	Wheelbase mm	4	2,720		2,720		2,720	
	Track—front mm	5	1,545		1,545		1,545	
	Track—rear mm	6	1,535		1,535		1,535	
	Overhang—front mm	7	970		970		970	
	Overhang—rear mm	8	1,103		1,103		1,103	
	Minimum running ground clearance mm	9	165		165		165	
Vehicle weight kg	Kerb weight (6G72) (6G74)		Man	Auto	Man	Auto	Man	Auto
			1,436 1,456	1,461 1,479	— 1,478	— 1,500	— 1,468	— 1,505
	Gross vehicle weight rating (6G72) (6G74)		1,901 1,921	1,926 1,944	— 1,925	— 1,947	— 1,946	— 1,983
			Gross axle weight —front (6G72) (6G74)		1,049 1,058	1,076 1,085	— 1,060	— 1,087
	Gross axle weight —rear (6G72) (6G74)				852 863	850 859	— 865	— 860
Seating capacity			5					
Engine	Model No.		6G72 (SOHC) 6G74 (SOHC)		6G74 (SOHC)		6G74 (SOHC)	
	Piston displacement cm <sup>3</sup>		2,972 3,497		3,497		3,497	
Trans- mission	Model No.		F5M51	F4A51	F5M51	F4A51	F5M51	F5A51
	Type		5 speed man	4 speed auto	5 speed man	4 speed auto	5 speed man	5 speed auto
Fuel system	Fuel supply system		Electronic control multipoint fuel injection					

# MAJOR SPECIFICATIONS

## <VEHICLES FOR AUSTRALIA CONTINUED>



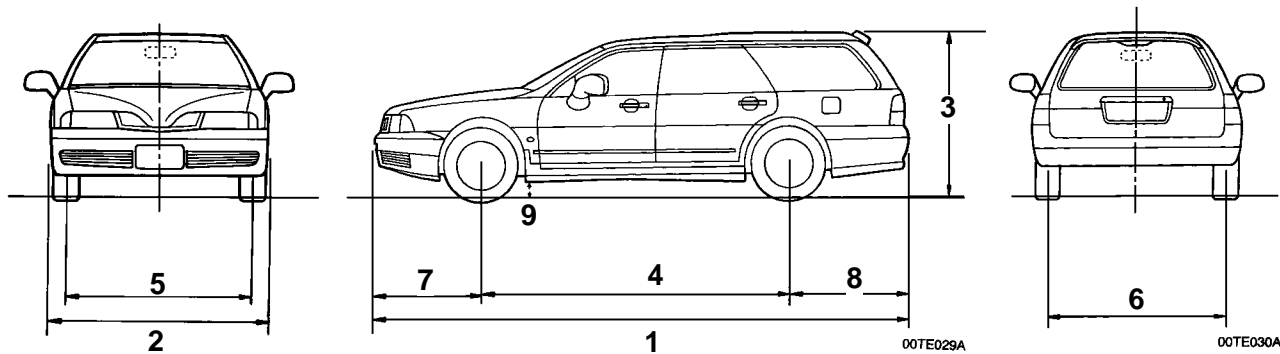
00TJ050A

Items			Verada Ei	Verada Xi
Vehicle dimensions	Overall length mm	1	4,929	4,929
	Overall width mm	2	1,785	1,785
	Overall height (Unladen) mm	3	1,435	1,435
	Wheelbase mm	4	2,720	2,720
	Track–front mm	5	1,545	1,545
	Track–rear mm	6	1,536	1,536
	Overhang–front mm	7	1,018	1,018
	Overhang–rear mm	8	1,189	1,189
	Minimum running ground clearance mm	9	165	165
Vehicle weight kg	Kerb weight		Auto	Auto
			1,523	1,563
	Gross vehicle weight rating		1,948	1,972
	Gross axle weight –front		1,062	1,082
	Gross axle weight –rear		886	890
Seating capacity			5	
Engine	Model No.		6G74 (SOHC)	6G74 (SOHC)
	Piston displacement cm <sup>3</sup>		3,497	3,497
Transmission	Model No.		F4A51	F4A51
	Type		4 speed auto	4 speed auto
Fuel system	Fuel supply system		Electronic control multipoint fuel injection	

Main  
Index00  
Index00  
08/01

# MAJOR SPECIFICATIONS

## <VEHICLES FOR AUSTRALIA CONTINUED>

Main  
Index00  
Index00  
08/01

Items			Magna Executive		Magna Advance		Magna Sports	Verada Ei
Vehicle dimensions	Overall length mm	1	4,812		4,812		4,832	4,878
	Overall width mm	2	1,785		1,785		1,785	1,785
	Overall height (Unladen) mm	3	1,482		1,482		1,523	1,482
	Wheelbase mm	4	2,722		2,722		2,722	2,722
	Track–front mm	5	1,545		1,545		1,545	1,545
	Track–rear mm	6	1,500		1,500		1,500	1,500
	Overhang–front mm	7	970		970		1,018	1,018
	Overhang–rear mm	8	1,103		1,103		1,138	1,138
	Minimum running ground clearance mm	9	165		165		168	165
Vehicle weight kg	Kerb weight (6G72) (6G74)		Man	Auto	Man	Auto	Auto	Auto
			1,516 1,517	1,541 1,542	– 1,558	– 1,575	– 1,596	– 1,611
	Gross vehicle weight rating (6G72) (6G74)		1,996 1,997	2,021 2,022	– 2,020	– 2,037	– 2,063	– 2,069
			1,031 1,032	1,056 1,057	– 1,046	– 1,059	– 1,090	– 1,072
	Gross axle weight –rear (6G72) (6G74)		965 965	965 965	– 974	– 978	– 973	– 997
Seating capacity			5					
Engine	Model No.		6G72(SOHC) 6G74(SOHC)		6G74 (SOHC)		6G74 (SOHC)	6G74 (SOHC)
	Piston displacement cm <sup>3</sup>		2,972 3,497		3,497		3,497	3,497
Trans- mission	Model No.		F5M51	F4A51	F5M51	F4A51	F5A51	F4A51
	Type		5 speed	4 speed	5 speed	4 speed	5 speed	4 speed
Fuel system	Fuel supply system		Electronic control multipoint fuel injection					