

GENERAL INFORMATION

Both steel type and aluminium type wheels have been adopted. The type of wheel used depends on the vehicle model.

Wheels	Country	Vehicle	Steel	Aluminium
	Australia	Magna ES	15×6.0J(ISO)	15×6.0J(ISO) option
		Magna LS		15×6.0J(ISO)
		Magna VR		16× 7.0J(ISO)
		Magna VR-X		17× 7.0J(ISO)
		Verada Ei, Xi		16×6.0J(ISO)
		Verada GTVi		17× 7.0J(ISO)
		AWD LS, Ei		16× 6.0J(ISO)
		AWD VR		16× 7.0J(ISO)
	New Zealand	Diamante ES	15×6.0J(ISO)	15×6.0J(ISO) option
		Diamante VR		15×6.0J(ISO)
		Diamante VR-X		17× 7.0J(ISO)
		Diamante Ei, Xi		16× 6.0J(ISO)
		Diamante GTVi		17× 7.0J(ISO)
		Diamante LS AWD, AWD		16× 6.0J(ISO)
		Diamante VR AWD		16× 7.0J(ISO)
	Pacific region & Brunei	Diamante ES	15×6.0J(ISO)	15×6.0J(ISO) option
		Diamante LS		16× 6.0J(ISO)
		Diamante VR		16× 7.0J(ISO)
		Diamante VR-X		17× 7.0J(ISO)
		Diamante Ei, Xi		16×6.0J(ISO)
		Diamante LS AWD, AWD		16× 6.0J(ISO)
		Diamante VR AWD		16× 7.0J(ISO)

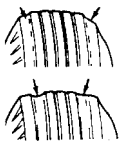
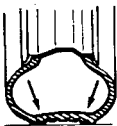
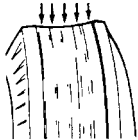
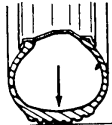

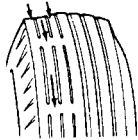
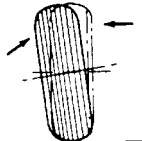
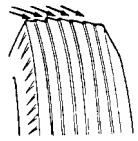
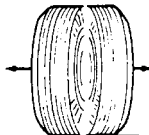
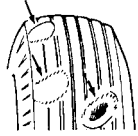
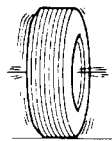
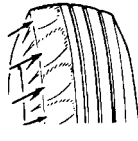
Tyres	Type	Size	Steel	Aluminium
	Radial	15"	P205/65R15 95H	P205/65R15 95H
	Radial	16"		215/60R16 95H
	Radial	17"		225/50R17

SERVICE SPECIFICATIONS

Items			Limit
Wheel runout mm	Average radial runout	Steel wheel	0.5 or less
		Aluminium wheel	0.3 or less
	Lateral runout	Steel wheel	1.0 or less
		Aluminium wheel	0.3 or less
Tyre runout mm	Radial runout		1.0 or less
	Lateral runout		1.3 or less
Tyre and Wheel runout mm	Radial runout	Steel wheel	1.5 or less
		Aluminium wheel	1.3 or less
	Lateral runout	Steel wheel	2.5 or less
		Aluminium wheel	1.7 or less
Tread depth of tyre mm			1.6
Maximum imbalance		Steel – 120 grams	Aluminium – 120 grams

NOTE: Tyre pressure and rim combinations are covered by Australian Design Rules. Approved combinations for each vehicle are listed on the tyre placard. Any deviation from these specifications, requires approval by State Registration Authorities prior to installation or the vehicle may subsequently be refused registration.

TROUBLESHOOTING

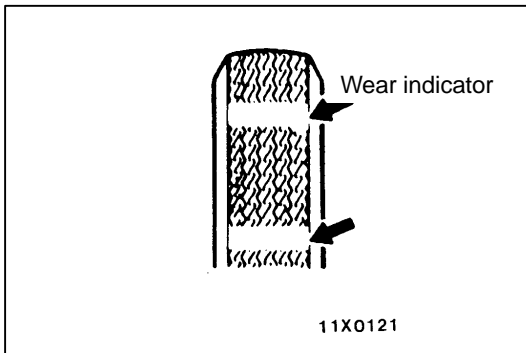
Symptom		Probable cause		Remedy
Rapid wear at shoulders	 11X0109	Under-inflation or lack of rotation	 11X0116	Adjust the tyre pressure.
Rapid wear at centre	 11X0110	Over-inflation or lack of rotation	 11X0117	Adjust the tyre pressure.
Cracked treads	 11X0111	Under-inflation		Adjust the tyre pressure.
Wear on one side	 11X0112	Excessive camber	 11X0118	Inspect the camber.
Feathered edge	 11X0113	Incorrect toe-in	 11X0119	Adjust the toe-in.
Bald spots	 11X0114	Unbalanced wheel	 11X0120	Adjust the imbalanced wheels.
Scalloped wear	 11X0115	Lack of rotation of tyres wheels out-of-alignment or worn suspension.		Rotate the tyres, inspect the front suspension and wheel alignment.

ON-VEHICLE SERVICE

TYRE INFLATION PRESSURE CHECK

NOTE

Refer to the tyre placard located at the base of the right hand 'B' pillar.



TYRE WEAR CHECK

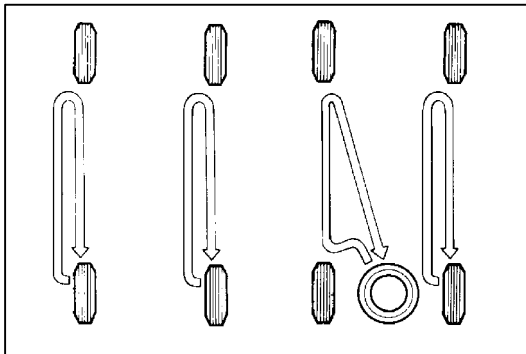
Measure the tread depth of tyres.

Limit: 1.6 mm

If the remaining tread depth is less than the limit, replace the tyre.

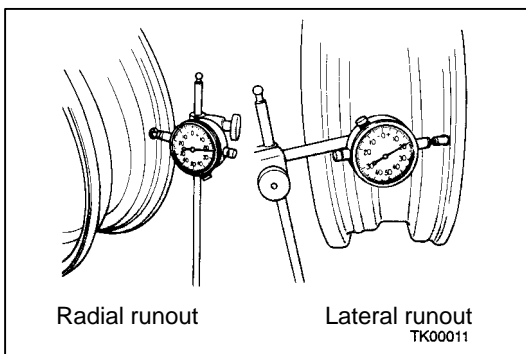
NOTE

When the tread depth of tyres is reduced to 1.6 mm or less, wear indicators will appear.



TYRE ROTATION

Slightly accelerated tyre wear may be experienced on the front wheels of 2WD vehicles. Tyre wear can be minimised on both 2WD and AWD vehicles, with accurate front and rear wheel alignment, correct tyre inflation pressures and careful driving habits. However if it is deemed necessary to rotate the tyres use the sequence shown in the illustration.



WHEEL RUNOUT CHECK

Jack up the vehicle so that the wheels are clear of the floor. While slowly turning the wheel, measure wheel runout with a dial indicator.

Limit:

Radial runout.

Steel wheel; 0.5mm

Aluminium wheel; 0.3mm

Lateral runout.

Steel wheel; 1.0mm

Aluminium wheel; 0.3mm

If wheel runout exceeds the limit, replace the wheel.

WHEEL AND TYRE

WHEEL AND TYRE REMOVAL AND INSTALLATION

Tighten the wheel nut to the specified torque.

Tightening torque: 90–110 Nm