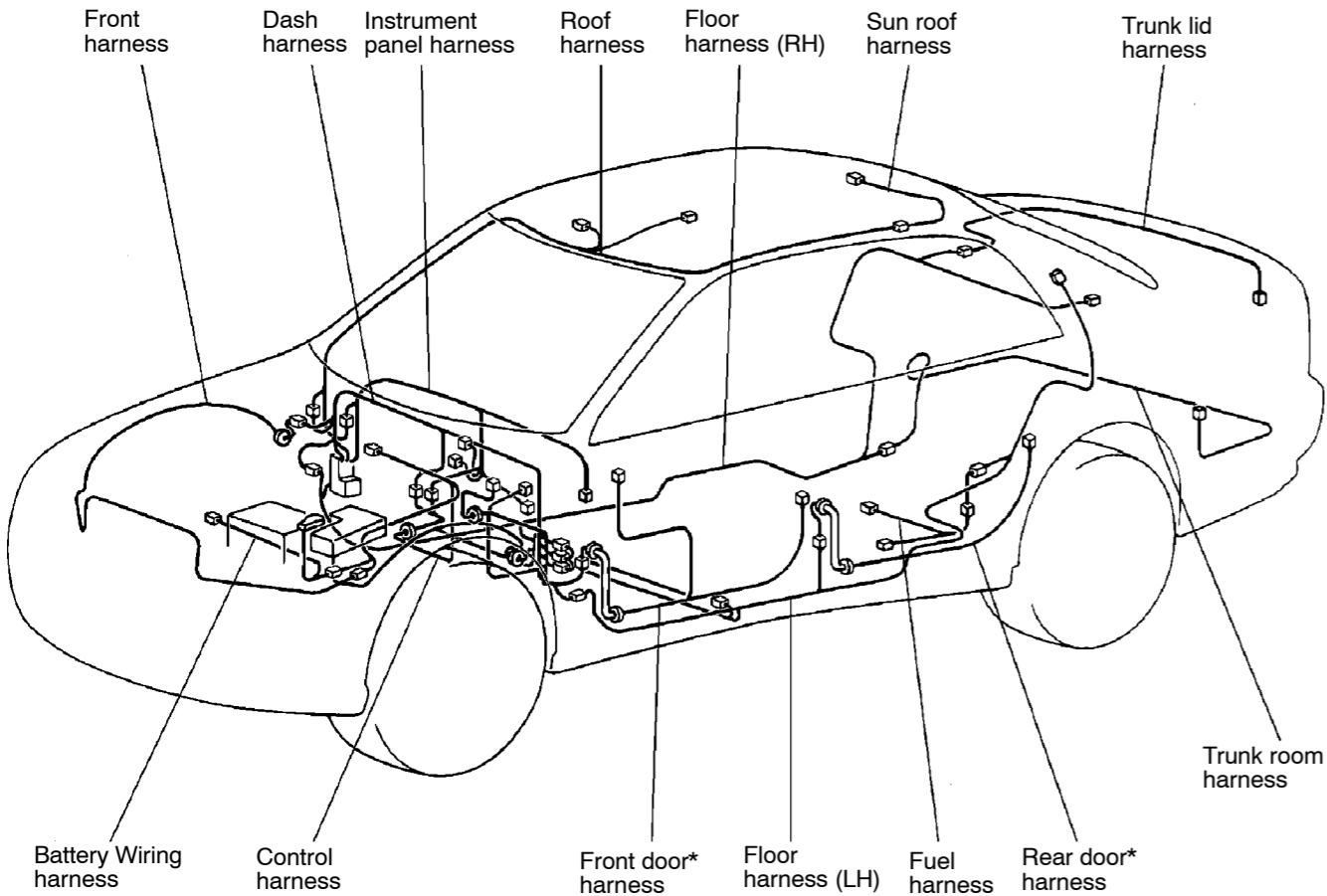


OVERALL WIRING DIAGRAM <SEDAN>



37TL186A

NOTE

(1) This illustration shows only the major wiring harness.

(2) The * symbol indicates also equipped at the right side.

Main
Index

54
Index

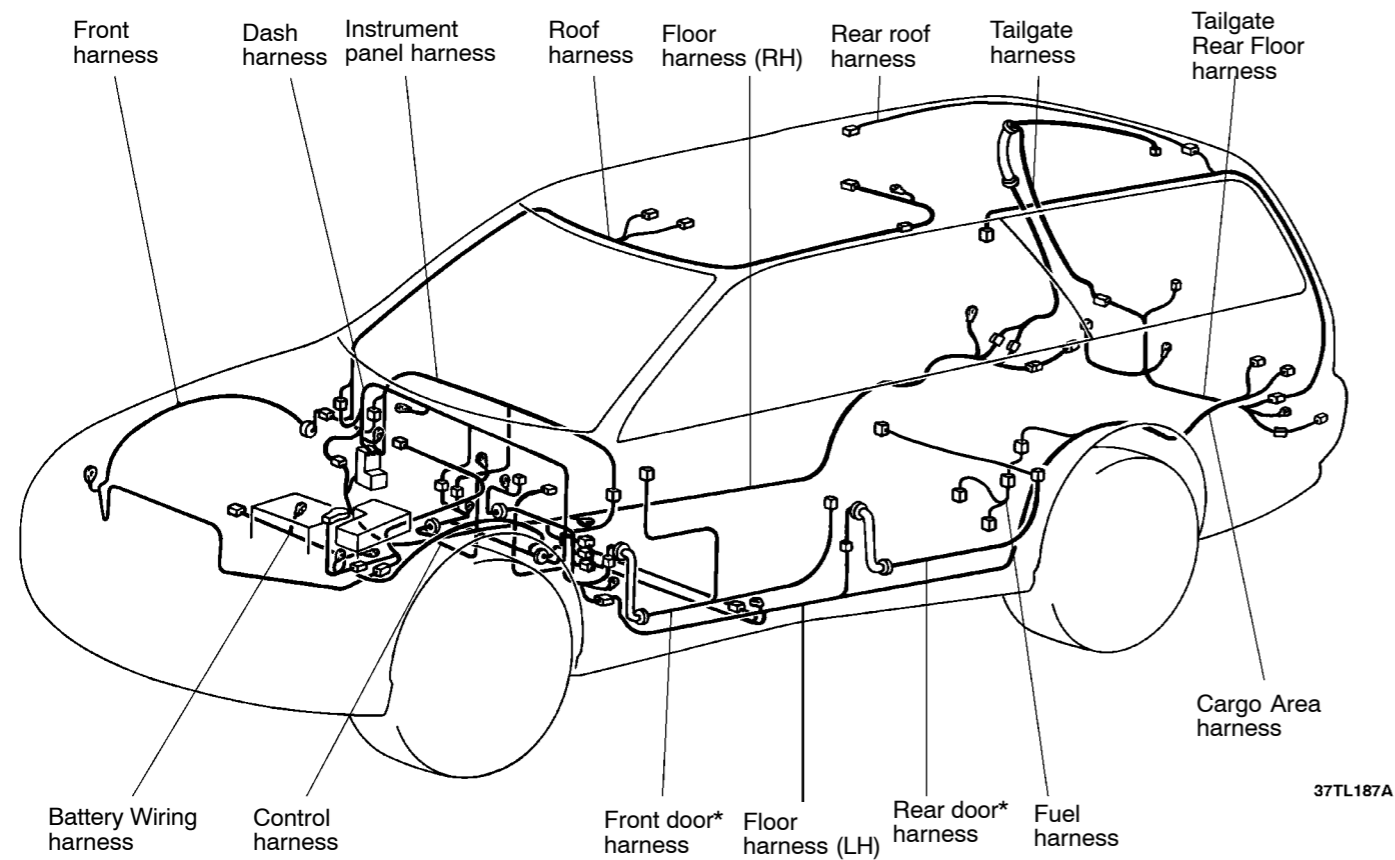
54B
Index

OVERALL WIRING DIAGRAM <WAGON>

Main
Index

54
Index

54B
Index



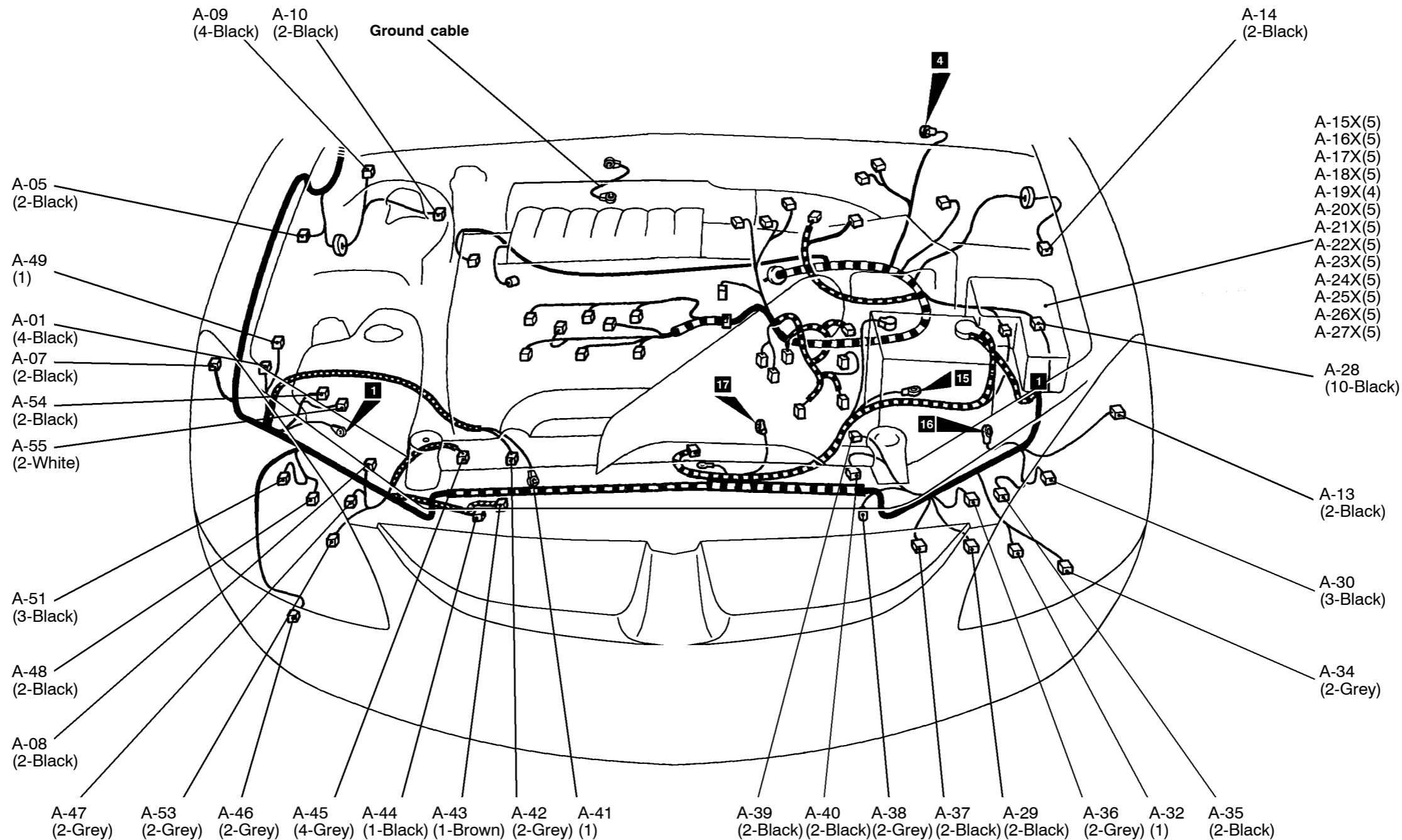
NOTE
(1) This illustration shows only the major wiring harness.
(2) The * symbol indicates also equipped at the right side.

ENGINE COMPARTMENT

Connector symbol

A

-01
thru
-55



37TL184A

A-01	Cruise control actuator	A-19X	Alternator relay	A-32	Horn (2)	A-44	Oil pressure switch
A-05	Front speed sensor (RH)	A-20X	Condenser fan relay (LO)	A-34	Fog lamp (LH)	A-45	Condenser fan motor
A-07	Side turn signal lamp (RH)	A-21X	Condenser fan relay (HI)	A-35	Position lamp (LH)	A-46	Fog lamp (RH)
A-08	Hood switch	A-22X	Radiator fan relay (LO)	A-36	Headlamp (HI:LH)	A-47	Headlamp (HI:RH)
A-09	Windshield wiper motor	A-23X	Taillamp relay	A-37	Air temperature sensor	A-48	Position lamp (RH)
A-10	Brake fluid level sensor	A-24X	Headlamp relay (LO)	A-38	Dual pressure switch	A-49	Horn (1)
A-13	Side turn signal lamp (LH)	A-25X	Headlamp relay (HI)	A-39	Radiator fan motor	A-51	Headlamp (LO:RH)
A-14	Front speed sensor (LH)	A-26X	Radiator fan relay (MI)	A-40	Radiator fan motor	A-53	Front turn signal lamp (RH)
A-15X	Power window relay	A-27X	Radiator fan relay (HI)	A-41	Alternator	A-54	Windshield washer motor
A-16X	A/C compressor relay	A-28	Connection of front and control harnesses	A-42	Alternator	A-55	Windshield washer motor (Rear) (Wagon Only)
A-17X	Horn relay	A-29	Front turn signal lamp (LH)	A-43	A/C compressor assembly		
A-18X	Fog lamp relay	A-30	Headlamp (LO:LH)				

Main
Index

54
Index

54B
Index

ENGINE COMPARTMENT

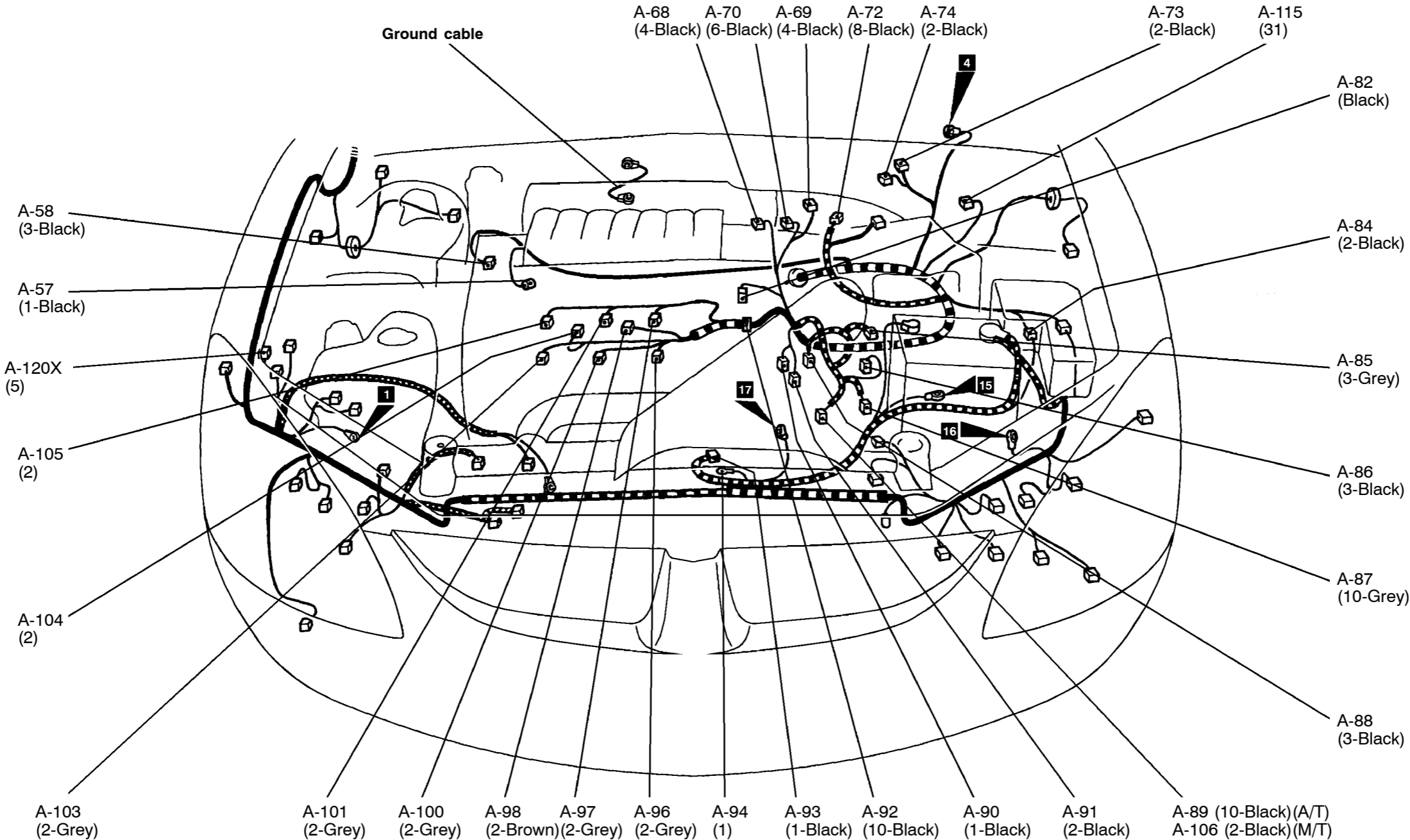
Main
Index

54
Index

54B
Index

Connector
symbol

A -56
thru
-120



37TL185A

- | | | | | | | | |
|------|------------------------------------|------|---|-------|--|--------|---|
| A-57 | Power steering oil pressure switch | A-84 | Connection of control harness and battery harness | A-92 | Connection of control harness and injector harness | A-103 | Injector (No.2) |
| A-58 | Crank angle sensor | A-85 | Output shaft speed sensor | A-93 | Starter | A-104 | Purge solenoid |
| A-68 | Throttle position sensor | A-86 | Input shaft speed sensor | A-94 | Starter | A-105 | Injector (No.1) |
| A-69 | Accelerator position sensor | A-87 | A/T control solenoid valve assembly | A-96 | Injector (No.6) | A-106 | Back up lamp switch (M/T) |
| A-70 | Idle speed control servo | A-88 | Vehicle speed sensor | A-97 | Injector (No.5) | A-107 | Variable Resister (Pacific export only) |
| A-72 | Air flow sensor | A-89 | Inhibitor switch (A/T) | A-98 | EGR solenoid valve | A-115 | ABS-ECU |
| A-73 | Vacuum solenoid valve | A-90 | Water temperature gauge unit | A-100 | Injector (No.4) | A-120X | Headlamp relay (Hi) 2 |
| A-74 | Vent solenoid valve | A-91 | Water temperature sensor | A-101 | Injector (No.3) | | |
| A-82 | Distributor assembly | | | | | | |

Main
Index

DASH PANEL

54
Index

54B
Index

Main
Index

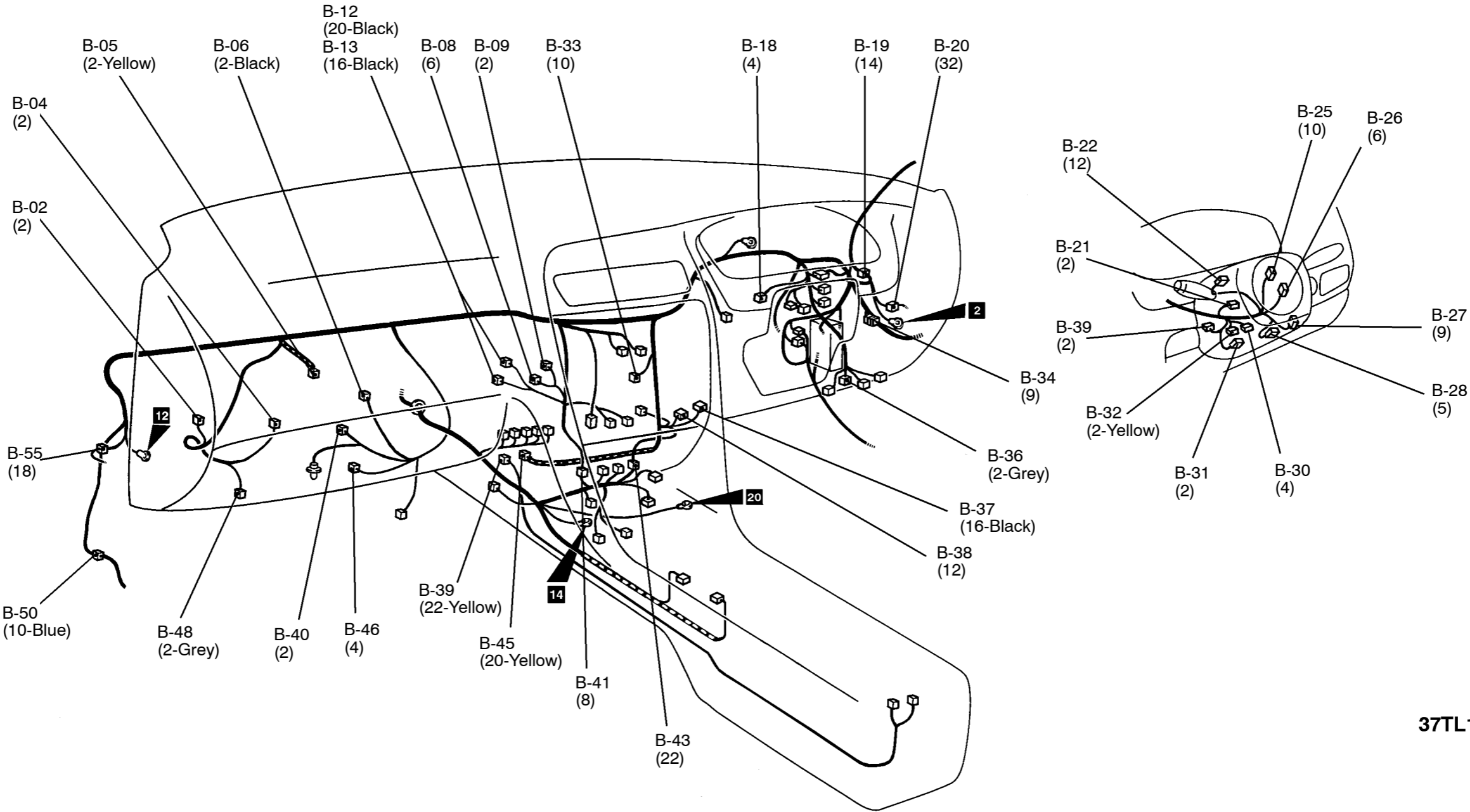
54
Index

54B
Index

Connector
symbol

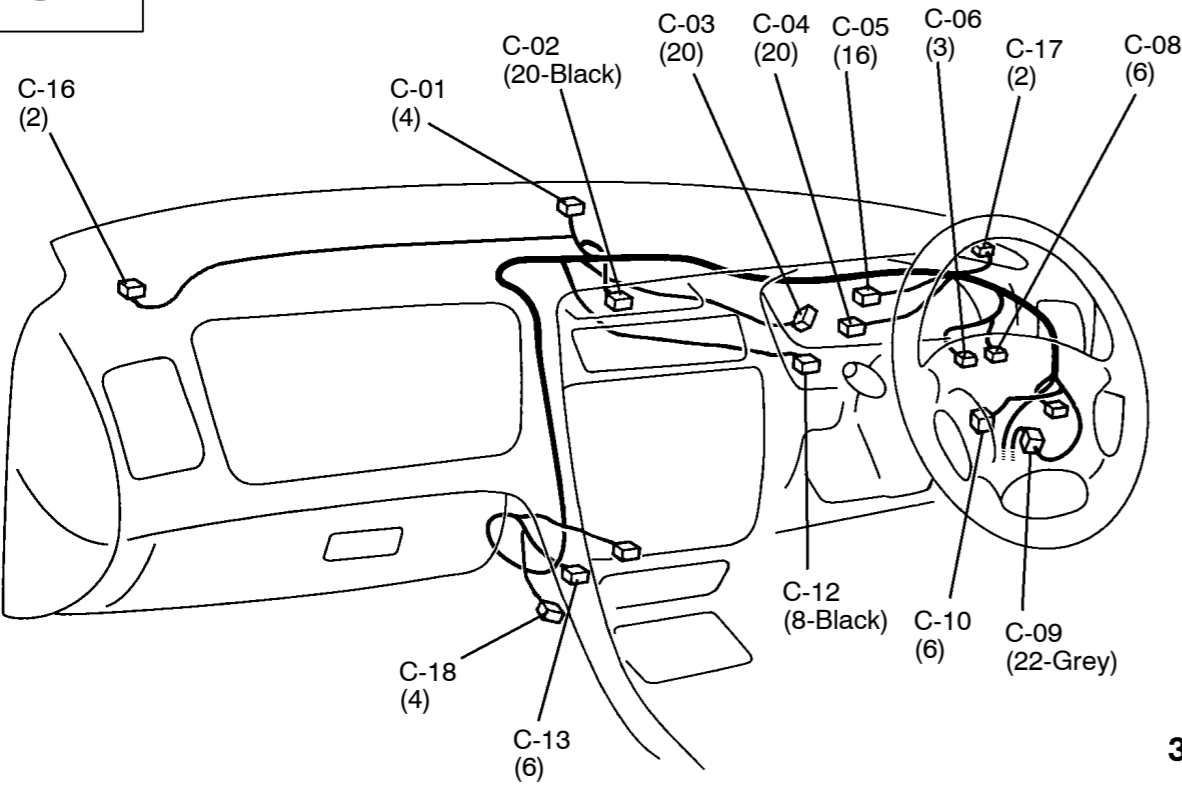
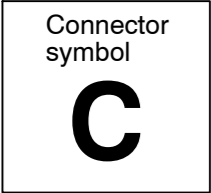
B

-01
thru
-55



37TL188A

B-02	Inside and outside air switching damper motor	B-19	Connection of dash and roof harness	B-31	Key ring antenna	B-41	Connection of dash and control harnesses
B-04	Blower motor	B-20	Connection of dash and front door harness (RH)	B-32	Air bag module (Driver)	B-43	Connection of dash and control harnesses
B-05	Air bag module (front passenger side)	B-21	Ignition key cylinder illumination lamp	B-33	Hazard switch	B-45	SRS-ECU
B-06	Fin thermo sensor	B-22	Column switch	B-34	Mirror Switch	B-46	Power transistor
B-08	Air mixing damper motor/potentiometer	B-25	Column switch	B-36	Foot lamp (RH)	B-48	Foot lamp (LH)
B-09	Water temperature sensor (for A/C)	B-26	Column switch	B-37	Diagnostic connector-1	B-50	Connection of dash and floor harnesses (LH)
B-12	A/C-ECU	B-27	Column switch	B-38	Diagnostic connector-2	B-55	Connection of dash and front door harness (LH)
B-13	A/C-ECU	B-28	Column switch (Steering angular velocity sensor)	B-39	Floor harness (RH) to SRS-ECU connection		
B-18	Stop lamp switch	B-30	Clock spring	B-40	Trunk lid switch		



37TL190A

- | | | | |
|------|---|------|---|
| C-01 | Sunlight sensor | C-10 | Connection of instrument panel and dash harnesses |
| C-02 | Centre message display | C-12 | Centre message display switch |
| C-03 | Combination meter | C-13 | Ashtray (Provision for accessory kit) |
| C-04 | Conmination meter | C-16 | Front speaker (LH) |
| C-05 | Combination meter | C-17 | Front speaker (RH) |
| C-06 | Rheostat | C-18 | Phone connection |
| C-08 | Traction control switch | | |
| C-09 | Connection of instrument panel and dash harnesses | | |

Main
Index

54
Index

54B
Index

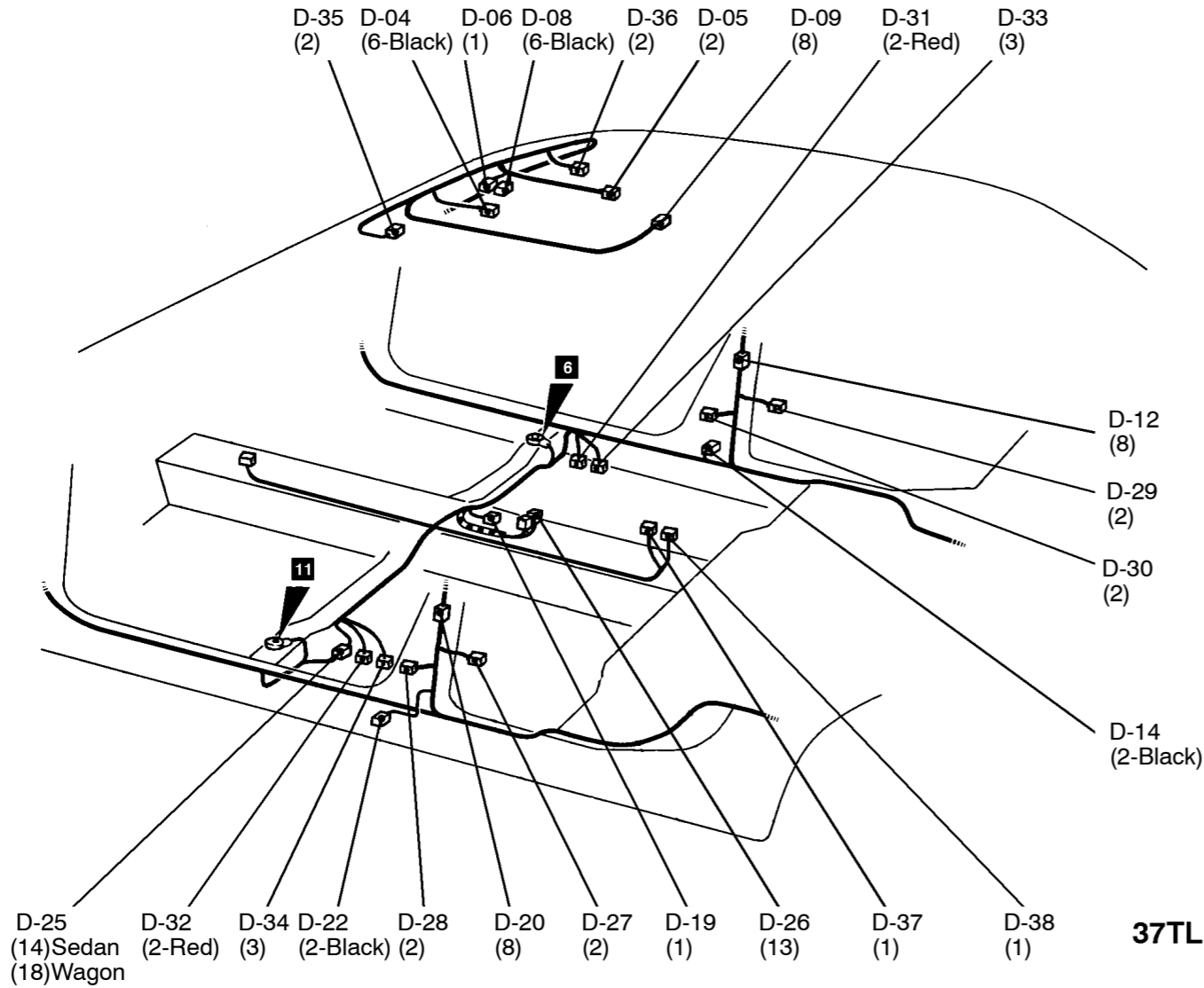
Main
Index

54
Index

54B
Index

Connector
symbol

D



D-04 EC Mirror
D-05 Overhead lamp
D-06 Map lamp
D-08 Sunroof switch
D-09 Sunroof
D-12 Connection of floor (RH) and rear door harnesses (RH)

D-14 Front door switch (RH)
D-19 Park brake switch
D-20 Connection of floor (LH) and rear door harnesses (LH)
D-22 Front door switch (LH)
D-25 Connection of floor (RH) and floor (LH) harnesses
D-26 Center power window switch

D-27 Side impact sensor (LH)
D-28 Seat belt pretensioner (LH)
D-29 Side impact sensor (RH)
D-30 Seat belt pretensioner (RH)
D-31 Side air bag front seat (RH)
D-32 Side air bag front seat (LH)
D-33 Front power seat

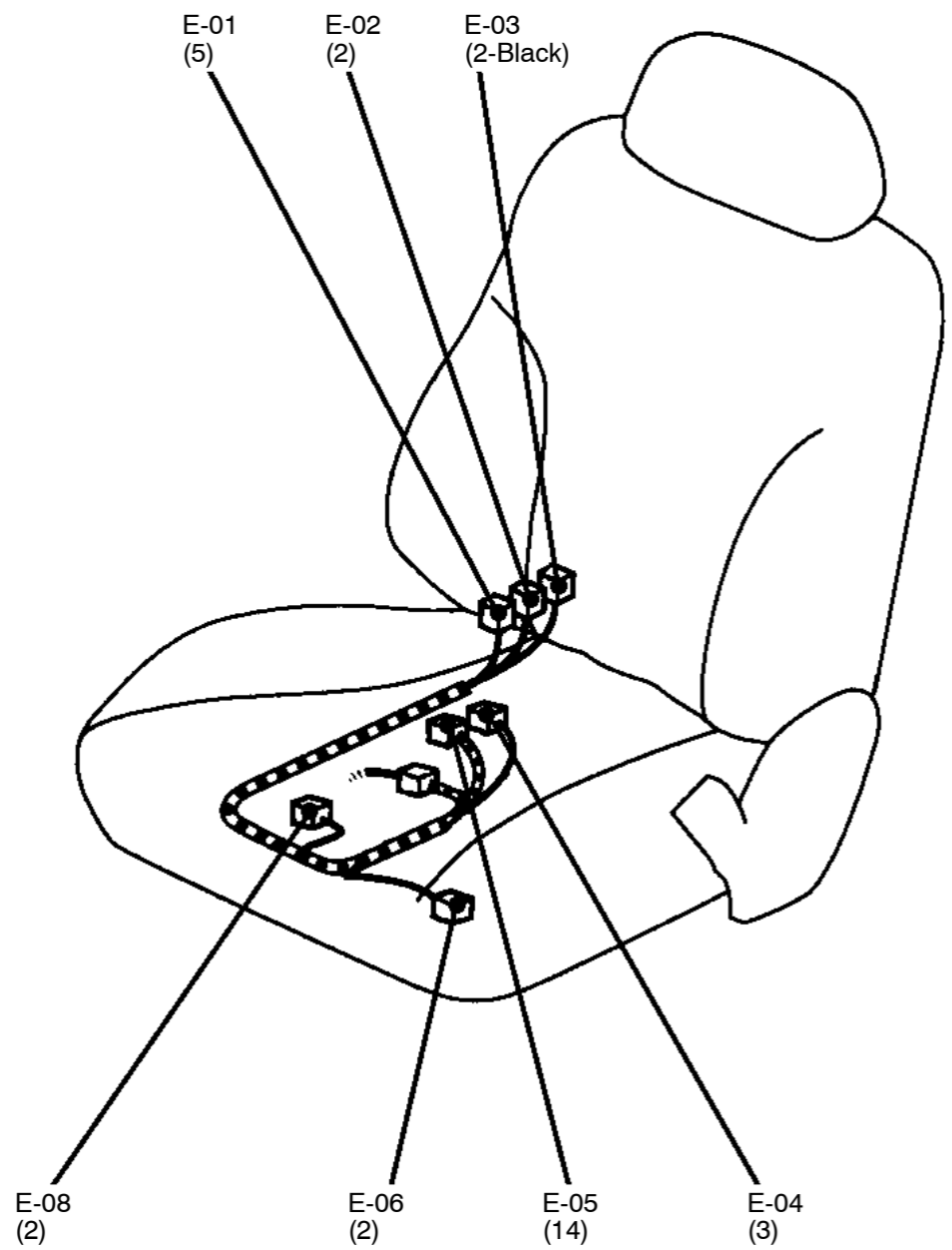
D-34 Front power seat
D-35 Vanity mirror (LH)
D-36 Vanity mirror (RH)
D-37 Accessory socket
D-38 Accessory socket

SEAT

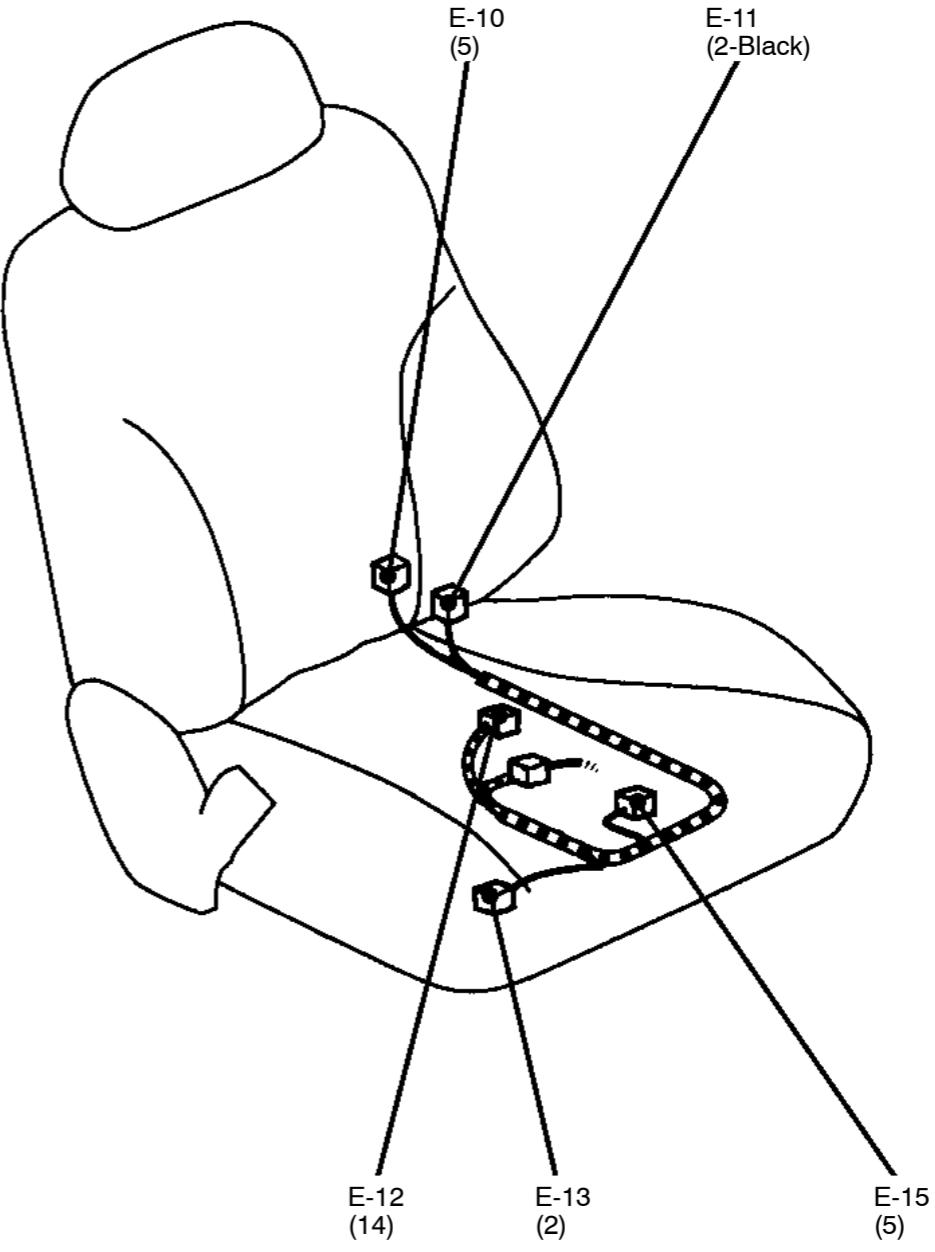
Connector
symbol

E

Driver's seat 6 and 10 way



Passenger's seat 8 way



37TL192A

- | | | | |
|------|--|------|--|
| E-01 | Rear height motor (driver's seat) | E-05 | Manual power seat switch (driver's seat) |
| E-02 | Lumbar motor (driver's 10 way seat) | E-06 | Seat cushion slide motor (driver's seat) |
| E-03 | Seat back reclining motor (driver's 10 way seat) | E-08 | Front height motor (driver's seat) |
| E-04 | Lumbar manual switch (driver's 10 way seat) | | |

- | | | | |
|------|--|------|---|
| E-10 | Rear height motor (passenger's seat) | E-13 | Seat cushion slide motor (passenger's seat) |
| E-11 | Seat back reclining motor (passenger's seat) | E-15 | Front height motor (passenger's seat) |
| E-12 | Manual power seat switch (passenger's seat) | | |

Main
Index

54
Index

54B
Index

DOOR

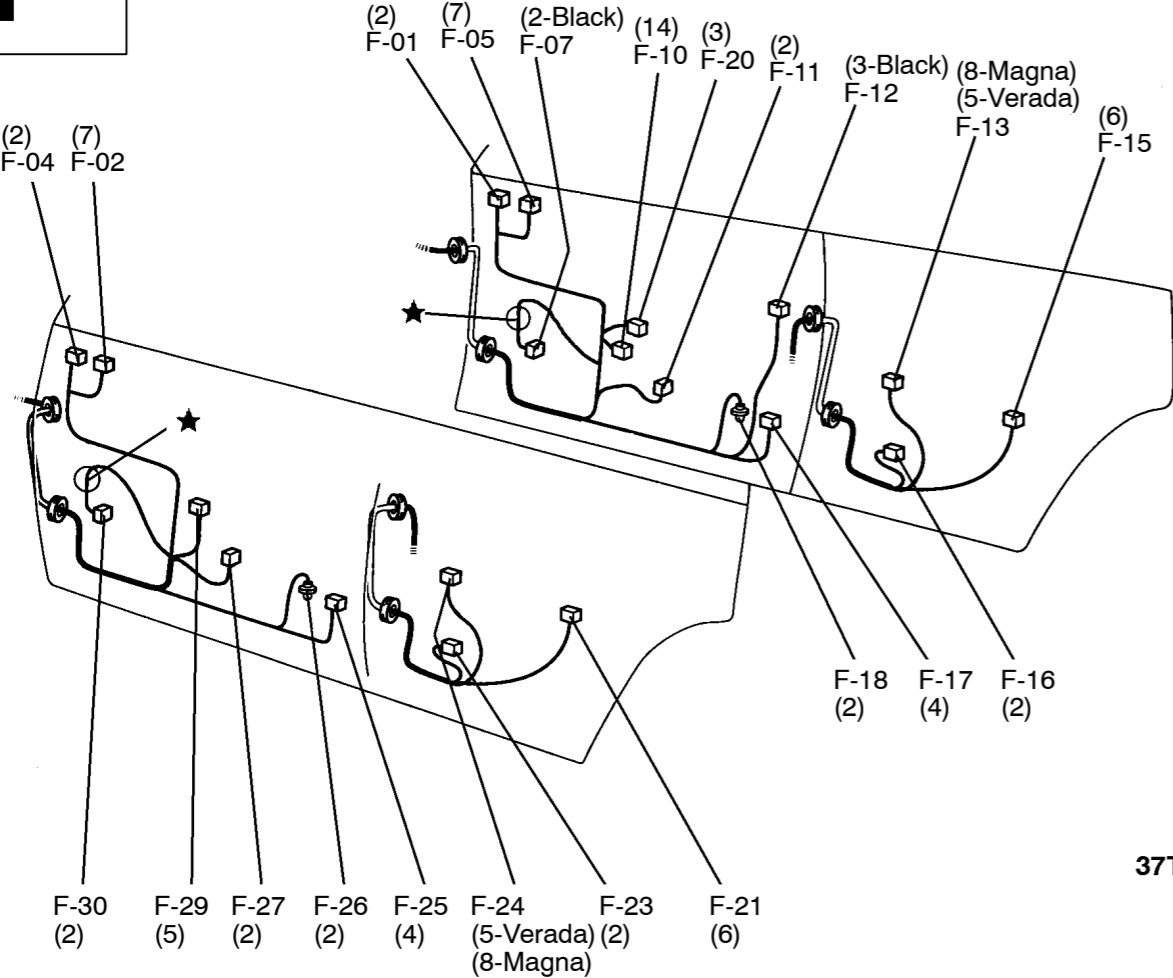
Main
Index

54
Index

54B
Index

Connector
symbol

F



37TL193A

F-01	Tweeter (RH)	F-18	Door courtesy lamp (front: RH)
F-02	Door mirror (LH)	F-20	Trunk lid and fuel tank door opener switch (Verada only)
F-04	Tweeter (LH)	F-21	Door lock actuator (rear: LH)
F-05	Door mirror (RH)	F-23	Power window motor assembly (rear: LH)
F-07	Door speaker (RH)	F-24	Power window switch (rear: LH)
F-10	Front door module (RH) (Verada only)	F-25	Door lock actuator (front: LH)
F-11	Power window motor assembly (front: RH)	F-26	Door courtesy lamp (front: LH)
F-12	Door key cylinder switch	F-27	Power window motor assembly (front: LH)
F-13	Power window switch (rear: RH)	F-29	Front door module (LH) (Verada only)
F-15	Door lock actuator (rear: RH)	F-30	Door speaker (LH)
F-16	Power window motor assembly (rear: RH)		
F-17	Door lock actuator (front: RH)		

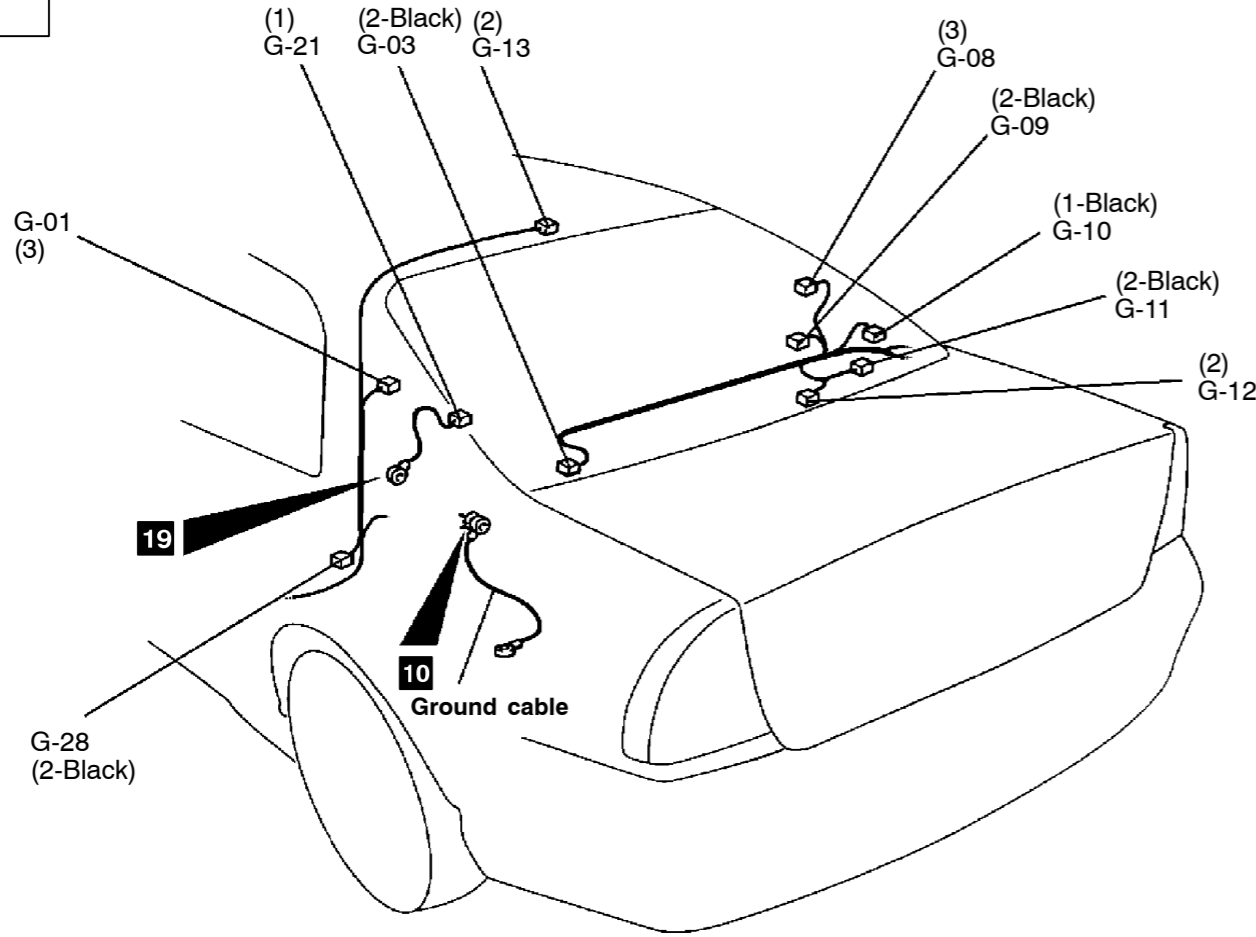
Main
Index

54
Index

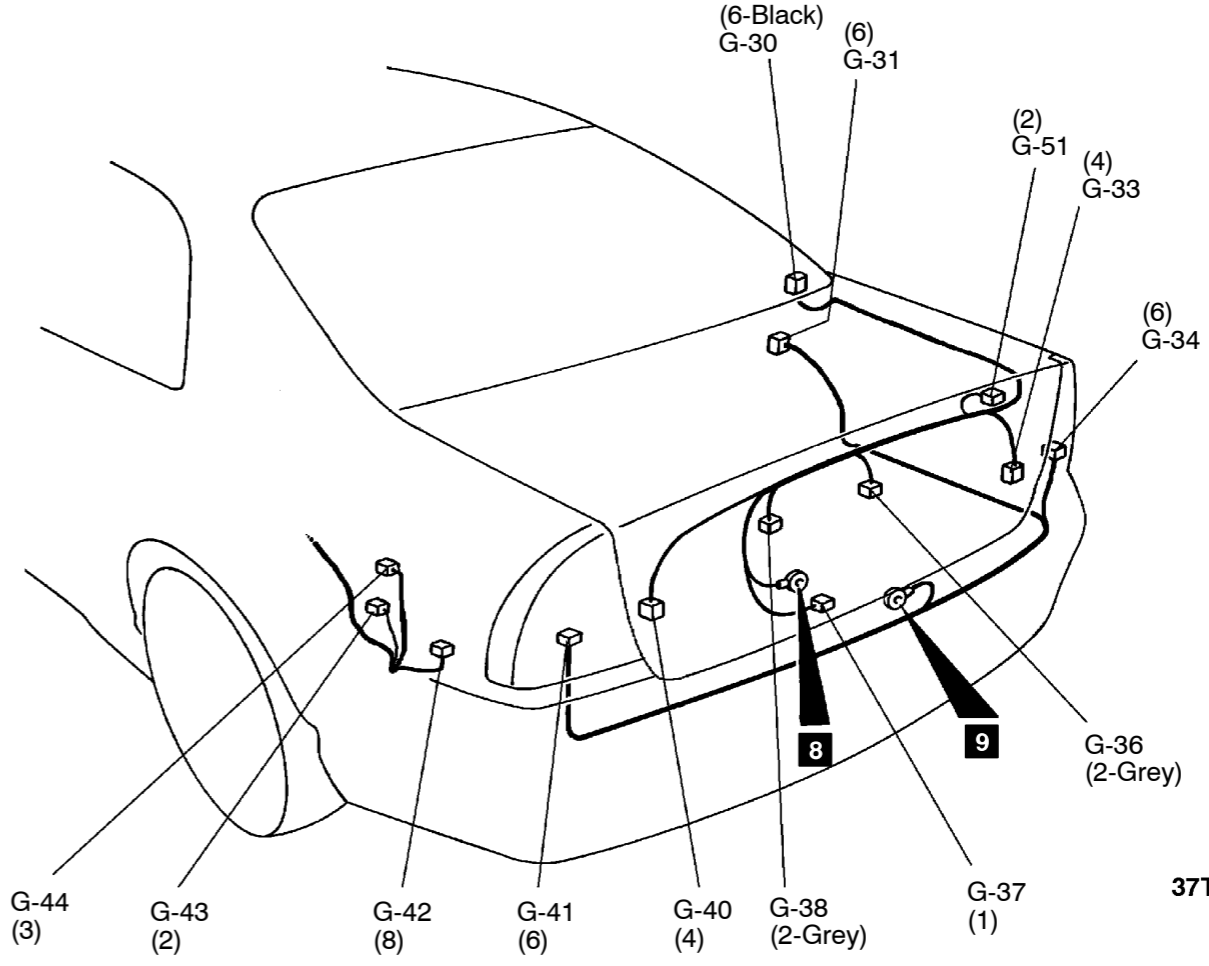
54B
Index

TRUNK ROOM

Connector
symbol
G



- | | | | |
|------|-------------------------|------|-----------------------------------|
| G-01 | Rear personal lamp (LH) | G-11 | Rear speaker (RH) |
| G-03 | Rear speaker (LH) | G-12 | Trunk room lamp |
| G-08 | Rear personal lamp (RH) | G-13 | High mount stop lamp (Rear Shelf) |
| G-09 | Rear door switch (RH) | G-21 | Defogger earth cable |
| G-10 | Defogger | G-28 | Rear door switch (LH) |



- | | | | |
|------|---|------|--|
| G-30 | Connection of floor (RH) and rear lid harnesses | G-38 | License plate lamp (LH) |
| G-31 | Connection of floor (RH) and trunk room harnesses | G-40 | Rear lid lamp (LH) |
| G-33 | Rear lid lamp (RH) | G-41 | Rear combination lamp (LH) |
| G-34 | Rear combination lamp (RH) | G-42 | Trunk lid and fuel tank door opener relay |
| G-36 | License plate lamp (RH) | G-43 | Trunk lid and fuel tank door opener actuator |
| G-37 | Trunk room lamp switch | G-44 | Motor antenna |
| | | G-51 | High mounted stop lamp (Rear spoiler) |

Main
Index

54
Index

54B
Index

37TL194A

Main
Index

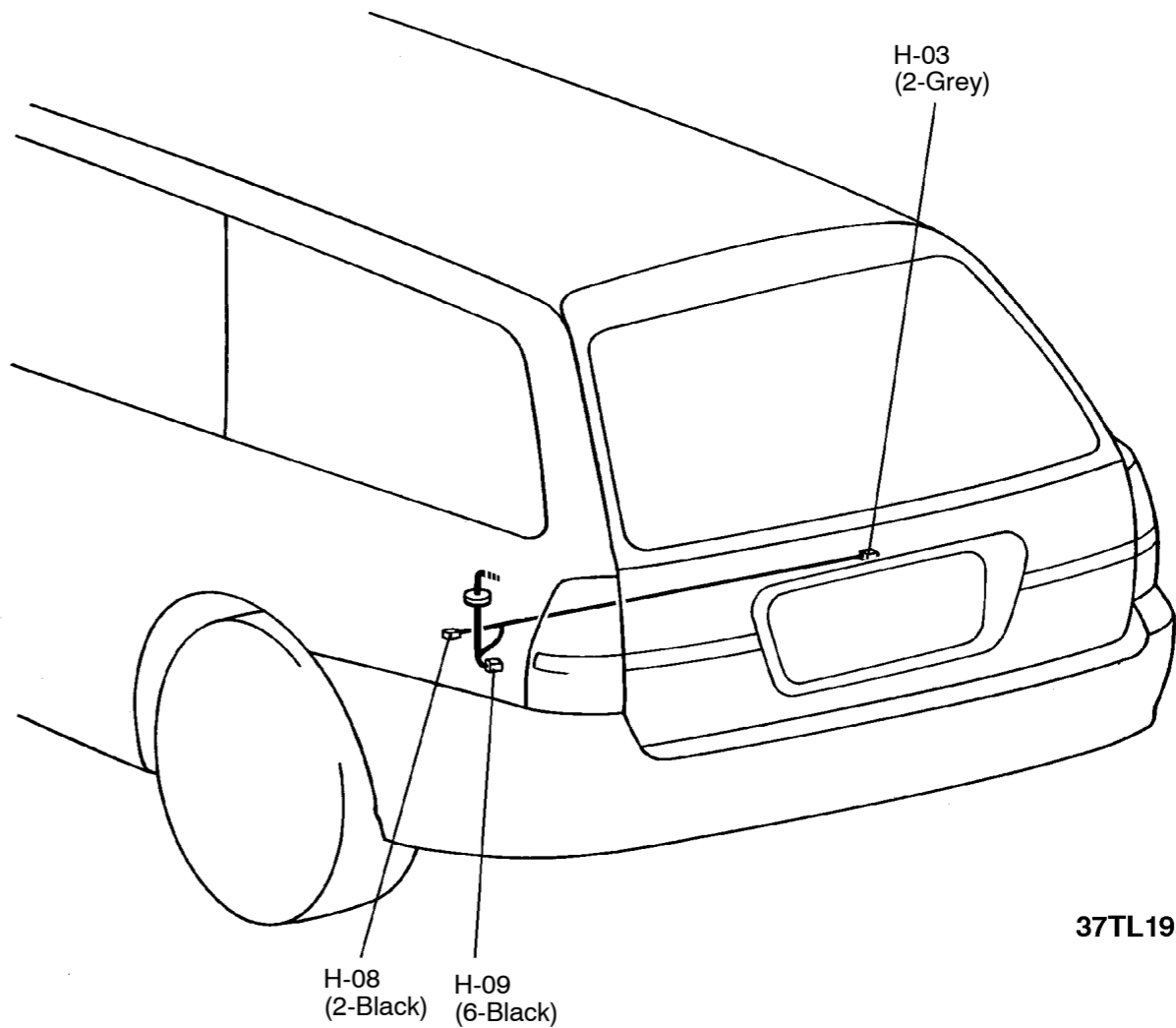
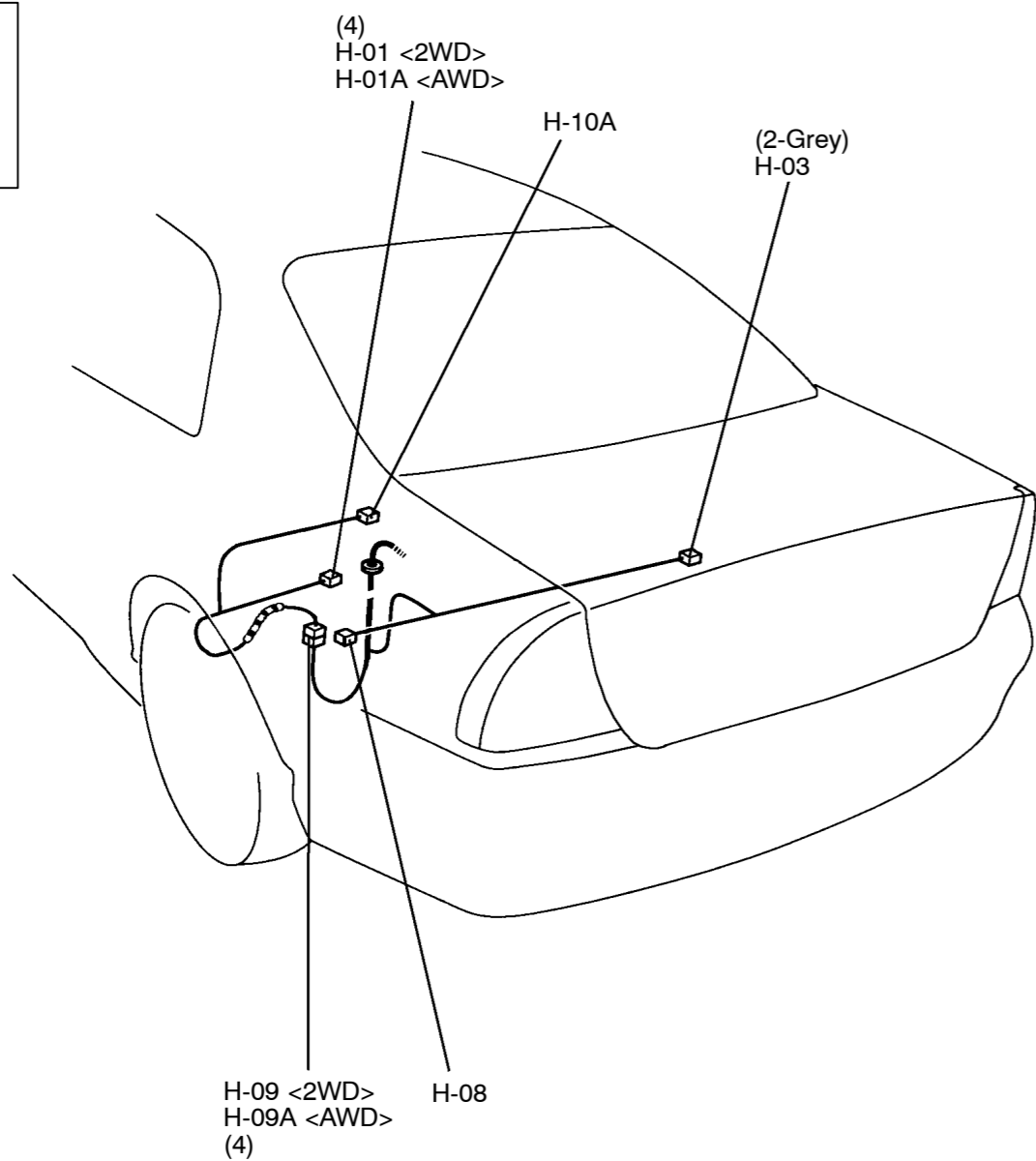
54
Index

54B
Index

REAR FLOOR LOWER SECTION

Connector
symbol

H



37TL195A

- H-01 Fuel gauge and pump unit <2WD>
- H-01A Fuel gauge and pump unit <AWD>
- H-03 Rear speed sensor (RH) <ABS>
- H-08 Rear speed sensor (LH) <ABS>
- H-09 Connection of floor (LH) and fuel harness <2WD>
- H-09A Connection of floor (LH) and fuel harness <AWD>
- H-10A Fuel gauge sender sub unit <AWD>

Main
Index

54
Index

54B
Index

Main
Index

54
Index

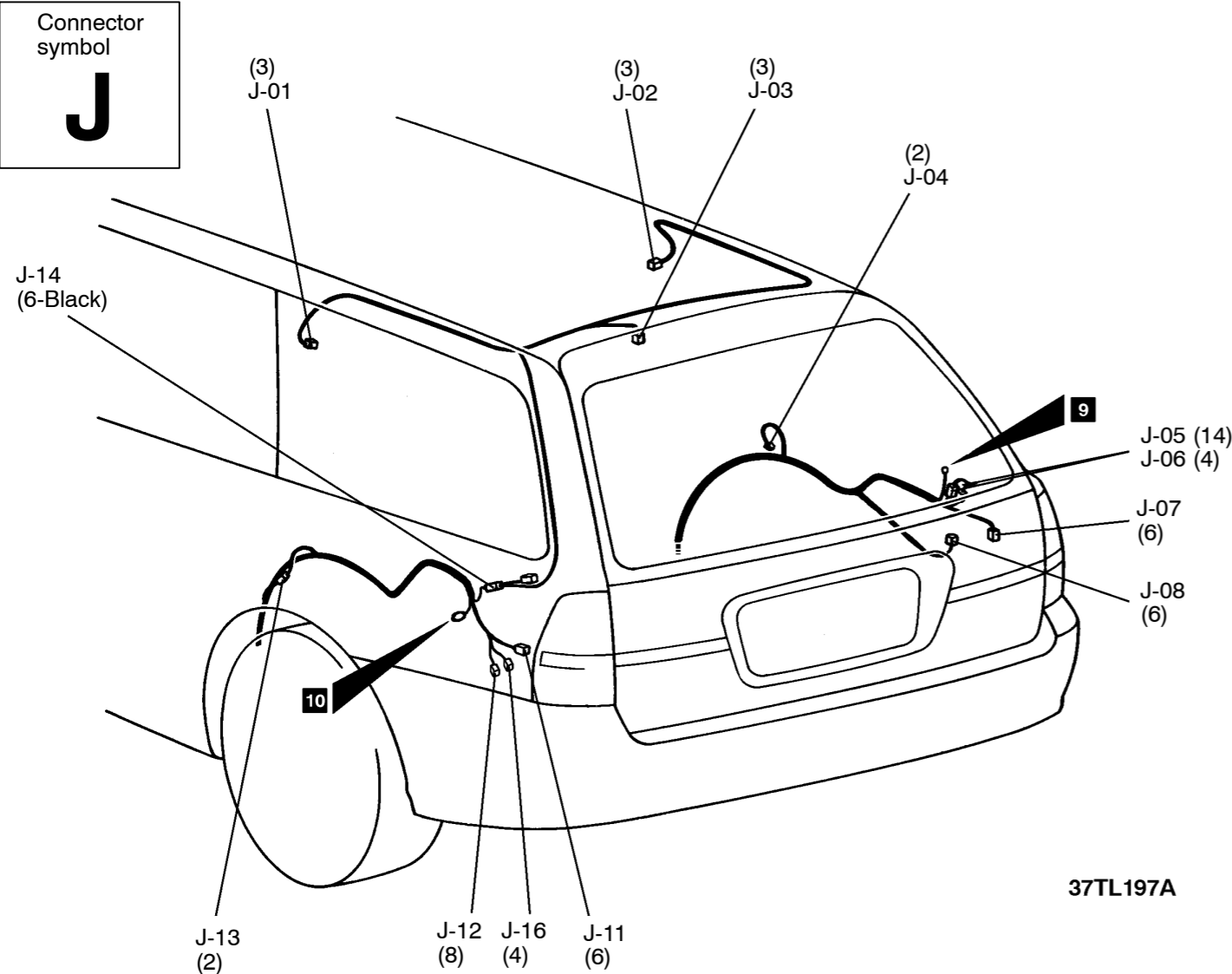
54B
Index

Main
Index

54
Index

54B
Index

CARGO AREA <WAGON>



- | | | | |
|------|---|------|--|
| J-01 | Rear personal lamp (LH) | J-07 | Rear combination lamp (RH) |
| J-02 | Rear personal lamp (RH) | J-08 | Rear wiper relay |
| J-03 | Cargo compartment lamp | J-11 | Rear combination lamp (LH) |
| J-04 | Rear door switch (RH) | J-12 | Motor antenna |
| J-05 | Floor wiring harness and tailgate wiring harness "A" connection | J-13 | Rear door switch (LH) |
| J-06 | Floor wiring harness and tailgate wiring harness "A" connection | J-14 | Floor wiring harness and rear roof wiring harness connection |
| | | J-16 | Diode (antenna) |

Main
Index

54
Index

54B
Index

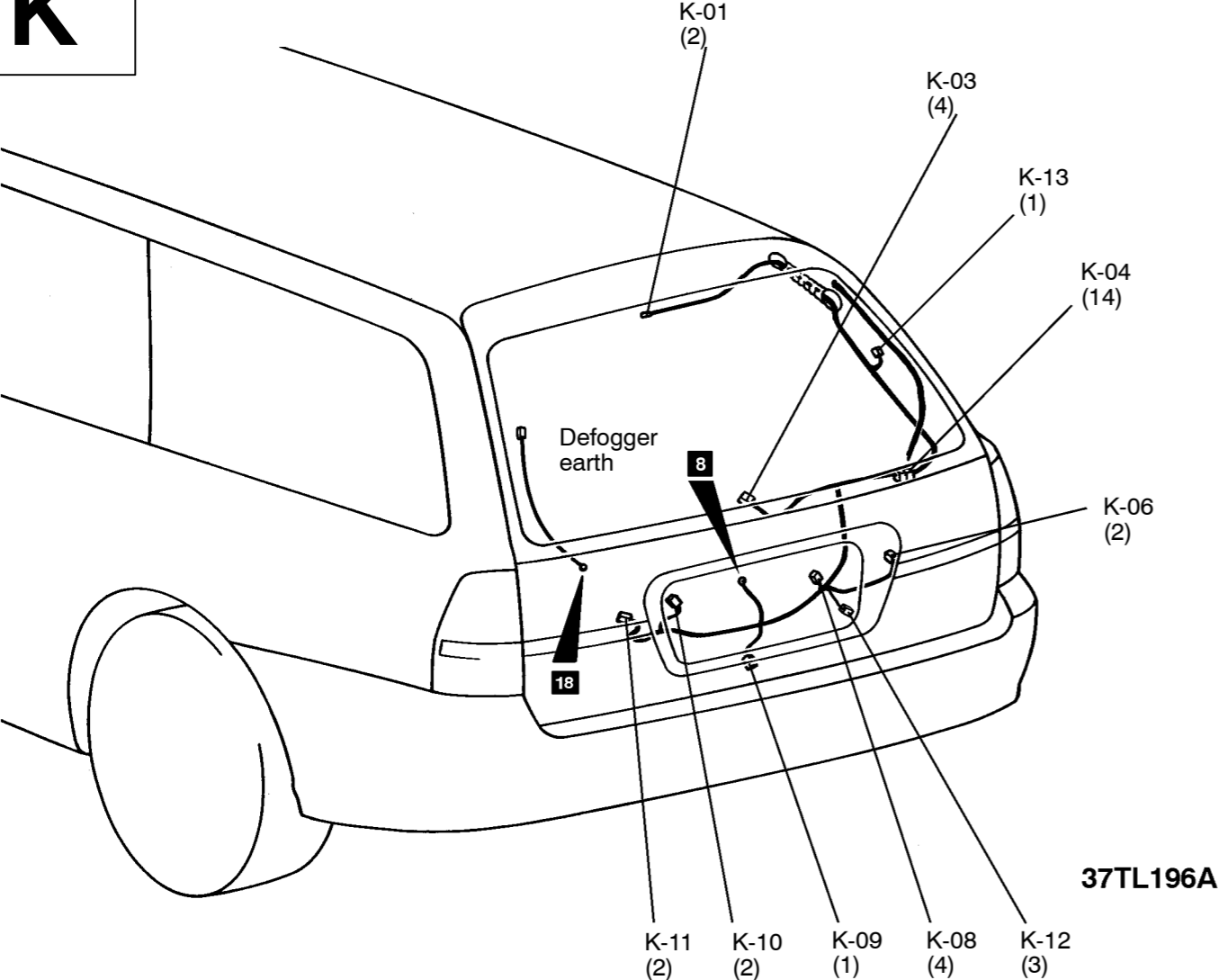
Main
Index

54
Index

54B
Index

Connector
symbol

K



- K-01 High mount stop lamp
- K-03 Rear wiper motor
- K-04 Tailgate wiring harness “A” and tailgate wiring har-
ness “B” connection
- K-06 Rear speaker (RH)
- K-08 Tailgate lock actuator

- K-09 Tailgate latch switch
- K-10 Licence plate lamp
- K-11 Rear speaker (LH)
- K-12 Tailgate key switch
- K-14 Defogger earth