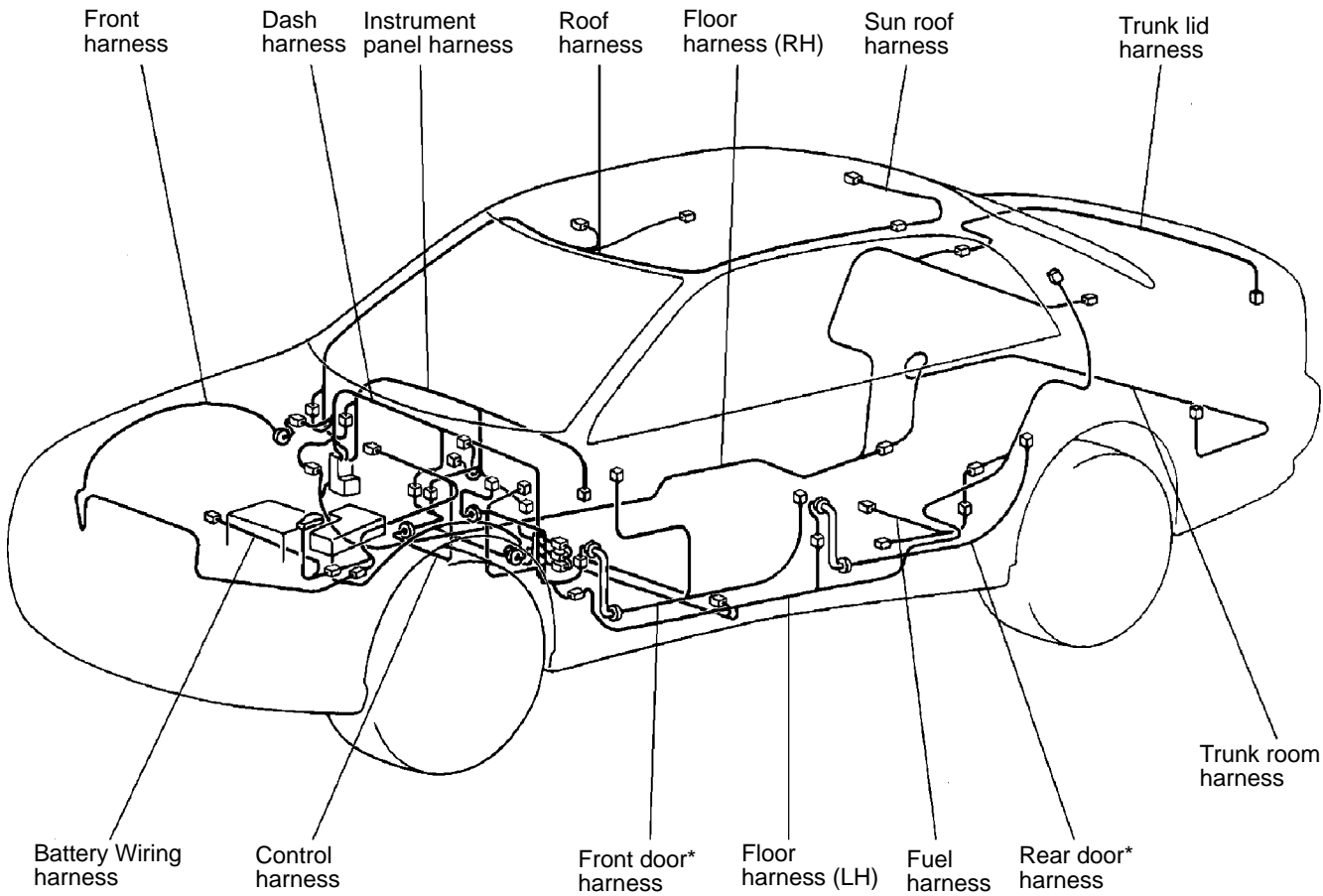


OVERALL WIRING DIAGRAM <SEDAN>



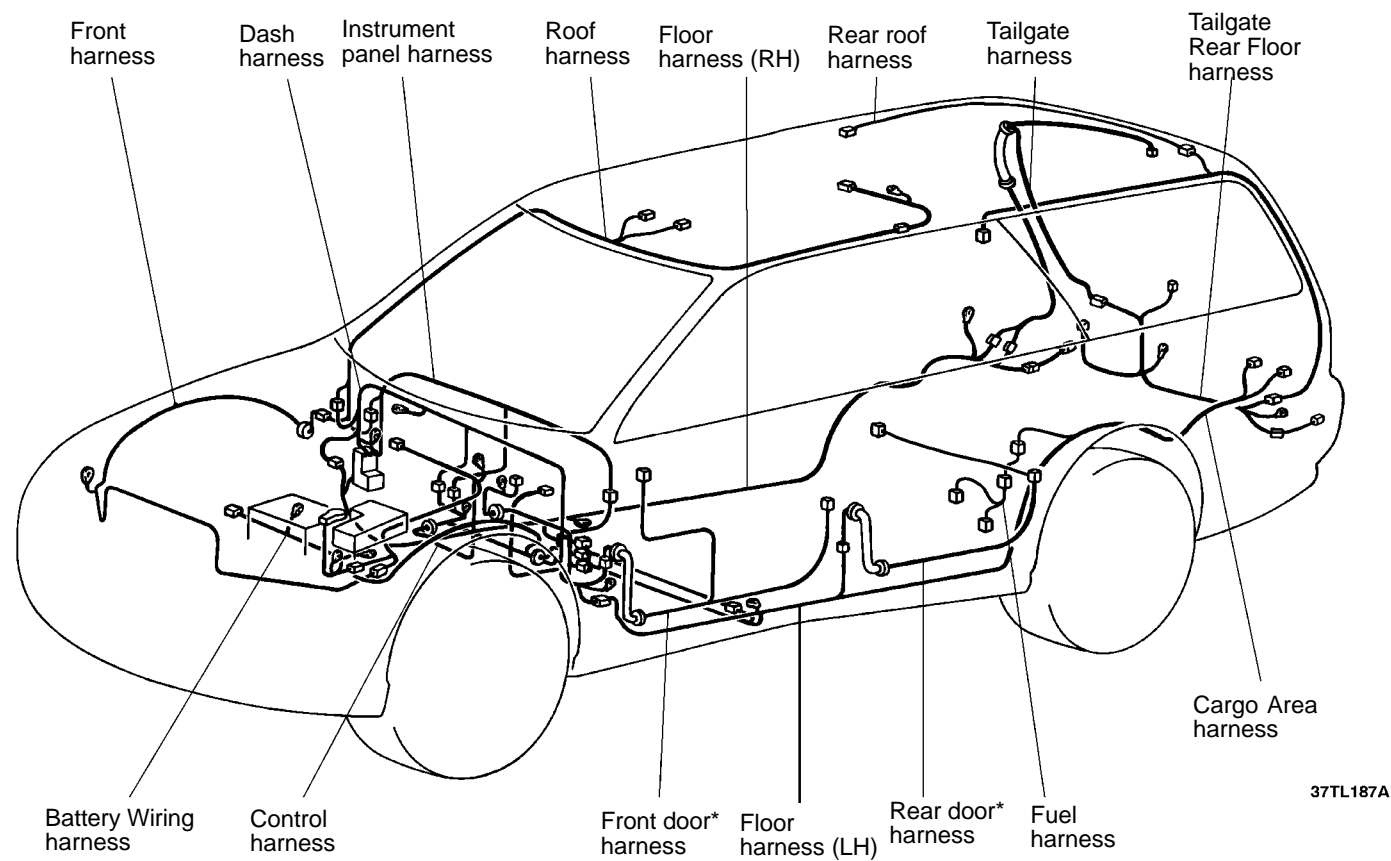
37TL186A

NOTE

(1) This illustration shows only the major wiring harness.

(2) The \* symbol indicates also equipped at the right side.

OVERALL WIRING DIAGRAM <WAGON>



NOTE

(1) This illustration shows only the major wiring harness.

(2) The \* symbol indicates also equipped at the right side.

Main  
Index

54  
Index

54B  
Index

ENGINE COMPARTMENT

Main  
Index

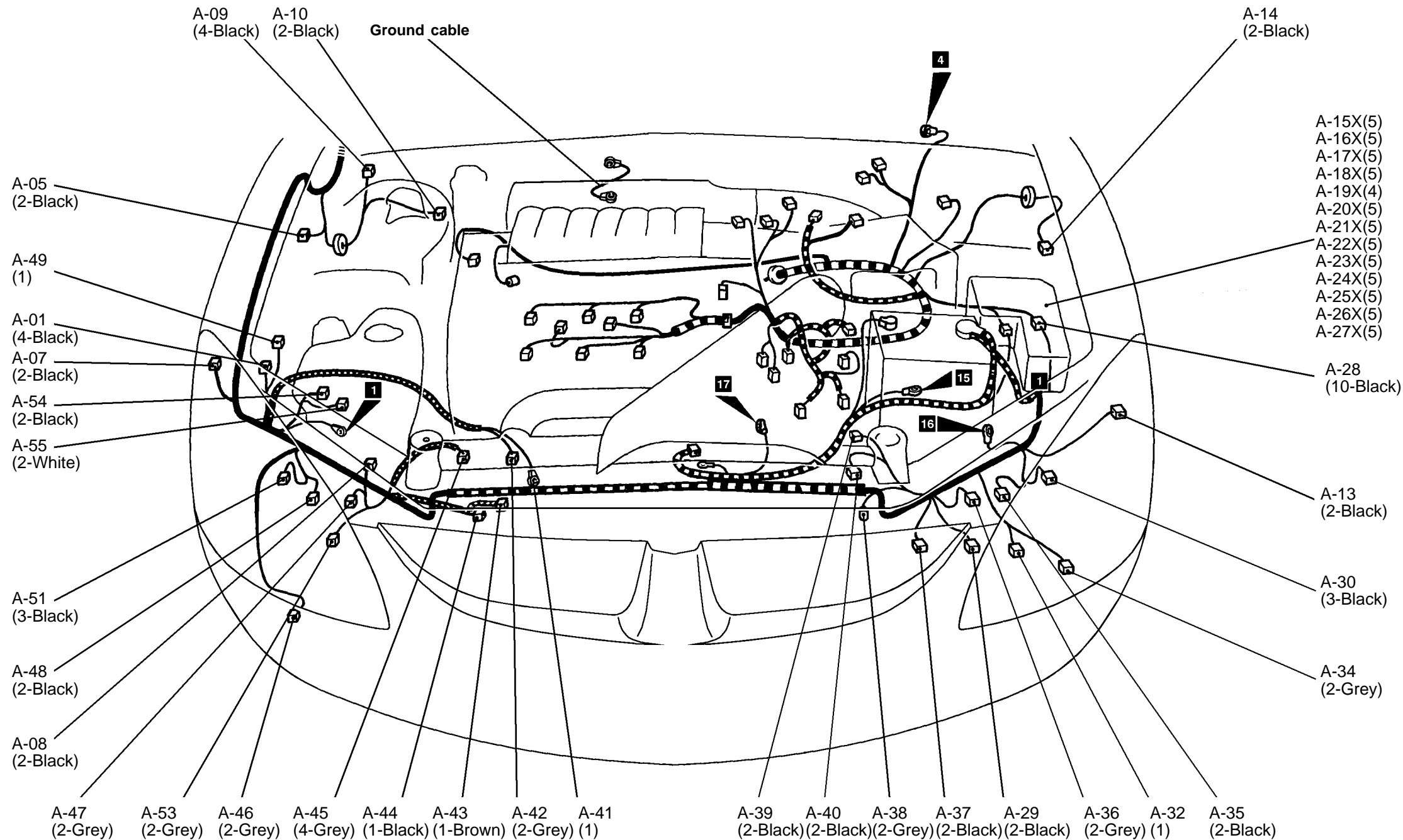
54  
Index

54B  
Index

Connector  
symbol

A

-01  
thru  
-55

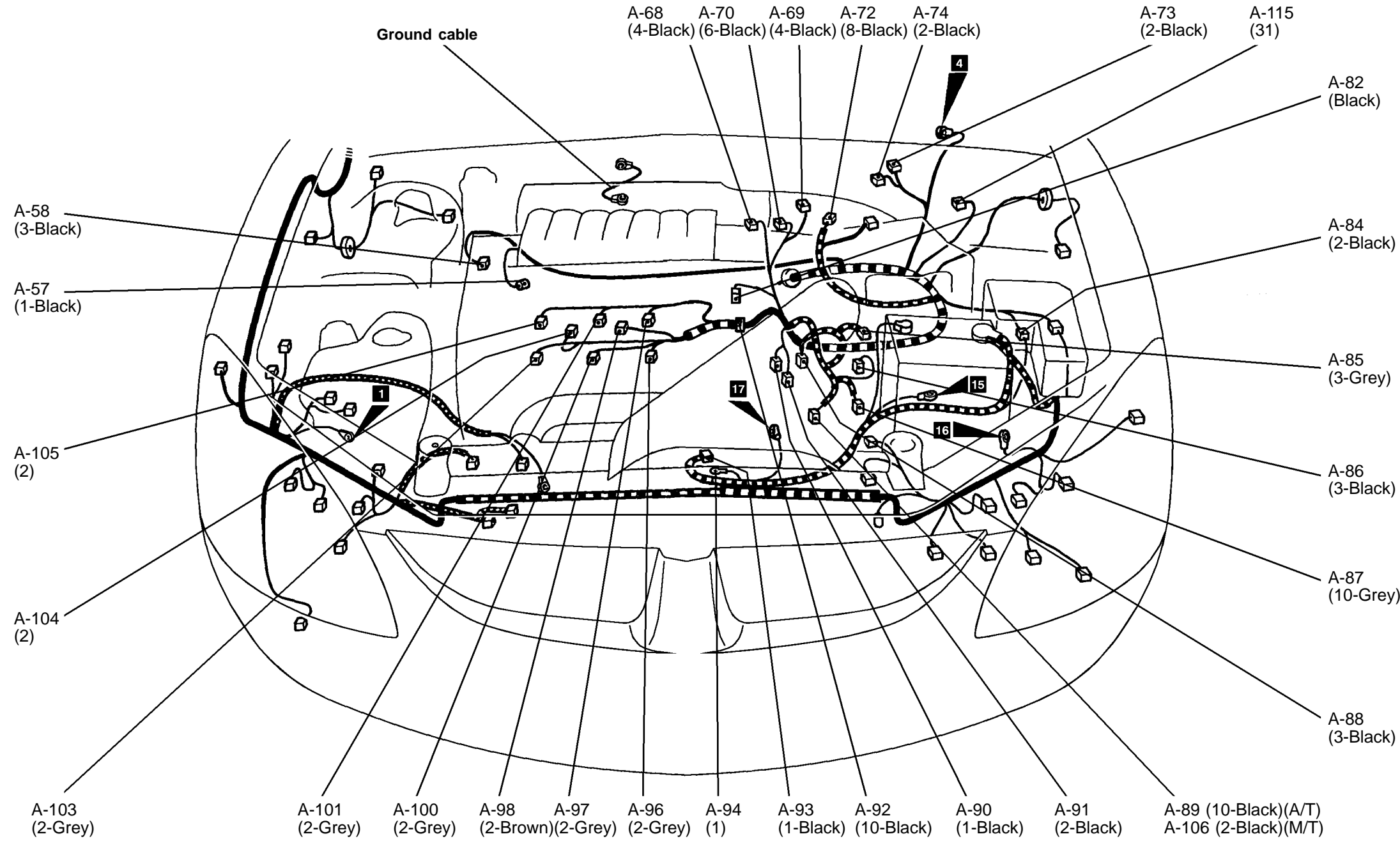


- |       |                            |       |   |      |                         |      |   |
|-------|----------------------------|-------|---|------|-------------------------|------|---|
| A-01  | Cruise control actuator    | A-19X | Alternator relay                          | A-32 | Horn (2)                | A-44 | Oil pressure switch                         |
| A-05  | Front speed sensor (RH)    | A-20X | Condenser fan relay (LO)                  | A-34 | Fog lamp (LH)           | A-45 | Condenser fan motor                         |
| A-07  | Side turn signal lamp (RH) | A-21X | Condenser fan relay (HI)                  | A-35 | Position lamp (LH)      | A-46 | Fog lamp (RH)                               |
| A-08  | Hood switch                | A-22X | Radiator fan relay (LO)                   | A-36 | Headlamp (HI:LH)        | A-47 | Headlamp (HI:RH)                            |
| A-09  | Windshield wiper motor     | A-23X | Taillamp relay                            | A-37 | Air temperature sensor  | A-48 | Position lamp (RH)                          |
| A-10  | Brake fluid level sensor   | A-24X | Headlamp relay (LO)                       | A-38 | Dual pressure switch    | A-49 | Horn (1)                                    |
| A-13  | Side turn signal lamp (LH) | A-25X | Headlamp relay (HI)                       | A-39 | Radiator fan motor      | A-51 | Headlamp (LO:RH)                            |
| A-14  | Front speed sensor (LH)    | A-26X | Radiator fan relay(MI)                    | A-40 | Radiator fan motor      | A-53 | Front turn signal lamp (RH)                 |
| A-15X | Power window relay         | A-27X | Radiator fan relay (HI)                   | A-41 | Alternator              | A-54 | Windshield washer motor                     |
| A-16X | A/C compressor relay       | A-28  | Connection of front and control harnesses | A-42 | Alternator              | A-55 | Windshield washer motor (Rear) (Wagon Only) |
| A-17X | Horn relay                 | A-29  | Front turn signal lamp (LH)               | A-43 | A/C compressor assembly |      |   |
| A-18X | Fog lamp relay             | A-30  | Headlamp (LO:LH)                          |      |                         |      |   |

ENGINE COMPARTMENT

Connector  
symbol

**A** -56  
thru  
-115



37TL185A

- |      |                                    |      |   |       |  |       |   |
|------|------------------------------------|------|---|-------|--|-------|---|
| A-57 | Power steering oil pressure switch | A-84 | Connection of control harness and battery harness | A-92  | Connection of control harness and injector harness | A-103 | Injector (No.2)                         |
| A-58 | Crank angle sensor                 | A-85 | Output shaft speed sensor                         | A-93  | Starter  | A-104 | Purge solenoid                          |
| A-68 | Throttle position sensor           | A-86 | Input shaft speed sensor                          | A-94  | Starter  | A-105 | Injector (No.1)                         |
| A-69 | Accelerator position sensor        | A-87 | A/T control solenoid valve assembly               | A-96  | Injector (No.6)                                    | A-106 | Back up lamp switch (M/T)               |
| A-70 | Idle speed control servo           | A-88 | Vehicle speed sensor                              | A-97  | Injector (No.5)                                    | A-107 | Variable Resistor (Pacific export only) |
| A-72 | Air flow sensor                    | A-89 | Inhibitor switch (A/T)                            | A-98  | EGR solenoid valve                                 | A-115 | ABS-ECU                                 |
| A-73 | Vacuum solenoid valve              | A-90 | Water temperature gauge unit                      | A-100 | Injector (No.4)                                    |       |   |
| A-74 | Vent solenoid valve                | A-91 | Water temperature sensor                          | A-101 | Injector (No.3)                                    |       |   |
| A-82 | Distributor assembly               |      |   |       |  |       |   |

Main  
Index

DASH PANEL

54  
Index

54B  
Index

Main  
Index

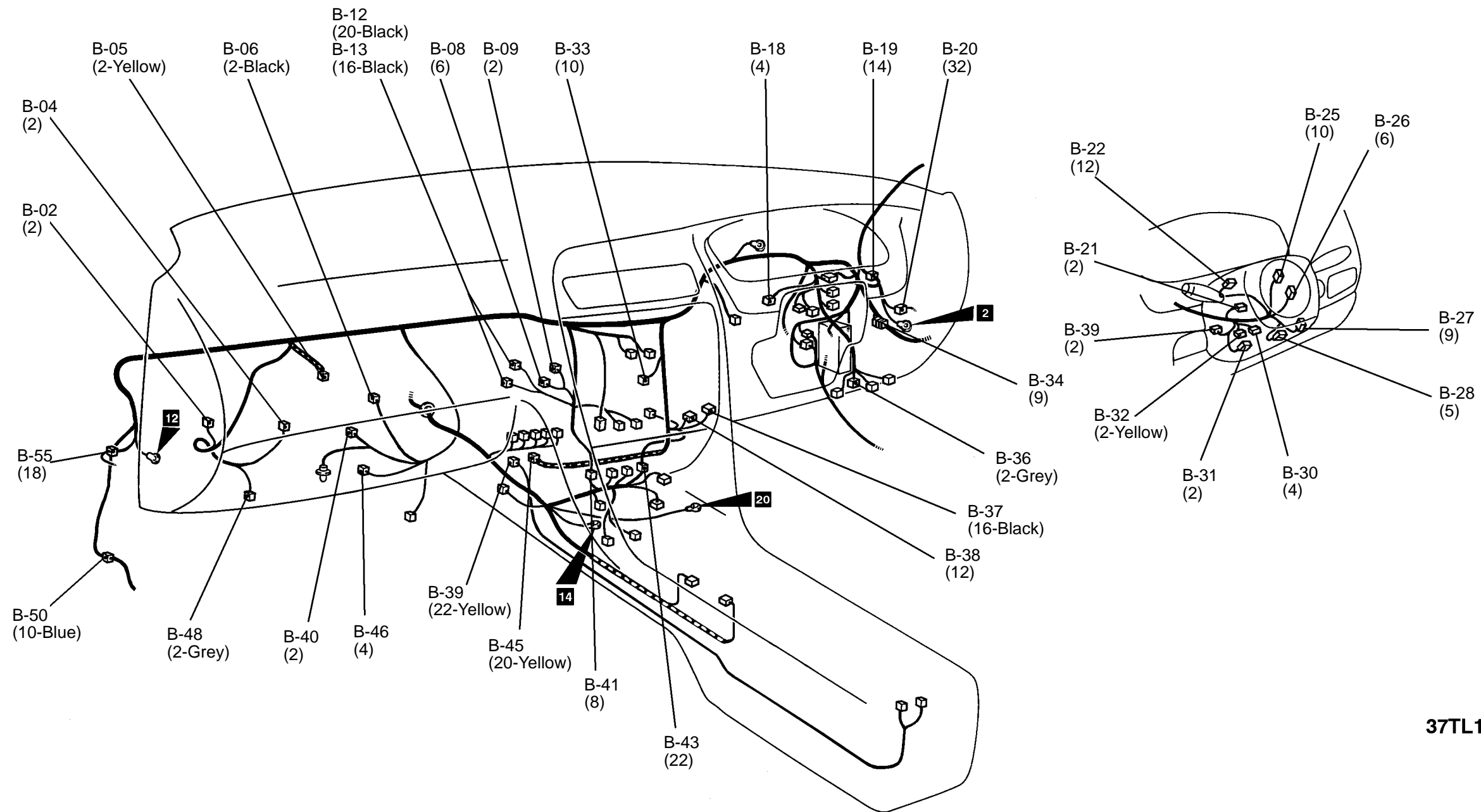
54  
Index

54B  
Index

Connector  
symbol

B

-01  
thru  
-55



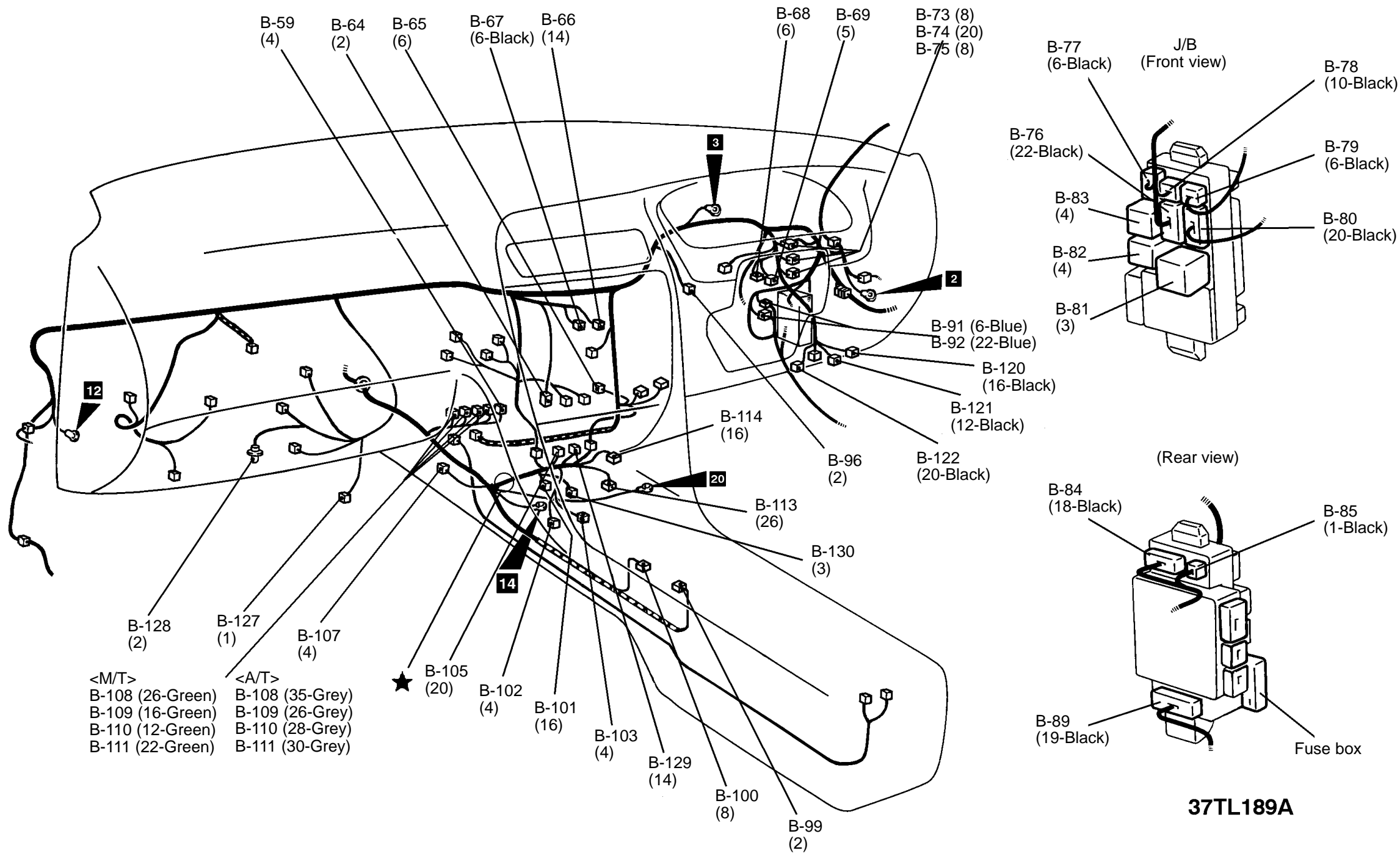
37TL188A

B-02	Inside and outside air switching damper motor	B-19	Connection of dash and roof harness	B-31	Key ring antenna	B-41	Connection of dash and control harnesses
B-04	Blower motor	B-20	Connection of dash and front door harness (RH)	B-32	Air bag module (Driver)	B-43	Connection of dash and control harnesses
B-05	Air bag module (front passenger side)	B-21	Ignition key cylinder illumination lamp	B-33	Hazard switch	B-45	SRS-ECU
B-06	Fin thermo sensor	B-22	Column switch	B-34	Mirror Switch	B-46	Power transistor
B-08	Air mixing damper motor/potentiometer	B-25	Column switch	B-36	Foot lamp (RH)	B-48	Foot lamp (LH)
B-09	Water temperature sensor (for A/C)	B-26	Column switch	B-37	Diagnostic connector-1	B-50	Connection of dash and floor harnesses (LH)
B-12	A/C-ECU	B-27	Column switch	B-38	Diagnostic connector-2	B-55	Connection of dash and front door harness (LH)
B-13	A/C-ECU	B-28	Column switch (Steering angular velocity sensor)	B-39	Floor harness (RH) to SRS-ECU connection		
B-18	Stop lamp switch	B-30	Clock spring	B-40	Trunk lid switch		

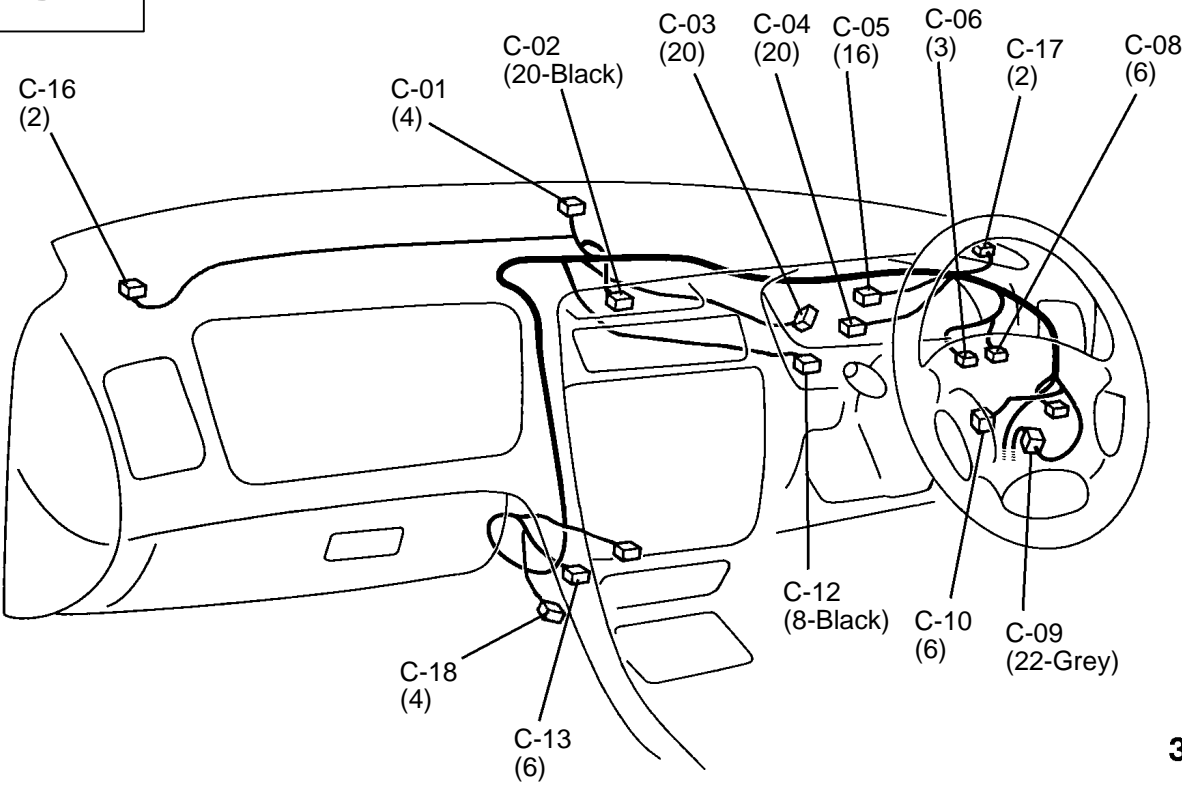
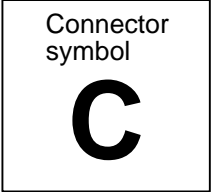
DASH PANEL

Connector  
symbol

**B** -59  
thru  
-129



B-59	A/T control relay	B-78	Connection of dash harness and J/B	B-99	Position indicator lamp assembly	B-110	Engine-ECU <M/T> or engine and
B-64	Cabin temperature sensor	B-79	Connection of roof harness and J/B	B-100	Manual control switch assembly		A/T-ECU <A/T>
B-65	Mode selector damper motor/potentiometer	B-80	Connection of instrument panel harness and J/B	B-101	Cruise ECU	B-111	Engine-ECU <M/T>
B-66	Audio unit	B-81	Turn/hazard flasher unit	B-102	Fuel pump relay	B-113	Traction control ECU
B-67	Audio unit	B-82	Defogger	B-103	Engine control relay	B-114	Traction control ECU
B-68	Ignition switch	B-83	Blower relay	B-105	Connection of instrument panel and control harness	B-120	Body electronics module
B-69	Key reminder switch	B-84	Connection of front harness and J/B	B-107	O2 sensor	B-121	Body electronics module
B-73	Connection of front and dash harnesses	B-85	Connection of front harness and J/B	B-108	Engine-ECU <M/T> or engine and	B-122	Body electronics module
B-74	Connection of front and dash harnesses	B-89	Connection of floor harness (RH) and J/B		A/T-ECU <A/T>	B-127	Glove box lamp switch
B-75	Connection of front and dash harnesses	B-91	Connection of floor (RH) and dash harnesses	B-109	Engine-ECU <M/T> or engine and	B-128	Glove box lamp
B-76	Connection of dash harness and J/B	B-92	Connection of floor (RH) and dash harnesses		A/T-ECU <A/T>	B-129	Connection of dash and control harness
B-77	Connection of dash harness and J/B	B-96	Clutch switch			B-130	G-sensor (AWD)



37TL190A

- |      |   |      |   |
|------|---|------|---|
| C-01 | Sunlight sensor                                   | C-10 | Connection of instrument panel and dash harnesses |
| C-02 | Centre message display                            | C-12 | Centre message display switch                     |
| C-03 | Combination meter                                 | C-13 | Ashtray (Provision for accessory kit)             |
| C-04 | Combination meter                                 | C-16 | Front speaker (LH)                                |
| C-05 | Combination meter                                 | C-17 | Front speaker (RH)                                |
| C-06 | Rheostat  | C-18 | Phone connection                                  |
| C-08 | Traction control switch                           |      |   |
| C-09 | Connection of instrument panel and dash harnesses |      |   |

Main  
Index

54  
Index

54B  
Index

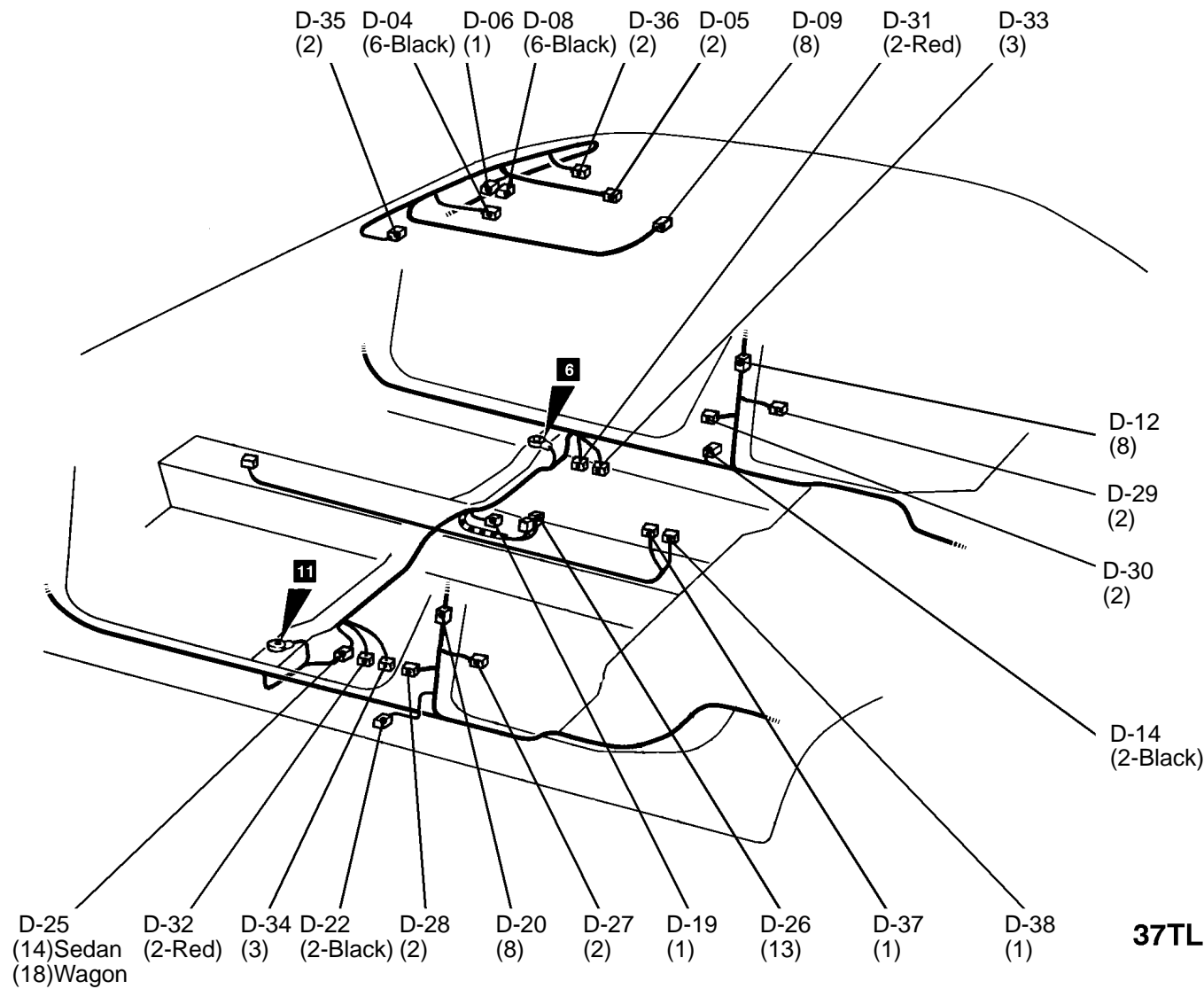
Main  
Index

54  
Index

54B  
Index

Connector  
symbol

D



D-04 EC Mirror  
D-05 Overhead lamp  
D-06 Map lamp  
D-08 Sunroof switch  
D-09 Sunroof  
D-12 Connection of floor (RH) and rear door harnesses (RH)

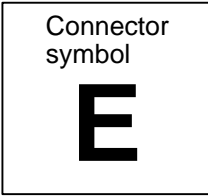
D-14 Front door switch (RH)  
D-19 Park brake switch  
D-20 Connection of floor (LH) and rear door harnesses (LH)  
D-22 Front door switch (LH)  
D-25 Connection of floor (RH) and floor (LH) harnesses  
D-26 Center power window switch

D-27 Side impact sensor (LH)  
D-28 Seat belt pretensioner (LH)  
D-29 Side impact sensor (RH)  
D-30 Seat belt pretensioner (RH)  
D-31 Side air bag front seat (RH)  
D-32 Side air bag front seat (LH)  
D-33 Front power seat

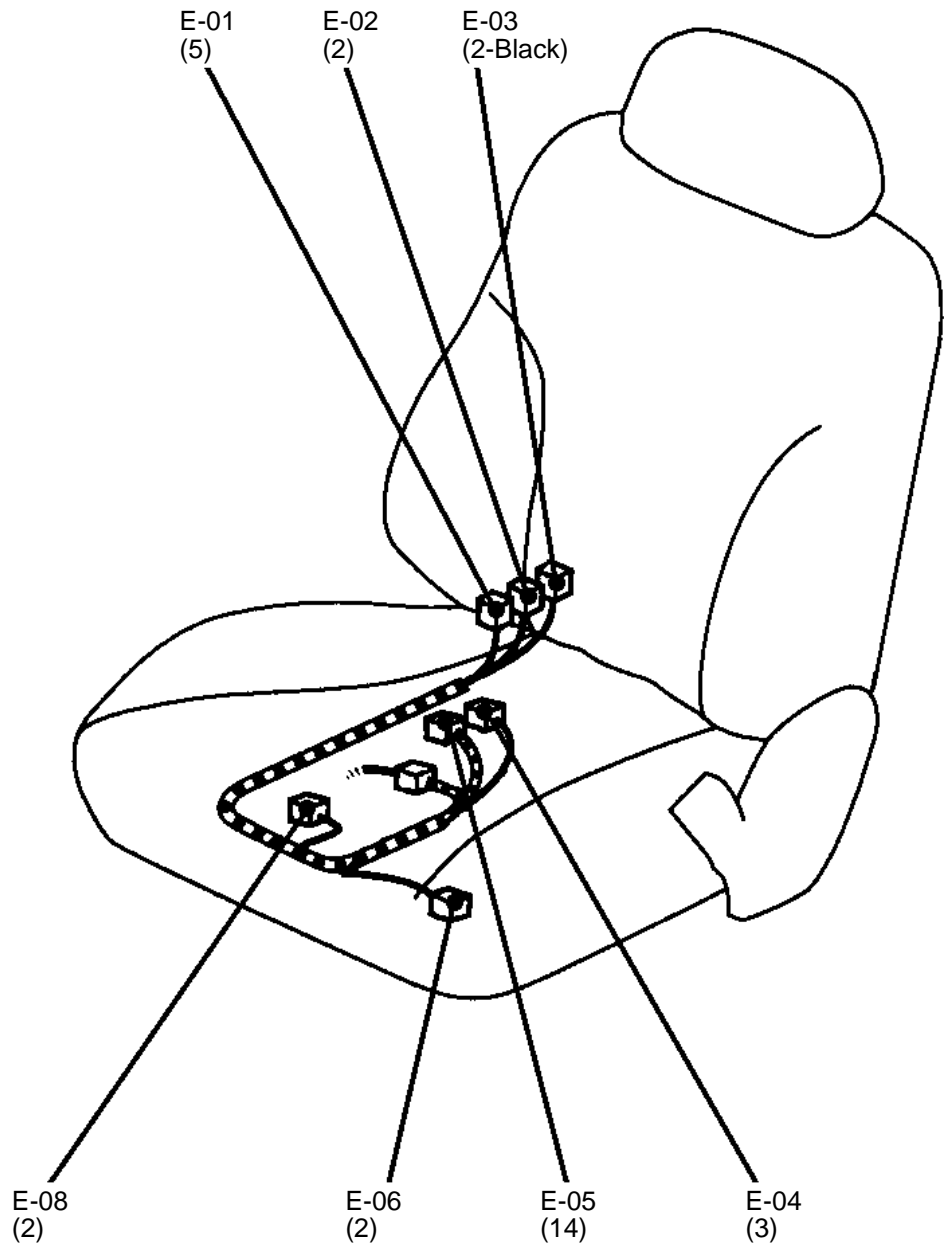
D-34 Front power seat  
D-35 Vanity mirror (LH)  
D-36 Vanity mirror (RH)  
D-37 Accessory socket  
D-38 Accessory socket



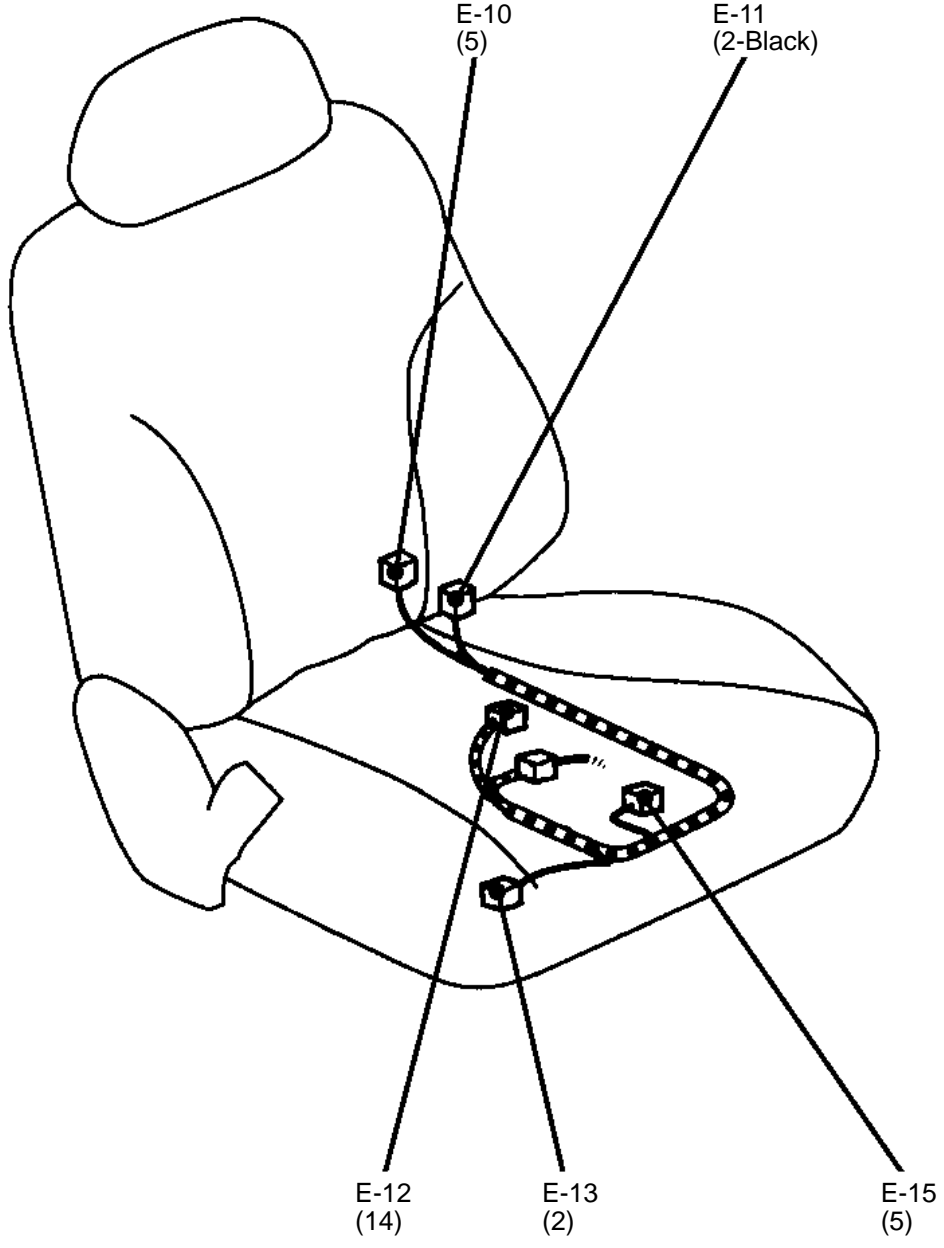
SEAT



Driver's seat 6 and 10 way



Passenger's seat 8 way

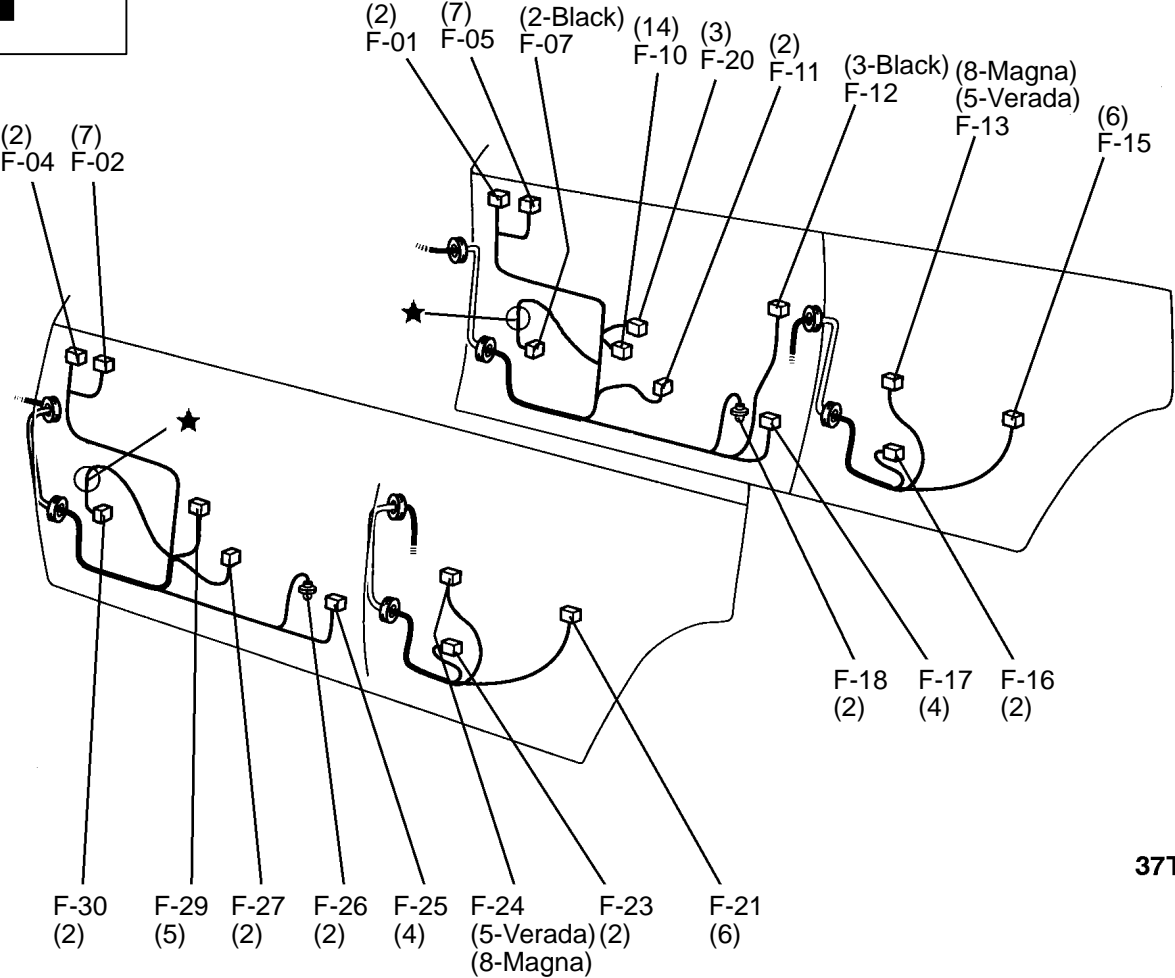
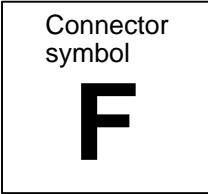


37TL192A

- |      |  |      |  |
|------|--|------|--|
| E-01 | Rear height motor (driver's seat)                | E-05 | Manual power seat switch (driver's seat) |
| E-02 | Lumbar motor (driver's 10 way seat)              | E-06 | Seat cushion slide motor (driver's seat) |
| E-03 | Seat back reclining motor (driver's 10 way seat) | E-08 | Front height motor (driver's seat)       |
| E-04 | Lumbar manual switch (driver's 10 way seat)      |      |  |

- |      |  |      |   |
|------|--|------|---|
| E-10 | Rear height motor (passenger's seat)         | E-13 | Seat cushion slide motor (passenger's seat) |
| E-11 | Seat back reclining motor (passenger's seat) | E-15 | Front height motor (passenger's seat)       |
| E-12 | Manual power seat switch (passenger's seat)  |      |   |

DOOR



37TL193A

F-01	Tweeter (RH)	F-18	Door courtesy lamp (front: RH)
F-02	Door mirror (LH)	F-20	Trunk lid and fuel tank door opener switch (Verada only)
F-04	Tweeter (LH)	F-21	Door lock actuator (rear: LH)
F-05	Door mirror (RH)	F-23	Power window motor assembly (rear: LH)
F-07	Door speaker (RH)	F-24	Power window switch (rear: LH)
F-10	Front door module (RH) (Verada only)	F-25	Door lock actuator (front: LH)
F-11	Power window motor assembly (front: RH)	F-26	Door courtesy lamp (front: LH)
F-12	Door key cylinder switch	F-27	Power window motor assembly (front: LH)
F-13	Power window switch (rear: RH)	F-29	Front door module (LH) (Verada only)
F-15	Door lock actuator (rear: RH)	F-30	Door speaker (LH)
F-16	Power window motor assembly (rear: RH)		
F-17	Door lock actuator (front: RH)		

Main  
Index

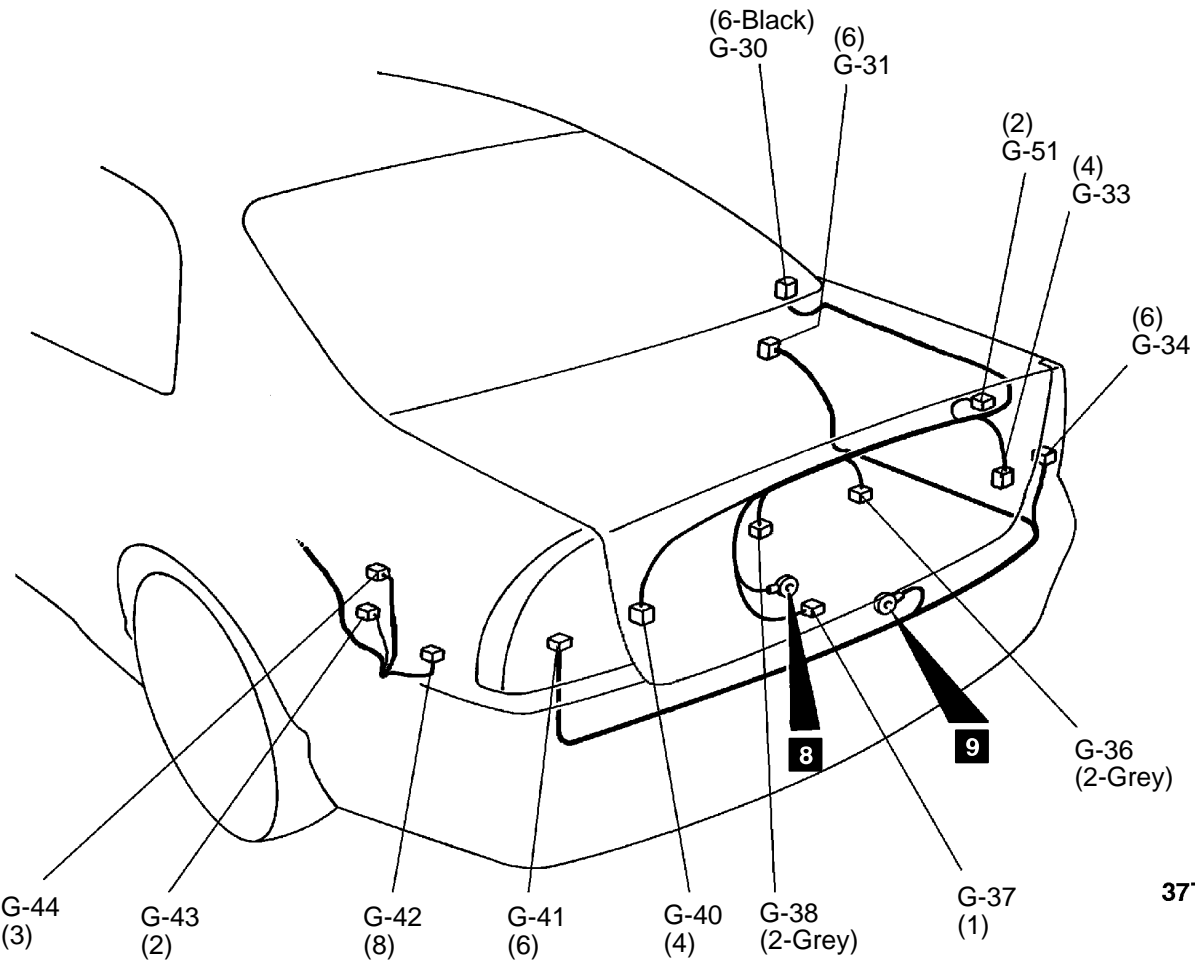
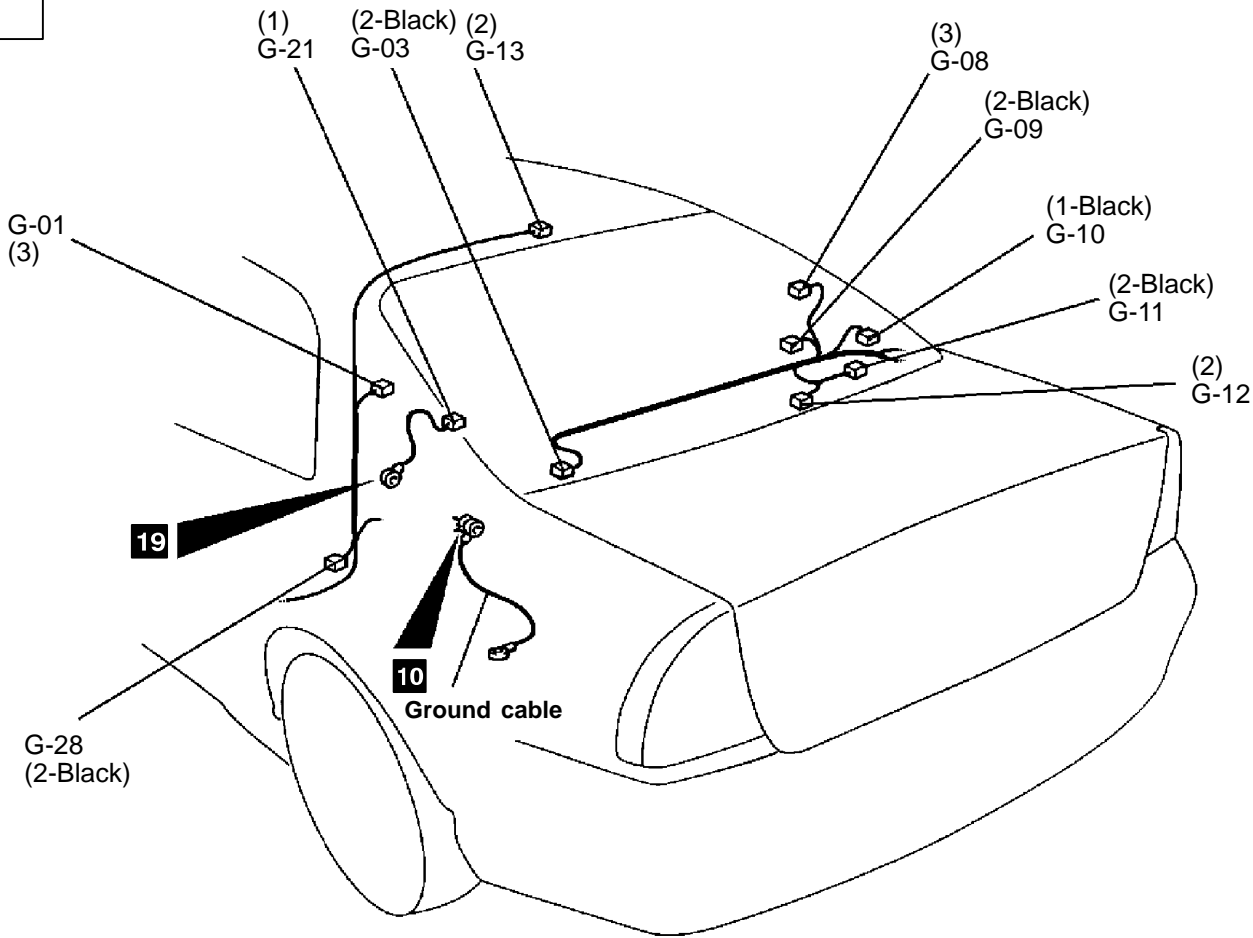
54  
Index

54B  
Index

TRUNK ROOM

Connector  
symbol

G



37TL194A

- |      |                         |      |                                   |
|------|-------------------------|------|-----------------------------------|
| G-01 | Rear personal lamp (LH) | G-11 | Rear speaker (RH)                 |
| G-03 | Rear speaker (LH)       | G-12 | Trunk room lamp                   |
| G-08 | Rear personal lamp (RH) | G-13 | High mount stop lamp (Rear Shelf) |
| G-09 | Rear door switch (RH)   | G-21 | Defogger earth cable              |
| G-10 | Defogger                | G-28 | Rear door switch (LH)             |

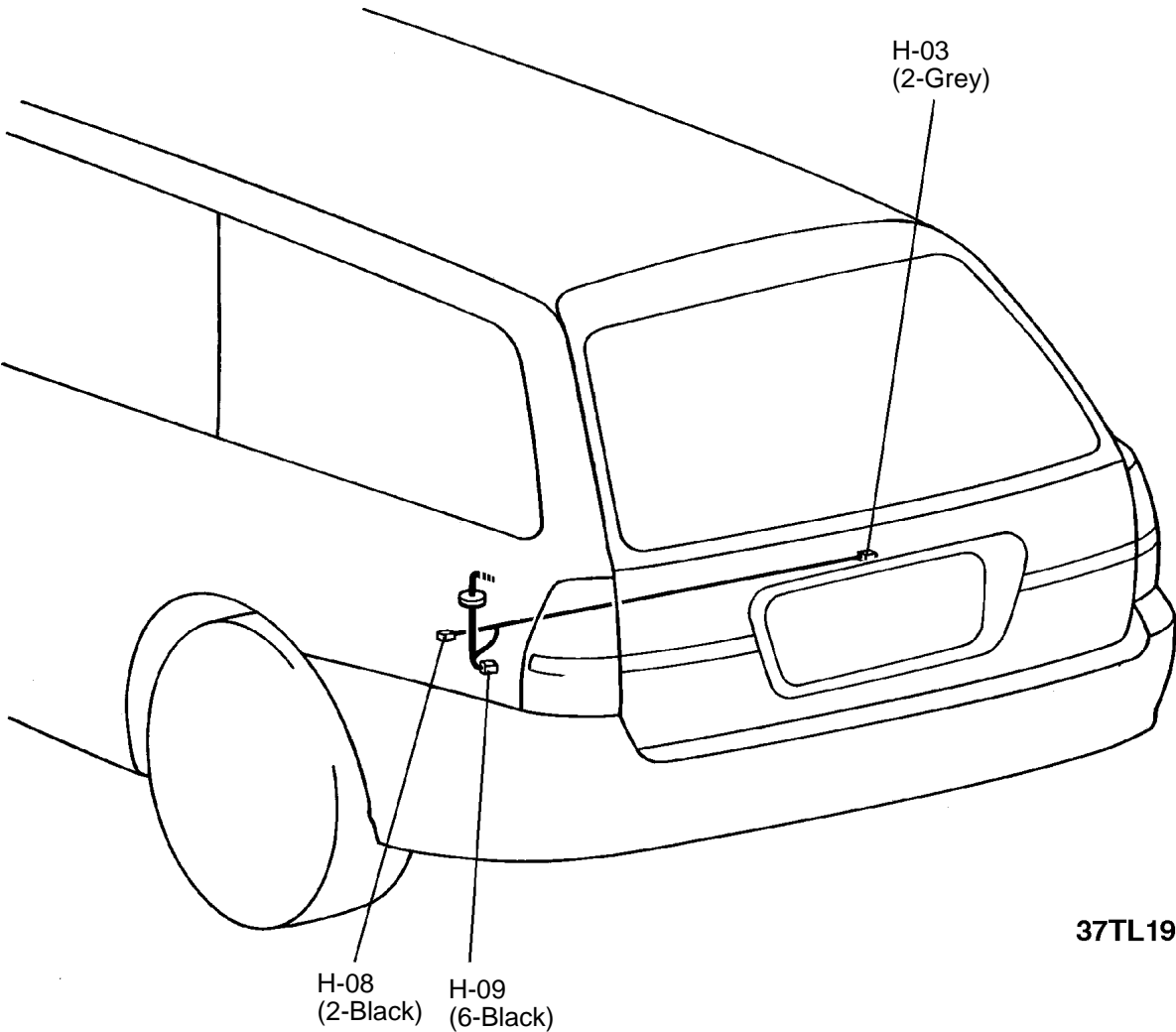
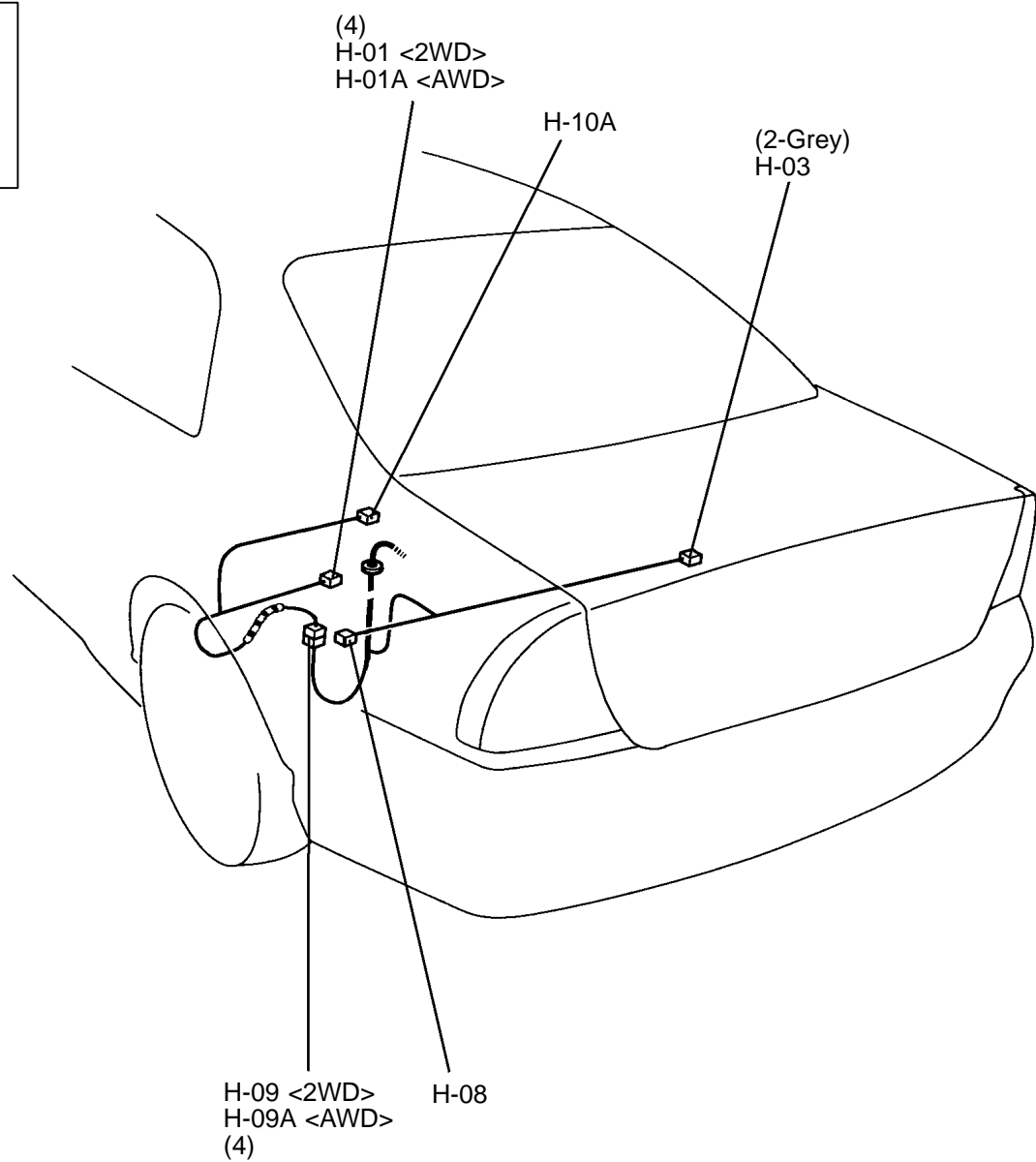
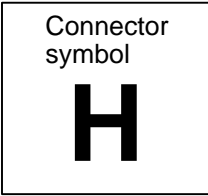
- |      |   |      |  |
|------|---|------|--|
| G-30 | Connection of floor (RH) and rear lid harnesses   | G-38 | License plate lamp (LH)                      |
| G-31 | Connection of floor (RH) and trunk room harnesses | G-40 | Rear lid lamp (LH)                           |
| G-33 | Rear lid lamp (RH)                                | G-41 | Rear combination lamp (LH)                   |
| G-34 | Rear combination lamp (RH)                        | G-42 | Trunk lid and fuel tank door opener relay    |
| G-36 | License plate lamp (RH)                           | G-43 | Trunk lid and fuel tank door opener actuator |
| G-37 | Trunk room lamp switch                            | G-44 | Motor antenna                                |
|      |   | G-51 | High mounted stop lamp (Rear spoiler)        |

Main  
Index

54  
Index

54B  
Index

REAR FLOOR LOWER SECTION



37TL195A

- H-01 Fuel gauge and pump unit <2WD>
- H-01A Fuel gauge and pump unit <AWD>
- H-03 Rear speed sensor (RH) <ABS>
- H-08 Rear speed sensor (LH) <ABS>
- H-09 Connection of floor (LH) and fuel harness <2WD>
- H-09A Connection of floor (LH) and fuel harness <AWD>
- H-10A Fuel gauge sender sub unit <AWD>

Main  
Index

54  
Index

54B  
Index

Main  
Index

54  
Index

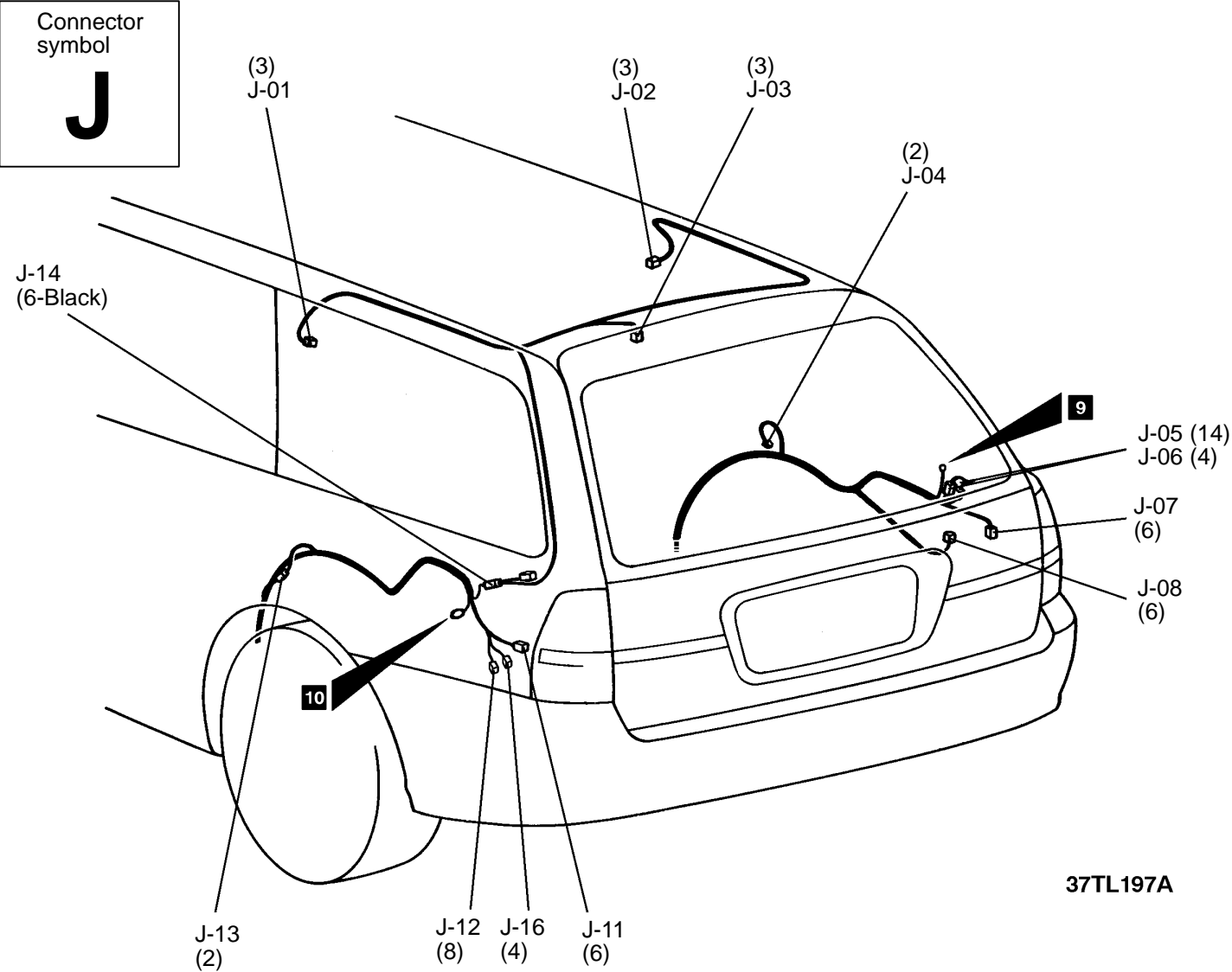
54B  
Index

CARGO AREA <WAGON>

Main  
Index

54  
Index

54B  
Index



- |      |   |      |  |
|------|---|------|--|
| J-01 | Rear personal lamp (LH)   | J-07 | Rear combination lamp (RH)                                   |
| J-02 | Rear personal lamp (RH)   | J-08 | Rear wiper relay   |
| J-03 | Cargo compartment lamp  | J-11 | Rear combination lamp (LH)                                   |
| J-04 | Rear door switch (RH)   | J-12 | Motor antenna  |
| J-05 | Floor wiring harness and tailgate wiring harness "A" connection | J-13 | Rear door switch (LH)  |
| J-06 | Floor wiring harness and tailgate wiring harness "A" connection | J-14 | Floor wiring harness and rear roof wiring harness connection |
|      |   | J-16 | Diode (antenna)  |

Main  
Index

54  
Index

54B  
Index

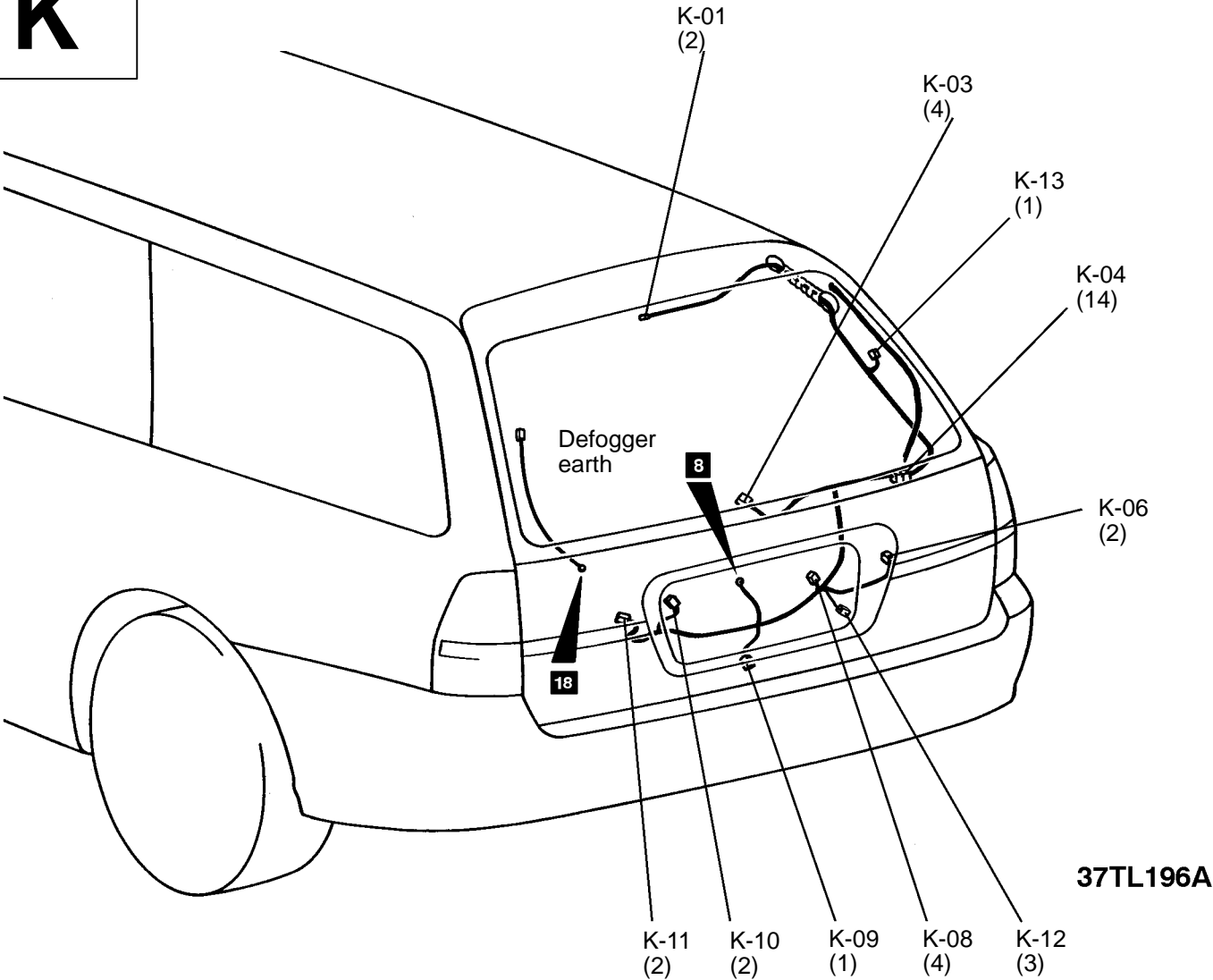
Main  
Index

54  
Index

54B  
Index

Connector  
symbol

K



- K-01 High mount stop lamp
- K-03 Rear wiper motor
- K-04 Tailgate wiring harness “A” and tailgate wiring har-  
ness “B” connection
- K-06 Rear speaker (RH)
- K-08 Tailgate lock actuator

- K-09 Tailgate latch switch
- K-10 Licence plate lamp
- K-11 Rear speaker (LH)
- K-12 Tailgate key switch
- K-14 Defogger earth