
WIRING HARNESS CONFIGURATION DIAGRAMS

CONTENTS

ENGINE

6G72-MPI <L.H. drive vehicles>	2
6G72-MPI <R.H. drive vehicles>	6

DASH PANEL

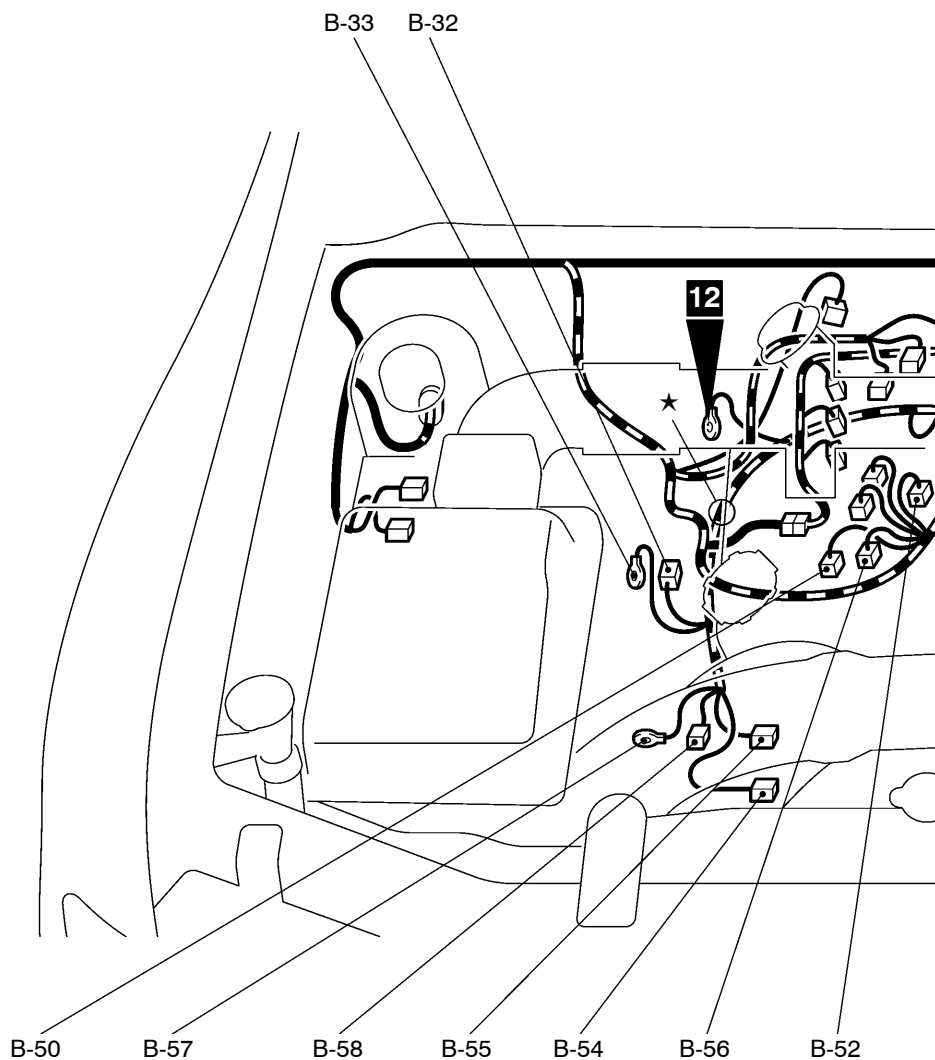
L.H. drive vehicles	10
R.H. drive vehicles	14

DOOR

Short wheelbase models	18
Long wheelbase models	20

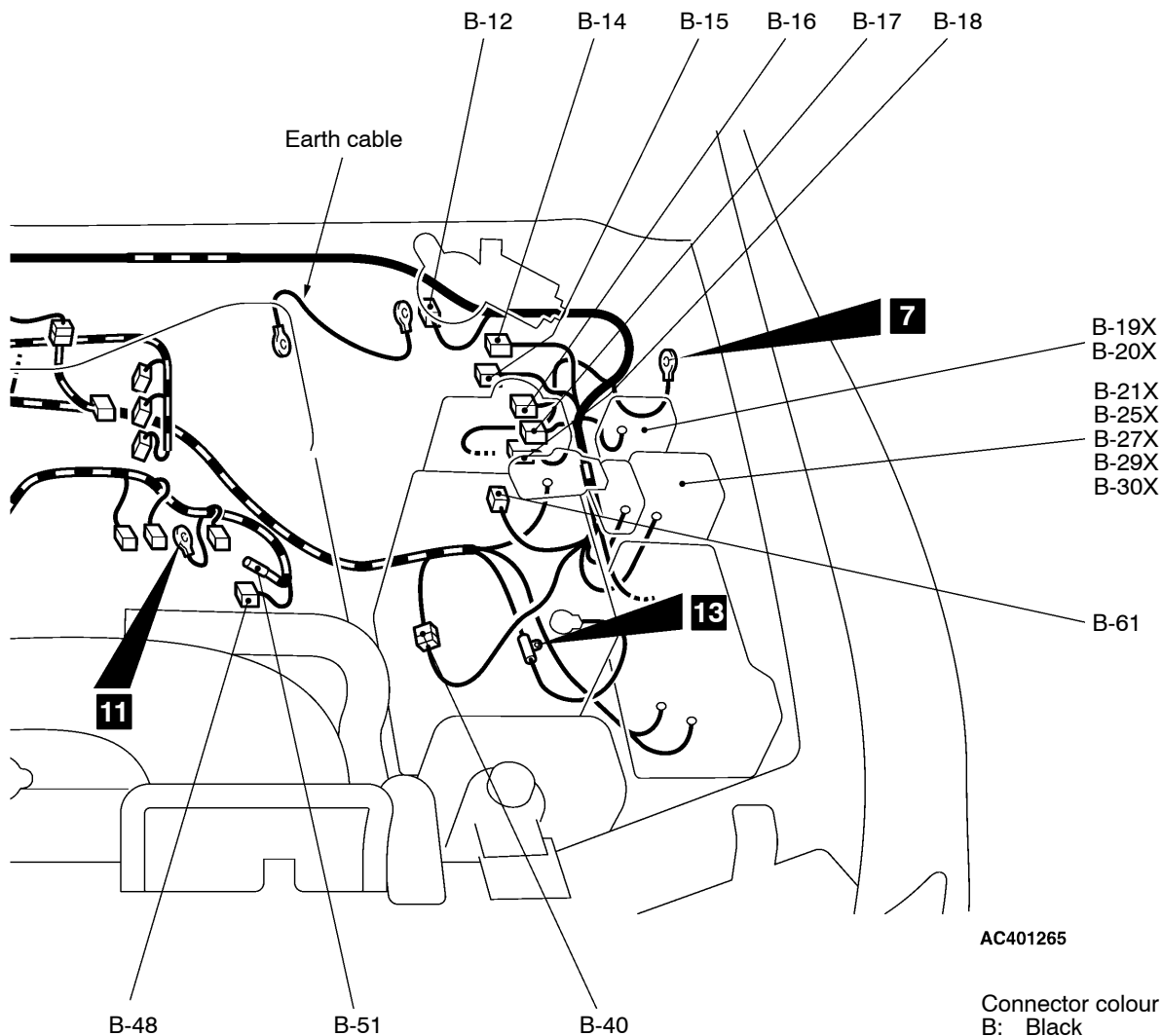
ENGINE

6G72-MPI <L.H. drive vehicles>

Connector
symbol**B** -12
thru
-61

B-12 (5-B)	Windshield wiper motor
B-14 (2-GR)	Brake fluid level switch <Vehicles without HBB>
B-15 (2-GR)	Brake fluid level switch <Vehicles with HBB>
B-16 (12-B)	HBB
B-17 (8-GR)	HBB
B-18 (5-B)	HBB
B-19X (5)	Motor relay 2 <HBB>

B-20X (5)	Motor relay 1 <HBB>
B-21X (5)	Valve relay <HBB>
B-25X (4)	Engine control relay
B-27X (4)	Fuel pump relay
B-29X (4)	Throttle control servo relay
B-30X (3)	Engine speed detection connector
B-32 (1-B)	Starter
B-33 (1)	Starter



Connector colour code
 B: Black
 Y: Yellow
 L: Blue
 G: Green
 R: Red
 BR: Brown
 V: Violet
 O: Orange
 GR: Gray
 None: Milk white

B-40 (8-B) Control wiring harness and battery wiring harness combination
 B-48 (3-B) A/C compressor
 B-50 (1-B) Engine coolant temperature gauge unit
 B-51 (1-B) Power steering fluid pressure switch
 B-52 (3-B) Crank angle sensor

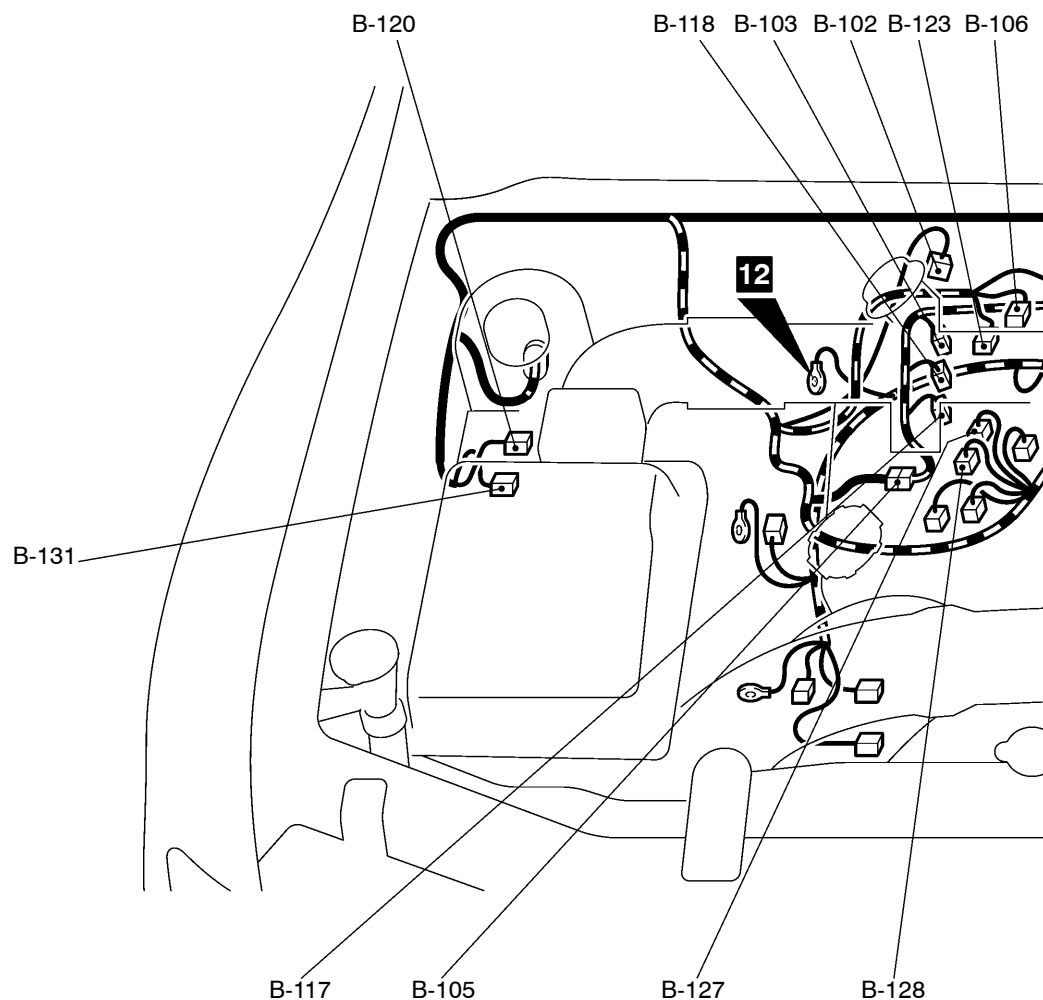
B-54 (2-GR) Free-wheeling engage switch
 B-55 (1-B) Oil pressure switch
 B-56 (2-B) Engine coolant temperature sensor
 B-57 (1) Alternator
 B-58 (4-GR) Alternator
 B-61 (3-GR) Pressure sensor <M-ATC>

6G72-MPI <L.H. drive vehicles>

Connector
symbol

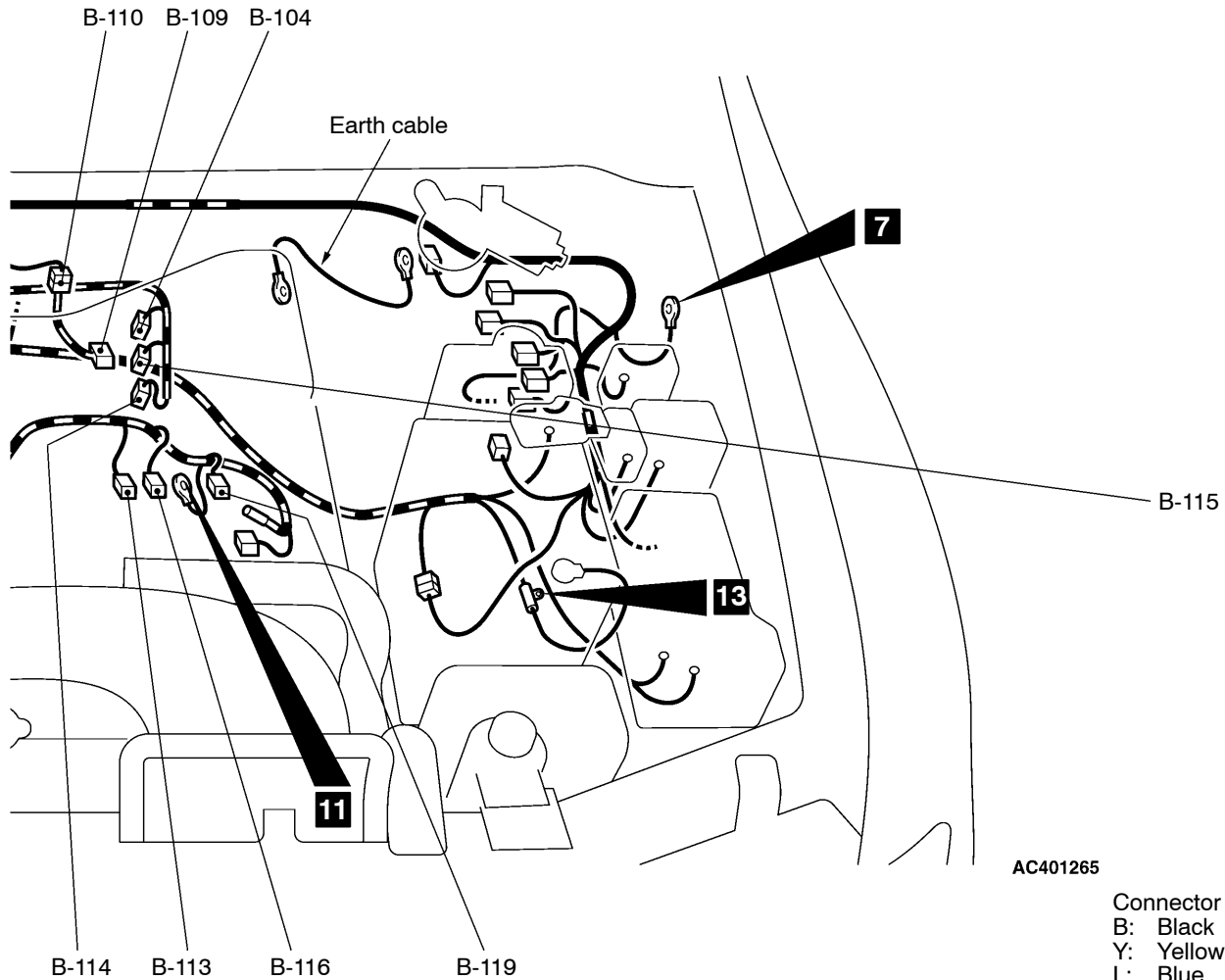
B

-102
thru
-131



B-102 (6-B) Throttle position sensor
 B-103 (2-GR) Injector 5
 B-104 (2-GR) Injector 6
 B-105 (8-B) Control wiring harness and injector wiring harness combination
 B-106 (2-B) Purge control solenoid valve <Vehicles with catalytic converter>
 B-109 (3-B) Camshaft position sensor

B-110 (3-GR) Control wiring harness and fuel pressure wiring harness combination
 B-113 (2-B) Ignition coil 2
 B-114 (2-GR) Injector 2
 B-115 (2-GR) Injector 4
 B-116 (2-B) Ignition coil 1
 B-117 (2-GR) Injector 1
 B-118 (2-GR) Injector 3



AC401265

Connector color code
 B: Black
 Y: Yellow
 L: Blue
 G: Green
 R: Red
 BR: Brown
 V: Violet
 O: Orange
 GR: Gray
 None: Milk white

B-119 (2-B) Ignition coil 3
 B-120 (7-B) Air flow sensor
 B-123 (2-BR) EGR solenoid valve

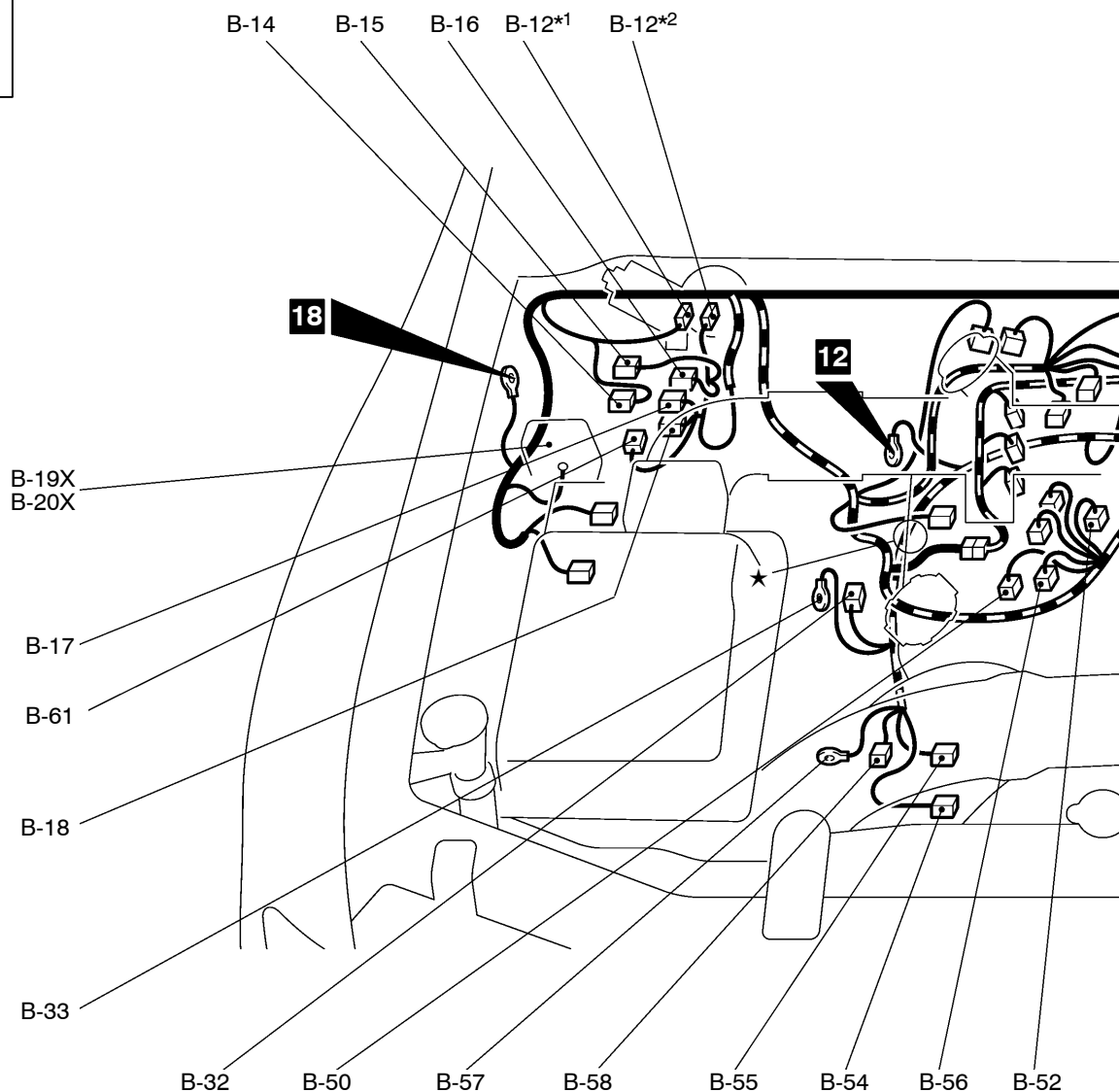
B-127 (6-B) Power transistor
 B-128 (3-B) Power transistor
 B-131 (3-B) Variable resistor

6G72-MPI <R.H. drive vehicles>

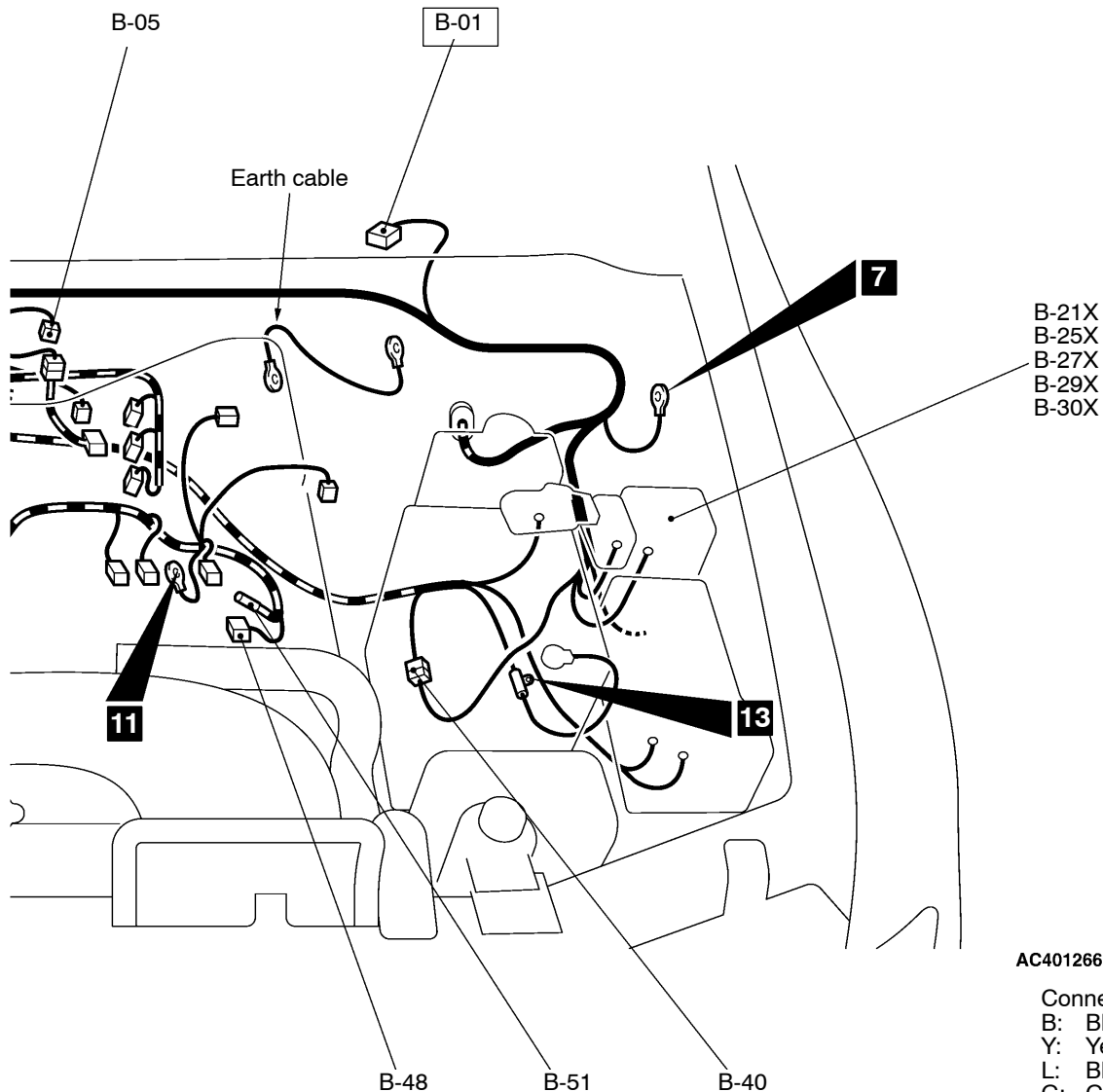
Connector
symbol

B

-01
thru
-61



B-01 (2-B)	No connection <Vehicles for Hong Kong>	B-18 (5-B)	HBB
B-05 (2-GR)	Detection sensor <Vehicles for Hong Kong>	B-19X (5)	Motor relay 2 <HBB>
B-12 (5-B)	Windshield wiper motor	B-20X (5)	Motor relay 1 <HBB>
B-14 (2-GR)	Brake fluid level switch <Vehicles without HBB>	B-21X (5)	Valve relay <HBB>
B-15 (2-GR)	Brake fluid level switch <Vehicles with HBB>	B-25X (4)	Engine control relay
B-16 (12-B)	HBB	B-27X (4)	Fuel pump relay
B-17 (8-GR)	HBB	B-29X (4)	Throttle control servo relay
		B-30X (3)	Engine speed detection connector
		B-32 (1-B)	Starter
		B-33 (1)	Starter



AC401266

Connector colour code

B: Black
Y: Yellow
L: Blue
G: Green
R: Red
BR: Brown
V: Violet
O: Orange
GR: Gray
None: Milk white

B-40 (8-B) Control wiring harness and battery wiring harness combination
B-48 (3-B) A/C compressor
B-50 (1-B) Engine coolant temperature gauge unit
B-51 (1-B) Power steering fluid pressure switch
B-52 (3-B) Crank angle sensor
B-54 (2-GR) Free-wheeling engage switch
B-55 (1-B) Oil pressure switch

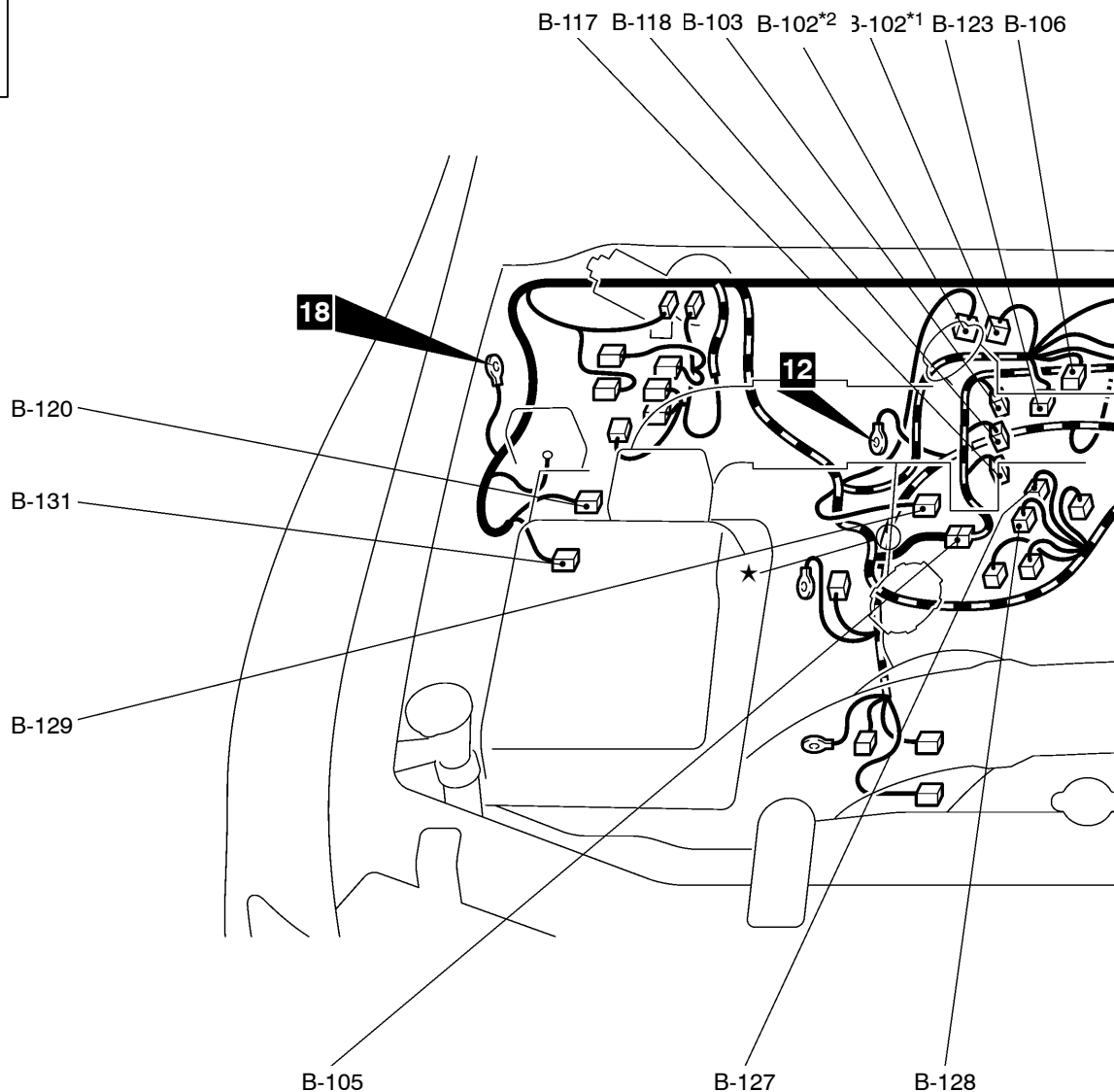
B-56 (2-B) Engine coolant temperature sensor
B-57 (1) Alternator
B-58 (2-B) Alternator
B-61 (3-GR) Pressure sensor <M-ATC>
*1: Without HBB
*2: With HBB

6G72-MPI <R.H. drive vehicles>

Connector
symbol

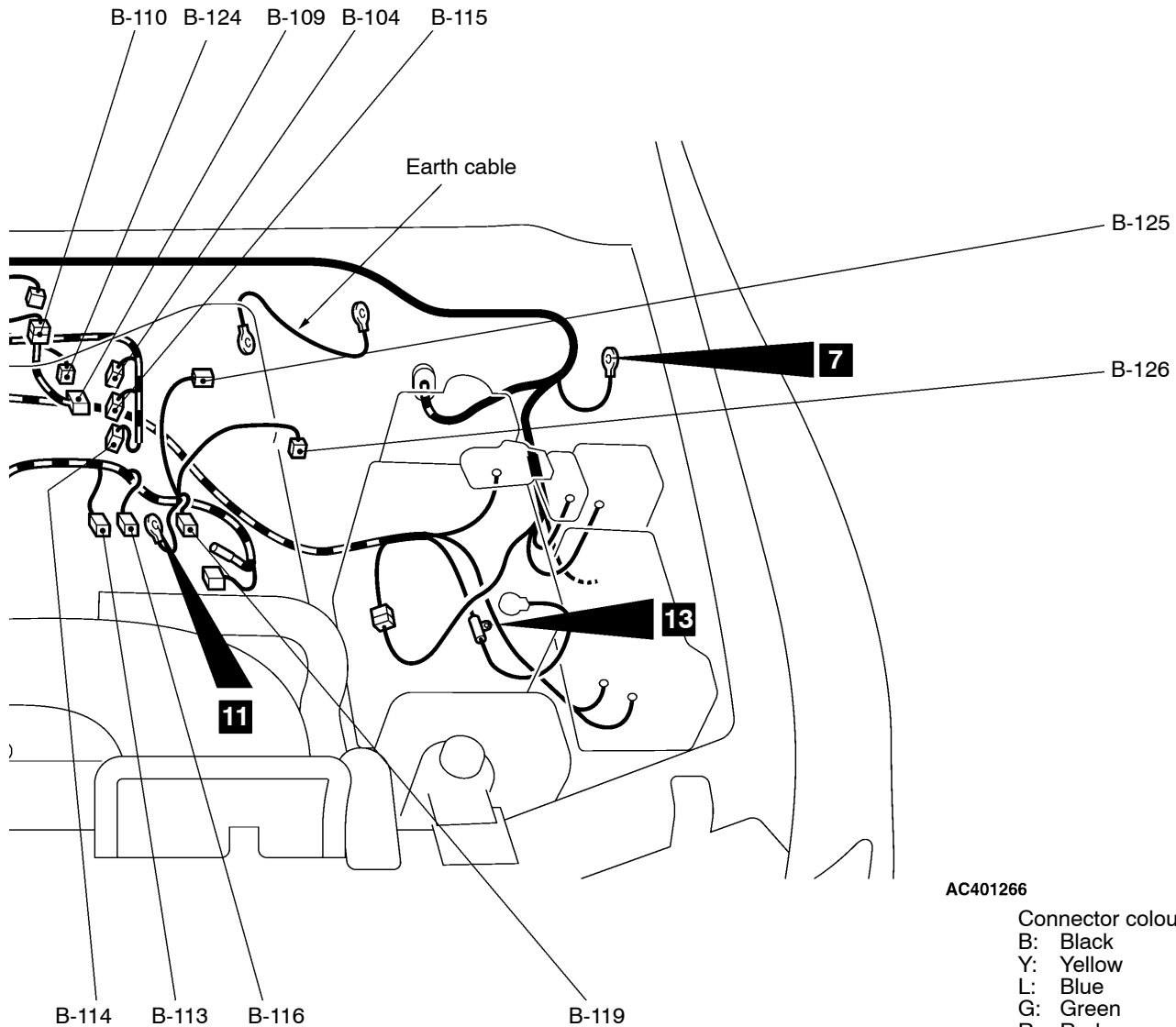
B

-102
thru
-131



B-102 (4-B)	Throttle position sensor <Vehicles for Hong Kong>
(6-B)	Throttle position sensor <Except vehicles for Hong Kong>
B-103 (2-GR)	Injector 5
B-104 (2-GR)	Injector 6
B-105 (8-B)	Control wiring harness and injector wiring harness combination
B-106 (2-B)	Purge control solenoid valve <Vehicles with catalytic converter>
B-109 (3-B)	Camshaft position sensor

B-110 (3-GR)	Control wiring harness and fuel pressure wiring harness combination
B-113 (2-B)	Ignition coil 2
B-114 (2-GR)	Injector 2
B-115 (2-GR)	Injector 4
B-116 (2-B)	Ignition coil 1
B-117 (2-GR)	Injector 1
B-118 (2-GR)	Injector 5
B-119 (2-B)	Ignition coil 3



AC401266

Connector colour code

B: Black
Y: Yellow
L: Blue
G: Green
R: Red
BR: Brown
V: Violet
O: Orange
GR: Gray
None: Milk white

B-120 (7-B) Air flow sensor
B-123 (2-BR) EGR solenoid valve
B-124 (4-B) Right bank oxygen sensor
<Vehicles for Hong Kong>
B-125 (3-B) Manifold differential pressure sensor
<Vehicles for Hong Kong>
B-126 (4-GR) Left bank oxygen sensor
<Vehicles for Hong Kong>

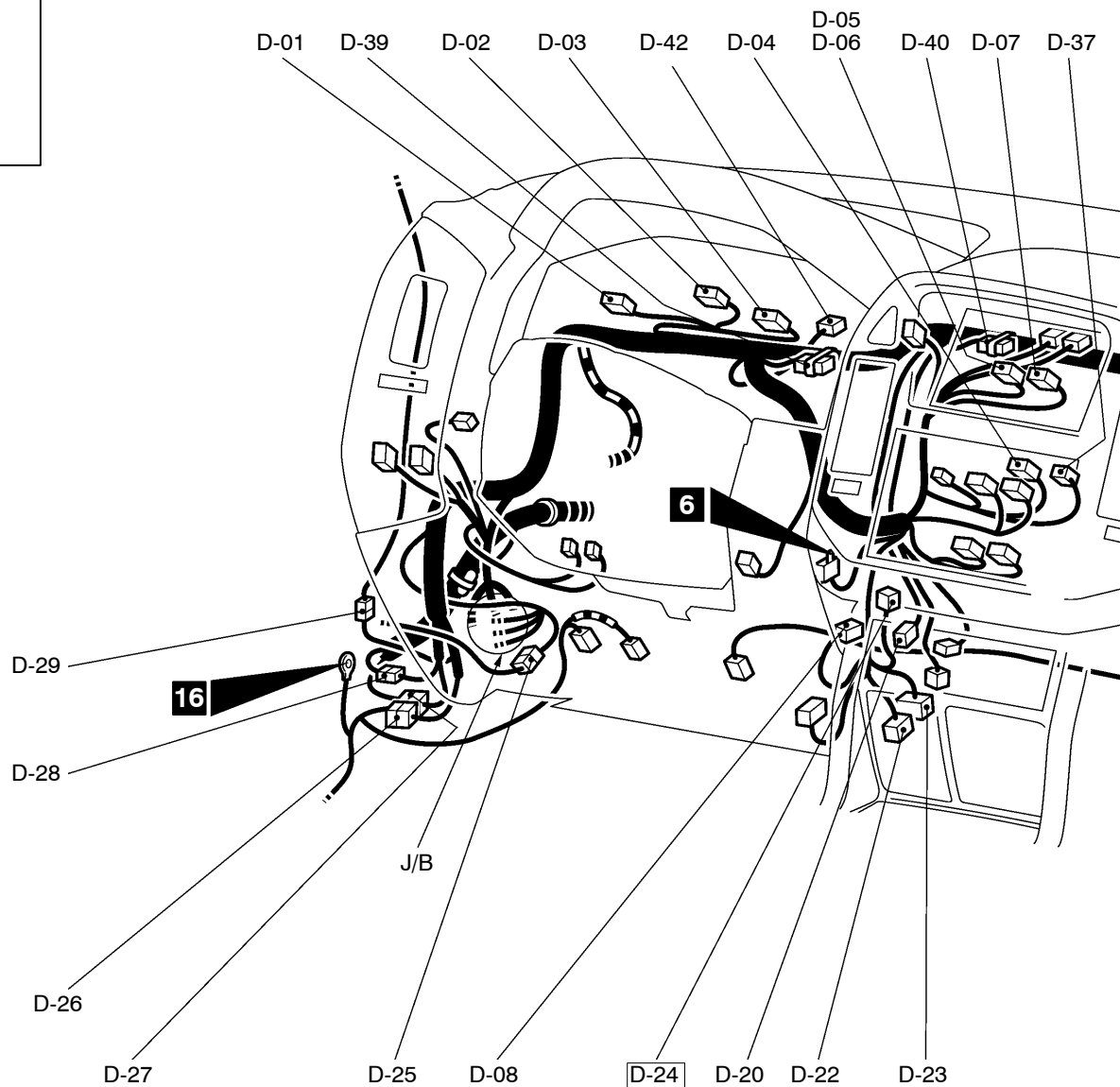
B-127 (6-B) Power transistor
B-128 (3-B) Power transistor
B-129 (6-B) Idle speed control servo
B-131 (3-B) Variable resistor
*1: Without HBB
*2: With HBB

DASH PANEL

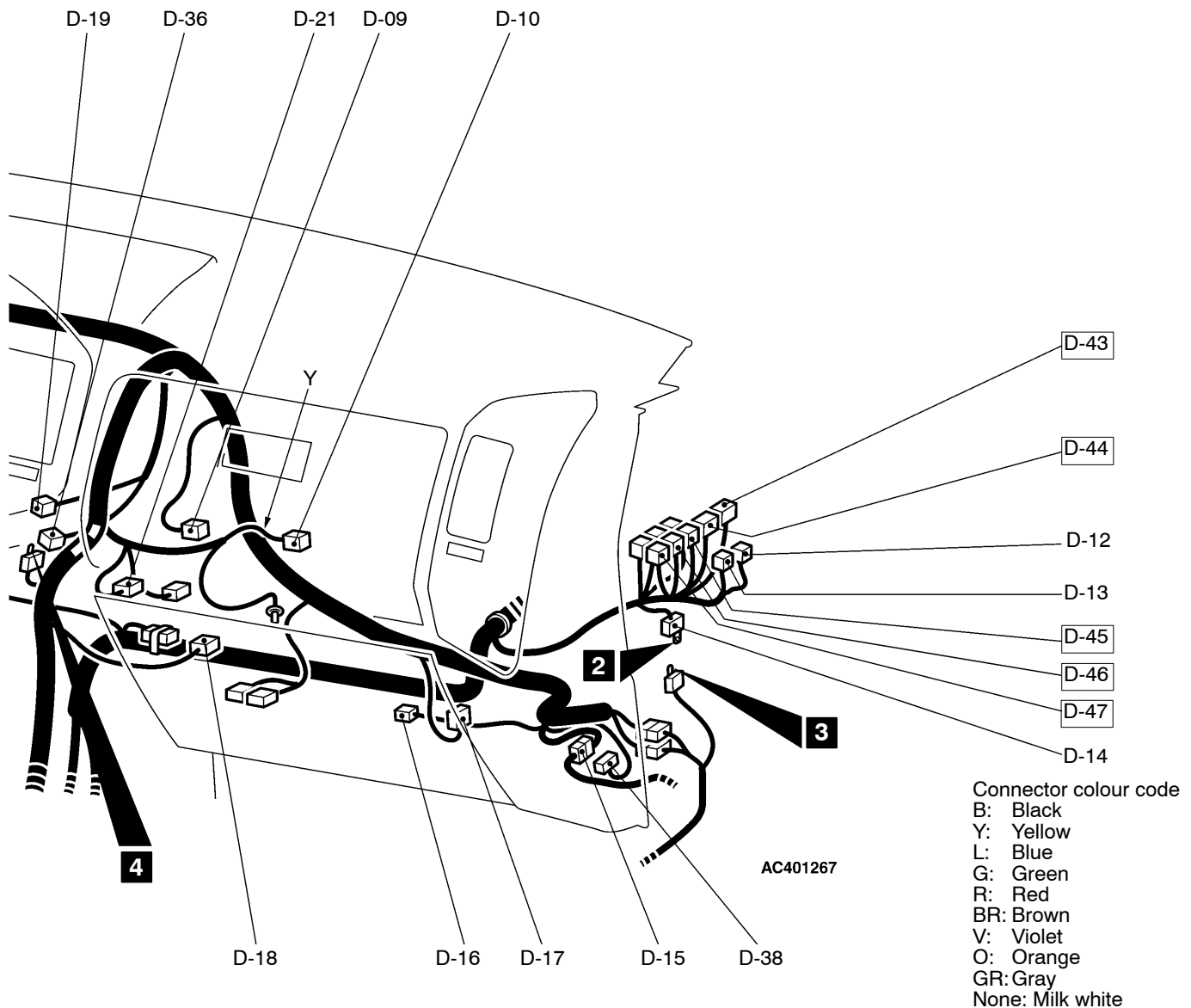
L.H. drive vehicles

Connector
symbol

D -01
thru
-47



D-01 (17-GR)	Combination meter	D-15 (32)	Instrument panel wiring harness and front door wiring harness (Passenger's side) combination
D-02 (17-GR)	Combination meter	D-16 (14)	Motor antenna-ECU
D-03 (25-GR)	Combination meter	D-17 (2)	Blower motor
D-04 (14)	Radio	D-18 (1)	Glove box lamp switch
D-05 (4)	Clock	D-19 (2)	Heater water temperature sensor <Automatic A/C>
D-06 (20-B)	RV meter	D-20 (5)	Automatic compressor-ECU <Manual A/C (Except for Taiwan)>
D-07 (16-B)	RV meter	D-21 (10)	Automatic compressor-ECU <Manual A/C (MPI except for Taiwan)>
D-08 (2)	PTC heater 1 <4M41>	D-22 (13)	Diagnosis connector
D-09 (3)	Outside/inside air selection damper control motor	D-23 (16-B)	Diagnosis connector
D-10 (2-R)	Air bag module (squib) (Passenger's side)	<u>D-24</u> (7-GR)	Mode selection damper control motor and potentiometer <Automatic A/C>
D-12 (4)	A/T control relay		
D-13 (6)	Engine oil level relay <4M41 (Vehicles for Argentina)>		
D-14 (10)	Earth J/C		



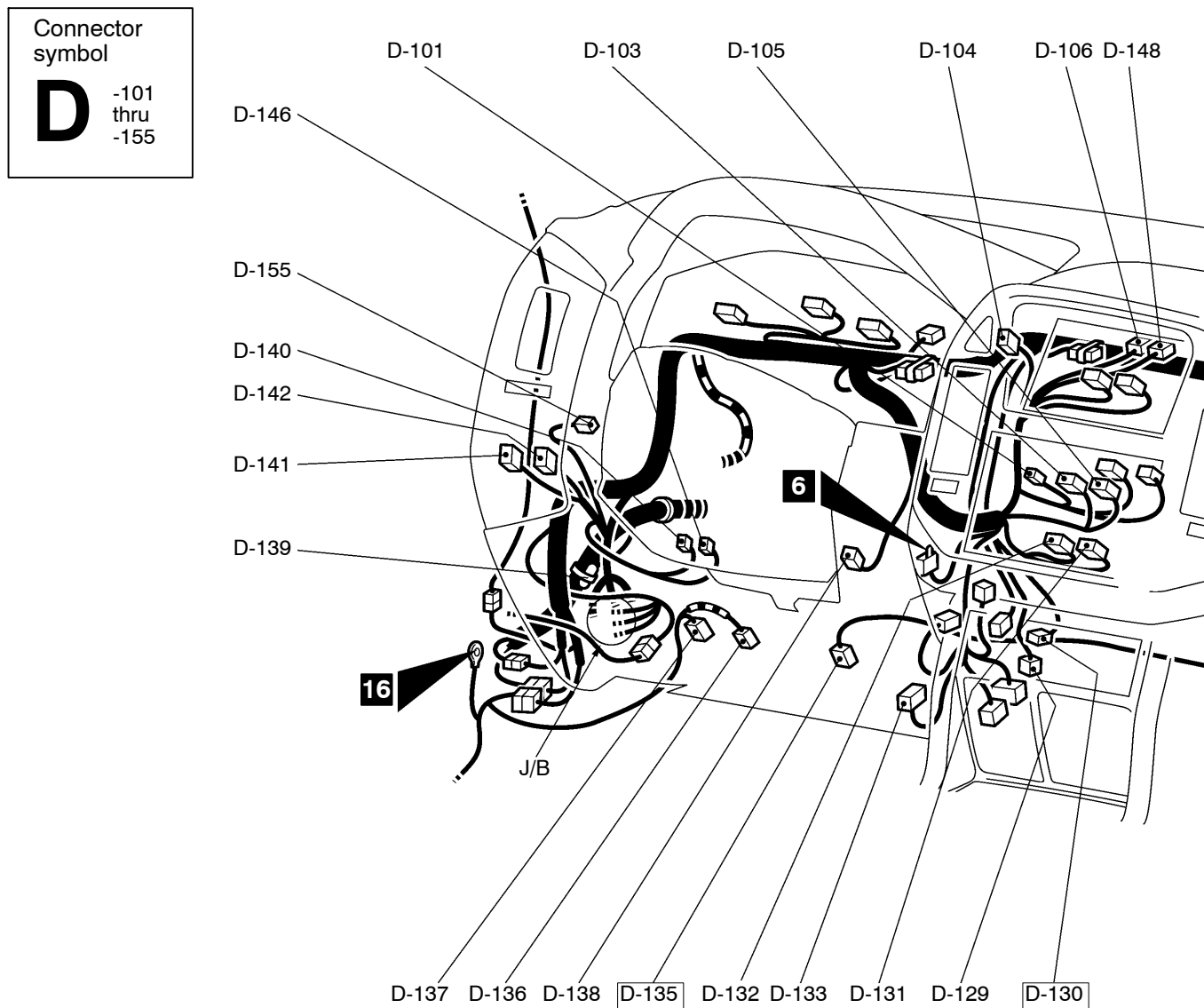
D-25 (32)	Instrument panel wiring harness and front door wiring harness (Driver's side) combination
D-26 (43)	Instrument panel wiring harness and floor wiring harness (LH) combination
D-27 (38)	Instrument panel wiring harness and front wiring harness combination
D-28 (10)	Instrument panel wiring harness and front wiring harness combination
D-29 (13)	Instrument panel wiring harness and roof wiring harness combination
D-36 (2)	PTC heater 2 <4M41>
D-37 (1)	Radio
D-38 (6)	Mirror control unit
D-39 (2)	Resister
D-40 (12)	J/C (9)

D-42 (8-B)	Speed alarm-ECU <Vehicles for GCC>
<u>D-43</u> (27-GR)	Engine-ECU <M/T (6G72, 6G75)> or Engine-A/T-ECU <A/T (6G72 or 6G75)>
<u>D-44</u> (28-GR)	Engine-ECU <M/T (6G72, 6G75)> or Engine-A/T-ECU <A/T (6G72 or 6G75)>
<u>D-45</u> (29-GR)	Engine-ECU <M/T (6G72, 6G75)> or Engine-A/T-ECU <A/T (6G72 or 6G75)>
<u>D-46</u> (30-GR)	Engine-ECU <M/T (6G72, 6G75)> or Engine-A/T-ECU <A/T (6G72 or 6G75)>
<u>D-47</u> (26-GR)	Engine-ECU <M/T (6G72, 6G75)> or Engine-A/T-ECU <A/T (6G72 or 6G75)>

NOTE

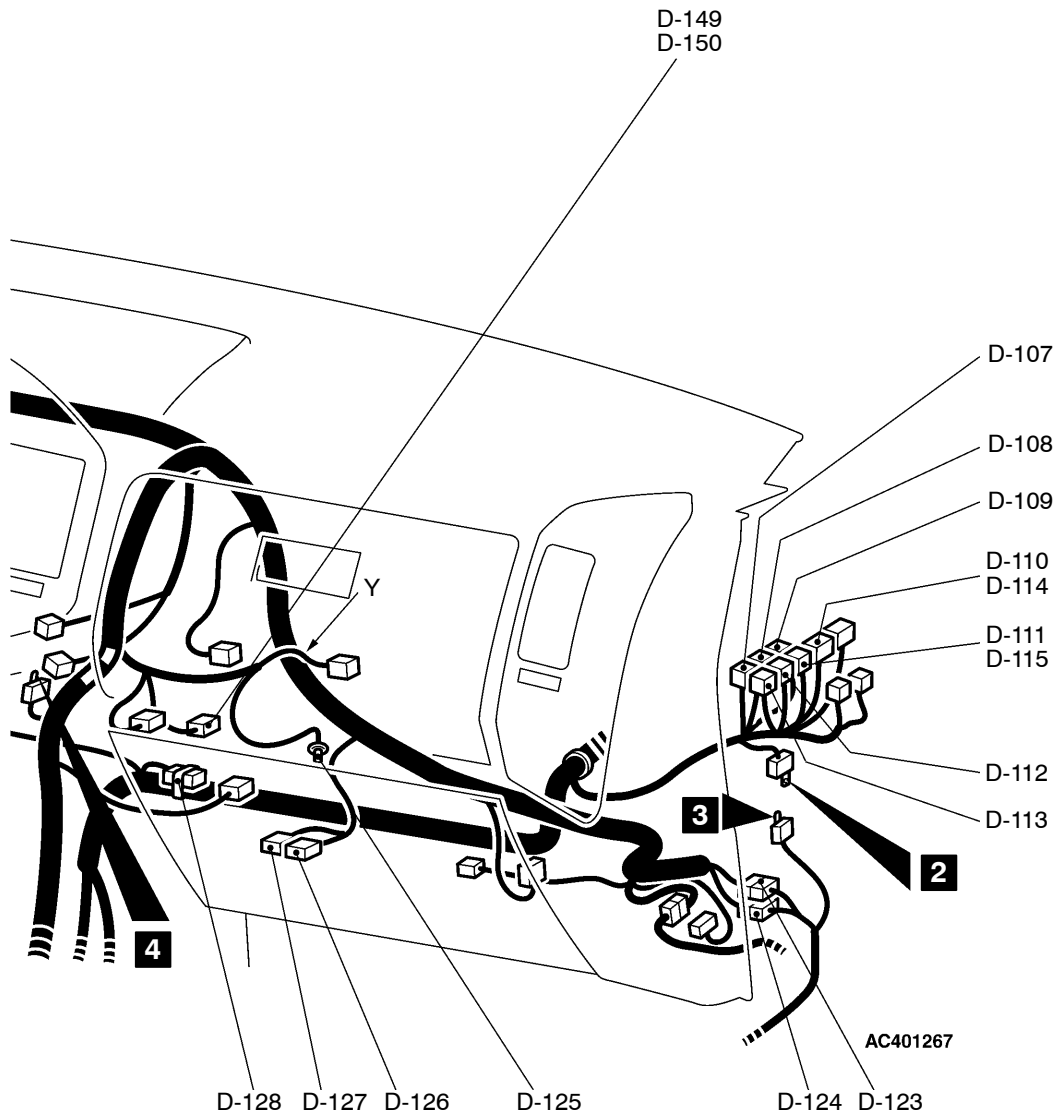
Connector numbers enclosed by box mean connectors which have been changed.

L.H. drive vehicles



D-101 (2)	Heater control panel illumination lamp
D-103 (6)	Blower switch <Heater or manual A/C>
D-104 (4)	Hazard warning switch
D-105 (12)	A/C switch
D-106 (2)	Photo sensor <Automatic A/C>
D-107 (26-Y)	A/T-ECU <Diesel>
D-108 (16-Y)	A/T-ECU <Diesel>
D-109 (22-Y)	A/T-ECU <Diesel>
D-110 (26)	Engine-ECU <4M41>
D-111 (16)	Engine-ECU <4M41>
D-112 (12)	Engine-ECU <4M41>
D-113 (22)	Engine-ECU <4M41>
D-114 (26)	Glow-ECU <4M40 (With EGR)>
D-115 (13)	Glow-ECU <4M40 (Without EGR)>

D-123 (38)	Instrument panel wiring harness and floor wiring harness (RH) combination
D-124 (43)	Instrument panel wiring harness and floor wiring harness (RH) combination
D-125 (2)	Glove box lamp
D-126 (4)	Blower linear controller <Automatic A/C>
D-127 (4)	Blower resistor <Heater or manual A/C>
D-128 (33)	J/C (4)
D-129 (2)	Air thermo sensor <Automatic A/C>
D-130 (7-GR)	Air mixing damper control motor and potentiometer <Automatic A/C>
D-131 (20-B)	A/C-ECU
D-132 (16-B)	A/C-ECU



Connector colour code
 B: Black
 Y: Yellow
 L: Blue
 G: Green
 R: Red
 BR: Brown
 V: Violet
 O: Orange
 GR: Gray
 None: Milk white

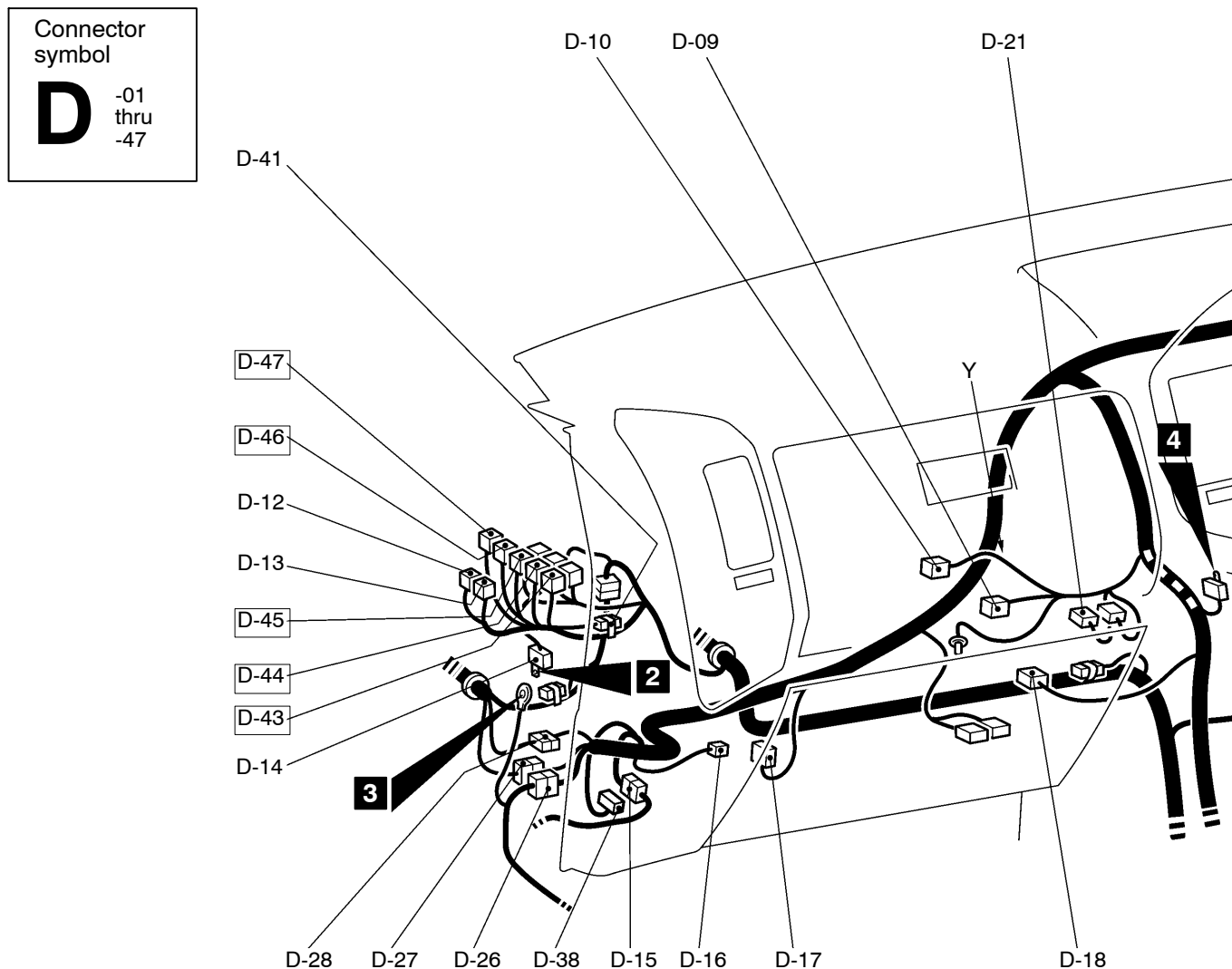
D-133 (12) Immobilizer-ECU <Vehicles for GCC, Taiwan and Argentina>
 D-135 (8-GR) Accelerator pedal position sensor
 D-136 (4) Stop lamp switch
 D-137 (2) Clutch switch <Auto-cruise (M/T)>
 D-138 (6) Heater switch (Warm up switch) <4M41>
 D-139 (2-B) Diode (for super select 4WD II circuit)
 D-140 (6-GR) Headlamp levelling switch
 D-141 (6) Fog lamp switch
 D-142 (11) Remote controlled mirror switch
 D-146 (6-L) Rheostat
 D-148 (2-B) Theft-alarm indicator lamp <Vehicles for Taiwan>

D-149 (7) Automatic compressor-ECU <Manual A/C (4M40-A/T)> or jumper connector <Manual A/C (4M40-M/T)>
 D-150 (7) A/C-ECU <Automatic A/C (4M40-A/T)> or jumper connector <Automatic A/C (4M40-M/T)>
 D-155 (12-B) Side step lamp-ECU

NOTE

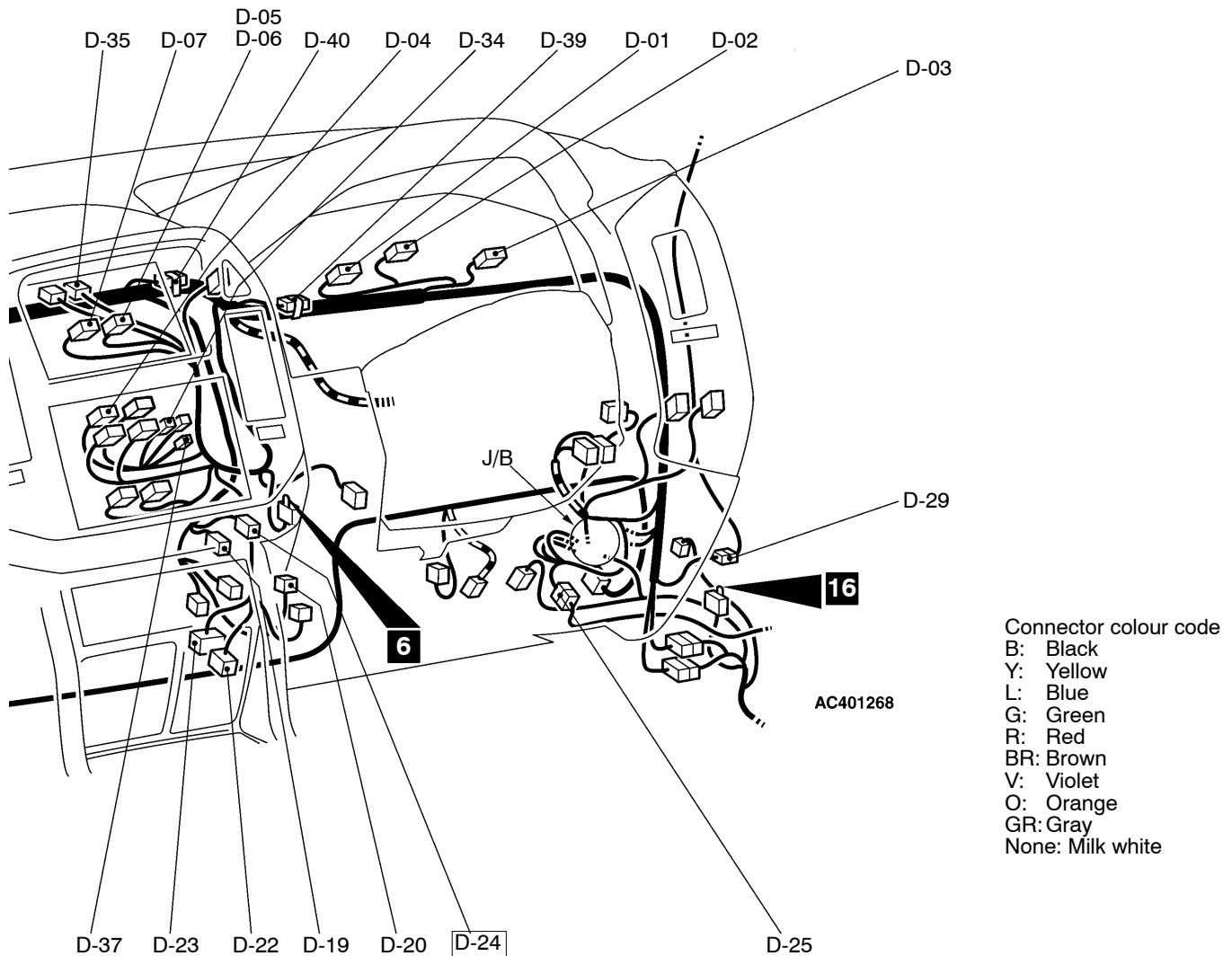
Connector numbers enclosed by a box mean connectors which have been changed.

R.H. drive vehicles



D-01 (17-GR)	Combination meter
D-02 (17-GR)	Combination meter
D-03 (25-GR)	Combination meter
D-04 (14)	Radio
D-05 (4)	Clock
D-06 (20-B)	RV meter or center display
D-07 (16-B)	RV meter or center display
D-09 (3)	Outside/inside air selection damper control motor
D-10 (2-R)	Air bag module (squib) (Passenger's side)
D-12 (4)	A/T control relay
D-13 (6)	Engine oil level relay <4M41 (Vehicles for South Africa)>
D-14 (10)	Earth J/C
D-15 (32)	Instrument panel wiring harness and front door wiring harness (Passenger's side) combination

D-16 (14)	Motor antenna-ECU
D-17 (2)	Blower motor
D-18 (1)	Glove box lamp switch
D-19 (2)	Heater water temperature sensor <Automatic A/C>
D-20 (5)	Automatic compressor-ECU <Manual A/C>
D-21 (10)	Automatic compressor-ECU <Manual A/C (MPI)>
D-22 (13)	Diagnosis connector
D-23 (16-B)	Diagnosis connector
D-24 (7-GR)	Mode selection damper control motor and potentiometer <Automatic A/C>



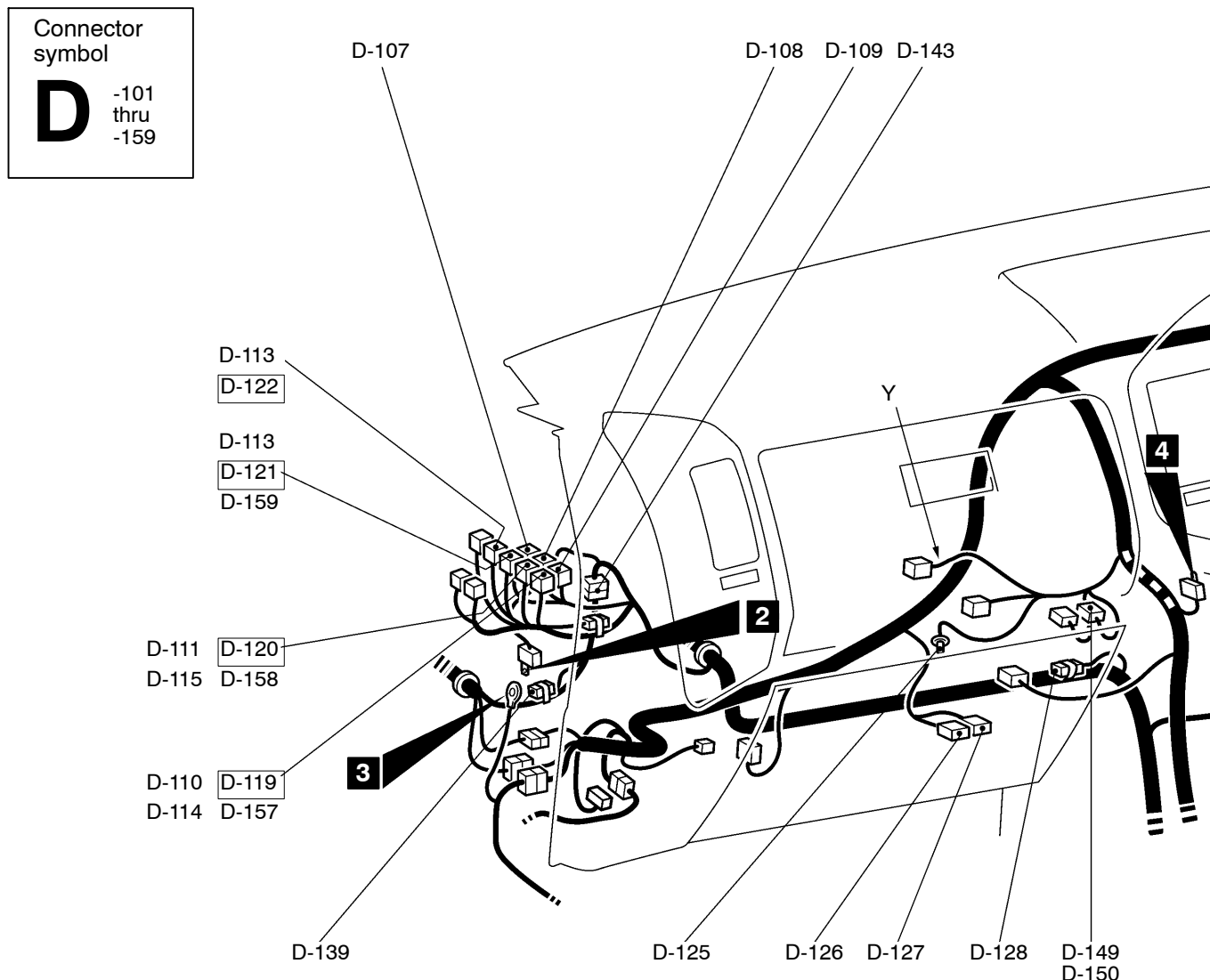
D-25 (32)	Instrument panel wiring harness and front door wiring harness (Driver's side) combination
D-26 (43)	Instrument panel wiring harness and floor wiring harness (LH) combination
D-27 (38)	Instrument panel wiring harness and front wiring harness combination
D-28 (10)	Instrument panel wiring harness and front wiring harness combination
D-29 (13)	Instrument panel wiring harness and roof wiring harness combination
D-34 (1)	Glass antenna <Vehicles for South Africa and Hong Kong>
D-35 (3)	Automatic lighting control sensor <With automatic lighting system>
D-37 (1-B)	Radio
D-38 (6)	Mirror control unit
D-39 (2)	Resistor

D-40 (12)	J/C (9)
D-41 (4)	No connection <Vehicles for Hong Kong-M/T>
D-43 (27-GR)	Engine-ECU <M/T (6G72, 6G75)> or Engine-A/T-ECU <A/T (6G72, 6G75)>
D-44 (28-GR)	Engine-ECU <M/T (6G72, 6G75)> or Engine-A/T-ECU <A/T (6G72, 6G75)>
D-45 (29-GR)	Engine-ECU <M/T (6G72, 6G75)> or Engine-A/T-ECU <A/T (6G72, 6G75)>
D-46 (30-GR)	Engine-ECU <M/T (6G72, 6G75)> or Engine-A/T-ECU <A/T (6G72, 6G75)>
D-47 (26-GR)	Engine-ECU <M/T (6G72, 6G75)> or Engine-A/T-ECU <A/T (6G72, 6G75)>

NOTE

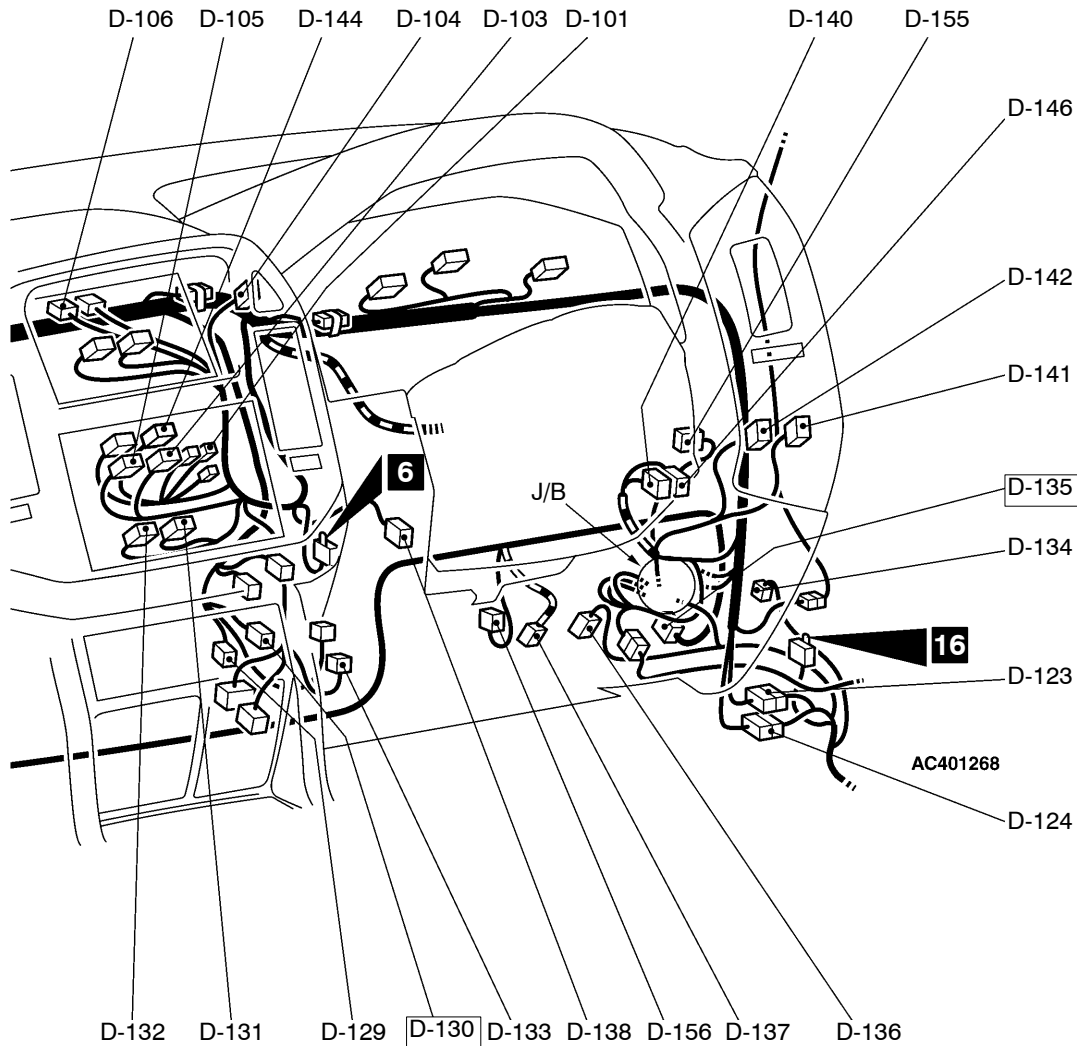
Connector numbers enclosed by a box mean connectors which have been changed.

R.H. drive vehicles



D-101 (2) Heater control panel illumination lamp
 D-103 (6) Blower switch <Heater or manual A/C>
 D-104 (4) Hazard warning switch
 D-105 (12) A/C switch
 D-106 (2) Photo sensor <Automatic A/C>
 D-107 (26-Y) A/T-ECU <Diesel>
 D-108 (16-Y) A/T-ECU <Diesel>
 D-109 (22-Y) A/T-ECU <Diesel>
 D-110 (26) Engine-ECU <4M41>
 D-111 (16) Engine-ECU <4M41>
 D-112 (12) Engine-ECU <4M41>
 D-113 (22) Engine-ECU <4M41>
 D-114 (26) Glow-ECU <4M40 (With EGR)>
 D-115 (13) Glow-ECU <4M40 (Without EGR)>
D-119 (35-GR) Engine-A/T-ECU <A/T (Vehicles for Hong Kong)>
D-120 (26-GR) Engine-A/T-ECU <A/T (Vehicles for Hong Kong)>

D-121 (28-GR) Engine-A/T-ECU <A/T (Vehicles for Hong Kong)>
D-122 (30-GR) Engine-A/T-ECU <A/T (Vehicles for Hong Kong)>
 D-123 (38) Instrument panel wiring harness and floor wiring harness (RH) combination
 D-124 (43) Instrument panel wiring harness and floor wiring harness (RH) combination
 D-125 (2) Glove box lamp
 D-126 (4) Blower linear controller <Automatic A/C>
 D-127 (4) Blower resistor <Heater or manual A/C>
 D-128 (33) J/C (4)
 D-129 (2) Air thermo sensor <Automatic A/C>
D-130 (7-GR) Air mixing damper control motor and potentiometer <Automatic A/C>
 D-131 (20-B) A/C-ECU
 D-132 (16-B) A/C-ECU
 D-133 (12) Immobilizer-ECU



Connector colour code
 B: Black
 Y: Yellow
 L: Blue
 G: Green
 R: Red
 BR: Brown
 V: Violet
 O: Orange
 GR: Gray
 None: Milk white

D-134 (2-B) No connection
D-135 (8-GR) Accelerator pedal position sensor <6G72>
 D-136 (4) Stop lamp switch
 D-137 (2) Clutch switch <Auto-cruise (M/T)>
 D-138 (6) Heater switch (Warm up switch) <4M41>
 D-139 (2-B) Diode (for super select 4WD II circuit)
 D-140 (6-GR) Headlamp levelling switch
 D-141 (6) Fog lamp switch
 D-142 (11) Remote controlled mirror switch
 D-143 (13) Front wiring harness and control wiring harness combination
 D-144 (16) Radio <With center display>
 D-146 (6-L) Rheostat
 D-149 (7) Automatic compressor-ECU <Manual A/C (4M40-A/T)> or jumper connector <Manual A/C (4M40-M/T)>

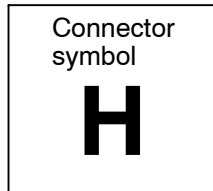
D-150 (7) A/C-ECU <Automatic A/C (4M40-A/T)> or jumper connector <Automatic A/C (4M40-M/T)>
 D-155 (12-B) Side step lamp-ECU
 D-156 (2) No connection <Vehicles for Hong Kong -M/T>
 D-157 (35) Engine-ECU <MPI-M/T (Vehicles for Hong Kong)>
 D-158 (28-GR) Engine-ECU <MPI-M/T (Vehicles for Hong Kong)>
 D-159 (30-GR) Engine-ECU <MPI-M/T (Vehicles for Hong Kong)>

NOTE

1. Connector numbers enclosed by a box mean connectors which have been changed.
2. *: except for Hong Kong

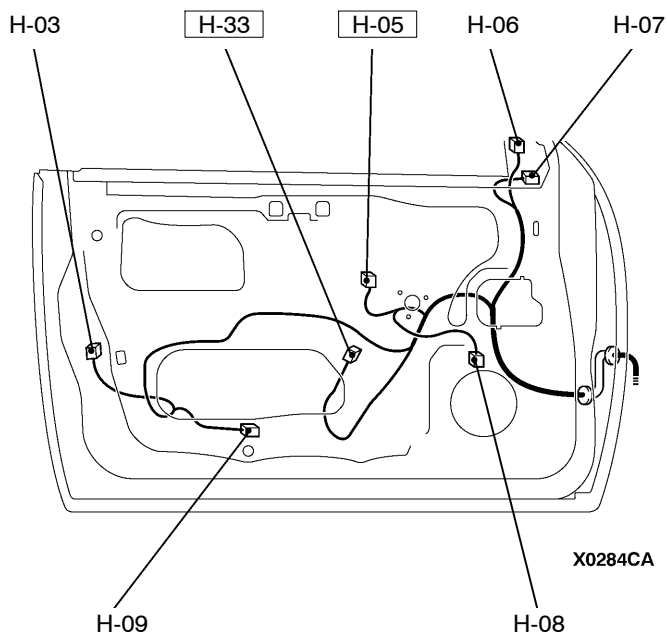
DOOR

Short wheelbase models

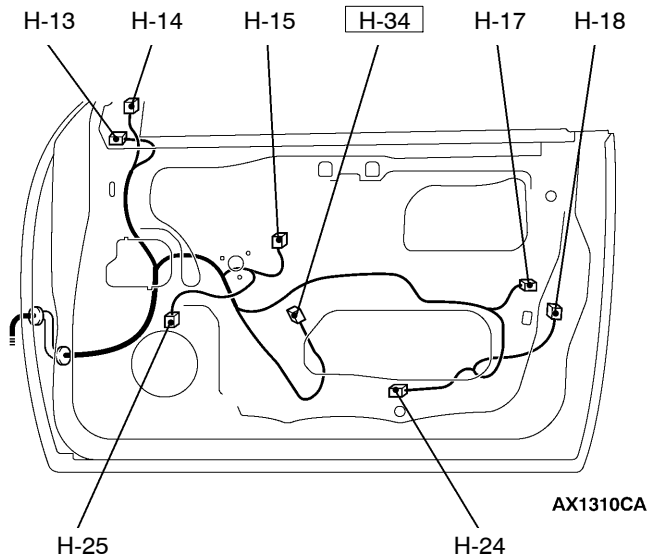


Driver's side

<L.H. drive vehicles>



Passenger's side



H-03 (6-B)

Door lock actuator (Front: LH)

H-05 (14)

Power window main switch

H-06 (2)

Tweeter (LH)

H-07 (7)

Remote controlled mirror (LH)

H-08 (2)

Front door speaker (LH)

H-09 (2-B)

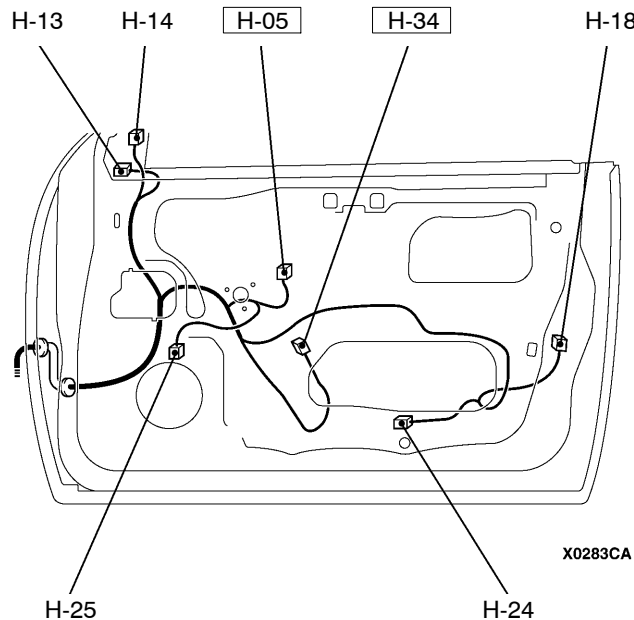
Door lamp (Front: LH)

H-13 (7)

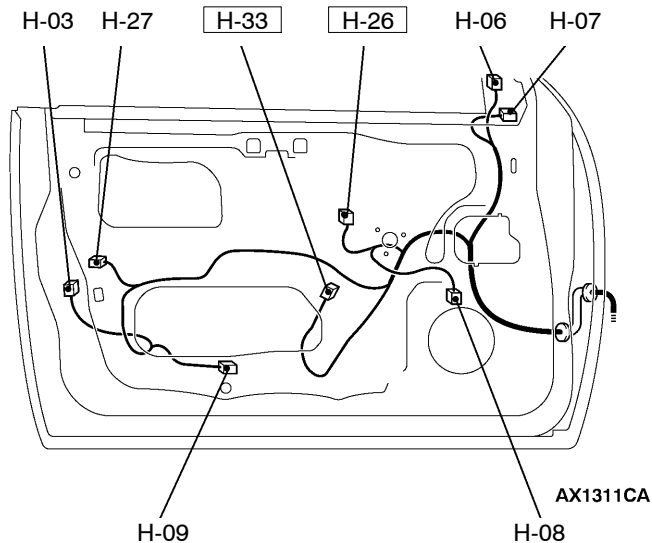
Remote controlled mirror (RH)

<R.H. drive vehicles>

Driver's side



Passenger's side



Connector colour code

B: Black
 Y: Yellow
 L: Blue
 G: Green
 R: Red
 BR: Brown
 V: Violet
 O: Orange
 GR: Gray
 None: Milk white

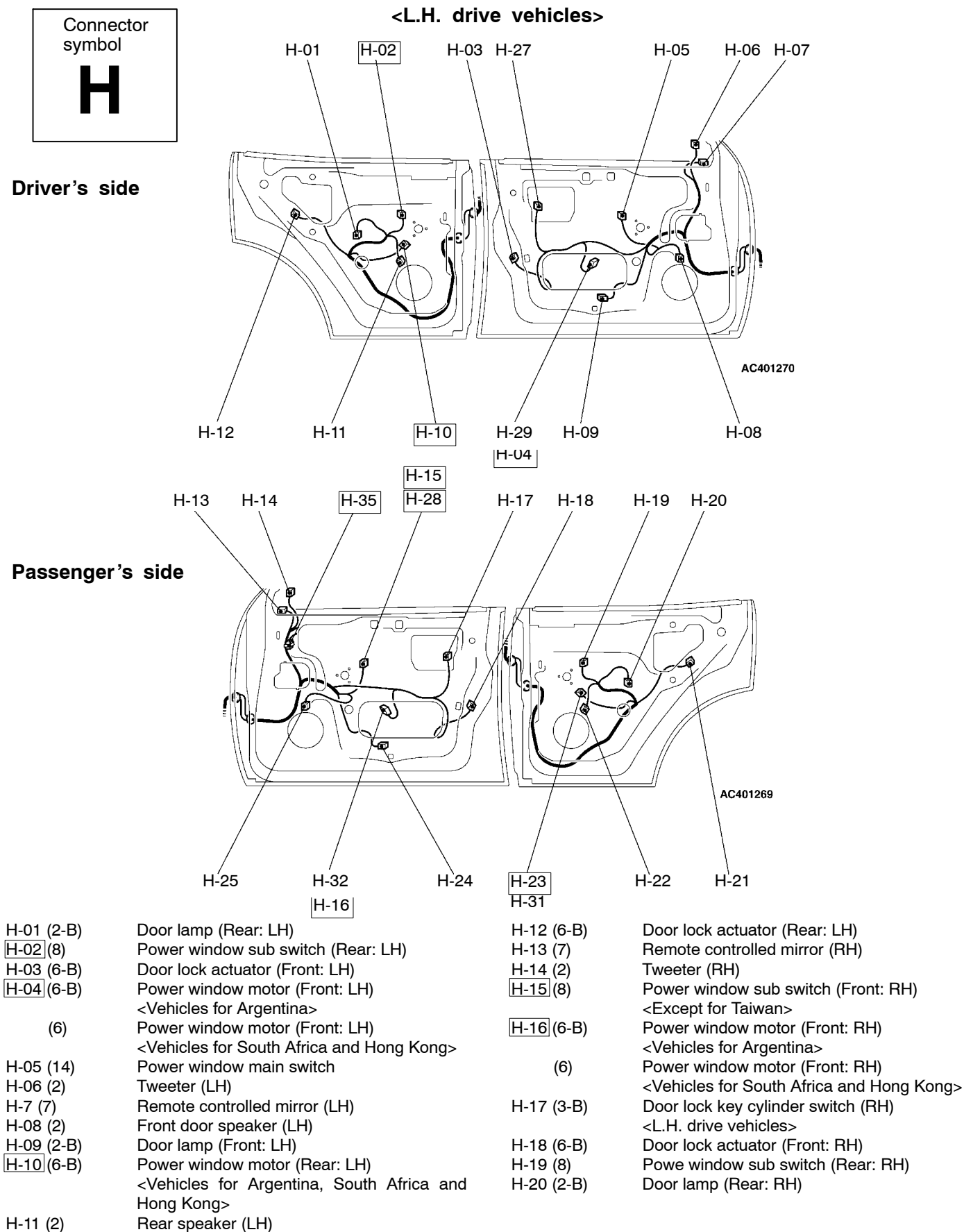
H-14 (2) Tweeter (RH)
 H-15 (6) Power window sub switch (Front: RH)
 H-17 (3-B) Door lock key cylinder switch (RH)
 H-18 (6-B) Door lock actuator (Front: RH)
 H-24 (2-B) Door lamp (Front: RH)
 H-25 (2) Front door speaker (RH)
 H-26 (8) Power window sub switch (Front: LH)
 H-27 (3-B) Door lock key cylinder switch (LH)

H-33 (2-B) Power window motor (Front: LH) <L.H. drive vehicles>
 (6-B) Power window motor (Front: LH) <R.H. drive vehicles>
 H-34 (2-B) Power window motor (Front: RH) <L.H. drive vehicles>
 (6-B) Power window motor (Front: RH) <R.H. drive vehicles>

NOTE

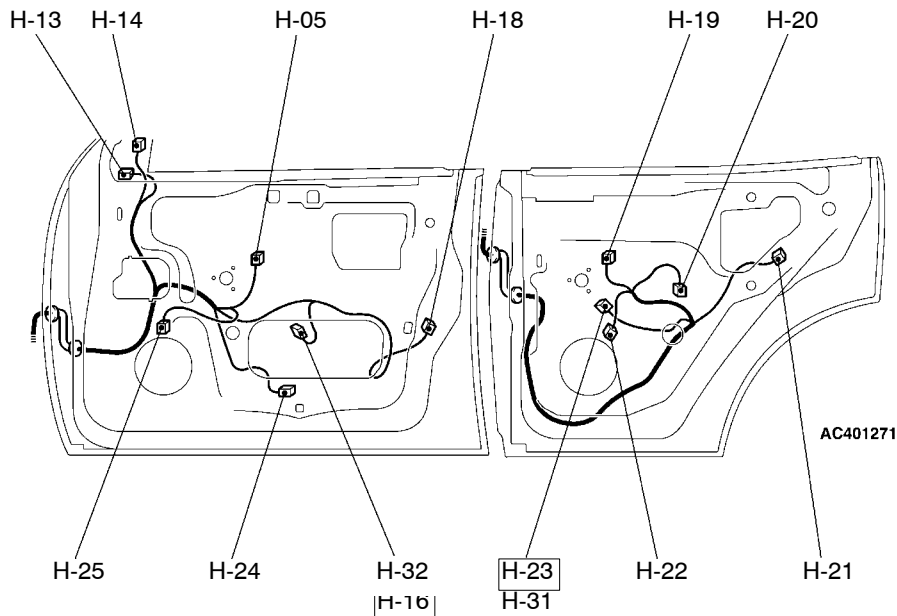
Connector numbers enclosed by a box mean connectors which have been changed or added.

Long wheelbase models

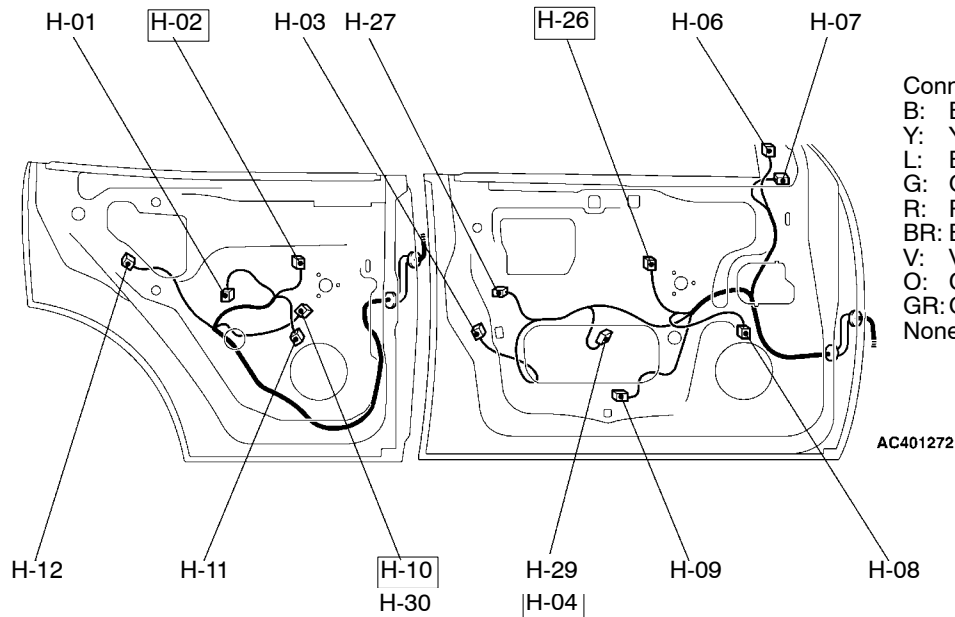


<R.H. drive vehicles>

Driver's side



Passenger's side



Connector colour code
 B: Black
 Y: Yellow
 L: Blue
 G: Green
 R: Red
 BR: Brown
 V: Violet
 O: Orange
 GR: Gray
 None: Milk white

H-21 (6-B)	Door lock actuator (Rear: RH)
H-22 (2)	Rear speaker (RH)
H-23 (6-B)	Power window motor (Rear: RH) <Vehicles for Argentina, South Africa and Hong Kong>
H-24 (2-B)	Door lamp (Front: RH)
H-25 (2)	Front door speaker (RH)
H-26 (8)	Power window sub switch (Front: LH)
H-27 (3-B)	Door lock key cylinder switch (LH) <Vehicles for Taiwan and R.H. drive vehicles>
H-28 (4)	Power window sub switch (Front: RH) <Vehicles for Taiwan>
H-29 (2-B)	Power window motor (Front: LH) <Except for Argentina, South Africa and Hong Kong>

H-30 (2-B)	Power window motor (Rear: LH) <Except for Argentina, South Africa and Hong Kong>
H-31 (2-B)	Power window motor (Rear: RH) <Except for Argentina, South Africa and Hong Kong>
H-32 (2-B)	Power window motor (Front: RH) <Except for Argentina, South Africa and Hong Kong>
H-35 (1-B)	No connection <Vehicles for Taiwan>

NOTE

Connector numbers enclosed by a box mean connectors which have been changed and added.