
WIRING HARNESS CONFIGURATION DIAGRAMS

CONTENTS

ENGINE

| | |
|--------------------------------------|---|
| 6G72-MPI <L.H. drive vehicles> | 2 |
| 6G72-MPI <R.H. drive vehicles> | 6 |

DASH PANEL

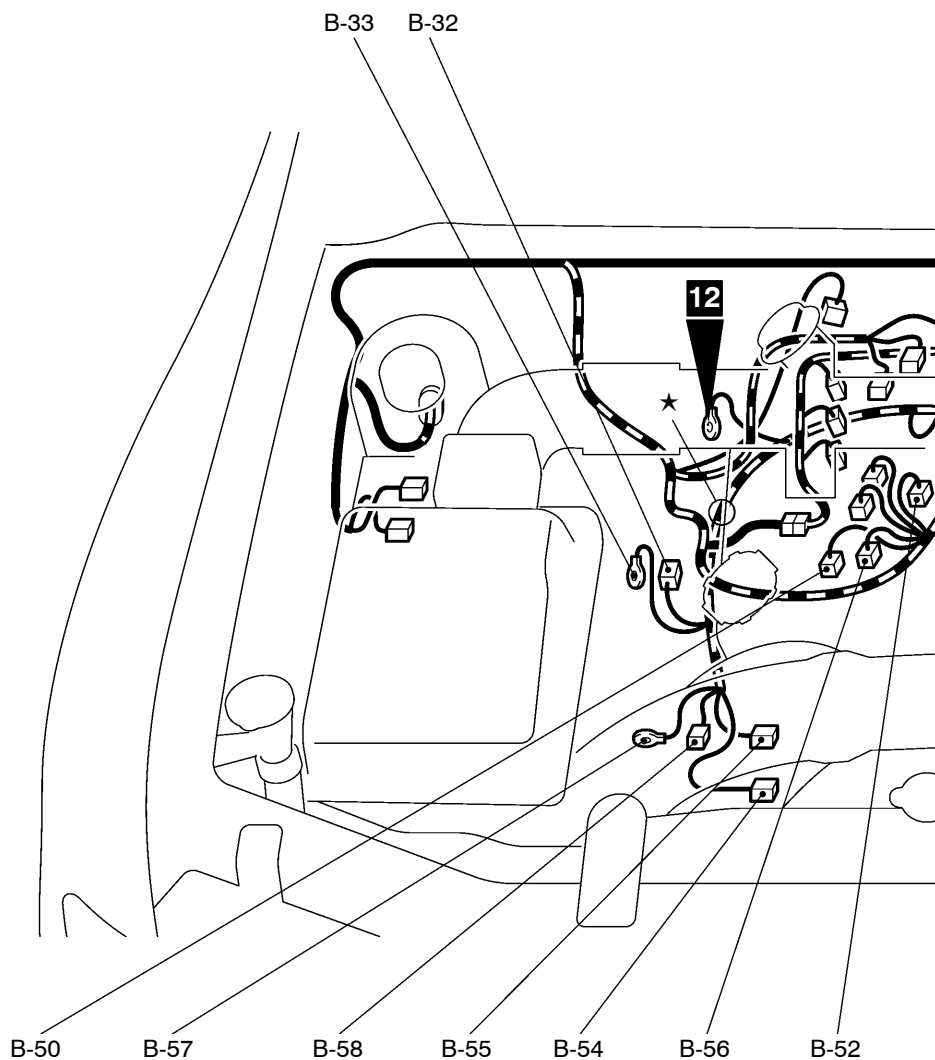
| | |
|---------------------------|----|
| L.H. drive vehicles | 10 |
| R.H. drive vehicles | 14 |

DOOR

| | |
|------------------------------|----|
| Short wheelbase models | 18 |
| Long wheelbase models | 20 |

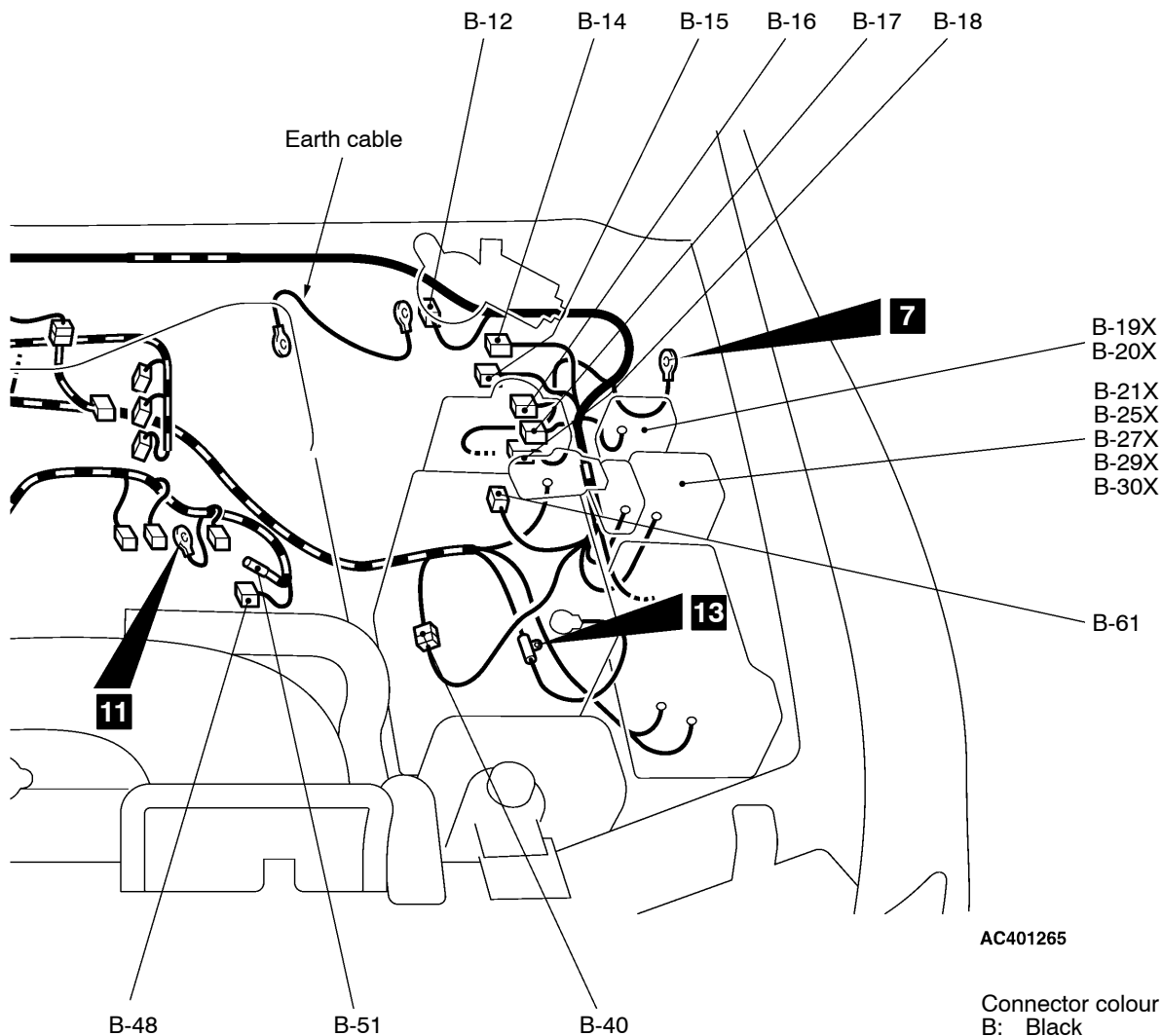
ENGINE

6G72-MPI <L.H. drive vehicles>

Connector
symbol**B** -12
thru
-61

| | |
|-------------|---|
| B-12 (5-B) | Windshield wiper motor |
| B-14 (2-GR) | Brake fluid level switch <Vehicles without HBB> |
| B-15 (2-GR) | Brake fluid level switch <Vehicles with HBB> |
| B-16 (12-B) | HBB |
| B-17 (8-GR) | HBB |
| B-18 (5-B) | HBB |
| B-19X (5) | Motor relay 2 <HBB> |

| | |
|------------|----------------------------------|
| B-20X (5) | Motor relay 1 <HBB> |
| B-21X (5) | Valve relay <HBB> |
| B-25X (4) | Engine control relay |
| B-27X (4) | Fuel pump relay |
| B-29X (4) | Throttle control servo relay |
| B-30X (3) | Engine speed detection connector |
| B-32 (1-B) | Starter |
| B-33 (1) | Starter |



Connector colour code
 B: Black
 Y: Yellow
 L: Blue
 G: Green
 R: Red
 BR: Brown
 V: Violet
 O: Orange
 GR: Gray
 None: Milk white

B-40 (8-B) Control wiring harness and battery wiring harness combination
 B-48 (3-B) A/C compressor
 B-50 (1-B) Engine coolant temperature gauge unit
 B-51 (1-B) Power steering fluid pressure switch
 B-52 (3-B) Crank angle sensor

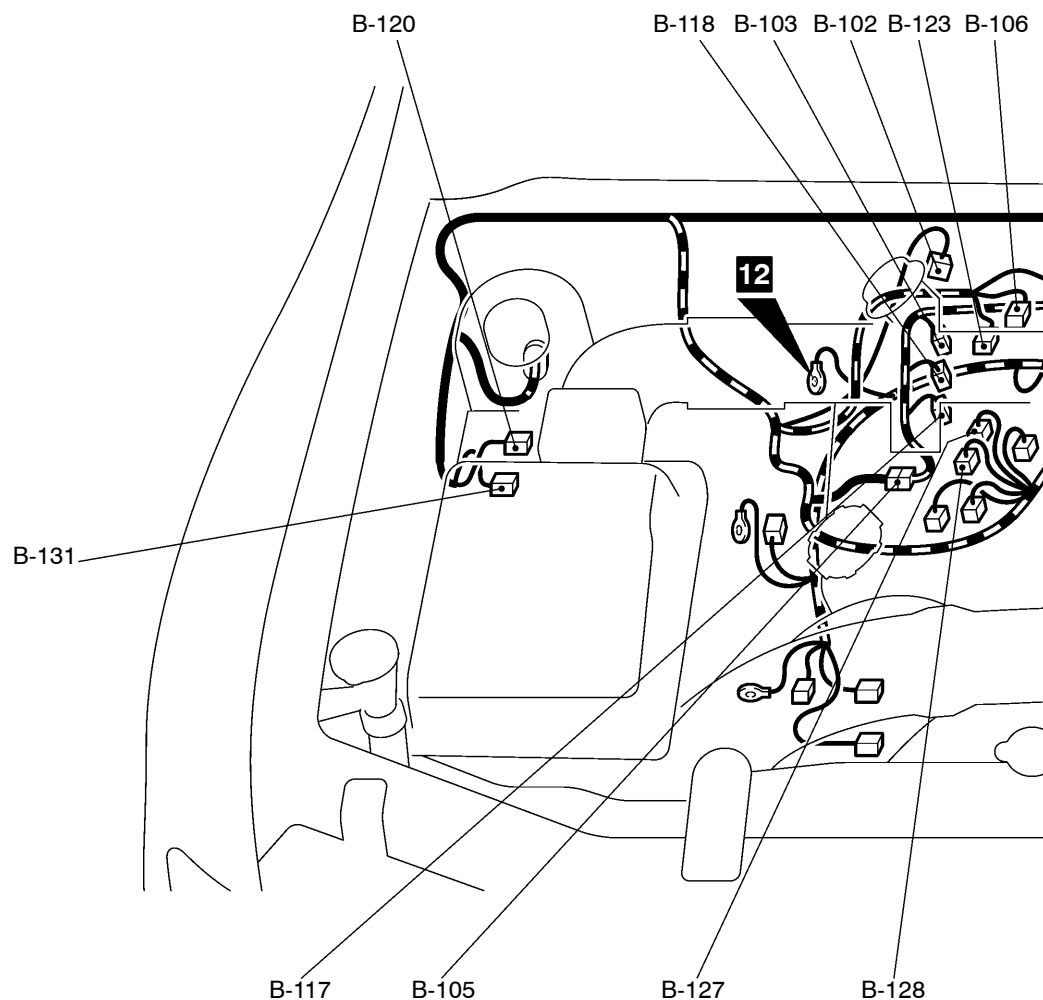
B-54 (2-GR) Free-wheeling engage switch
 B-55 (1-B) Oil pressure switch
 B-56 (2-B) Engine coolant temperature sensor
 B-57 (1) Alternator
 B-58 (4-GR) Alternator
 B-61 (3-GR) Pressure sensor <M-ATC>

6G72-MPI <L.H. drive vehicles>

Connector
symbol

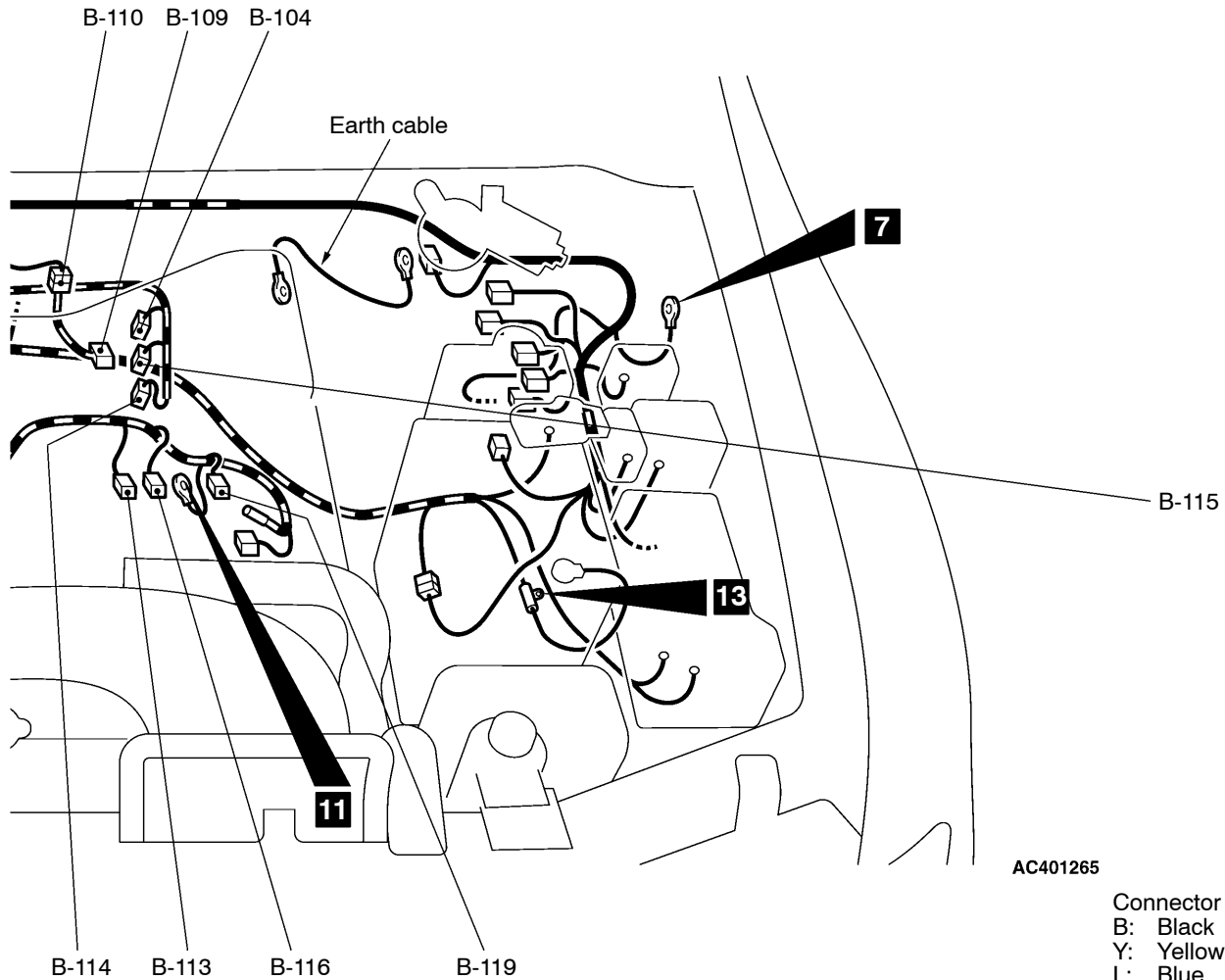
B

-102
thru
-131



B-102 (6-B) Throttle position sensor
 B-103 (2-GR) Injector 5
 B-104 (2-GR) Injector 6
 B-105 (8-B) Control wiring harness and injector wiring harness combination
 B-106 (2-B) Purge control solenoid valve <Vehicles with catalytic converter>
 B-109 (3-B) Camshaft position sensor

B-110 (3-GR) Control wiring harness and fuel pressure wiring harness combination
 B-113 (2-B) Ignition coil 2
 B-114 (2-GR) Injector 2
 B-115 (2-GR) Injector 4
 B-116 (2-B) Ignition coil 1
 B-117 (2-GR) Injector 1
 B-118 (2-GR) Injector 3



AC401265

Connector color code
 B: Black
 Y: Yellow
 L: Blue
 G: Green
 R: Red
 BR: Brown
 V: Violet
 O: Orange
 GR: Gray
 None: Milk white

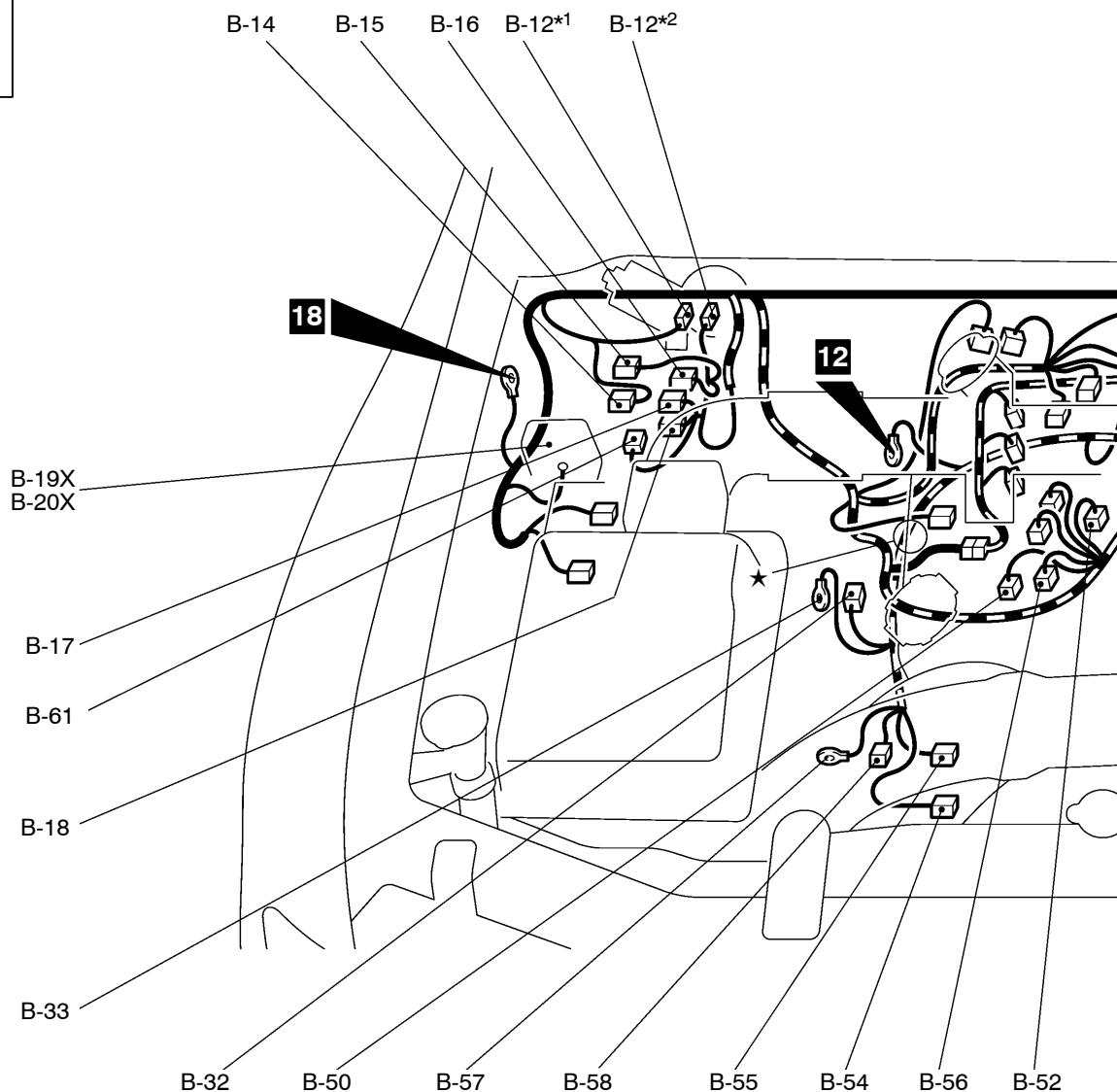
B-119 (2-B) Ignition coil 3
 B-120 (7-B) Air flow sensor
 B-123 (2-BR) EGR solenoid valve

B-127 (6-B) Power transistor
 B-128 (3-B) Power transistor
 B-131 (3-B) Variable resistor

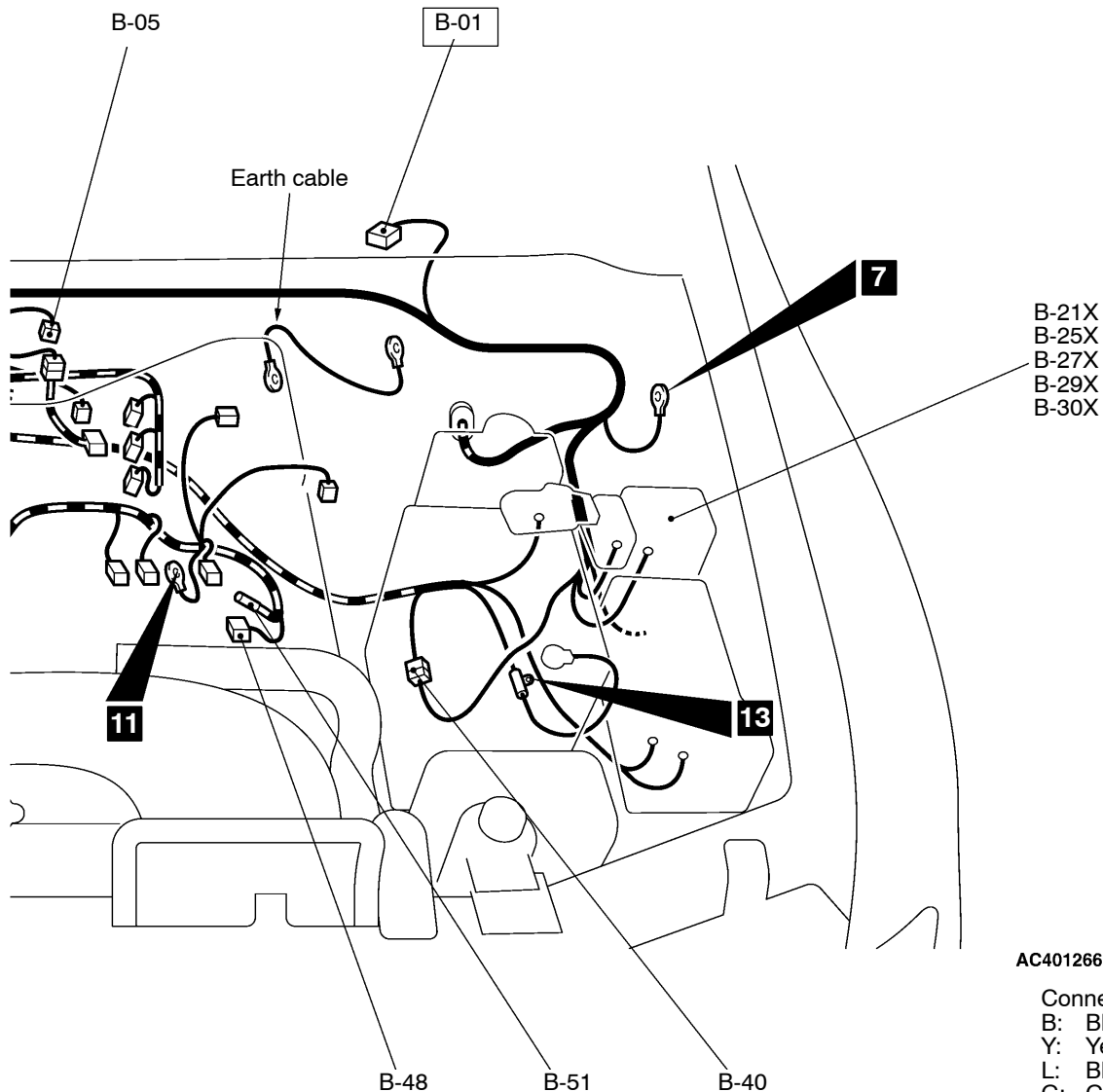
6G72-MPI <R.H. drive vehicles>

Connector
symbol

B -01
thru
-61



| | | | |
|-------------|---|------------|----------------------------------|
| B-01 (2-B) | No connection <Vehicles for Hong Kong> | B-18 (5-B) | HBB |
| B-05 (2-GR) | Detection sensor <Vehicles for Hong Kong> | B-19X (5) | Motor relay 2 <HBB> |
| B-12 (5-B) | Windshield wiper motor | B-20X (5) | Motor relay 1 <HBB> |
| B-14 (2-GR) | Brake fluid level switch <Vehicles without HBB> | B-21X (5) | Valve relay <HBB> |
| B-15 (2-GR) | Brake fluid level switch <Vehicles with HBB> | B-25X (4) | Engine control relay |
| B-16 (12-B) | HBB | B-27X (4) | Fuel pump relay |
| B-17 (8-GR) | HBB | B-29X (4) | Throttle control servo relay |
| | | B-30X (3) | Engine speed detection connector |
| | | B-32 (1-B) | Starter |
| | | B-33 (1) | Starter |



AC401266

Connector colour code

B: Black
Y: Yellow
L: Blue
G: Green
R: Red
BR: Brown
V: Violet
O: Orange
GR: Gray
None: Milk white

B-40 (8-B) Control wiring harness and battery wiring harness combination
B-48 (3-B) A/C compressor
B-50 (1-B) Engine coolant temperature gauge unit
B-51 (1-B) Power steering fluid pressure switch
B-52 (3-B) Crank angle sensor
B-54 (2-GR) Free-wheeling engage switch
B-55 (1-B) Oil pressure switch

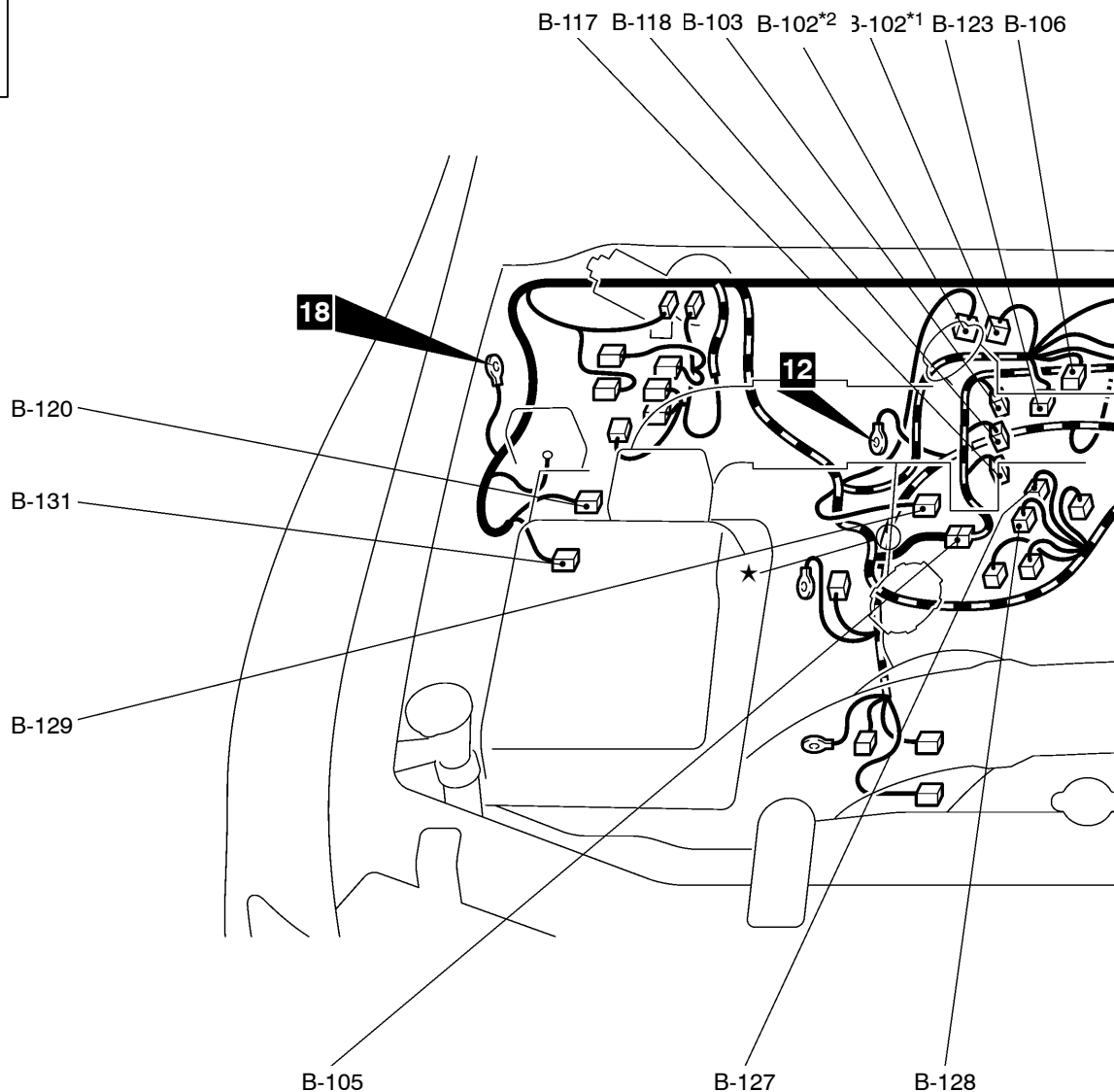
B-56 (2-B) Engine coolant temperature sensor
B-57 (1) Alternator
B-58 (2-B) Alternator
B-61 (3-GR) Pressure sensor <M-ATC>
*1: Without HBB
*2: With HBB

6G72-MPI <R.H. drive vehicles>

Connector
symbol

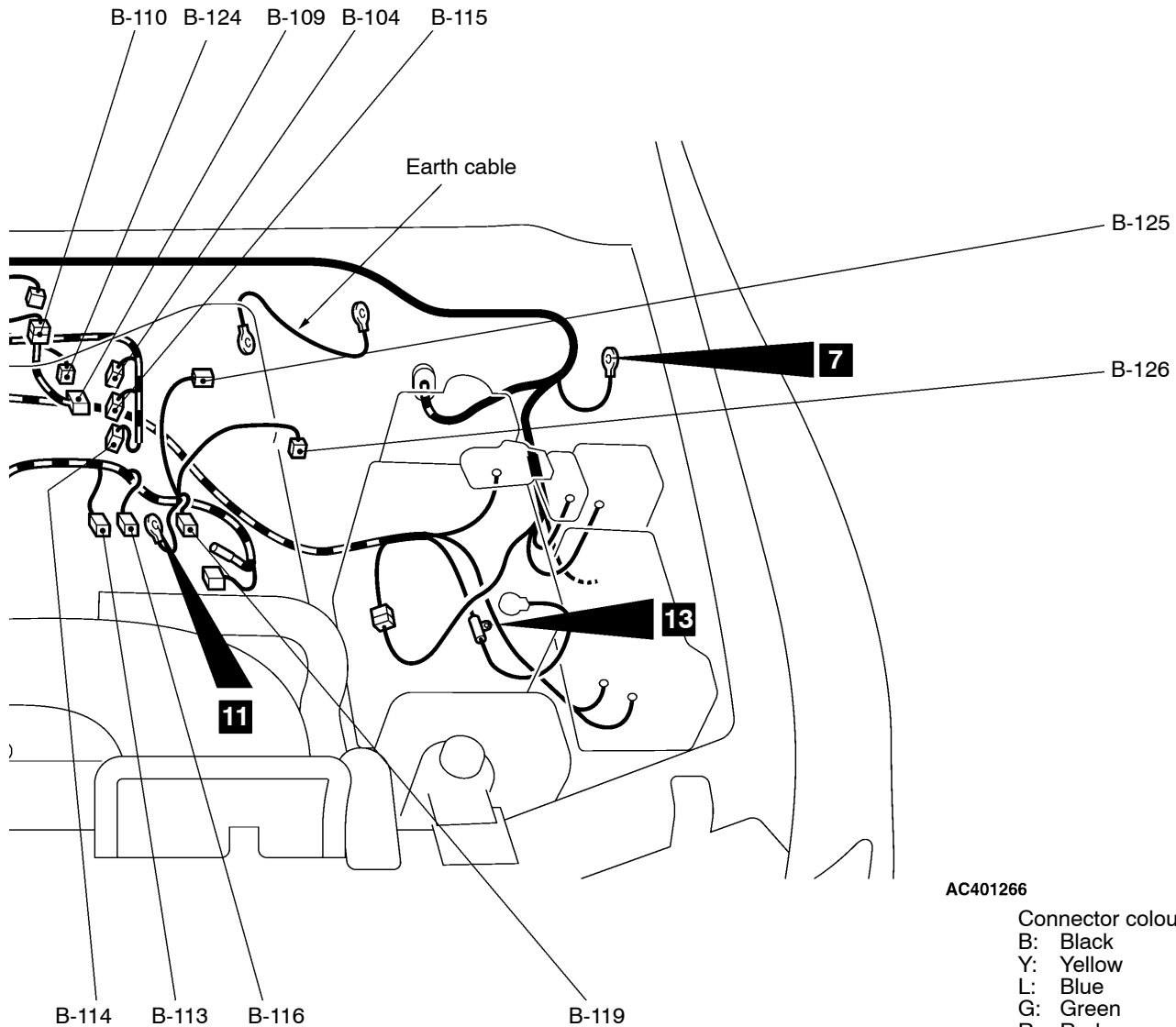
B

-102
thru
-131



| | |
|--------------|--|
| B-102 (4-B) | Throttle position sensor <Vehicles for Hong Kong> |
| (6-B) | Throttle position sensor <Except vehicles for Hong Kong> |
| B-103 (2-GR) | Injector 5 |
| B-104 (2-GR) | Injector 6 |
| B-105 (8-B) | Control wiring harness and injector wiring harness combination |
| B-106 (2-B) | Purge control solenoid valve <Vehicles with catalytic converter> |
| B-109 (3-B) | Camshaft position sensor |

| | |
|--------------|---|
| B-110 (3-GR) | Control wiring harness and fuel pressure wiring harness combination |
| B-113 (2-B) | Ignition coil 2 |
| B-114 (2-GR) | Injector 2 |
| B-115 (2-GR) | Injector 4 |
| B-116 (2-B) | Ignition coil 1 |
| B-117 (2-GR) | Injector 1 |
| B-118 (2-GR) | Injector 5 |
| B-119 (2-B) | Ignition coil 3 |



AC401266

Connector colour code

B: Black
 Y: Yellow
 L: Blue
 G: Green
 R: Red
 BR: Brown
 V: Violet
 O: Orange
 GR: Gray
 None: Milk white

B-120 (7-B) Air flow sensor
 B-123 (2-BR) EGR solenoid valve
 B-124 (4-B) Right bank oxygen sensor
 <Vehicles for Hong Kong>
 B-125 (3-B) Manifold differential pressure sensor
 <Vehicles for Hong Kong>
 B-126 (4-GR) Left bank oxygen sensor
 <Vehicles for Hong Kong>

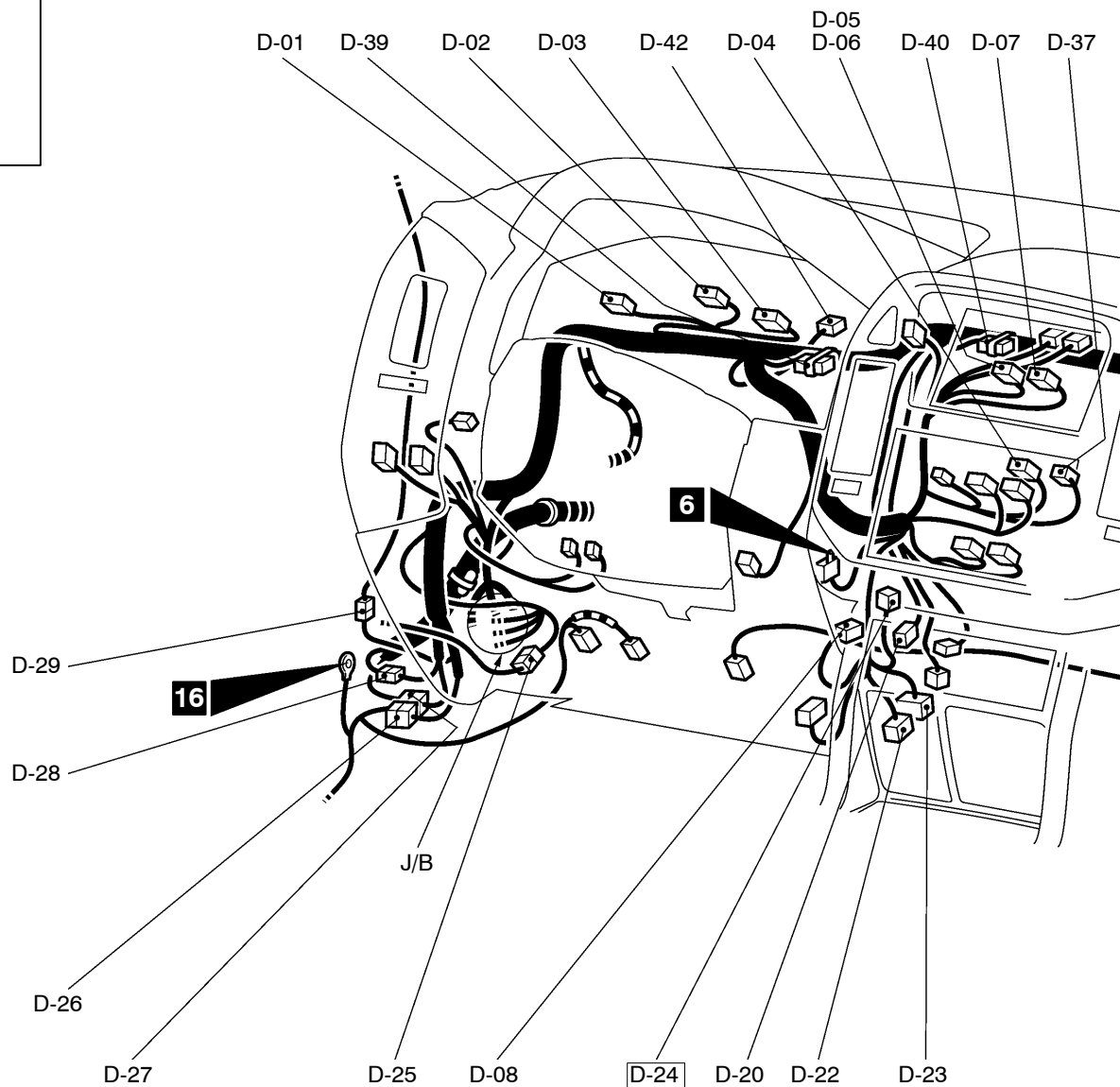
B-127 (6-B) Power transistor
 B-128 (3-B) Power transistor
 B-129 (6-B) Idle speed control servo
 B-131 (3-B) Variable resistor
 *1: Without HBB
 *2: With HBB

DASH PANEL

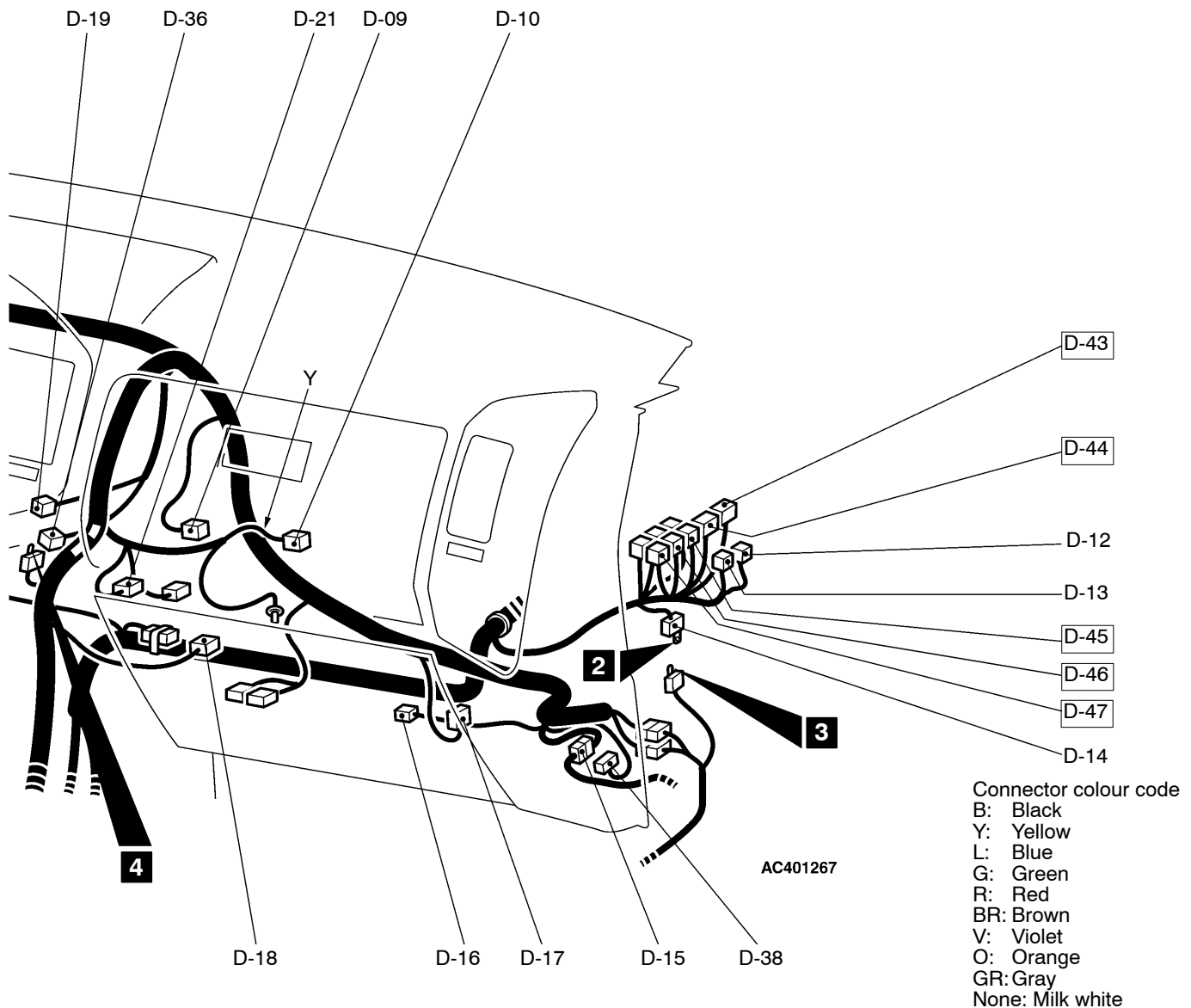
L.H. drive vehicles

Connector
symbol

D -01
thru
-47



| | | | |
|--------------|--|--------------------|--|
| D-01 (17-GR) | Combination meter | D-15 (32) | Instrument panel wiring harness and front door wiring harness (Passenger's side) combination |
| D-02 (17-GR) | Combination meter | D-16 (14) | Motor antenna-ECU |
| D-03 (25-GR) | Combination meter | D-17 (2) | Blower motor |
| D-04 (14) | Radio | D-18 (1) | Glove box lamp switch |
| D-05 (4) | Clock | D-19 (2) | Heater water temperature sensor <Automatic A/C> |
| D-06 (20-B) | RV meter | D-20 (5) | Automatic compressor-ECU <Manual A/C (Except for Taiwan)> |
| D-07 (16-B) | RV meter | D-21 (10) | Automatic compressor-ECU <Manual A/C (MPI except for Taiwan)> |
| D-08 (2) | PTC heater 1 <4M41> | D-22 (13) | Diagnosis connector |
| D-09 (3) | Outside/inside air selection damper control motor | D-23 (16-B) | Diagnosis connector |
| D-10 (2-R) | Air bag module (squib) (Passenger's side) | <u>D-24</u> (7-GR) | Mode selection damper control motor and potentiometer <Automatic A/C> |
| D-12 (4) | A/T control relay | | |
| D-13 (6) | Engine oil level relay <4M41 (Vehicles for Argentina)> | | |
| D-14 (10) | Earth J/C | | |



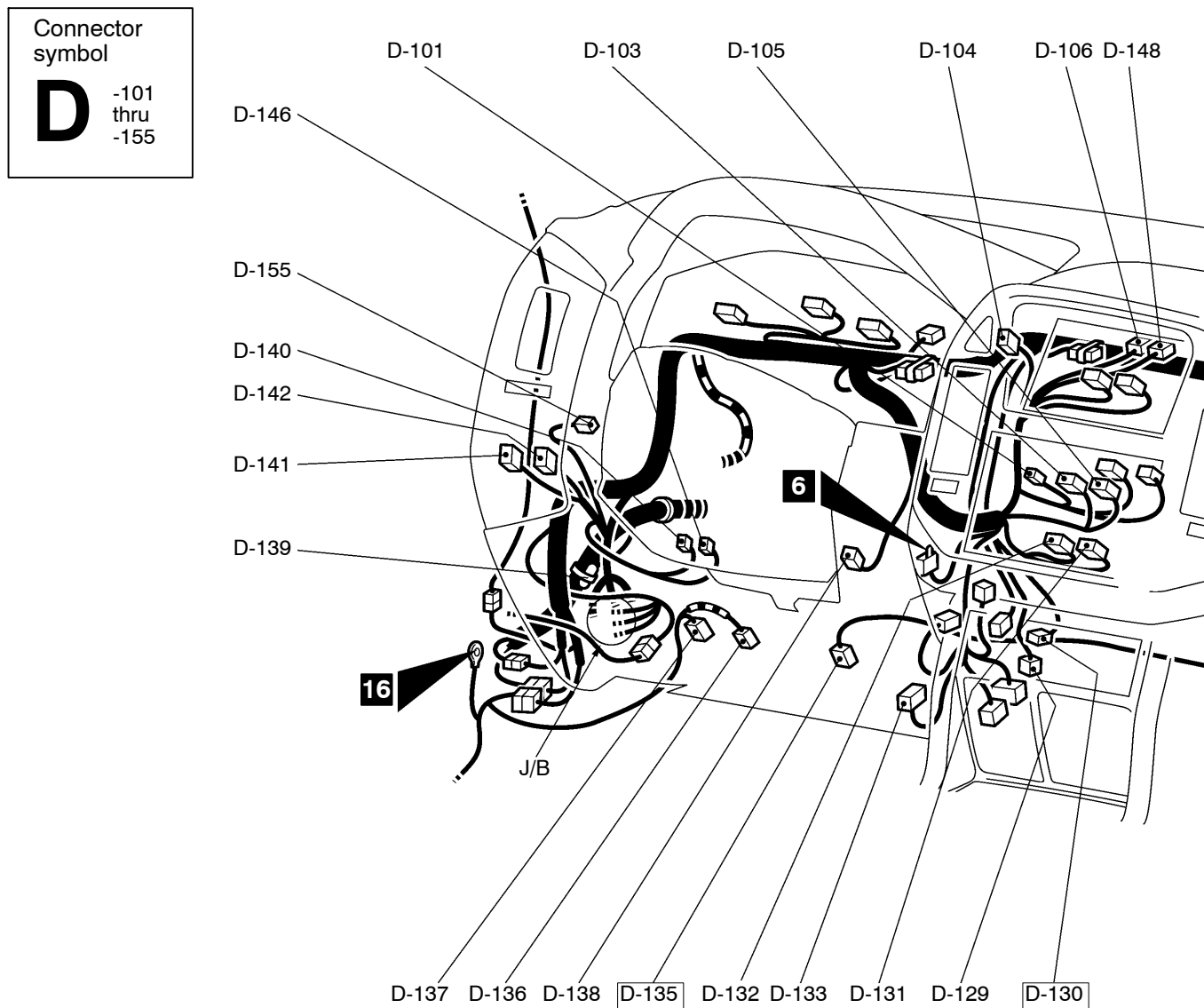
| | |
|-----------|---|
| D-25 (32) | Instrument panel wiring harness and front door wiring harness (Driver's side) combination |
| D-26 (43) | Instrument panel wiring harness and floor wiring harness (LH) combination |
| D-27 (38) | Instrument panel wiring harness and front wiring harness combination |
| D-28 (10) | Instrument panel wiring harness and front wiring harness combination |
| D-29 (13) | Instrument panel wiring harness and roof wiring harness combination |
| D-36 (2) | PTC heater 2 <4M41> |
| D-37 (1) | Radio |
| D-38 (6) | Mirror control unit |
| D-39 (2) | Resister |
| D-40 (12) | J/C (9) |

| | |
|---------------------|--|
| D-42 (8-B) | Speed alarm-ECU <Vehicles for GCC> |
| <u>D-43</u> (27-GR) | Engine-ECU <M/T (6G72, 6G75)> or Engine-A/T-ECU <A/T (6G72 or 6G75)> |
| <u>D-44</u> (28-GR) | Engine-ECU <M/T (6G72, 6G75)> or Engine-A/T-ECU <A/T (6G72 or 6G75)> |
| <u>D-45</u> (29-GR) | Engine-ECU <M/T (6G72, 6G75)> or Engine-A/T-ECU <A/T (6G72 or 6G75)> |
| <u>D-46</u> (30-GR) | Engine-ECU <M/T (6G72, 6G75)> or Engine-A/T-ECU <A/T (6G72 or 6G75)> |
| <u>D-47</u> (26-GR) | Engine-ECU <M/T (6G72, 6G75)> or Engine-A/T-ECU <A/T (6G72 or 6G75)> |

NOTE

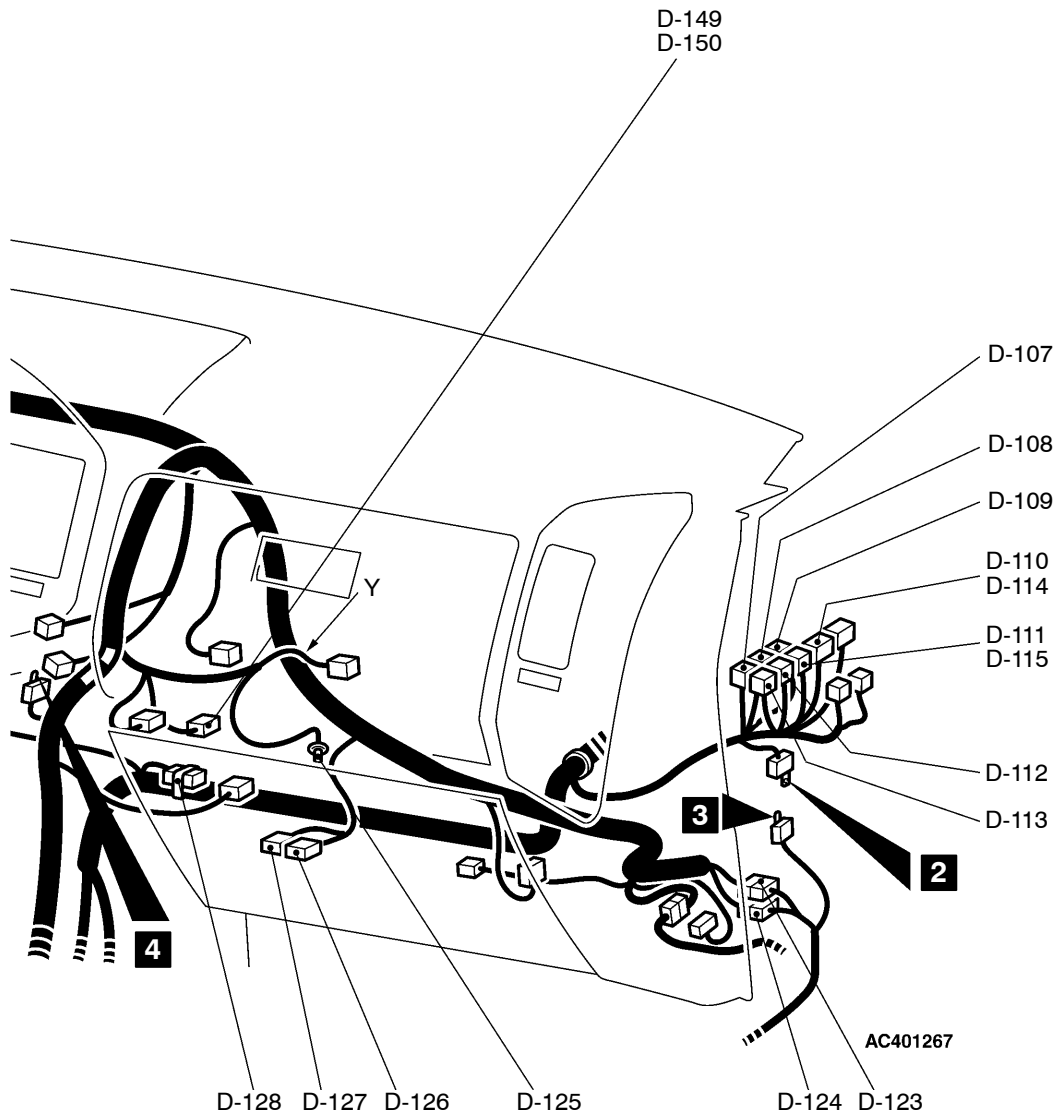
Connector numbers enclosed by box mean connectors which have been changed.

L.H. drive vehicles



| | |
|--------------|--|
| D-101 (2) | Heater control panel illumination lamp |
| D-103 (6) | Blower switch <Heater or manual A/C> |
| D-104 (4) | Hazard warning switch |
| D-105 (12) | A/C switch |
| D-106 (2) | Photo sensor <Automatic A/C> |
| D-107 (26-Y) | A/T-ECU <Diesel> |
| D-108 (16-Y) | A/T-ECU <Diesel> |
| D-109 (22-Y) | A/T-ECU <Diesel> |
| D-110 (26) | Engine-ECU <4M41> |
| D-111 (16) | Engine-ECU <4M41> |
| D-112 (12) | Engine-ECU <4M41> |
| D-113 (22) | Engine-ECU <4M41> |
| D-114 (26) | Glow-ECU <4M40 (With EGR)> |
| D-115 (13) | Glow-ECU <4M40 (Without EGR)> |

| | |
|--------------|---|
| D-123 (38) | Instrument panel wiring harness and floor wiring harness (RH) combination |
| D-124 (43) | Instrument panel wiring harness and floor wiring harness (RH) combination |
| D-125 (2) | Glove box lamp |
| D-126 (4) | Blower linear controller <Automatic A/C> |
| D-127 (4) | Blower resistor <Heater or manual A/C> |
| D-128 (33) | J/C (4) |
| D-129 (2) | Air thermo sensor <Automatic A/C> |
| D-130 (7-GR) | Air mixing damper control motor and potentiometer <Automatic A/C> |
| D-131 (20-B) | A/C-ECU |
| D-132 (16-B) | A/C-ECU |



Connector colour code

B: Black
 Y: Yellow
 L: Blue
 G: Green
 R: Red
 BR: Brown
 V: Violet
 O: Orange
 GR: Gray
 None: Milk white

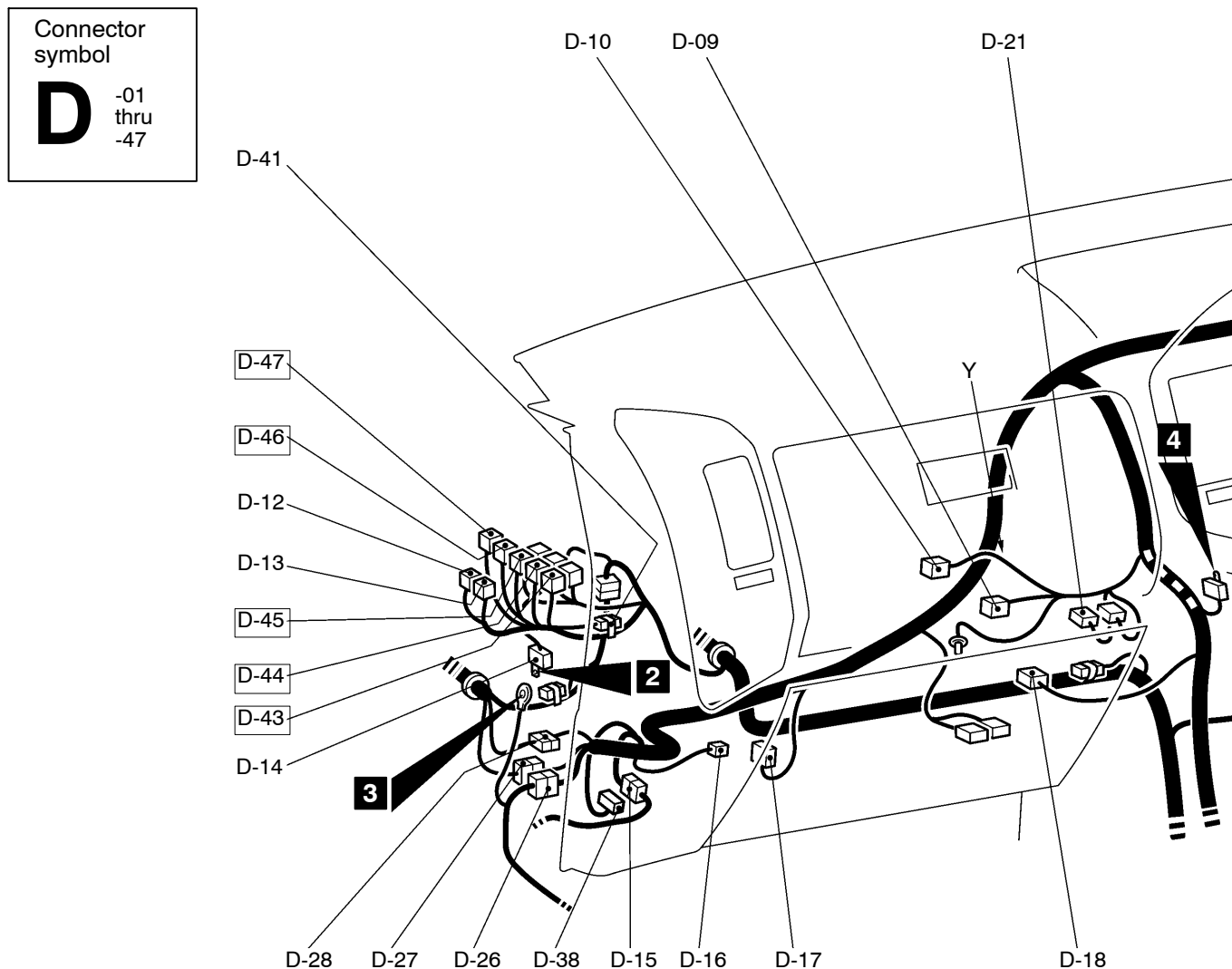
D-133 (12) Immobilizer-ECU <Vehicles for GCC, Taiwan and Argentina>
D-135 (8-GR) Accelerator pedal position sensor
 D-136 (4) Stop lamp switch
 D-137 (2) Clutch switch <Auto-cruise (M/T)>
 D-138 (6) Heater switch (Warm up switch) <4M41>
 D-139 (2-B) Diode (for super select 4WD II circuit)
 D-140 (6-GR) Headlamp levelling switch
 D-141 (6) Fog lamp switch
 D-142 (11) Remote controlled mirror switch
 D-146 (6-L) Rheostat
 D-148 (2-B) Theft-alarm indicator lamp <Vehicles for Taiwan>

D-149 (7) Automatic compressor-ECU <Manual A/C (4M40-A/T)> or jumper connector <Manual A/C (4M40-M/T)>
 D-150 (7) A/C-ECU <Automatic A/C (4M40-A/T)> or jumper connector <Automatic A/C (4M40-M/T)>
 D-155 (12-B) Side step lamp-ECU

NOTE

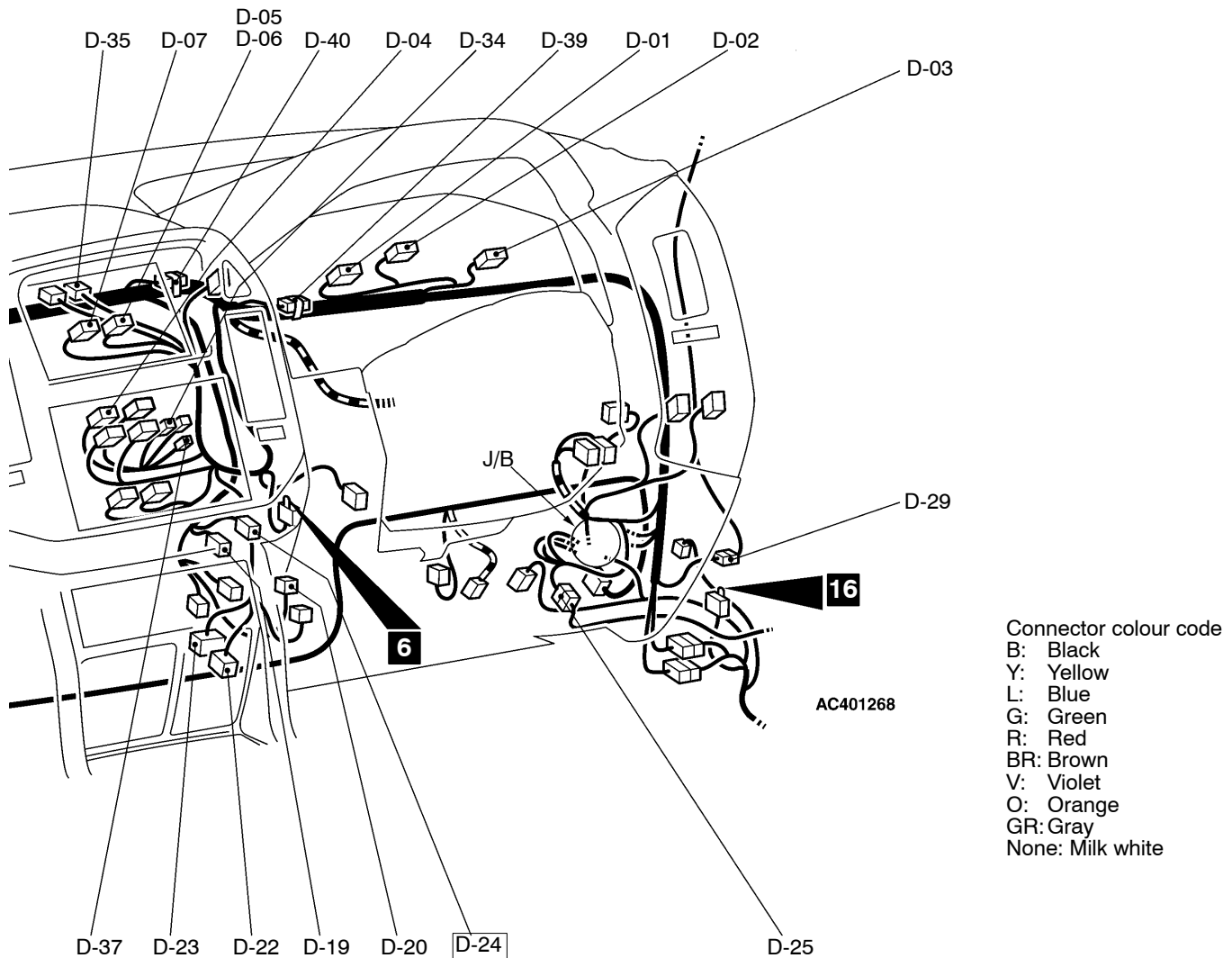
Connector numbers enclosed by a box mean connectors which have been changed.

R.H. drive vehicles



| | |
|--------------|--|
| D-01 (17-GR) | Combination meter |
| D-02 (17-GR) | Combination meter |
| D-03 (25-GR) | Combination meter |
| D-04 (14) | Radio |
| D-05 (4) | Clock |
| D-06 (20-B) | RV meter or center display |
| D-07 (16-B) | RV meter or center display |
| D-09 (3) | Outside/inside air selection damper control motor |
| D-10 (2-R) | Air bag module (squib) (Passenger's side) |
| D-12 (4) | A/T control relay |
| D-13 (6) | Engine oil level relay <4M41 (Vehicles for South Africa)> |
| D-14 (10) | Earth J/C |
| D-15 (32) | Instrument panel wiring harness and front door wiring harness (Passenger's side) combination |

| | |
|-------------|---|
| D-16 (14) | Motor antenna-ECU |
| D-17 (2) | Blower motor |
| D-18 (1) | Glove box lamp switch |
| D-19 (2) | Heater water temperature sensor <Automatic A/C> |
| D-20 (5) | Automatic compressor-ECU <Manual A/C> |
| D-21 (10) | Automatic compressor-ECU <Manual A/C (MPI)> |
| D-22 (13) | Diagnosis connector |
| D-23 (16-B) | Diagnosis connector |
| D-24 (7-GR) | Mode selection damper control motor and potentiometer <Automatic A/C> |



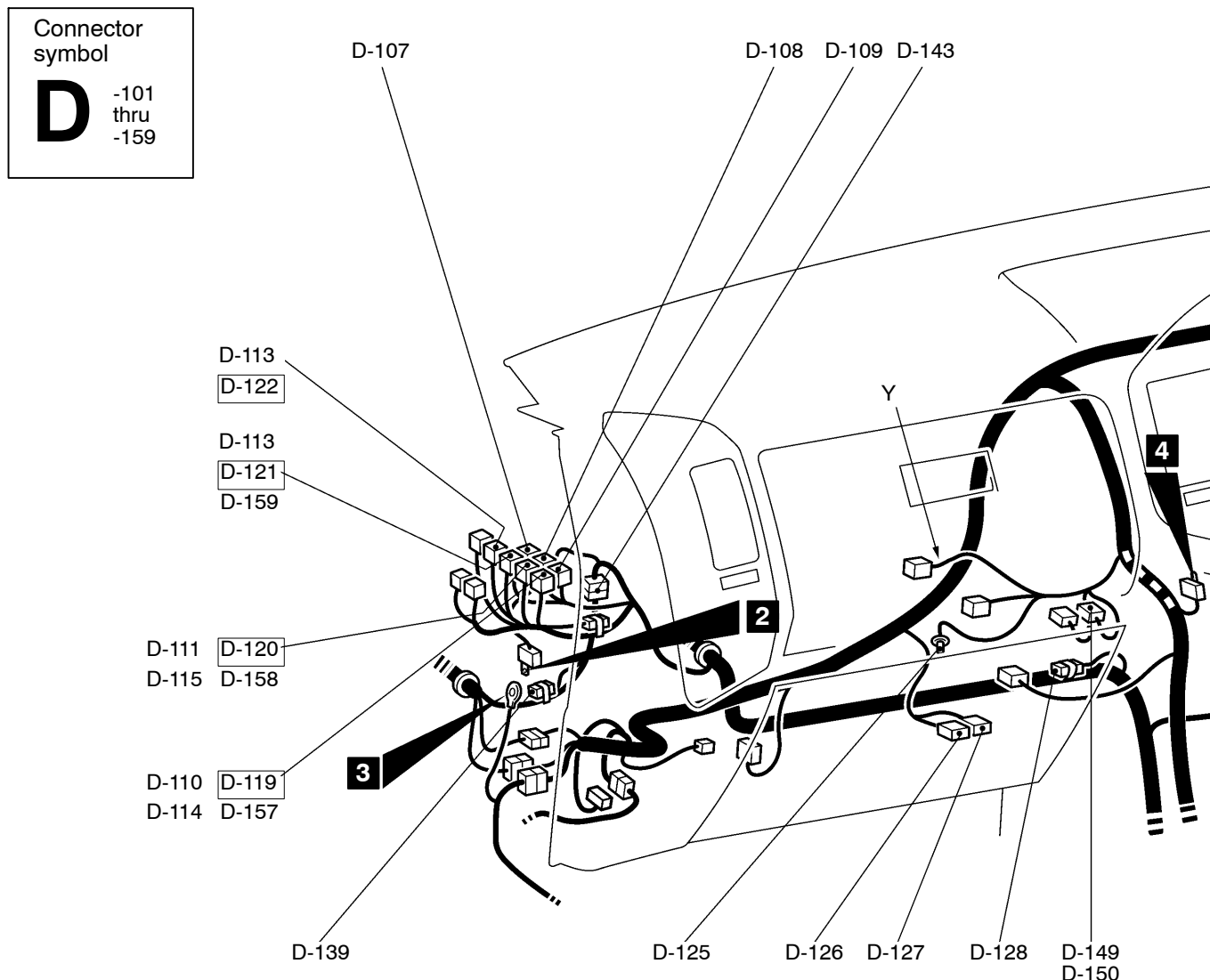
| | |
|------------|---|
| D-25 (32) | Instrument panel wiring harness and front door wiring harness (Driver's side) combination |
| D-26 (43) | Instrument panel wiring harness and floor wiring harness (LH) combination |
| D-27 (38) | Instrument panel wiring harness and front wiring harness combination |
| D-28 (10) | Instrument panel wiring harness and front wiring harness combination |
| D-29 (13) | Instrument panel wiring harness and roof wiring harness combination |
| D-34 (1) | Glass antenna <Vehicles for South Africa and Hong Kong> |
| D-35 (3) | Automatic lighting control sensor <With automatic lighting system> |
| D-37 (1-B) | Radio |
| D-38 (6) | Mirror control unit |
| D-39 (2) | Resistor |

| | |
|--|--|
| D-40 (12) | J/C (9) |
| D-41 (4) | No connection <Vehicles for Hong Kong-M/T> |
| D-43 (27-GR) | Engine-ECU <M/T (6G72, 6G75)> or Engine-A/T-ECU <A/T (6G72, 6G75)> |
| D-44 (28-GR) | Engine-ECU <M/T (6G72, 6G75)> or Engine-A/T-ECU <A/T (6G72, 6G75)> |
| D-45 (29-GR) | Engine-ECU <M/T (6G72, 6G75)> or Engine-A/T-ECU <A/T (6G72, 6G75)> |
| D-46 (30-GR) | Engine-ECU <M/T (6G72, 6G75)> or Engine-A/T-ECU <A/T (6G72, 6G75)> |
| D-47 (26-GR) | Engine-ECU <M/T (6G72, 6G75)> or Engine-A/T-ECU <A/T (6G72, 6G75)> |

NOTE

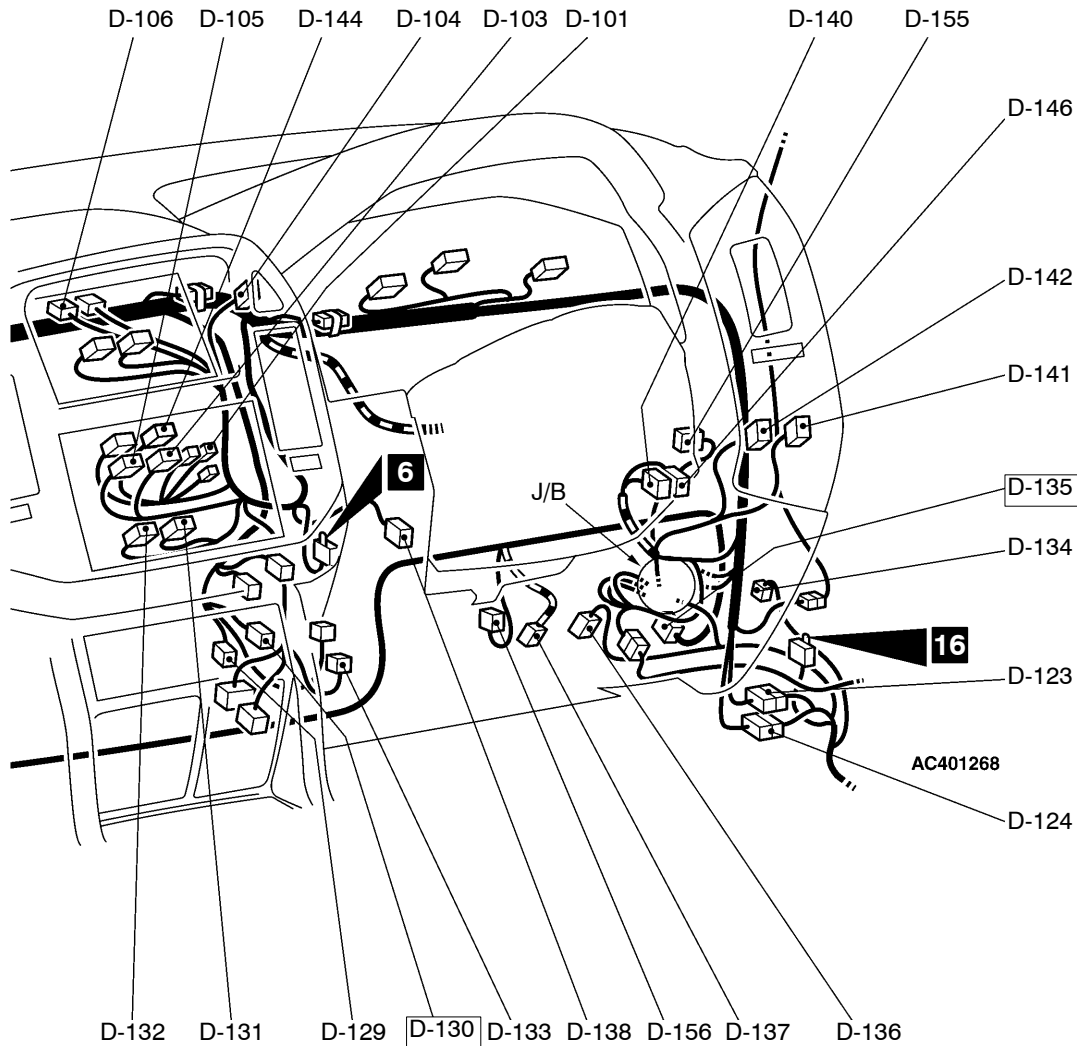
Connector numbers enclosed by a box mean connectors which have been changed.

R.H. drive vehicles



D-101 (2) Heater control panel illumination lamp
 D-103 (6) Blower switch <Heater or manual A/C>
 D-104 (4) Hazard warning switch
 D-105 (12) A/C switch
 D-106 (2) Photo sensor <Automatic A/C>
 D-107 (26-Y) A/T-ECU <Diesel>
 D-108 (16-Y) A/T-ECU <Diesel>
 D-109 (22-Y) A/T-ECU <Diesel>
 D-110 (26) Engine-ECU <4M41>
 D-111 (16) Engine-ECU <4M41>
 D-112 (12) Engine-ECU <4M41>
 D-113 (22) Engine-ECU <4M41>
 D-114 (26) Glow-ECU <4M40 (With EGR)>
 D-115 (13) Glow-ECU <4M40 (Without EGR)>
D-119 (35-GR) Engine-A/T-ECU <A/T (Vehicles for Hong Kong)>
D-120 (26-GR) Engine-A/T-ECU <A/T (Vehicles for Hong Kong)>

D-121 (28-GR) Engine-A/T-ECU <A/T (Vehicles for Hong Kong)>
D-122 (30-GR) Engine-A/T-ECU <A/T (Vehicles for Hong Kong)>
 D-123 (38) Instrument panel wiring harness and floor wiring harness (RH) combination
 D-124 (43) Instrument panel wiring harness and floor wiring harness (RH) combination
 D-125 (2) Glove box lamp
 D-126 (4) Blower linear controller <Automatic A/C>
 D-127 (4) Blower resistor <Heater or manual A/C>
 D-128 (33) J/C (4)
 D-129 (2) Air thermo sensor <Automatic A/C>
D-130 (7-GR) Air mixing damper control motor and potentiometer <Automatic A/C>
 D-131 (20-B) A/C-ECU
 D-132 (16-B) A/C-ECU
 D-133 (12) Immobilizer-ECU



Connector colour code

B: Black
 Y: Yellow
 L: Blue
 G: Green
 R: Red
 BR: Brown
 V: Violet
 O: Orange
 GR: Gray
 None: Milk white

| | |
|---------------------|--|
| D-134 (2-B) | No connection |
| D-135 (8-GR) | Accelerator pedal position sensor <6G72> |
| D-136 (4) | Stop lamp switch |
| D-137 (2) | Clutch switch <Auto-cruise (M/T)> |
| D-138 (6) | Heater switch (Warm up switch) <4M41> |
| D-139 (2-B) | Diode (for super select 4WD II circuit) |
| D-140 (6-GR) | Headlamp levelling switch |
| D-141 (6) | Fog lamp switch |
| D-142 (11) | Remote controlled mirror switch |
| D-143 (13) | Front wiring harness and control wiring harness combination |
| D-144 (16) | Radio <With center display> |
| D-146 (6-L) | Rheostat |
| D-149 (7) | Automatic compressor-ECU <Manual A/C (4M40-A/T)> or jumper connector <Manual A/C (4M40-M/T)> |

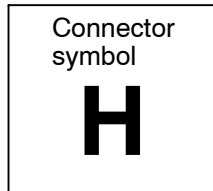
| | |
|---------------|---|
| D-150 (7) | A/C-ECU <Automatic A/C (4M40-A/T)> or jumper connector <Automatic A/C (4M40-M/T)> |
| D-155 (12-B) | Side step lamp-ECU |
| D-156 (2) | No connection <Vehicles for Hong Kong -M/T> |
| D-157 (35) | Engine-ECU <MPI-M/T (Vehicles for Hong Kong)> |
| D-158 (28-GR) | Engine-ECU <MPI-M/T (Vehicles for Hong Kong)> |
| D-159 (30-GR) | Engine-ECU <MPI-M/T (Vehicles for Hong Kong)> |

NOTE

- Connector numbers enclosed by a box mean connectors which have been changed.
- *: except for Hong Kong

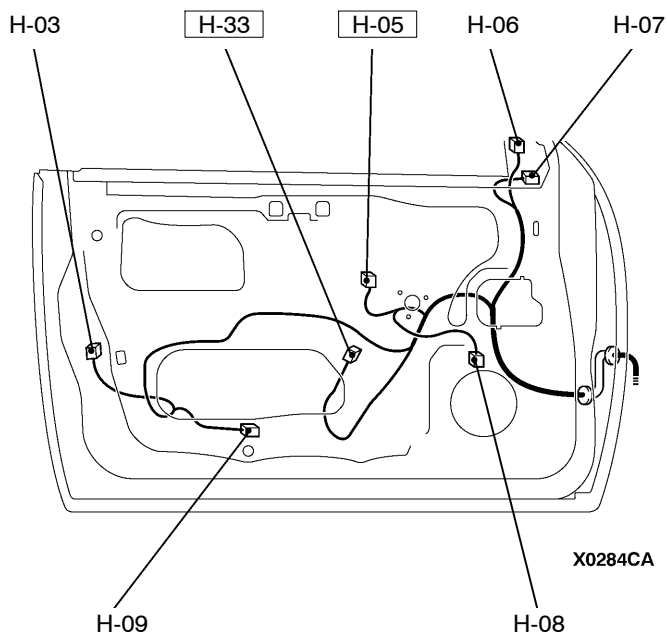
DOOR

Short wheelbase models

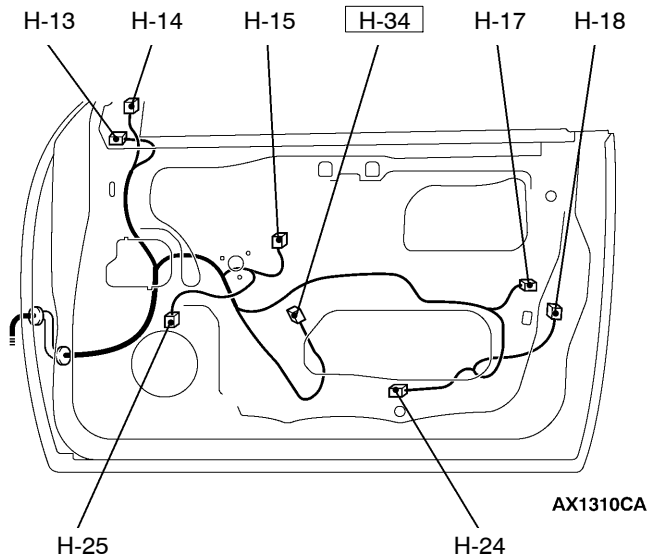


Driver's side

<L.H. drive vehicles>



Passenger's side



H-03 (6-B)

Door lock actuator (Front: LH)

H-05 (14)

Power window main switch

H-06 (2)

Tweeter (LH)

H-07 (7)

Remote controlled mirror (LH)

H-08 (2)

Front door speaker (LH)

H-09 (2-B)

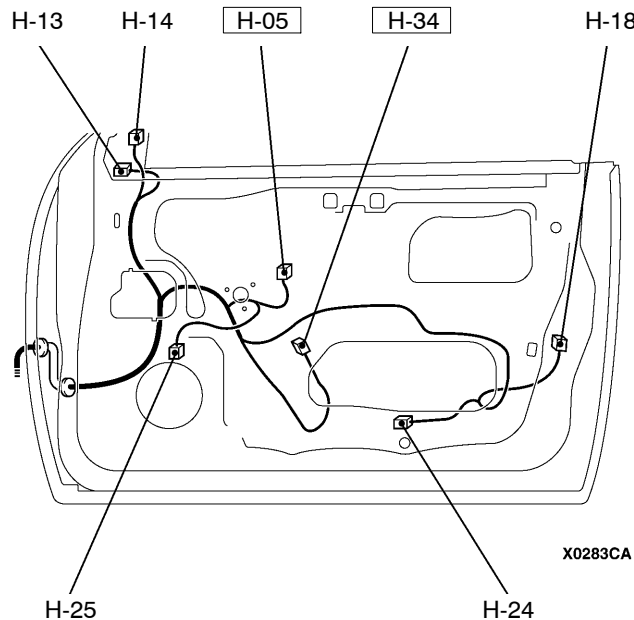
Door lamp (Front: LH)

H-13 (7)

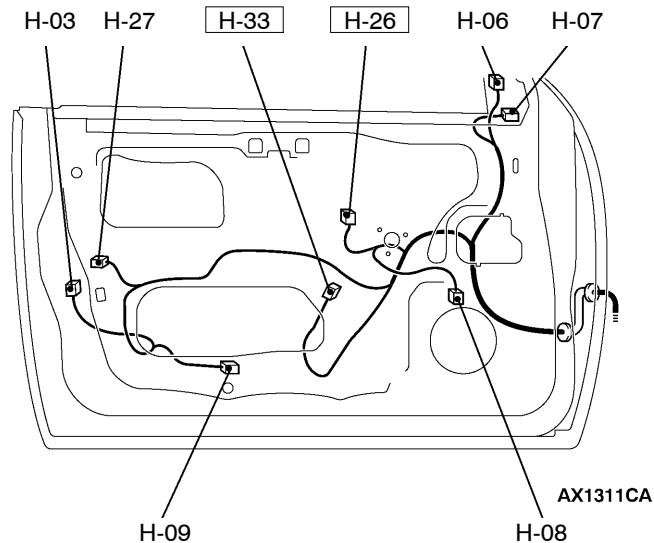
Remote controlled mirror (RH)

<R.H. drive vehicles>

Driver's side



Passenger's side



Connector colour code

B: Black
 Y: Yellow
 L: Blue
 G: Green
 R: Red
 BR: Brown
 V: Violet
 O: Orange
 GR: Gray
 None: Milk white

H-14 (2) Tweeter (RH)
 H-15 (6) Power window sub switch (Front: RH)
 H-17 (3-B) Door lock key cylinder switch (RH)
 H-18 (6-B) Door lock actuator (Front: RH)
 H-24 (2-B) Door lamp (Front: RH)
 H-25 (2) Front door speaker (RH)
 H-26 (8) Power window sub switch (Front: LH)
 H-27 (3-B) Door lock key cylinder switch (LH)

H-33 (2-B) Power window motor (Front: LH) <L.H. drive vehicles>
 (6-B) Power window motor (Front: LH) <R.H. drive vehicles>
 H-34 (2-B) Power window motor (Front: RH) <L.H. drive vehicles>
 (6-B) Power window motor (Front: RH) <R.H. drive vehicles>

NOTE

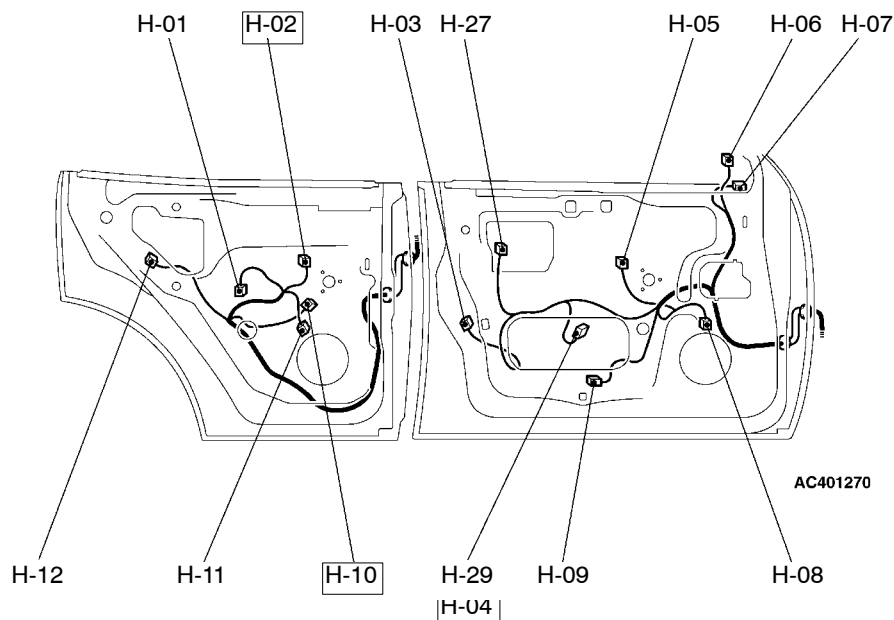
Connector numbers enclosed by a box mean connectors which have been changed or added.

Long wheelbase models

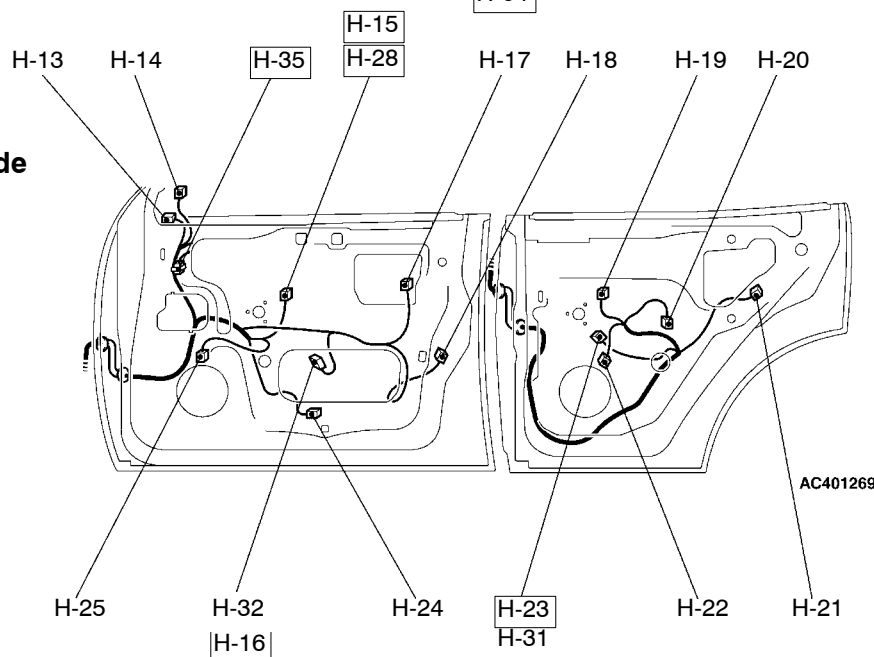
Connector
symbol**H**

<L.H. drive vehicles>

Driver's side



Passenger's side



H-01 (2-B)

H-02 (8)

H-03 (6-B)

H-04 (6-B)

(6)

H-05 (14)

H-06 (2)

H-7 (7)

H-08 (2)

H-09 (2-B)

H-10 (6-B)

H-11 (2)

Door lamp (Rear: LH)

Power window sub switch (Rear: LH)

Door lock actuator (Front: LH)

Power window motor (Front: LH)

<Vehicles for Argentina>

Power window motor (Front: LH)

<Vehicles for South Africa and Hong Kong>

Power window main switch

Tweeter (LH)

Remote controlled mirror (LH)

Front door speaker (LH)

Door lamp (Front: LH)

Power window motor (Rear: LH)

<Vehicles for Argentina, South Africa and Hong Kong>

Rear speaker (LH)

H-12 (6-B)

H-13 (7)

H-14 (2)

H-15 (8)

H-16 (6-B)

(6)

H-17 (3-B)

H-18 (6-B)

H-19 (8)

H-20 (2-B)

Door lock actuator (Rear: LH)

Remote controlled mirror (RH)

Tweeter (RH)

Power window sub switch (Front: RH)

<Except for Taiwan>

Power window motor (Front: RH)

<Vehicles for Argentina>

Power window motor (Front: RH)

<Vehicles for South Africa and Hong Kong>

Door lock key cylinder switch (RH)

<L.H. drive vehicles>

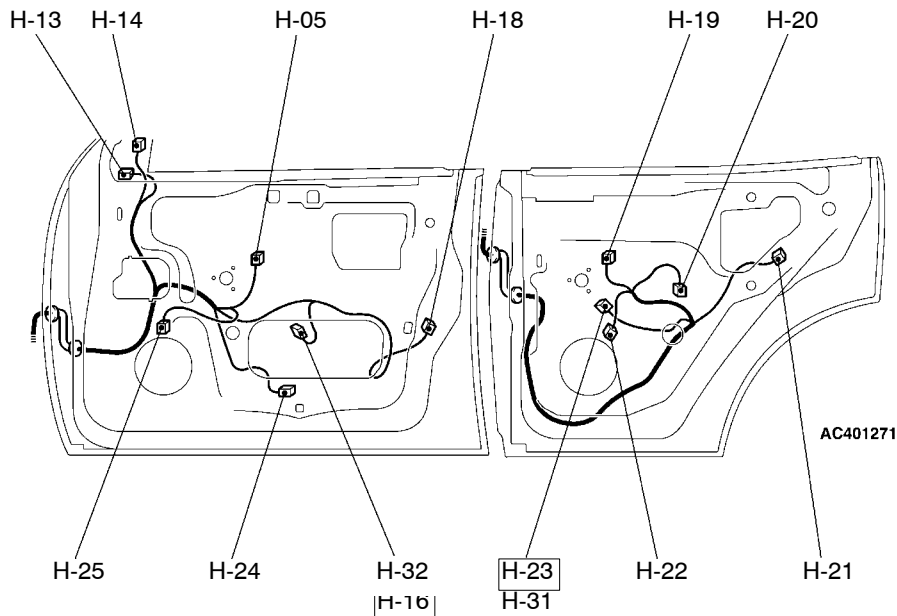
Door lock actuator (Front: RH)

Power window sub switch (Rear: RH)

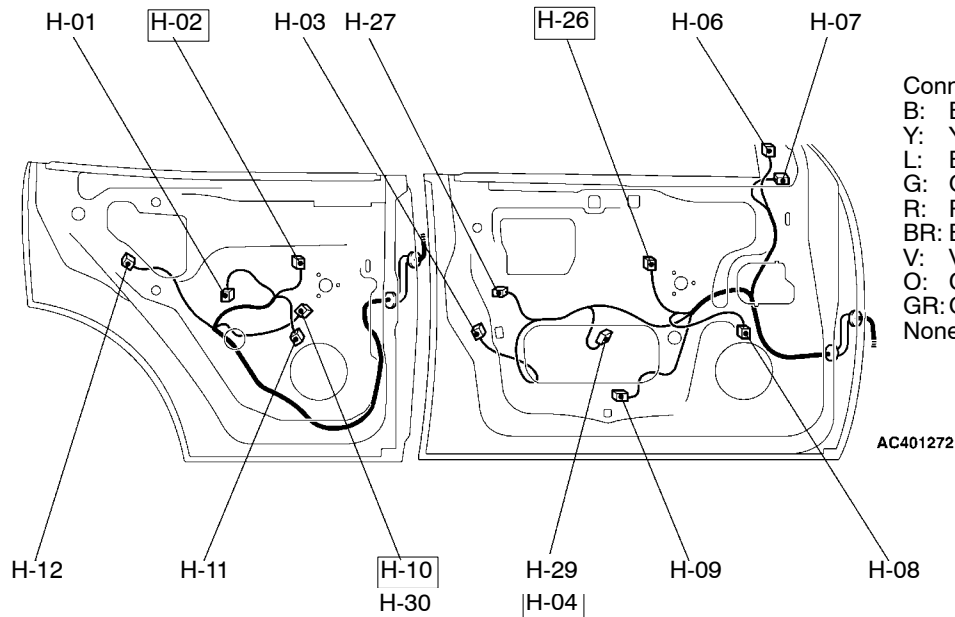
Door lamp (Rear: RH)

<R.H. drive vehicles>

Driver's side



Passenger's side



Connector colour code
 B: Black
 Y: Yellow
 L: Blue
 G: Green
 R: Red
 BR: Brown
 V: Violet
 O: Orange
 GR: Gray
 None: Milk white

- H-21 (6-B) Door lock actuator (Rear: RH)
 H-22 (2) Rear speaker (RH)
 H-23 (6-B) Power window motor (Rear: RH)
 <Vehicles for Argentina, South Africa and Hong Kong>
 H-24 (2-B) Door lamp (Front: RH)
 H-25 (2) Front door speaker (RH)
 H-26 (8) Power window sub switch (Front: LH)
 H-27 (3-B) Door lock key cylinder switch (LH)
 <Vehicles for Taiwan and R.H. drive vehicles>
 H-28 (4) Power window sub switch (Front: RH)
 <Vehicles for Taiwan>
 H-29 (2-B) Power window motor (Front: LH)
 <Except for Argentina, South Africa and Hong Kong>

- H-30 (2-B) Power window motor (Rear: LH)
 <Except for Argentina, South Africa and Hong Kong>
 H-31 (2-B) Power window motor (Rear: RH)
 <Except for Argentina, South Africa and Hong Kong>
 H-32 (2-B) Power window motor (Front: RH)
 <Except for Argentina, South Africa and Hong Kong>
 H-35 (1-B) No connection <Vehicles for Taiwan>

NOTE

Connector numbers enclosed by a box mean connectors which have been changed and added.