

PAJERO

ELECTRICAL WIRING SUPPLEMENT

FOREWORD

This publication contains information on major changes which have occurred as a result of modifications for the year model PAJERO. It contains only additions and changes to the original issue. For detailed information on inspection of the electrical system components, you should refer to the following publications as well as this manual if necessary.

Note that some wiring harness configuration diagrams and circuit diagrams are compilation diagrams containing information for different vehicle specifications, and actual diagrams may not be identical to those shown in this manual.

TECHNICAL INFORMATION MANUAL

PYJE0002
PYJE0002-1

WORKSHOP MANUAL ENGINE GROUP

PWEE□□□□
(Looseleaf edition)

CHASSIS GROUP

PWJE0005
PWJE0005-1
PWJE0005-2
PWJE0005-3

ELECTRICAL WIRING

PHJE0005
PHJE0005-1
PHJE0005-2
PHJE0005-3
PHJE0005-4
PHJE0005-5

BODY REPAIR MANUAL

PBJE0001

PARTS CATALOGUE

B803H204A□
B803H404A□
BNB3H604A□
BFA3H604A□

All information, illustrations and product descriptions contained in this manual are current as at the time of publication. We, however, reserve the right to make changes at any time without prior notice or obligation.



"GDI" is a registered mark of Mitsubishi Motors Corporation.

GROUP INDEX

GENERAL

0

**WIRING HARNESS
CONFIGURATION DIAGRAMS** ...

1

**SINGLE PART INSTALLATION
POSITION**

2

CIRCUIT DIAGRAMS

3

WARNINGS REGARDING SERVICING OF SUPPLEMENTAL RESTRAINT SYSTEM (SRS) EQUIPPED VEHICLE

WARNING!

1. Improper service or maintenance of any component of the SRS or any SRS-related component, can lead to personal injury or death to service personnel (from inadvertent firing of the air bag) or to the driver and passenger (from rendering the SRS inoperative).
2. SRS components should not be subjected to heat over the temperature below, so remove the SRS-ECU, air bag module (driver's side and front passenger's side), clock spring and seatbelt with pre-tensioner before drying or baking the vehicle after painting.
 - Over 93 °C: SRS-ECU, air bag module (driver's side and front passenger's side), clock spring
 - Over 90 °C: Seatbelt with pre-tensioner
3. Service or maintenance of any SRS component or SRS-related component must be performed only at an authorized MITSUBISHI dealer.
4. MITSUBISHI dealer personnel must thoroughly review the chassis Workshop Manual, and especially its GROUP 52B – Supplemental Restraint System (SRS), before beginning any service or maintenance of any component of the SRS or any SRS-related component.

HOW TO USE THIS MANUAL

CONTENTS

The preceding page contains GROUP INDEX that lists the group title and group number.

PAGE NUMBERS

All page numbers consist of two sets of digits separated by a dash. The digits preceding the dash identify the number of the group. The digits following the dash represent the consecutive page number within the group. The page number can be found on the top left or right of each page.

INDICATION OF DESTINATION

General Export, Australia and New Zealand used for convenience to indicate destination.

NOTE

1. "General Export" means territories other than Europe, Australia, New Zealand, the U.S.A. and Canada.
2. "GCC" indicates a classification within the models for General Export category: models for countries that are members of the (Persian) Gulf Cooperation Council of nations.
3. In some instances, vehicles with other specifications may be shipped to some countries.

GENERAL

CONTENTS

MODELS 2

OUTLINE OF CHANGES

Wiring harness configuration diagrams 6

Single part installation position 7

Circuit diagrams 8

TABLE OF CIRCUIT DIAGRAMS 16

MODELS

VEHICLES FOR GENERAL EXPORT

(Except BRAZIL, TAIWAN, HONG KONG, SOUTH AFRICA and ARGENTINA)

<Short wheelbase>

Model code		Engine model	Transmission model	Fuel supply system
V66W	MNDFL/R	4M40 Intercooler Turbo-charger (2,835 mL)	V5M31 <5M/T>	Injection
	MNXFL			
V63W	MRXVL	6G72-SOHC (2,972 mL)	V4A51 <4A/T>	MPI
V67W	MYXVL	6G75-SOHC (3,828 mL)	V5A51 <5A/T>	
	MYXVQL			

<Long wheelbase>

Model code		Engine model	Transmission model	Fuel supply system
V76W	LNDFL/R	4M40 Intercooler Turbo-charger (2,835 mL)	V5M31 <5M/T>	Injection
	LNHFL/R			
	LNXFL/R			
	LRXFL/R		V4A51 <4A/T>	
	LNDFQL		V5M31 <5M/T>	
	LNHFQL/R		V4A51 <4A/T>	
	LNXFQL			
	LRXFQL			
V73W	LNDVL/R	6G72-SOHC (2,972 mL)	V5M31 <5M/T>	MPI
	LNHVL/R			
	LNXVL			
	LRXVL/R		V4A51 <4A/T>	
	LNDVQL		V5M31 <5M/T>	
	LNHVQR		V4A51 <4A/T>	
	LNXVQL			
	LRXVQL/R			
V75W	LNXLVL/R	6G74-SOHC (3,496 mL)	V5M31 <5M/T>	GDI
	LNXVQL			
	LYXCQR	6G74 GDI (3,496 mL)	V5A51 <5A/T>	
V77W	LYXVL/R	6G75-SOHC (3,828 mL)		MPI
	LYXVQL			

Model code		Engine model	Transmission model	Fuel supply system
V78W	LNXFQL	4M41-DOHC Intercooler Turbocharger (3,200 mL)	V5M31 <5M/T>	Electronically-con- trolled high pressure fuel distribution
	LYXFQL/R		V5A51 <5A/T>	

(BRAZIL)**<Short wheelbase>**

Model code		Engine model	Transmission model	Fuel supply system
V67W	MYXVQL1B	6G75-SOHC (3,828 mL)	V5A51 <5A/T>	MPI

<Long wheelbase>

Model code		Engine model	Transmission model	Fuel supply system
V76W	LNXFQL1B	4M40 Intercooler Turbo- charger (2,835 mL)	V5M31 <5M/T>	Injection
	LRXFQL1B		V4A51 <4A/T>	
V77W	LYXVQL1B	6G75-SOHC (3,828 mL)	V5A51 <5A/T>	MPI
V78W	LNXFQL1B	4M41-DOHC Intercooler Turbocharger (3,200 mL)	V5M31 <5M/T>	Electronically-con- trolled high pressure fuel distribution
	LYXFQL1B		V5A51 <5A/T>	

(TAIWAN)**<Long wheelbase>**

Model code		Engine model	Transmission model	Fuel supply system
V77W	LYXVQL1Q	6G75-SOHC (3,828 mL)	V5A51 <5A/T>	MPI

(HONG KONG)**<Long wheelbase>**

Model code		Engine model	Transmission model	Fuel supply system
V73W	LNDVQR1D	6G72-SOHC (2,972 mL)	V5M31 <5M/T>	MPI
	LRUVQR1D		V4A51 <4A/T>	
V75W	LYXCQR1D	6G74 GDI (3,496 mL)	V5A51 <5A/T>	GDI

(SOUTH AFRICA)**<Short wheelbase>**

Model code		Engine model	Transmission model	Fuel supply system
V68W	MNXFR6S	4M41-DOHC Intercooler Turbocharger (3,200 mL)	V5M31 <5M/T>	Electronically-con- trolled high pressure fuel distribution
	MYXFR6S		V5A51 <5A/T>	
V67W	MYXVR6S	6G75-SOHC (3,828 mL)		MPI

<Long wheelbase>

Model code		Engine model	Transmission model	Fuel supply system
V78W	LNFR6S	4M41-DOHC Intercooler Turbocharger (3,200 mL)	V5M31 <5M/T>	Electronically-con- trolled high pressure fuel distribution
	LYFR6S		V5A51 <5A/T>	
V75W	LNVR6S	6G74-SOHC (3,496 mL)	V5M31 <5M/T>	MPI
V77W	LYVR6S	6G75-SOHC (3,828 mL)	V5A51 <5A/T>	

(ARGENTINA)

<Long wheelbase>

Model code		Engine model	Transmission model	Fuel supply system
V76W	LNFL6A	4M40 Intercooler Turbo- charger (2,835 mL)	V5M31 <5M/T>	Injection
V78W	LNFL6A	4M41-DOHC Intercooler Turbocharger (3,200 mL)		Electronically-con- trolled high pressure fuel distribution

VEHICLES FOR GCC

<Short wheelbase>

Model code		Engine model	Transmission model	Fuel supply system
V63W	MRXVLW	6G72-SOHC (2,972 mL)	V4A51 <4A/T>	MPI
V65W	MNDVLW	6G74-SOHC (3,496 mL)	V5M31 <5M/T>	
V67W	MYXVLW	6G75-SOHC (3,828 mL)	V5A51 <5A/T>	

<Long wheelbase>

Model code		Engine model	Transmission model	Fuel supply system
V73W	LNDVLW	6G72-SOHC (2,972 mL)	V5M31 <5M/T>	MPI
	LRDVLW		V4A51 <4A/T>	
	LNXLW		V5M31 <5M/T>	
	LRXLW		V4A51 <4A/T>	
V75W	LNDVLW	6G74-SOHC (3,496 mL)	V5M31 <5M/T>	
	LNXLW		V5A51 <5A/T>	
	LYXLW			
V77W	LYXLW	6G75-SOHC (3,828 mL)		

VEHICLES FOR AUSTRALIA

<Long wheelbase>

[Main Index](#)
[Group TOC](#)

Model code		Engine model	Transmission model	Fuel supply system
V78W	LNHFR8	4M41-DOHC Intercooler Turbocharger (3,200 mL)	V5M31 <5M/T>	Electronically-con- trolled high pressure fuel distribution
	LYHFR8		V5A51 <5A/T>	
	LNXFR8		V5M31 <5M/T>	
	LYXFR8		V5A51 <5A/T>	
	LNPFR8		V5M31 <5M/T>	
	LYPFR8		V5A51 <5A/T>	
V75W	LNHVR8	6G74-SOHC (3,496 mL)	V5M31 <5M/T>	MPI
	LNXVR8			
V77W	LYHVR8	6G75-SOHC (3,828 mL)	V5A51 <5A/T>	
	LYXVR8			
	LYPVR8			

OUTLINE OF CHANGES

WIRING HARNESS CONFIGURATION DIAGRAMS

Connector symbol	Name		Reference page	Description of changes
B	ENGINE	4M41 <L.H. drive vehicles>	1-2	<ul style="list-style-type: none"> Due to the adoption of M-ASTC system, pressure sensor (B-61) has been added.
		6G72, 6G74-MPI <L.H. drive vehicles>	–	<ul style="list-style-type: none"> Due to the change of alternator, the number of pins and the colour of alternator (B-58) connector have been changed from (2-B) to (4-GR).
		6G72, 6G74-MPI <R.H. drive vehicles>	–	
		6G75-MPI <L.H. drive vehicles>	1-4	<ul style="list-style-type: none"> Due to the adoption of 6G75 engine, a new configuration diagram has been established.
		6G75-MPI <R.H. drive vehicles>	1-8	
D	DASH PANEL	L.H. drive vehicles	1-12	<ul style="list-style-type: none"> Due to the change of speed alarm system, speed alarm-ECU (D-42) has been added. <Vehicles for GCC> Due to the adoption of 6G75 engine, engine-A/T-ECU (D-43, D-44, D-45, D-46, D-47) has been added. Due to the adoption of 6G75 engine, it has been added as a vehicle model using accelerator pedal position sensor (D-135). Due to the change of engine-ECU of 6G72-M/T and 6G74-M/T, engine-ECU (D-110, D-111, D-112, D-113) has been used for only 4M41 engine. The connector numbers of engine-ECU of 6G72-M/T and 6G74-M/T have been changed to (D-119, D-120, D-121, D-122). Due to the adoption of M-ASTC system, steering wheel sensor (D-227) has been added. Due to the change of heated seat system, heated seat relay (D-228) has been added.
		R.H. drive vehicles	1-18	<ul style="list-style-type: none"> Due to the adoption of 6G75 engine, engine-A/T-ECU (D-43, D-44, D-45, D-46, D-47) has been added. Due to the adoption of 6G75 engine, it has been added as a vehicle model using accelerator pedal position sensor (D-135). Due to the change of engine-ECU of 6G72-M/T and 6G74-M/T, engine-ECU (D-110, D-111, D-112, D-113) has been used for only 4M41 engine. The connector numbers of engine-ECU of 6G72-M/T and 6G74-M/T have been changed to (D-119, D-120, D-121, D-122). <Except vehicles for Hong Kong> Due to the change of heated seat system, heated seat relay (D-228) has been added.

Connector symbol	Name		Reference page	Description of changes
E	FLOOR CONSOLE	L.H. drive vehicles	1-24	<ul style="list-style-type: none"> Due to the adoption of M-ASTC system, G and yaw rate sensor (E-27), active stability control switch (E-28) and M-ASTC-ECU (E-124, E-125, E-126) have been added. Due to the abolition of part time 4WD system, 4WD indicator-ECU (E-104) has been deleted.
F	FRONT FLOOR AND ROOF	Long wheelbase models <R.H. drive vehicles>	1-28	<ul style="list-style-type: none"> Due to the adoption of seat belt pre-tensioner, seat belt pre-tensioner (LH) (F-36) has been added and the name of connector (F-37) has been changed from no connection to seat belt pre-tensioner (RH).
H	DOOR	Long wheelbase models	1-30	<ul style="list-style-type: none"> Power window motor (H-04, H-10, H-16, H-23) has been added to vehicles for Argentina, South Africa and Hong Kong. Power window motor (H-29, H-30, H-31, H-32) has been added to vehicles except for Argentina, South Africa and Hong Kong.

SINGLE PART INSTALLATION POSITION

Location of changes	Reference page	Description of changes
SENSOR	2-2	<ul style="list-style-type: none"> Due to the adoption of 6G75 engine, the following sensors have been added. <ul style="list-style-type: none"> Camshaft position sensor Detonation sensor <Vehicles for Taiwan> Engine coolant temperature sensor Manifold differential pressure sensor <Vehicles for Taiwan> Throttle position sensor
RELAY	2-3	<ul style="list-style-type: none"> Due to the change of heated seat system, heated seat relay has been added.
ECU	2-3	<ul style="list-style-type: none"> Due to the change of speed alarm system, speed alarm-ECU has been added. <Vehicles for GCC>
EARTH	2-3	<ul style="list-style-type: none"> Due to the adoption of 6G75 engine, earth No.11 and 12 have been added.
EARTH CABLE	2-4	<ul style="list-style-type: none"> Due to the adoption of 6G75 engine, earth cable has been added.
SOLENOID VALVE	2-4	<ul style="list-style-type: none"> Due to the adoption of 6G75 engine, the following solenoid valves have been added. <ul style="list-style-type: none"> EGR solenoid valve <Except vehicles for Taiwan> Intake manifold tuning solenoid valve Purge control solenoid valve <Vehicles with catalytic converter>

CIRCUIT DIAGRAMS

Main circuit	Sub title	Reference page	Description of changes
CENTRALIZED JUNCTION	Dedicated fuse	–	<ul style="list-style-type: none"> The rated capacity of dedicated fuse No.7 has been changed from 10A to 15A.
POWER DISTRIBUTION SYSTEM	Diesel <L.H. drive vehicles>	–	
	Diesel <R.H. drive vehicles>	–	
	Petrol <L.H. drive vehicles>	–	
	Petrol <R.H. drive vehicles>	–	
IGNITION SYSTEM	6G72, 6G74-MPI	3-4	<ul style="list-style-type: none"> Due to the change of MPI-engine categorization, a new circuit diagram has been established.
	6G75-MPI	3-6	
CHARGING SYSTEM	MPI	3-8	<ul style="list-style-type: none"> Due to the change of alternator, the terminal No. and the connector shape have been changed.
ENGINE CONTROL SYSTEM	4M41 <R.H. drive vehicles>	–	<ul style="list-style-type: none"> The rated capacity of dedicated fuse No.7 has been changed from 10A to 15A.
	MPI-M/T <Vehicles for Hong Kong>	–	
	MPI-A/T <Vehicles for Hong Kong>	–	
	GDI <R.H. drive vehicles>	–	
	6G75-MPI <L.H. drive vehicles for Taiwan>	3-9	<ul style="list-style-type: none"> Due to the adoption of 6G75 engine, a new circuit diagram has been established.
	6G75-MPI <L.H. drive vehicles (Except for Taiwan)>	3-24	
	6G75-MPI <R.H. drive vehicles>	3-37	
	6G72, 6G74-MPI <L.H. drive vehicles>	3-50	<ul style="list-style-type: none"> Due to the change of engine-ECU of 6G72-M/T <Except vehicles for Hong Kong> and 6G74-M/T, a new circuit diagram has been established.
	6G72, 6G74-MPI <R.H. drive vehicles (Except for Hong Kong)>	3-60	
	4M41 <L.H. drive vehicles>	3-70	<ul style="list-style-type: none"> Due to the adoption of M-ASTC system, the diagnosis circuit has been added. The terminal No.53 and 59 circuits of engine-ECU have been abolished. The rated capacity of dedicated fuse No.7 has been changed from 10A to 15A.
INVECS-II 4A/T	4M40 <L.H. drive vehicles with sport mode>	3-82	<ul style="list-style-type: none"> Due to the adoption of sport mode A/T, a new circuit diagram has been established.
	4M40 <R.H. drive vehicles with sport mode>	3-90	
	MPI <L.H. drive vehicles with sport mode>	–	<ul style="list-style-type: none"> The rated capacity of dedicated fuse No.7 has been changed from 10A to 15A.
	MPI <R.H. drive vehicles with sport mode>	–	

Main circuit	Sub title	Reference page	Description of changes
INVECS-II 5A/T	4M41 <R.H. drive vehicles>	–	<ul style="list-style-type: none"> The rated capacity of dedicated fuse No.7 has been changed from 10A to 15A.
	GDI <R.H. drive vehicles>	–	
	4M41 <L.H. drive vehicles>	3-98	<ul style="list-style-type: none"> Due to the adoption of M-ASTC system, the diagnosis circuit has been added. The terminal No.53 and 59 circuits of engine-ECU have been abolished. The rated capacity of dedicated fuse No.7 has been changed from 10A to 15A.
	6G74-MPI <L.H. drive vehicles>	3-107	
	6G75-MPI <L.H. drive vehicles for Taiwan>	3-116	
	6G75-MPI <L.H. drive vehicles (Except for Taiwan)>	3-126	
	6G75-MPI <R.H. drive vehicles>	3-135	<ul style="list-style-type: none"> Due to the change of MPI-engine categorization, a new circuit diagram has been established.
HEADLAMP	L.H. drive vehicles–discharge type	–	
	R.H. drive vehicles–discharge type	–	<ul style="list-style-type: none"> The rated capacity of dedicated fuse No.7 has been changed from 10A to 15A.
	L.H. drive vehicles–halogen type	–	
	R.H. drive vehicles–halogen type	–	
TAIL LAMP, POSITION LAMP, LICENCE PLATE LAMP AND LIGHTING MONITOR BUZZER	L.H. drive vehicles <Except for Brazil and Argentina>	–	
	L.H. drive vehicles for Brazil and Argentina	–	
	R.H. drive vehicles for Australia and South Africa	–	
	R.H. drive vehicles <Except for Australia and South Africa>	–	
FRONT FOG LAMP	L.H. drive vehicles	–	
	R.H. drive vehicles	–	
REAR FOG LAMP	Vehicles for Brazil and Argentina	–	
	Vehicles for Australia and South Africa	–	
ROOM LAMP, REAR PERSONAL LAMP AND LUGGAGE COMPARTMENT LAMP	Short wheelbase models <L.H. drive vehicles>	–	
	Short wheelbase models <R.H. drive vehicles>	–	

Main circuit	Sub title	Reference page	Description of changes
ROOM LAMP, REAR PERSONAL LAMP AND LUGGAGE COMPARTMENT LAMP	Long wheelbase models <L.H. drive vehicles>	–	<ul style="list-style-type: none"> The rated capacity of dedicated fuse No.7 has been changed from 10A to 15A.
	Long wheelbase models <R.H. drive vehicles>	–	
DOOR LAMP	L.H. drive vehicles	–	
	R.H. drive vehicles	–	
VANITY MIRROR LAMP	L.H. drive vehicles	–	
	R.H. drive vehicles	–	
IGNITION KEY CYLINDER ILLUMINATION LAMP	L.H. drive vehicles	–	
	R.H. drive vehicles	–	
SIDE STEP LAMP	L.H. drive vehicles	–	
	R.H. drive vehicles	–	
HEADLAMP LEVELING SYSTEM	L.H. drive vehicles	–	
	R.H. drive vehicles	–	
TURN-SIGNAL LAMP AND HAZARD WARNING LAMP	L.H. drive vehicles <Except for Brazil and Argentina >	–	
	L.H. drive vehicles for Brazil and Argentina	–	
	R.H. drive vehicles <Except for Australia and South Africa>	–	
	R.H. drive vehicles for Australia and South Africa	–	
BACK-UP LAMP	R.H. drive vehicles with back-up warning buzzer	–	
METER AND GAUGE	R.H. drive vehicles	3-144	<ul style="list-style-type: none"> Due to the adoption of 6G75 engine, the contents of 6G75 engine have been added. The rated capacity of dedicated fuse No.7 has been changed from 10A to 15A.
	L.H. drive vehicles <Except for GCC>	3-148	
	L.H. drive vehicles for GCC	3-152	

Main circuit	Sub title	Reference page	Description of changes
FUEL WARNING LAMP	L.H. drive vehicles	–	<ul style="list-style-type: none"> The rated capacity of dedicated fuse No.7 has been changed from 10A to 15A.
	R.H. drive vehicles	–	
SEAT BELT WARNING LAMP	Vehicles for Taiwan	–	
	Vehicles for Australia	–	
POWER WINDOWS	Short wheelbase models <L.H. drive vehicles>	–	<ul style="list-style-type: none"> The rated capacity of dedicated fuse No.7 has been changed from 10A to 15A.
	Short wheelbase models <R.H. drive vehicles (Except for Hong Kong and South Africa)>	–	
	Short wheelbase models <Vehicles for South Africa>	–	
	Long wheelbase models <L.H. drive vehicles for Argentina>	–	
	Long wheelbase models <R.H. drive vehicles for Hong Kong and South Africa>	–	
	Long wheelbase models <L.H. drive vehicles (Except for Argentina)>	3-156	<ul style="list-style-type: none"> The rated capacity of dedicated fuse No.7 has been changed from 10A to 15A. Due to the change of power window motor, the terminal No. and the connector shape have been changed.
	Long wheelbase models <R.H. drive vehicles (Except for Hong Kong and South Africa)>	3-160	
CENTRAL DOOR LOCKING SYSTEM AND FORGOTTEN KEY PREVENTION FUNCTION	L.H. drive vehicles without keyless entry system	–	<ul style="list-style-type: none"> The rated capacity of dedicated fuse No.7 has been changed from 10A to 15A.
	L.H. drive vehicles with keyless entry system <Except for Taiwan>	–	
	L.H. drive vehicles with keyless entry system for Taiwan	–	
	R.H. drive vehicles without keyless entry system	–	
	R.H. drive vehicles with keyless entry system	–	
PTC HEATER AND HEATER IDLE UP	4M41 <L.H. drive vehicles>	3-164	<ul style="list-style-type: none"> The circuit at coil side of PTC heater relay 2 has been changed.

Main circuit	Sub title	Reference page	Description of changes
SINGLE MANUAL AIR CONDITIONER	MPI <Vehicles for Taiwan>	3-166	<ul style="list-style-type: none"> Due to the adoption of 6G75 engine, the connector No. and the terminal No. of engine-A/T-ECU have been changed.
	MPI <L.H. drive vehicles (Except for Taiwan)>	3-171	<ul style="list-style-type: none"> Due to the adoption of 6G75 engine and the change of engine-ECU of 6G72-M/T <Except vehicles for Hong Kong> and 6G74-M/T, the connector No. and the terminal No. of engine-ECU and engine-A/T-ECU have been changed.
	MPI <R.H. drive vehicles>	3-176	
DUAL MANUAL AIR CONDITIONER	MPI <L.H. drive vehicles>	3-181	<ul style="list-style-type: none"> Due to the adoption of 6G75 engine and the change of engine-ECU of 6G72-M/T <Except vehicles for Hong Kong> and 6G74-M/T, the connector No. and the terminal No. of engine-ECU and engine-A/T-ECU have been changed.
	MPI <R.H. drive vehicles>	3-190	
SINGLE AUTOMATIC AIR CONDITIONER	4M40 <L.H. drive vehicles>	–	<ul style="list-style-type: none"> The rated capacity of dedicated fuse No.7 has been changed from 10A to 15A.
	4M40 <R.H. drive vehicles>	–	
	4M41 <Vehicles for South Africa>	–	
	MPI <L.H. drive vehicles>	3-200	<ul style="list-style-type: none"> Due to the adoption of 6G75 engine and the change of engine-ECU of 6G72-M/T and 6G74-M/T, the connector No. and the terminal No. of engine-ECU and engine-A/T-ECU have been changed. The rated capacity of dedicated fuse No.7 has been changed from 10A to 15A.
	MPI <R.H. drive vehicles>	3-206	<ul style="list-style-type: none"> Due to the adoption of 6G75 engine, the connector No. and the terminal No. of engine-A/T-ECU have been changed. The rated capacity of dedicated fuse No.7 has been changed from 10A to 15A.
DUAL AUTOMATIC AIR CONDITIONER	4M40 <L.H. drive vehicles>	–	<ul style="list-style-type: none"> The rated capacity of dedicated fuse No.7 has been changed from 10A to 15A.
	4M40 <R.H. drive vehicles>	–	
	4M41 <L.H. drive vehicles>	–	
	4M41 <R.H. drive vehicles>	–	
	GDI <R.H. drive vehicles>	–	
	MPI <L.H. drive vehicles>	3-212	<ul style="list-style-type: none"> Due to the adoption of 6G75 engine and the change of engine-ECU of 6G72-M/T <Except vehicles for Hong Kong> and 6G74-M/T, the connector No. and the terminal No. of engine-ECU and engine-A/T-ECU have been changed. The rated capacity of dedicated fuse No.7 has been changed from 10A to 15A.
	MPI <R.H. drive vehicles>	3-222	
WINDSHIELD WIPER AND WASHER	L.H. drive vehicles	–	<ul style="list-style-type: none"> The rated capacity of dedicated fuse No.7 has been changed from 10A to 15A.
	R.H. drive vehicles without vehicle-speed-dependent wiper	–	

Main circuit	Sub title	Reference page	Description of changes
	R.H. drive vehicles with vehicle-speed-dependent wiper	–	<ul style="list-style-type: none"> The rated capacity of dedicated fuse No.7 has been changed from 10A to 15A.
REAR WIPER AND WASHER	L.H. drive vehicles	–	
	R.H. drive vehicles	–	
ELECTRIC RETRACTABLE REMOTE-CONTROLLED MIRROR	L.H. drive vehicles	–	
	R.H. drive vehicles <Except for Hong Kong>	–	
	R.H. drive vehicles with automatic restore function	–	
HEADLAMP WASHER	L.H. drive vehicles	–	
	R.H. drive vehicles	–	
RADIO	L.H. drive vehicles	–	<ul style="list-style-type: none"> Due to the adoption of 6G75 engine, the contents of 6G75 engine have been added. Due to the change of engine-ECU of 6G72-M/T and 6G74-M/T, the connector No. and the terminal No. have been changed. The rated capacity of dedicated fuse No.7 has been changed from 10A to 15A.
	R.H. drive vehicles	–	
RADIO AND TAPE PLAYER	L.H. drive vehicles	–	
	R.H. drive vehicles	–	
CLOCK	–	–	
RV METER	L.H. drive vehicles	3-232	
	R.H. drive vehicles	3-236	
CENTER DISPLAY	Vehicles for South Africa	3-240	<ul style="list-style-type: none"> Due to the change of engine-ECU of 6G72-M/T and 6G74-M/T, the connector No. and the terminal No. have been changed. Due to the change of alternator, the terminal No. and the connector shape have been changed.
HBB, EBD, ABS AND M-ATC	L.H. drive vehicles	3-246	
	R.H. drive vehicles	3-255	<ul style="list-style-type: none"> Due to the adoption of M-ASTC system, a new circuit diagram has been established. Due to the adoption of 6G75 engine, the contents of 6G75 engine have been added. The rated capacity of dedicated fuse No.7 has been changed from 10A to 15A. Due to the change of alternator, the terminal No. and the connector shape have been changed.
HBB, EBD, ABS AND M-ASTC	L.H. drive vehicles	3-264	
	R.H. drive vehicles	3-274	

Main circuit	Sub title	Reference page	Description of changes
AUTO-CRUISE CONTROL SYSTEM	4M41 <Vehicles for Argentina>	–	<ul style="list-style-type: none"> The rated capacity of dedicated fuse No.7 has been changed from 10A to 15A.
	4M41 <R.H. drive vehicles>	–	
	GDI<R.H. drive vehicles>	–	
	6G72, 6G74-MPI <L.H. drive vehicles>	3-284	<ul style="list-style-type: none"> Due to the change of MPI-engine categorization, a new circuit diagram has been established.
	6G72, 6G74-MPI <R.H. drive vehicles>	3-290	
	6G75-MPI <L.H. drive vehicles>	3-296	
	6G75-MPI <R.H. drive vehicles>	3-301	
SUPER SELECT 4WD II SYSTEM	L.H. drive vehicles	3-306	<ul style="list-style-type: none"> Due to the adoption of M-ASTC system, the contents of M-ASTC have been added. Due to the adoption of 6G75 engine, the contents of 6G75 engine have been added. Due to the change of engine-ECU of 6G72-M/T and 6G74-M/T, the connector No. and the terminal No. have been changed. The rated capacity of dedicated fuse No.7 has been changed from 10A to 15A.
	R.H. drive vehicles	3-315	<ul style="list-style-type: none"> Due to the adoption of 6G75 engine, the contents of 6G75 engine have been added. Due to the change of engine-ECU of 6G72-M/T <Except vehicles for Hong Kong> and 6G74-M/T, the connector No. and the terminal No. have been changed. The rated capacity of dedicated fuse No.7 has been changed from 10A to 15A.
SUPPLEMENTAL RESTRAINT SYSTEM (SRS)	R.H. drive vehicles	3-324	<ul style="list-style-type: none"> Due to the adoption of seat belt pre-tensioner, the circuit has been added.
SUNROOF	L.H. drive vehicles	–	<ul style="list-style-type: none"> The rated capacity of dedicated fuse No.7 has been changed from 10A to 15A.
	R.H. drive vehicles	–	
IGNITION KEY REMINDER BUZZER	Vehicles for GCC and Taiwan	–	
	Vehicles for Hong Kong	–	
THEFT-ALARM SYSTEM	Vehicles for Taiwan	–	
HEATED SEAT	L.H. drive vehicles	3-328	<ul style="list-style-type: none"> Due to the change of heated seat system, the circuit diagram has been changed.
	Vehicles for Hong Kong and South Africa	3-331	
SPEED ALARM BUZZER	Vehicles for GCC	3-334	<ul style="list-style-type: none"> Due to the adoption of speed alarm ECU, a new circuit diagram has been established.

Main circuit	Sub title	Reference page	Description of changes
IMMOBILIZER SYSTEM	MPI <R.H. drive vehicles>	3-336	<ul style="list-style-type: none">Due to the adoption of 6G75 engine and the change of engine-ECU of 6G72-M/T and 6G74-M/T, the connector No. and the terminal No. of engine-ECU and engine-A/T-ECU have been changed.
	Petrol-powered vehicles for GCC	3-338	
	Petrol-powered vehicles for Taiwan	3-340	<ul style="list-style-type: none">Due to the adoption of 6G75 engine, the circuit has been changed.The rated capacity of dedicated fuse No.7 has been changed from 10A to 15A.

TABLE OF CIRCUIT DIAGRAMS

This table of circuit diagrams indicates those circuits in which changes and/or additions, etc. have been made; the circuits are here listed in the sequence in which they are presented in the wiring diagrams. Please use this table for reference when following maintenance or repair procedures.

NOTE

1. A (Added) : This circuit has been newly added.
2. R (Revised) : This circuit has been changed.
3. D (Deleted) : This circuit has been deleted.
4. I (Included) : This circuit is included in the basic manual.
5. N (Not applicable) : This circuit is not applicable.
6. P (Previous manual) : This circuit is not included, because it has not been changed.
Refer to the previous manual(s).

Main circuit	Circuit classifications	Previous manual: Pub. No. PHJE0005 (Basic)	Previous manual: Pub. No. PHJE0005-1 (Supplement)	
J/B	–	I	P	1
J/C	L.H. drive vehicles	I	R	2
	R.H. drive vehicles	I	P	3
CENTRALIZED JUNCTION	–	I	R	4
POWER DISTRIBUTION SYSTEM	Diesel <L.H. drive vehicles>	I	R	5
	Diesel <R.H. drive vehicles>	I	P	6
	Petrol <L.H. drive vehicles>	I	N	7
	Petrol <R.H. drive vehicles>	I	N	8
STARTING SYSTEM	4M40	I	N	9
	4M41	I	P	10
	Petrol	I	N	11
IGNITION SYSTEM	MPI	I	N	12
	GDI <Vehicles for Hong Kong>	I	N	13
	GDI	N	N	14
	6G72, 6G74-MPI	N	N	15
	6G75-MPI	N	N	16
CHARGING SYSTEM	Diesel	I	P	17
	MPI	I	N	18
	GDI <Vehicles for Hong Kong>	I	N	19
	GDI	N	N	20
GLOW SYSTEM	–	I	P	21

7. *1 : Indicates that <without sport mode> has been added to the classification.
 8. *2 : Indicates that Argentina has been added to the circuit classification.
 9. *3 : Indicates that the circuit designations have been changed from 4M41
 <Vehicles for South Africa> to 4M41 <R.H. drive vehicles>.

	Previous manu- al: Pub. No. PHJE0005-2 (Supplement)	Previous manu- al: Pub. No. PHJE0005-3 (Supplement)	Previous manu- al: Pub. No. PHJE0005-4 (Supplement)	Previous manual: Pub. No. PHJE0005-5 (Supplement)		This manual: Pub. No. PHJE0005-6 (Supplement)
				'02 MY <Hong Kong-6G72>	'03 MY	
1	P	P	P	P		P
2	R	R	N	N	R	P
3	N	R	P	P	R	P
4	R	P	P	P	R	P
5	R	P	N	N	R	P
6	N	P	P	N	R	P
7	N	P	N	N	R	P
8	N	P	N	P	R	P
9	P	P	N	N	P	P
10	P	P	P	N	P	P
11	N	P	N	P		P
12	N	P	N	R		D
13	N	P	P	N	D	N
14	N	N	N	N	A	P
15	N	N	N	N		A
16	N	N	N	N		A
17	P	R	P	N	P	P
18	N	P	N	P		R
19	N	P	P	N	D	N
20	N	N	N	N	A	P
21	P	P	P	N	P	P

Main circuit	Circuit classifications	Previous manual: Pub. No. PHJE0005 (Basic)	Previous manual: Pub. No. PHJE0005-1 (Supplement)	
ENGINE CONTROL SYSTEM	4M40 <L.H. drive vehicles without EGR>	I	N	1
	4M40 <L.H. drive vehicles with EGR>	I	N	2
	4M40 <R.H. drive vehicles without EGR>	I	N	3
	4M40 <R.H. drive vehicles with EGR>	I	N	4
	4M41 <L.H. drive vehicles>	N	A	5
	4M41 <R.H. drive vehicles (Except for South Africa)>	N	A	6
	4M41 <Vehicles for South Africa>	I	N	7
	4M41 <R.H. drive vehicles>	N	N	8
	MPI-M/T <L.H. drive vehicles>	I	N	9
	MPI-M/T <R.H. drive vehicles>	I	N	10
	MPI-M/T <Vehicles for Hong Kong>	N	N	11
	MPI-A/T <L.H. drive vehicles (Except for Taiwan)>	I	N	12
	MPI-A/T <L.H. drive vehicles for Taiwan>	I	N	13
	MPI-A/T <R.H. drive vehicles>	I	N	14
	MPI-A/T <Vehicles for Hong Kong>	N	N	15
	GDI <Vehicles for Hong Kong>	I	N	16
	GDI <R.H. drive vehicles>	N	N	17
	6G72, 6G74-MPI <L.H. drive vehicles>	N	N	18
	6G72, 6G74-MPI <R.H. drive vehicles (Except for Hong Kong)>	N	N	19
	6G75-MPI <L.H. drive vehicles for Taiwan>	N	N	20
	6G75-MPI <L.H. drive vehicles (Except for Taiwan)>	N	N	21
	6G75-MPI <R.H. drive vehicles>	N	N	22
ELC-4A/T	4M40 <L.H. drive vehicles>	I	N	23
	4M40 <R.H. drive vehicles>	I	N	24

	Previous manual: Pub. No. PHJE0005-2 (Supplement)	Previous manual: Pub. No. PHJE0005-3 (Supplement)	Previous manual: Pub. No. PHJE0005-4 (Supplement)	Previous manual: Pub. No. PHJE0005-5 (Supplement)		This manual: Pub. No. PHJE0005-6 (Supplement)
				'02 MY <Hong Kong-6G72>	'03 MY	
1	N	P	N	N	P	P
2	P	P	N	N	P	P
3	N	P	N	N	P	P
4	N	P	N	N	P	P
5	A	R	N	N	P	R
6	N	D	N	N		N
7	N	D	N	N		N
8	N	A	R	N	R	P
9	N	R	N	N	P	D
10	N	R	N	N	P	D
11	N	N	N	A		P
12	N	R	N	N	P	D
13	N	R	N	N	R	D
14	N	R	N	N	P	D
15	N	N	N	A		P
16	N	R	N	N	D	N
17	N	N	N	N	A	P
18	N	N	N	N		A
19	N	N	N	N		A
20	N	N	N	N		A
21	N	N	N	N		A
22	N	N	N	N		A
23	N	R	N	N	P	D
24	N	R	N	N	P	D

Main circuit	Circuit classifications	Previous manual: Pub. No. PHJE0005 (Basic)	Previous manual: Pub. No. PHJE0005-1 (Supplement)	
INVECS-II 4A/T	4M40 <L.H. drive vehicles with sport mode>	N	N	1
	4M40 <R.H. drive vehicles with sport mode>	N	N	2
	MPI <L.H. drive vehicles without sport mode>*1	I	N	3
	MPI <L.H. drive vehicles with sport mode>	N	N	4
	MPI <R.H. drive vehicles without sport mode>*1	I	N	5
	MPI <R.H. drive vehicles with sport mode>	N	N	6
INVECS-II 5A/T	4M41 <L.H. drive vehicles>	N	A	7
	4M41 <R.H. drive vehicles (Except for South Africa)>	N	A	8
	4M41 <Vehicles for South Africa>	I	N	9
	4M41 <R.H. drive vehicles>	N	N	10
	MPI <L.H. drive vehicles>	I	N	11
	MPI <R.H. drive vehicles>	I	N	12
	GDI <Vehicles for Hong Kong>	I	N	13
	GDI <R.H. drive vehicles>	N	N	14
	6G74-MPI <L.H. drive vehicles>	N	N	15
	6G75-MPI <L.H. drive vehicles for Taiwan>	N	N	16
	6G75-MPI <L.H. drive vehicles (Except for Taiwan)>	N	N	17
	6G75-MPI <R.H. drive vehicles>	N	N	18
HEADLAMP	L.H. drive vehicles	I	P	19
	R.H. drive vehicles <Except for Hong Kong>	I	P	20
	R.H. drive vehicles for Hong Kong	I	N	21

	Previous manual: Pub. No. PHJE0005-2 (Supplement)	Previous manual: Pub. No. PHJE0005-3 (Supplement)	Previous manual: Pub. No. PHJE0005-4 (Supplement)	Previous manual: Pub. No. PHJE0005-5 (Supplement)		This manual: Pub. No. PHJE0005-6 (Supplement)
				'02 MY <Hong Kong-6G72>	'03 MY	
1	N	N	N	N		A
2	N	N	N	N		A
3	N	R	N	N	P	D
4	N	A	N	N	P	P
5	N	R	N	R		D
6	N	A	N	N	P	P
7	A	R	N	N	P	R
8	N	D	N	N		N
9	N	D	N	N		N
10	N	A	R	N	R	P
11	N	R	N	N	R	D
12	N	R	N	N	P	D
13	N	R	N	N	D	N
14	N	N	N	N	A	P
15	N	N	N	N		A
16	N	N	N	N		A
17	N	N	N	N		A
18	N	N	N	N		A
19	P	P	N	N	D	N
20	N	P	P	D		N
21	N	P	N	D		N

Main circuit	Circuit classifications	Previous manual: Pub. No. PHJE0005 (Basic)	Previous manual: Pub. No. PHJE0005-1 (Supplement)	
HEADLAMP	L.H. drive vehicles-discharge type	N	N	1
	R.H. drive vehicles-discharge type <Except for Hong Kong>	N	N	2
	R.H. drive vehicles with discharge type for Hong Kong	N	N	3
	L.H. drive vehicles-halogen type	N	N	4
	R.H. drive vehicles-halogen type	N	N	5
	R.H. drive vehicles-discharge type	N	N	6
TAIL LAMP, POSITION LAMP, LICENCE PLATE LAMP AND LIGHTING MONITOR BUZZER	L.H. drive vehicles <Except for Brazil and Argentina>*2	I	P	7
	L.H. drive vehicles for Brazil and Argentina*2	I	N	8
	R.H. drive vehicles <Except for Australia, Hong Kong and South Africa>	I	P	9
	R.H. drive vehicles for Australia and South Africa	I	N	10
	R.H. drive vehicles for Hong Kong	I	N	11
	R.H. drive vehicles <Except for Australia and South Africa>	N	N	12
FRONT FOG LAMP	L.H. drive vehicles	I	P	13
	R.H. drive vehicles	I	P	14
REAR FOG LAMP	Vehicles for Brazil and Argentina*2	I	N	15
	Vehicles for Australia and South Africa	I	N	16
ROOM LAMP, REAR PERSONAL LAMP AND LUGGAGE COMPARTMENT LAMP	Short wheelbase models <L.H. drive vehicles>	I	N	17
	Short wheelbase models <R.H. drive vehicles>	I	N	18
	Long wheelbase models <L.H. drive vehicles>	I	P	19
	Long wheelbase models <R.H. drive vehicles>	I	P	20
DOOR LAMP	L.H. drive vehicles	I	P	21
	R.H. drive vehicles	I	P	22

	Previous manual: Pub. No. PHJE0005-2 (Supplement)	Previous manual: Pub. No. PHJE0005-3 (Supplement)	Previous manual: Pub. No. PHJE0005-4 (Supplement)	Previous manual: Pub. No. PHJE0005-5 (Supplement)		This manual: Pub. No. PHJE0005-6 (Supplement)
				'02 MY <Hong Kong-6G72>	'03 MY	
1	N	A	N	N	R	P
2	N	A	N	D		N
3	N	A	N	D		N
4	N	N	N	N	A	P
5	N	N	N	A		P
6	N	N	N	A		P
7	N	P	N	N	R	P
8	P	P	N	N	R	P
9	N	P	N	D		N
10	N	P	P	N	R	P
11	N	P	N	D		N
12	N	N	N	A		P
13	P	P	N	N	R	P
14	N	R	P	P	R	P
15	P	P	N	N	R	P
16	N	R	P	N	R	P
17	N	P	N	N	P	P
18	N	R	N	N	P	P
19	P	P	N	N	P	P
20	N	R	P	P		P
21	P	R	N	N	P	P
22	N	P	P	P		P

Main circuit	Circuit classifications	Previous manual: Pub. No. PHJE0005 (Basic)	Previous manual: Pub. No. PHJE0005-1 (Supplement)	
GLOVE BOX LAMP	–	I	N	1
VANITY MIRROR LAMP	L.H. drive vehicles	N	N	2
	R.H. drive vehicles	N	N	3
IGNITION KEY CYLINDER ILLUMINATION LAMP	L.H. drive vehicles	I	P	4
	R.H. drive vehicles	I	P	5
SIDE STEP LAMP	L.H. drive vehicles	N	N	6
	R.H. drive vehicles	N	N	7
HEADLAMP LEVELING SYSTEM	–	N	N	8
	L.H. drive vehicles	N	N	9
	R.H. drive vehicles	N	N	1
TURN-SIGNAL LAMP AND HAZARD WARNING LAMP	L.H. drive vehicles <Except for Brazil and Argentina>*2	I	P	11
	L.H. drive vehicles for Brazil and Argentina*2	I	N	12
	R.H. drive vehicles <Except for Australia and South Africa>	I	P	13
	R.H. drive vehicles for Australia and South Africa	I	N	14
STOP LAMP	L.H. drive vehicles <Except for Brazil and Argentina>*2	I	P	15
	L.H. drive vehicles for Brazil and Argentina*2	I	N	16
	R.H. drive vehicles <Except for Australia and South Africa>	I	P	17
	R.H. drive vehicles for Australia and South Africa	I	N	18
BACK-UP LAMP	L.H. drive vehicles	I	P	19
	R.H. drive vehicles <Except for Hong Kong>	I	P	20
	R.H. drive vehicles for Hong Kong	I	N	21

	Previous manual: Pub. No. PHJE0005-2 (Supplement)	Previous manual: Pub. No. PHJE0005-3 (Supplement)	Previous manual: Pub. No. PHJE0005-4 (Supplement)	Previous manual: Pub. No. PHJE0005-5 (Supplement)		This manual: Pub. No. PHJE0005-6 (Supplement)
				'02 MY <Hong Kong-6G72>	'03 MY	
1	P	P	N	P		P
2	N	A	N	N	P	P
3	N	A	P	P		P
4	P	P	N	N	P	P
5	N	P	P	P		P
6	N	N	N	N	A	P
7	N	N	N	N	A	P
8	A	D	N	N		N
9	N	A	N	N	R	P
10	N	A	N	P	R	P
11	N	R	N	N	R	P
12	P	R	N	N	R	P
13	N	P	N	P	R	P
14	N	P	P	N	R	P
15	N	P	N	N	R	P
16	P	P	N	N	P	P
17	N	P	N	P	R	P
18	N	P	P	N	P	P
19	P	P	N	N	R	P
20	N	P	P	D		N
21	N	P	N	D		N

Main circuit	Circuit classifications	Previous manual: Pub. No. PHJE0005 (Basic)	Previous manual: Pub. No. PHJE0005-1 (Supplement)	
BACK-UP LAMP	R.H. drive vehicles without back-up warning buzzer	N	N	1
	R.H. drive vehicles with back-up warning buzzer	N	N	2
HORN	–	I	P	3
METER AND GAUGE	L.H. drive vehicles <Except for GCC>	I	R	4
	L.H. drive vehicles for GCC	I	N	5
	R.H. drive vehicles	I	P	6
FUEL WARNING LAMP	L.H. drive vehicles	I	P	7
	R.H. drive vehicles	I	P	8
OIL PRESSURE WARNING LAMP	L.H. drive vehicles	I	R	9
	R.H. drive vehicles	I	P	10
BRAKE WARNING LAMP	L.H. drive vehicles	I	P	11
	R.H. drive vehicles	I	P	12
FUEL FILTER WARNING LAMP	Diesel <L.H. drive vehicles>	I	P	13
	Diesel <R.H. drive vehicles>	I	P	14
SEAT BELT WARNING LAMP	Vehicles for Taiwan	I	N	15
	Vehicles for GCC	I	N	16
	Vehicles for Australia	I	N	17
	Vehicles for Hong Kong	I	N	18
ENGINE OIL LEVEL WARNING LAMP	L.H. drive vehicles	N	N	19
	Vehicles for South Africa	I	N	20
POWER WINDOWS	Short wheelbase models <L.H. drive vehicles>	I	N	21
	Short wheelbase models <R.H. drive vehicles (Except for Hong Kong and South Africa)>	I	N	22
	Short wheelbase models <R.H. drive vehicles for Hong Kong and South Africa>	I	N	23

	Previous manual: Pub. No. PHJE0005-2 (Supplement)	Previous manual: Pub. No. PHJE0005-3 (Supplement)	Previous manual: Pub. No. PHJE0005-4 (Supplement)	Previous manual: Pub. No. PHJE0005-5 (Supplement)		This manual: Pub. No. PHJE0005-6 (Supplement)
				'02 MY <Hong Kong-6G72>	'03 MY	
1	N	N	N	A		P
2	N	N	N	A		P
3	P	P	P	P	R	P
4	R	P	N	N	R	R
5	N	P	N	N	R	R
6	N	P	P	R		R
7	P	P	N	N	P	P
8	N	P	P	P		P
9	R	P	N	N	P	P
10	N	P	P	P		P
11	P	P	N	N	P	P
12	N	P	P	P		P
13	P	P	N	N	P	P
14	N	P	P	N	P	P
15	N	P	N	N	P	P
16	N	P	N	N	P	P
17	N	P	P	N	P	P
18	N	P	N	P		P
19	A	P	N	N	P	P
20	N	P	N	N	P	P
21	N	P	N	N	P	P
22	N	P	N	N	P	P
23	N	P	N	N	D	N

Main circuit	Circuit classifications	Previous manual: Pub. No. PHJE0005 (Basic)	Previous manual: Pub. No. PHJE0005-1 (Supplement)	
POWER WINDOWS	Short wheelbase models <Vehicles for South Africa>	N	N	1
	Long wheelbase models <L.H. drive vehicles (Except for Argentina)>*2	I	P	2
	Long wheelbase models <L.H. drive vehicles for Argentina>	N	N	3
	Long wheelbase models <R.H. drive vehicles (Except for Hong Kong and South Africa)>	I	P	4
	Long wheelbase models <R.H. drive vehicles for Hong Kong and South Africa>	I	N	5
CENTRAL DOOR LOCKING SYSTEM AND FORGOTTEN KEY PREVENTION FUNCTION	L.H. drive vehicles without keyless entry system	I	P	6
	L.H. drive vehicles with keyless entry system <Except for Taiwan>	I	P	7
	L.H. drive vehicles with keyless entry system for Taiwan	I	N	8
	R.H. drive vehicles without keyless entry system	I	P	9
	R.H. drive vehicles with keyless entry system	I	P	10
HEATER IDLE UP	4M41 <R.H. drive vehicles (Except for South Africa)>	N	A	11
PTC HEATER	4M41 <R.H. drive vehicles>	N	N	12
PTC HEATER AND HEATER IDLE UP	L.H. drive vehicles	N	A	13
	4M41 <L.H. drive vehicles>	N	N	14
	4M41 <Vehicles for South Africa>	I	N	15
HEATER	L.H. drive vehicles	I	N	16
	R.H. drive vehicles	I	N	17
REAR HEATER	L.H. drive vehicles <Built in floor console>	I	N	18
	L.H. drive vehicles <Built in underfloor>	I	N	19
	R.H. drive vehicles <Built in floor console>	I	N	20
	R.H. drive vehicles <Built in underfloor>	I	N	21

	Previous manual: Pub. No. PHJE0005-2 (Supplement)	Previous manual: Pub. No. PHJE0005-3 (Supplement)	Previous manual: Pub. No. PHJE0005-4 (Supplement)	Previous manual: Pub. No. PHJE0005-5 (Supplement)		This manual: Pub. No. PHJE0005-6 (Supplement)
				'02 MY <Hong Kong-6G72>	'03 MY	
1	N	N	N	N	A	P
2	P	P	N	N	P	R
3	A	P	N	N	R	P
4	N	P	P	N	P	R
5	N	P	N	P	R	P
6	R	R	N	N	P	P
7	R	R	N	N	R	P
8	N	R	N	N	R	P
9	N	P	P	R		P
10	N	R	P	P	R	P
11	N	P	N	N	P	P
12	N	N	N	N	A	D
13	N	D	N	N		N
14	A	R	N	N	P	R
15	N	R	N	N	D	N
16	N	P	N	N	P	P
17	N	R	N	N	P	P
18	N	P	N	N	P	P
19	P	P	N	N	P	P
20	N	R	N	N	R	P
21	N	R	P	R		P

Main circuit	Circuit classifications	Previous manual: Pub. No. PHJE0005 (Basic)	Previous manual: Pub. No. PHJE0005-1 (Supplement)	
SINGLE MANUAL AIR CONDITIONER	4M40 <L.H. drive vehicles>	I	N	1
	4M40 <R.H. drive vehicles>	I	N	2
	4M41 <R.H. drive vehicles>	N	N	3
	MPI <L.H. drive vehicles (Except for Taiwan)>	I	N	4
	MPI <Vehicles for Taiwan>	I	N	5
	MPI <R.H. drive vehicles>	I	N	6
	MPI <2002 MY vehicles for Hong Kong>	N	N	7
DUAL MANUAL AIR CONDITIONER	4M40 <L.H. drive vehicles without rear heater>	I	N	8
	4M40 <L.H. drive vehicles with rear heater>	I	N	9
	4M40 <L.H. drive vehicles>	N	N	10
	4M40 <R.H. drive vehicles without rear heater>	I	N	11
	4M40 <R.H. drive vehicles with rear heater>	I	N	12
	4M40 <R.H. drive vehicles>	N	N	13
	MPI <L.H. drive vehicles without rear heater>	I	N	14
	MPI <L.H. drive vehicles with rear heater>	I	N	15
	MPI <L.H. drive vehicles>	N	N	16
	MPI <R.H. drive vehicles without rear heater>	I	N	17
	MPI <R.H. drive vehicles with rear heater>	I	N	18
	MPI <R.H. drive vehicles>	N	N	19
	MPI <2002 MY vehicles for Hong Kong>	N	N	20
SINGLE AUTOMATIC AIR CONDITIONER	4M40 <L.H. drive vehicles>	I	N	21
	4M40 <R.H. drive vehicles>	I	N	22
	4M41 <Vehicles for South Africa>	I	N	23
	MPI <L.H. drive vehicles>	I	N	24

	Previous manual: Pub. No. PHJE0005-2 (Supplement)	Previous manual: Pub. No. PHJE0005-3 (Supplement)	Previous manual: Pub. No. PHJE0005-4 (Supplement)	Previous manual: Pub. No. PHJE0005-5 (Supplement)		This manual: Pub. No. PHJE0005-6 (Supplement)
				'02 MY <Hong Kong-6G72>	'03 MY	
1	N	P	N	N	R	P
2	N	R	N	N	R	P
3	N	N	A	N	R	P
4	N	P	N	N	R	R
5	N	P	N	N	R	R
6	N	R	N	N	R	R
7	N	N	N	A	D	N
8	N	P	N	N	D	N
9	N	P	N	N	D	N
10	N	N	N	N	A	P
11	N	D	N	N		N
12	N	D	N	N		N
13	N	A	N	N	R	P
14	N	P	N	N	D	N
15	N	P	N	N	D	N
16	N	N	N	N	A	R
17	N	D	N	N		N
18	N	D	N	N		N
19	N	A	N	N	R	R
20	N	N	N	A	D	N
21	N	P	N	N	R	P
22	N	R	N	N	R	P
23	N	R	N	N	R	P
24	N	P	N	N	R	R

Main circuit	Circuit classifications	Previous manual: Pub. No. PHJE0005 (Basic)	Previous manual: Pub. No. PHJE0005-1 (Supplement)	
SINGLE AUTOMATIC AIR CONDITIONER	MPI <R.H. drive vehicles>	I	N	1
	GDI <Vehicles for Hong Kong>	I	N	2
DUAL AUTOMATIC AIR CONDITIONER	4M40 <L.H. drive vehicles>	I	N	3
	4M40 <R.H. drive vehicles>	I	N	4
	4M41 <L.H. drive vehicles without rear heater>	N	A	5
	4M41 <L.H. drive vehicles>	N	N	6
	4M41 <R.H. drive vehicles without rear heater>	N	A	7
	4M41 <Vehicles for South Africa>	I	N	8
	4M41 <R.H. drive vehicles>	N	N	9
	MPI <L.H. drive vehicles>	I	N	10
	MPI <R.H. drive vehicles>	I	N	11
	MPI <2002 MY vehicles for Hong Kong>	N	N	12
	GDI <Vehicles for Hong Kong>	I	N	13
	GDI <R.H. drive vehicles>	N	N	14
WINDSHIELD WIPER AND WASHER	L.H. drive vehicles	I	P	15
	R.H. drive vehicles <Except for Hong Kong>	I	P	16
	R.H. drive vehicles for Hong Kong	I	N	17
	R.H. drive vehicles without vehicle-speed-dependent wiper	N	N	18
	R.H. drive vehicles with vehicle-speed-dependent wiper	N	N	19
REAR WIPER AND WASHER	L.H. drive vehicles	I	P	20
	R.H. drive vehicles	I	P	21
WIPER DEICER	Vehicles for South Africa	I	N	22
DEFOGGER AND DOOR MIRROR HEATER	L.H. drive vehicles with heater or manual air conditioner <Except for Taiwan>	I	N	23
	Vehicles with manual air conditioner for Taiwan	I	N	24

	Previous manual: Pub. No. PHJE0005-2 (Supplement)	Previous manual: Pub. No. PHJE0005-3 (Supplement)	Previous manual: Pub. No. PHJE0005-4 (Supplement)	Previous manual: Pub. No. PHJE0005-5 (Supplement)		This manual: Pub. No. PHJE0005-6 (Supplement)
				'02 MY <Hong Kong-6G72>	'03 MY	
1	N	R	N	N	R	R
2	N	R	N	N	D	N
3	P	P	N	N	R	P
4	N	R	N	N	R	P
5	N	P	N	N	D	N
6	A	P	N	N	R	P
7	N	D	N	N		N
8	N	D	N	N		N
9	N	A	P	N	R	P
10	N	P	N	N	R	R
11	N	R	N	N	R	R
12	N	N	N	A	D	N
13	N	R	N	N	D	N
14	N	N	N	N	A	P
15	P	P	N	N	R	P
16	N	P	P	D		N
17	N	P	N	D		N
18	N	N	N	A		P
19	N	N	N	A		P
20	P	R	N	N	R	P
21	N	P	P	P	R	P
22	N	P	N	N	D	N
23	N	P	N	N	P	P
24	N	P	N	N	P	P

Main circuit	Circuit classifications	Previous manual: Pub. No. PHJE0005 (Basic)	Previous manual: Pub. No. PHJE0005-1 (Supplement)	
DEFOGGER AND DOOR MIRROR HEATER	L.H. drive vehicles with automatic air conditioner	I	P	1
	R.H. drive vehicles with heater or manual air conditioner	I	N	2
	R.H. drive vehicles with automatic air conditioner	I	P	3
REMOTE-CONTROLLED MIRROR	L.H. drive vehicles	I	P	4
	R.H. drive vehicles	I	P	5
ELECTRIC RETRACTABLE REMOTE-CONTROLLED MIRROR	L.H. drive vehicles	N	N	6
	R.H. drive vehicles <Except for Hong Kong>	N	N	7
	Vehicles for Hong Kong	I	N	8
	R.H. drive vehicles with automatic restore function	N	N	9
HEADLAMP WASHER	L.H. drive vehicles	I	P	10
	R.H. drive vehicles	I	P	11
RADIO	L.H. drive vehicles	I	P	12
	R.H. drive vehicles	I	P	13
RADIO AND TAPE PLAYER	L.H. drive vehicles	I	P	14
	R.H. drive vehicles	I	P	15
RV METER	L.H. drive vehicles	I	R	16
	R.H. drive vehicles	I	R	17
CENTER DISPLAY	Vehicles for South Africa	I	N	18
CLOCK	–	I	N	19
CIGARETTE LIGHTER	–	I	P	20
ACCESSORY SOCKET	Short wheelbase models	I	N	21
	Long wheelbase models	I	P	22
HBB, EBD AND ABS	Diesel <L.H. drive vehicles>	I	P	23
	Diesel <R.H. drive vehicles>	I	P	24

	Previous manual: Pub. No. PHJE0005-2 (Supplement)	Previous manual: Pub. No. PHJE0005-3 (Supplement)	Previous manual: Pub. No. PHJE0005-4 (Supplement)	Previous manual: Pub. No. PHJE0005-5 (Supplement)		This manual: Pub. No. PHJE0005-6 (Supplement)
				'02 MY <Hong Kong-6G72>	'03 MY	
1	P	P	N	N	P	P
2	N	R	P	R		P
3	N	P	P	P		P
4	P	D	N	N		N
5	N	P	P	N	P	P
6	N	A	N	N	P	P
7	N	A	P	N	P	P
8	N	P	N	D		N
9	N	N	N	A		P
10	P	P	N	N	R	P
11	N	P	P	N	R	P
12	P	R	N	N	P	P
13	N	R	P	N	P	P
14	P	R	N	N	R	P
15	N	R	P	R		P
16	R	P	N	N	R	R
17	N	R	P	N	R	R
18	N	R	N	N	R	R
19	N	R	P	P	R	P
20	P	P	P	P		P
21	N	P	N	N	P	P
22	P	P	P	P		P
23	P	P	N	N	P	P
24	N	R	P	N	P	P

Main circuit	Circuit classifications	Previous manual: Pub. No. PHJE0005 (Basic)	Previous manual: Pub. No. PHJE0005-1 (Supplement)	
HBB, EBD AND ABS	Petrol <L.H. drive vehicles>	I	N	1
	Petrol <R.H. drive vehicles>	I	N	2
HBB, EBD, ABS AND M-ATC	L.H. drive vehicles	N	N	3
	R.H. drive vehicles	N	N	4
HBB, EBD, ABS AND M-ASTC	L.H. drive vehicles	N	N	5
	R.H. drive vehicles	N	N	6
AUTO-CRUISE CONTROL SYSTEM	4M41 <Vehicles for Argentina>	N	N	7
	4M41 <Vehicles for South Africa>	I	N	8
	4M41 <R.H. drive vehicles>	N	N	9
	MPI <L.H. drive vehicles>	I	N	10
	MPI <R.H. drive vehicles>	I	N	11
	GDI <Vehicles for Hong Kong>	I	N	12
	GDI <R.H. drive vehicles>	N	N	13
	6G72, 6G74-MPI <L.H. drive vehicles>	N	N	14
	6G72, 6G74-MPI <R.H. drive vehicles>	N	N	15
	6G75-MPI <L.H. drive vehicles>	N	N	16
	6G75-MPI <R.H. drive vehicles>	N	N	17
PART TIME 4WD SYSTEM	–	I	N	18
SUPER SELECT 4WD II SYSTEM	4M40 <L.H. drive vehicles>	I	N	19
	4M40 <R.H. drive vehicles>	I	N	20
	4M41 <L.H. drive vehicles>	N	A	21
	4M41 <R.H. drive vehicles>*3	I	P	22
	MPI <L.H. drive vehicles>	I	N	23
	MPI <R.H. drive vehicles>	I	N	24
	GDI <Vehicles for Hong Kong>	I	N	25
	L.H. drive vehicles	N	N	26
	R.H. drive vehicles	N	N	27
	MPI <2002 MY vehicles for Hong Kong>	N	N	28

	Previous manual: Pub. No. PHJE0005-2 (Supplement)	Previous manual: Pub. No. PHJE0005-3 (Supplement)	Previous manual: Pub. No. PHJE0005-4 (Supplement)	Previous manual: Pub. No. PHJE0005-5 (Supplement)		This manual: Pub. No. PHJE0005-6 (Supplement)
				'02 MY <Hong Kong-6G72>	'03 MY	
1	N	P	N	N	P	P
2	N	R	N	P	R	P
3	N	N	N	N	A	R
4	N	N	N	N	A	R
5	N	N	N	N		A
6	N	N	N	N	A	R
7	A	P	N	N	R	P
8	N	R	P	N	D	N
9	N	N	N	N	A	P
10	N	P	N	N	R	D
11	N	P	N	N	R	D
12	N	R	N	N	D	N
13	N	N	N	N	A	P
14	N	N	N	N		A
15	N	N	N	N		A
16	N	N	N	N		A
17	N	N	N	N		A
18	N	P	N	N	R	D
19	P	P	N	N	D	N
20	N	P	N	N	D	N
21	A	P	N	N	D	N
22	N	P	P	N	D	N
23	N	P	N	N	D	N
24	N	P	N	N	D	N
25	N	P	N	N	D	N
26	N	N	N	N	A	R
27	N	N	N	N	A	R
28	N	N	N	A	D	N

Main circuit	Circuit classifications	Previous manual: Pub. No. PHJE0005 (Basic)	Previous manual: Pub. No. PHJE0005-1 (Supplement)	
SUPPLEMENTAL RESTRAINT SYSTEM (SRS)	L.H. drive vehicles	I	P	1
	R.H. drive vehicles	I	P	2
REAR DIFFERENTIAL LOCK SYSTEM	L.H. drive vehicles	I	P	3
	R.H. drive vehicles	I	P	4
SUNROOF	L.H. drive vehicles	I	P	5
	R.H. drive vehicles	I	P	6
FUEL LINE HEATER	–	I	P	7
HEATED SEAT	L.H. drive vehicles	N	N	8
	Vehicles for Hong Kong and South Africa	I	N	9
POWER SEAT	Except for Taiwan	I	P	10
	Vehicles for Taiwan	I	N	11
IGNITION KEY REMINDER BUZZER	Vehicles for GCC and Taiwan	I	N	12
	Vehicles for Hong Kong	I	N	13
THEFT-ALARM SYSTEM	Vehicles for Taiwan	I	N	14
IMMOBILIZER SYSTEM	4M40 <Vehicles for Australia>	I	N	15
	4M41 <L.H. drive vehicles>	N	N	16
	4M41 <Vehicles for South Africa>	I	N	17
	4M41 <R.H. drive vehicles>	N	N	18
	Petrol vehicles for GCC	I	N	19
	Petrol vehicles for Taiwan	I	N	20
	Petrol vehicles for Australia, Hong Kong and South Africa	I	N	21
	MPI <R.H. drive vehicles>	N	N	22
	GDI <R.H. drive vehicles>	N	N	23
SPEED ALARM BUZZER	Vehicles for GCC	N	N	24
RHEOSTAT	L.H. drive vehicles	I	R	25
	R.H. drive vehicles	I	P	26

	Previous manual: Pub. No. PHJE0005-2 (Supplement)	Previous manual: Pub. No. PHJE0005-3 (Supplement)	Previous manual: Pub. No. PHJE0005-4 (Supplement)	Previous manual: Pub. No. PHJE0005-5 (Supplement)		This manual: Pub. No. PHJE0005-6 (Supplement)
				'02 MY <Hong Kong-6G72>	'03 MY	
1	P	R	N	N	R	P
2	N	R	P	P	R	R
3	P	P	N	N	P	P
4	N	P	P	P		P
5	P	R	N	N	R	P
6	N	R	P	P	R	P
7	R	R	P	N	P	P
8	A	P	N	N	P	R
9	N	P	N	N	P	R
10	P	P	P	N	R	P
11	N	R	N	N	P	P
12	N	P	N	N	P	P
13	N	P	N	P		P
14	N	P	N	N	R	P
15	N	R	N	N	D	N
16	A	P	N	N	R	P
17	N	R	P	N	D	N
18	N	N	N	N	A	P
19	N	P	N	N	P	R
20	N	P	N	N	P	R
21	N	R	N	N	D	N
22	N	N	N	N	A	R
23	N	N	N	N	A	P
24	N	N	N	N		A
25	R	R	N	N	R	P
26	N	R	P	P	R	P

NOTES

[Main
Index](#)

[Group
TOC](#)

WIRING HARNESS CONFIGURATION DIAGRAMS

CONTENTS

ENGINE

4M41 <L.H. drive vehicles>	2
6G75-MPI <L.H. drive vehicles>	4
6G75-MPI <R.H. drive vehicles>	8

DASH PANEL

L.H. drive vehicles	12
R.H. drive vehicles	18

FLOOR CONSOLE

L.H. drive vehicles	24
---------------------------	----

FRONT FLOOR AND ROOF

Long wheelbase models <R.H. drive vehicles>	28
--	----

DOOR

Long wheelbase models	30
-----------------------------	----

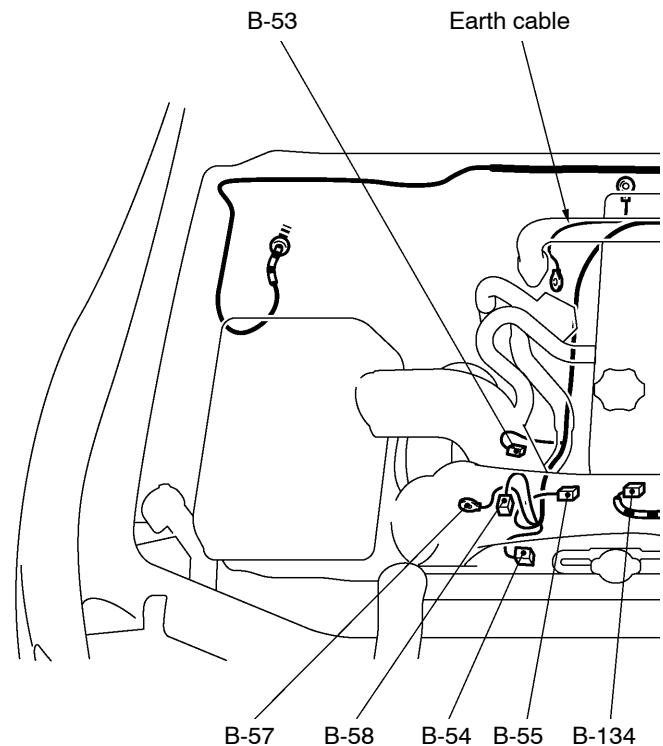
ENGINE

4M41 <L.H. drive vehicles>

Connector
symbol**B**Main
IndexGroup
TOC

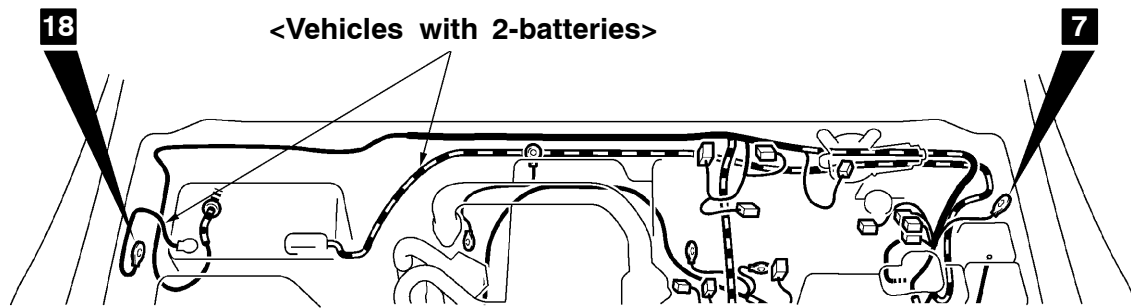
Connector colour code

B: Black
 Y: Yellow
 L: Blue
 G: Green
 R: Red
 BR: Brown
 V: Violet
 O: Orange
 GR: Gray
 None: Milk white

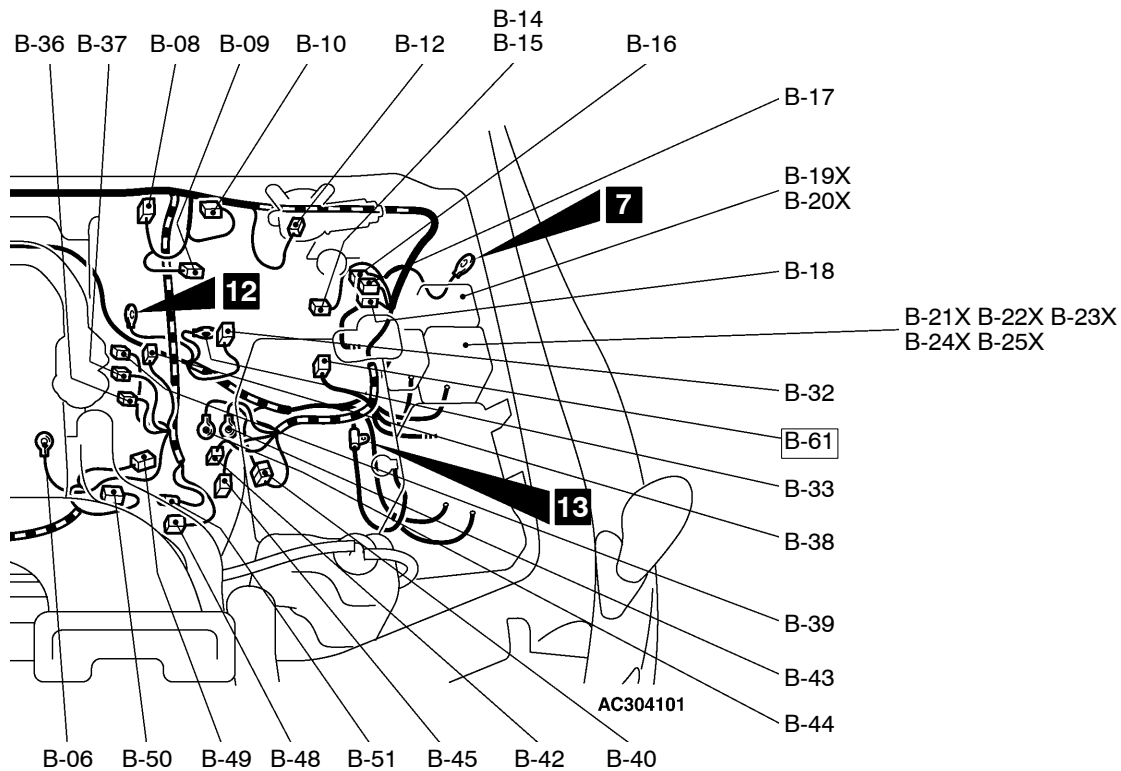


B-06 (1)	Glow plug
B-08 (3-B)	Boost sensor
B-09 (2-B)	Water level switch
B-10 (2-GR)	Fuel line heater
B-12 (5-B)	Windshield wiper motor
B-14 (2-GR)	Brake fluid level switch <Vehicles without HBB>
B-15 (2-GR)	Brake fluid level switch <Vehicles with HBB>
B-16 (12-B)	HBB
B-17 (8-GR)	HBB
B-18 (5-B)	HBB

B-19X (5)	Motor relay 2 <HBB>
B-20X (5)	Motor relay 1 <HBB>
B-21X (5)	Valve relay <HBB>
B-22X (5)	Fuel line heater relay
B-23X (5)	Fuel cut relay
B-24X (5)	Starter relay
B-25X (4)	Engine control relay
B-32 (1-B)	Starter
B-33 (1)	Starter
B-36 (8-B)	Injection pump assembly
B-37 (6-GR)	Injection pump assembly
B-38 (12-B)	Injection pump assembly



Y0467CA

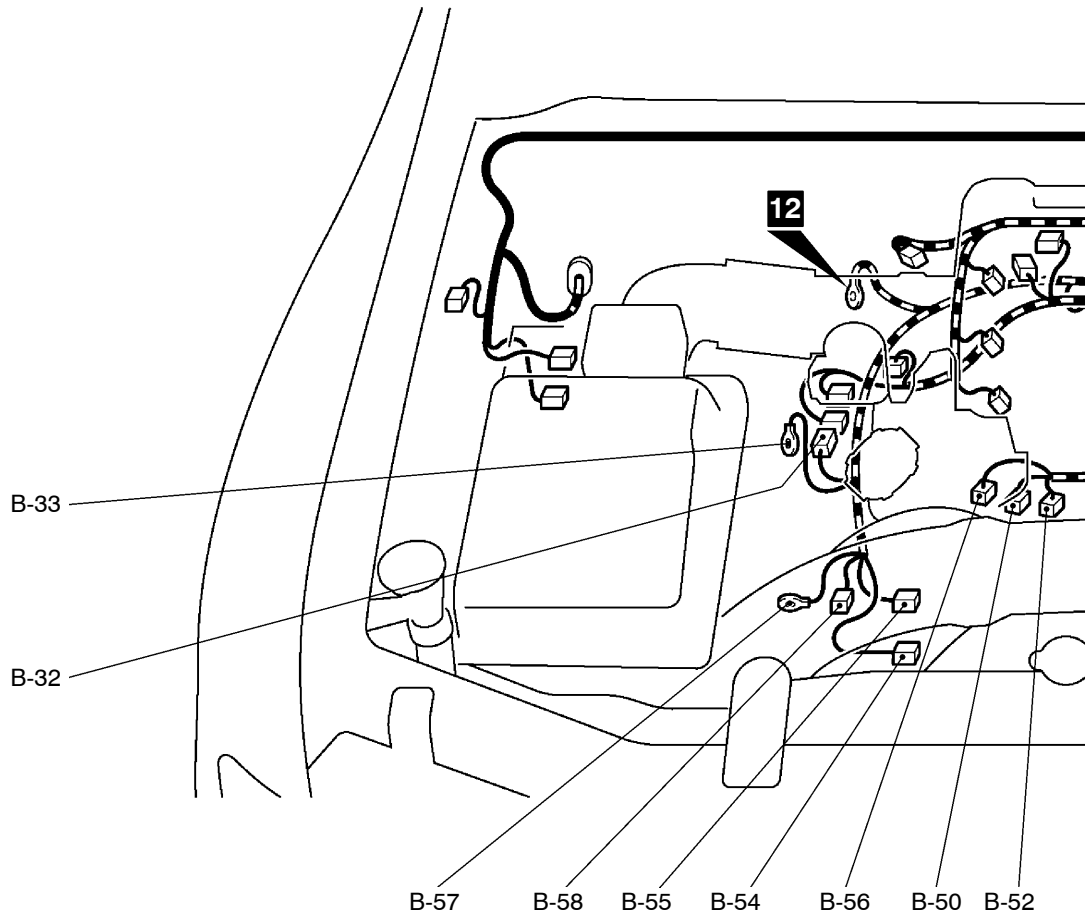


B-39 (3-B)	Injection pump assembly
B-40 (8-B)	Control wiring harness and battery wiring harness combination
B-42 (2-B)	Glow plug relay
B-43 (1)	Glow plug relay
B-44 (1)	Glow plug relay
B-45 (8-B)	Solenoid valve assembly (for engine control system)
B-48 (1-B)	A/C compressor
B-49 (2-B)	Boost air temperature sensor
B-50 (1-B)	Engine coolant temperature gauge unit
B-51 (1-B)	Power steering oil pressure switch

B-53 (2-B)	Engine oil level sensor
B-54 (2-GR)	Free-wheeling engage switch
B-55 (1-B)	Oil pressure switch
B-57 (1)	Alternator
B-58 (2-B)	Alternator
B-61 (3)	Pressure sensor <M-ASTC>
B-134 (2-B)	PTC nipple

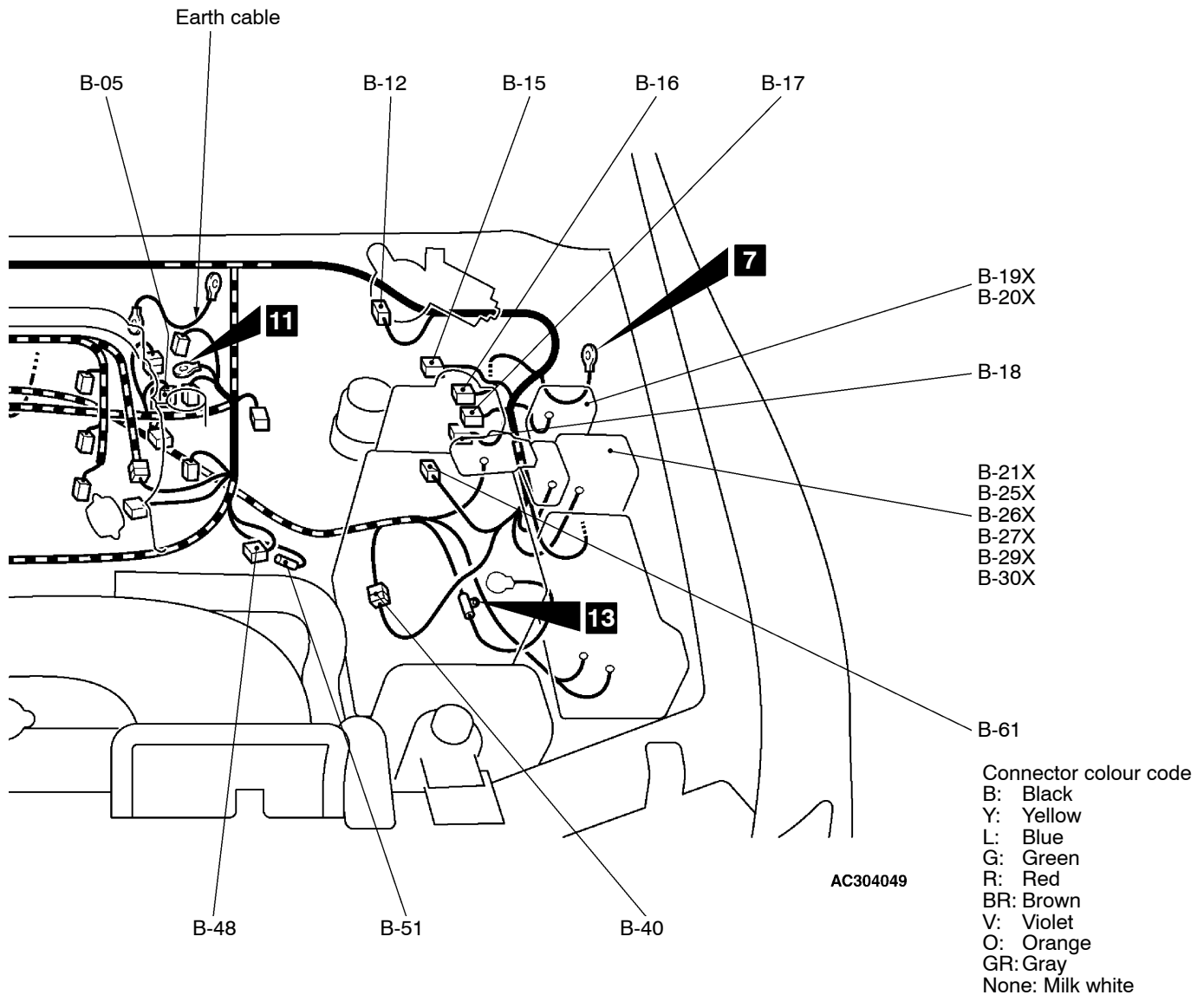
NOTE

Connector numbers enclosed by a box mean connectors which have been added.

ENGINE**6G75-MPI <L.H. drive vehicles>**Connector
symbol**B** -05
thru
-61[Main
Index](#)[Group
TOC](#)

B-05 (2-GR)	Detonation sensor <Vehicles for Taiwan>
B-12 (5-B)	Windshield wiper motor
B-15 (2-GR)	Brake fluid level switch
B-16 (12-B)	HBB
B-17 (8-GR)	HBB
B-18 (5-B)	HBB
B-19X (5)	Motor relay 2 <HBB>

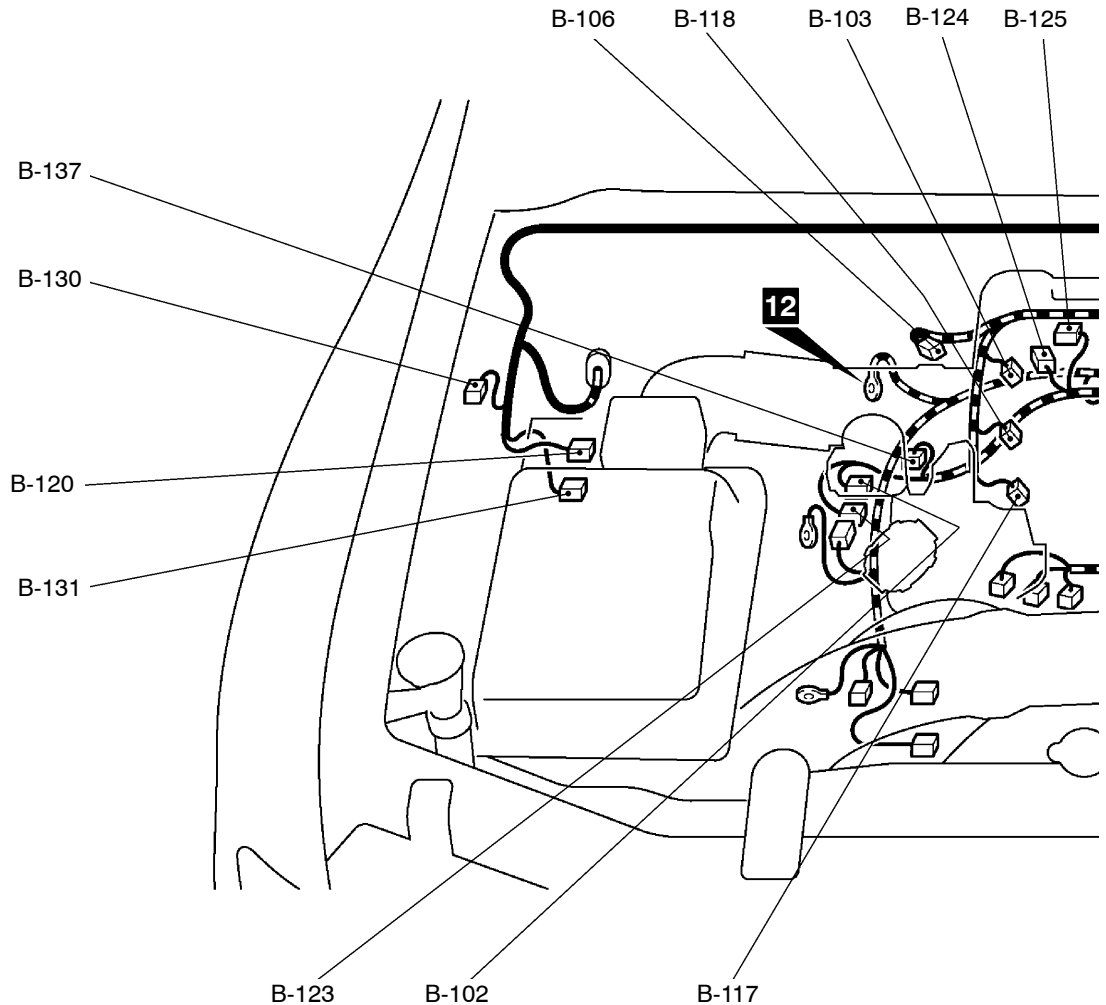
B-20X (5)	Motor relay 1 <HBB>
B-21X (5)	Valve relay <HBB>
B-25X (4)	Engine control relay
B-26X (4)	Fuel pump relay 2
B-27X (4)	Fuel pump relay 1
B-29X (4)	Throttle control servo relay
B-30X (3)	Engine speed detection connector



B-32 (1-B)	Starter
B-33 (1)	Starter
B-40 (8-B)	Control wiring harness and battery wiring harness combination
B-48 (3-B)	A/C compressor
B-50 (1-B)	Engine coolant temperature gauge unit
B-51 (1-B)	Power steering oil pressure switch

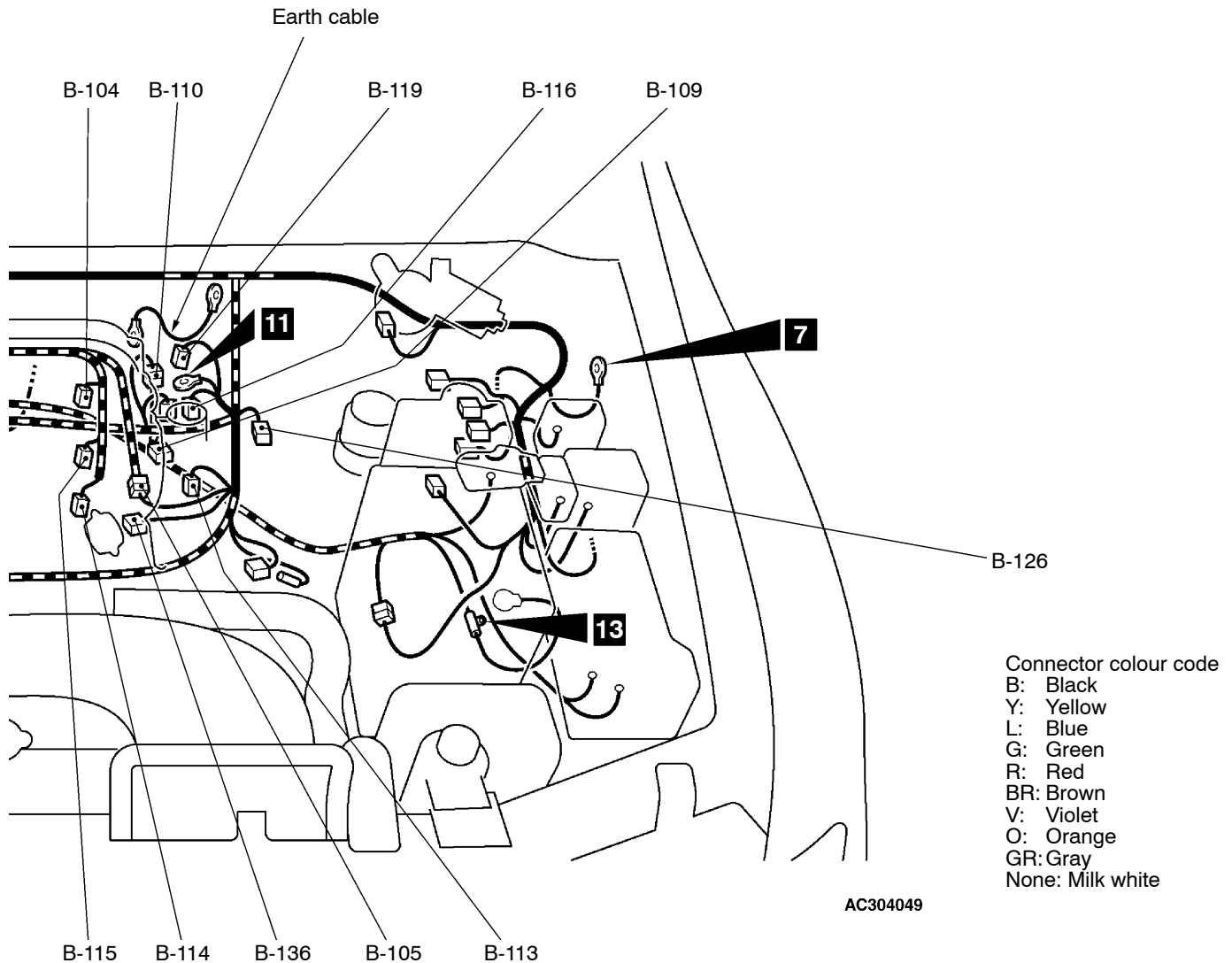
B-52 (3-B)	Crank angle sensor
B-54 (2-GR)	Free-wheeling engage switch
B-55 (1-B)	Oil pressure switch
B-56 (2-B)	Engine coolant temperature sensor
B-57 (1)	Alternator
B-58 (4-GR)	Alternator
B-61 (3-GR)	Pressure sensor <M-ASTC>

6G75-MPI <L.H. drive vehicles>

Connector
symbol**B**-102
thru
-137

B-102 (6-B) Throttle position sensor
 B-103 (2-GR) Injector 5
 B-104 (2-GR) Injector 6
 B-105 (8-B) Control wiring harness and injector wiring harness combination
 B-106 (2-B) Purge control solenoid valve
 <Vehicles with catalytic converter>
 B-109 (3-B) Camshaft position sensor

B-110 (3-GR) Control wiring harness and fuel pressure wiring harness combination
 B-113 (3-GR) Ignition coil 2
 B-114 (2-GR) Injector 2
 B-115 (2-GR) Injector 4
 B-116 (3-GR) Ignition coil 1
 B-117 (2-GR) Injector 1
 B-118 (2-GR) Injector 3

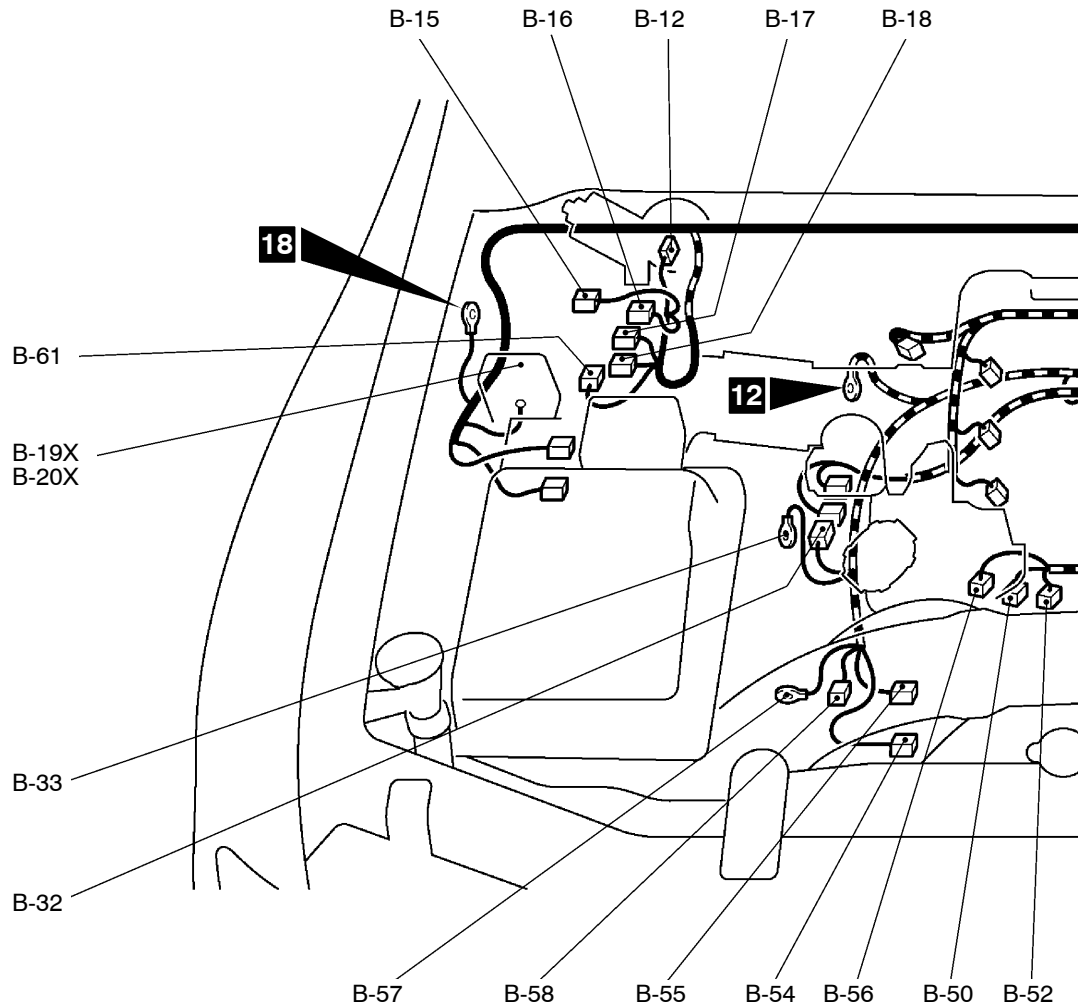


B-119 (3-GR) Ignition coil 3
 B-120 (7-B) Air flow sensor
 B-123 (2-BR) EGR solenoid valve <Except for Taiwan>
 B-124 (4-B) Right bank oxygen sensor (Front)
 <Vehicles for Taiwan>
 B-125 (3-B) Manifold differential pressure sensor
 <Vehicles for Taiwan>

B-126 (4-GR) Left bank oxygen sensor (Front)
 <Vehicles for Taiwan>
 B-130 (2-B) Evaporative emission ventilation
 solenoid valve <Vehicles for Taiwan>
 B-131 (3-B) Variable resistor <Vehicles without
 catalytic converter>
 B-136 (2-B) Intake manifold tuning solenoid valve
 B-137 (6-GR) EGR valve <Vehicles for Taiwan>

ENGINE

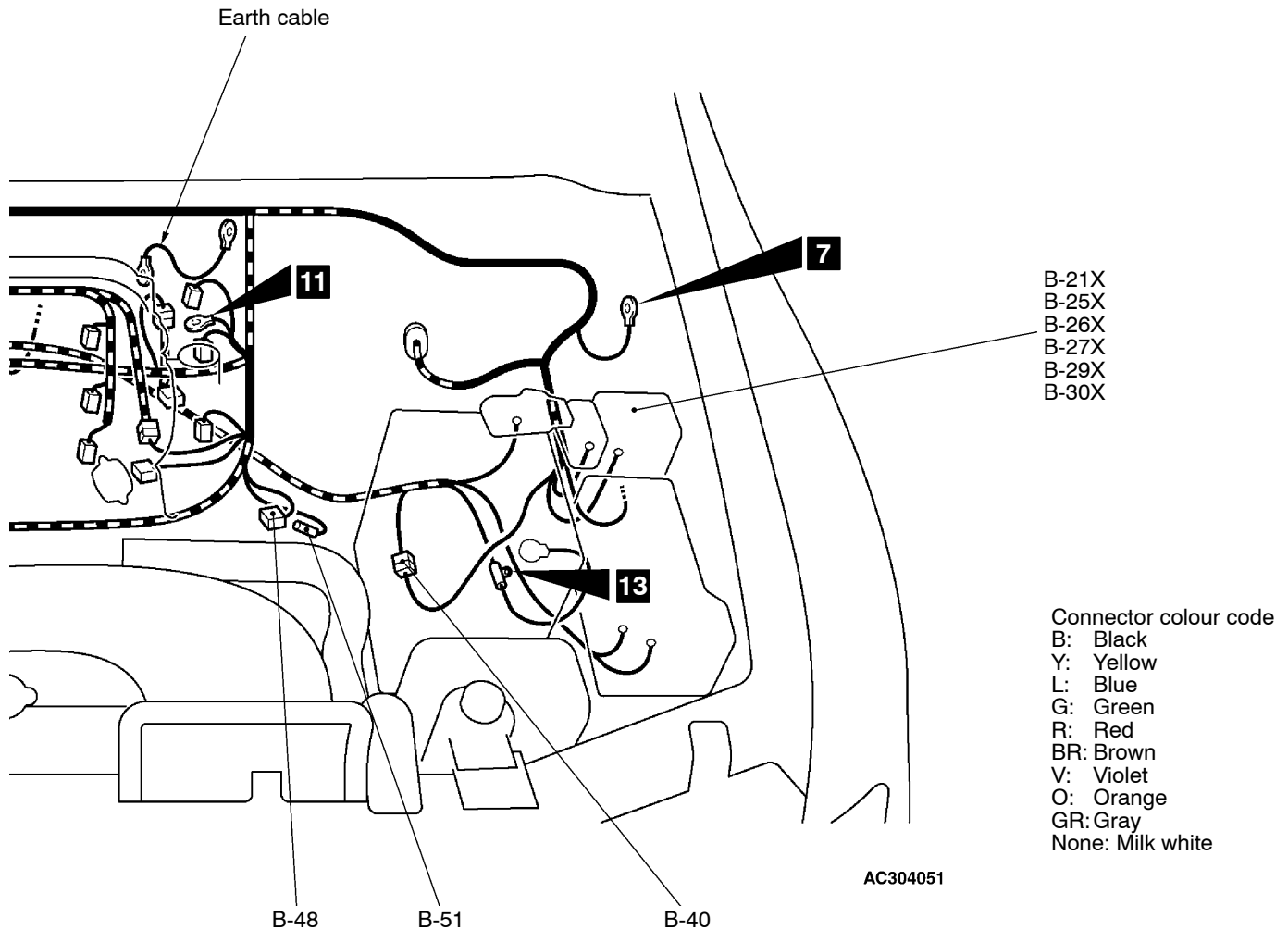
6G75-MPI <R.H. drive vehicles>

Connector
symbol**B**-12
thru
-61

B-12 (5-B) Windshield wiper motor
 B-15 (2-GR) Brake fluid level switch
 B-16 (12-B) HBB
 B-17 (8-GR) HBB
 B-18 (5-B) HBB
 B-19X (5) Motor relay 2 <HBB>
 B-20X (5) Motor relay 1 <HBB>

B-21X (5) Valve relay <HBB>
 B-25X (4) Engine control relay
 B-26X (4) Fuel pump relay 2
 B-27X (4) Fuel pump relay 1
 B-29X (4) Throttle control servo relay
 B-30X (3) Engine speed detection connector
 B-32 (1-B) Starter

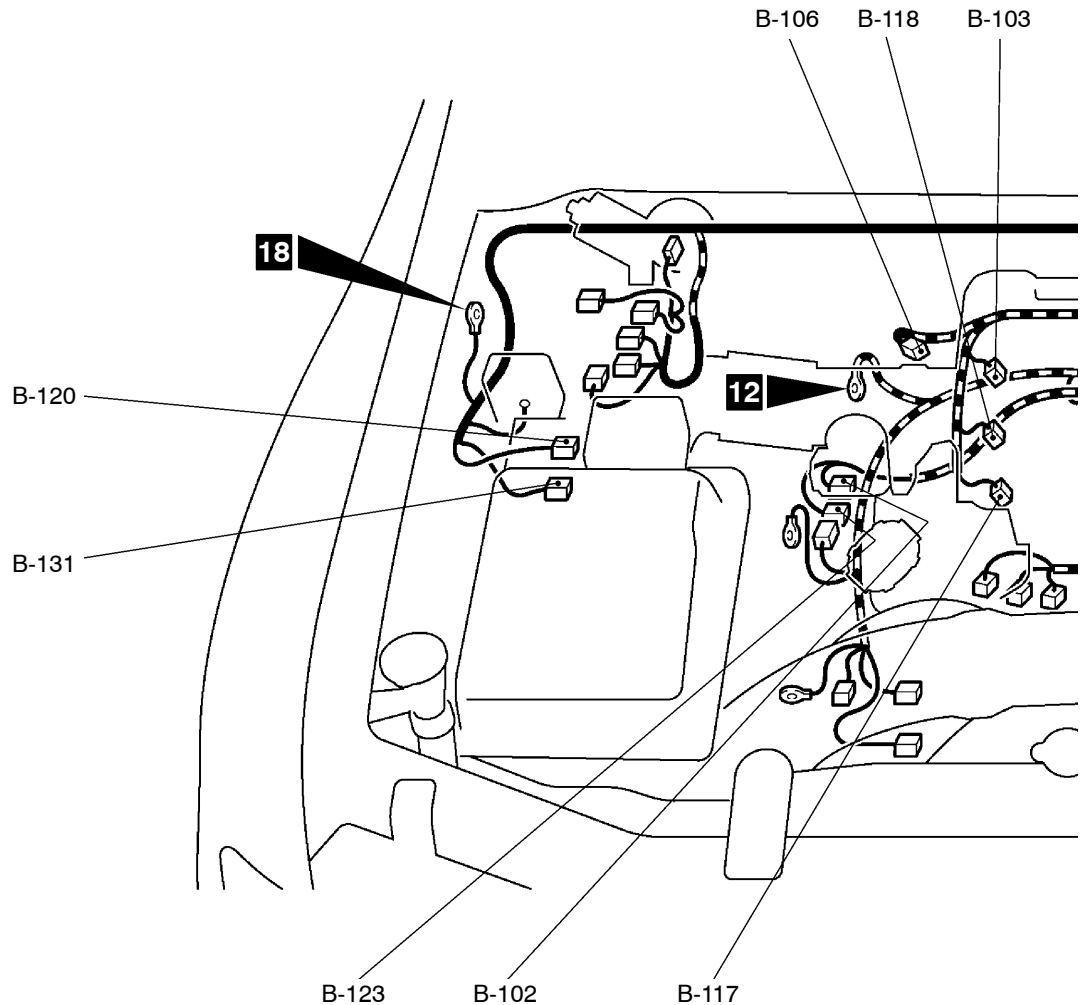
Main
IndexGroup
TOC



B-33 (1)	Starter
B-40 (8-B)	Control wiring harness and battery wiring harness combination
B-48 (3-B)	A/C compressor
B-50 (1-B)	Engine coolant temperature gauge unit
B-51 (1-B)	Power steering oil pressure switch
B-52 (3-B)	Crank angle sensor

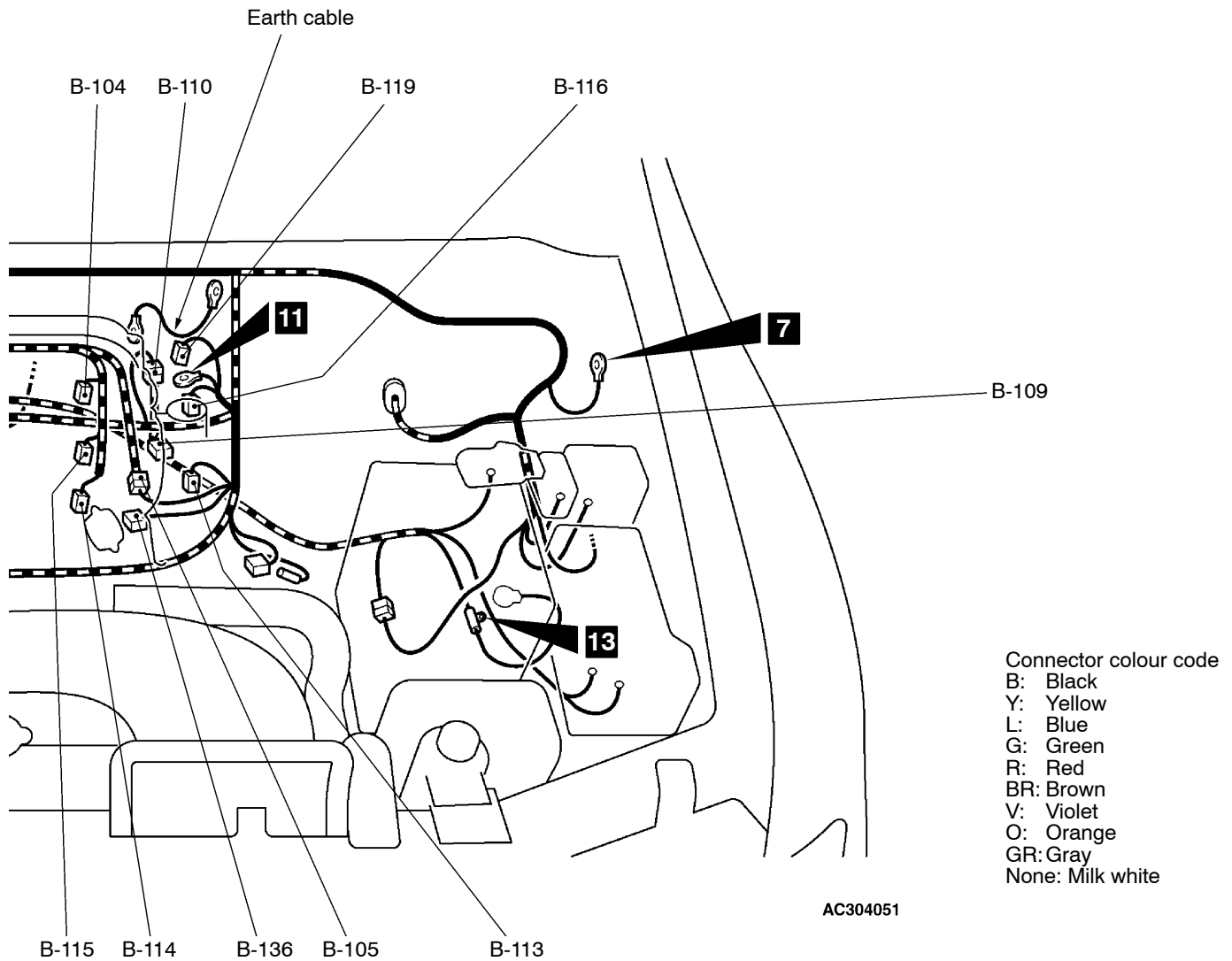
B-54 (2-GR)	Free-wheeling engage switch
B-55 (1-B)	Oil pressure switch
B-56 (2-B)	Engine coolant temperature sensor
B-57 (1)	Alternator
B-58 (4-GR)	Alternator
B-61 (3-GR)	Pressure sensor <M-ASTC>

6G75-MPI <R.H. drive vehicles>

Connector
symbol**B**-102
thru
-136

B-102 (6-B) Throttle position sensor
 B-103 (2-GR) Injector 5
 B-104 (2-GR) Injector 6
 B-105 (8-B) Control wiring harness and injector wiring harness combination

B-106 (2-B) Purge control solenoid valve
 <Vehicles with catalytic converter>
 B-109 (3-B) Camshaft position sensor
 B-110 (3-GR) Control wiring harness and fuel pressure wiring harness combination

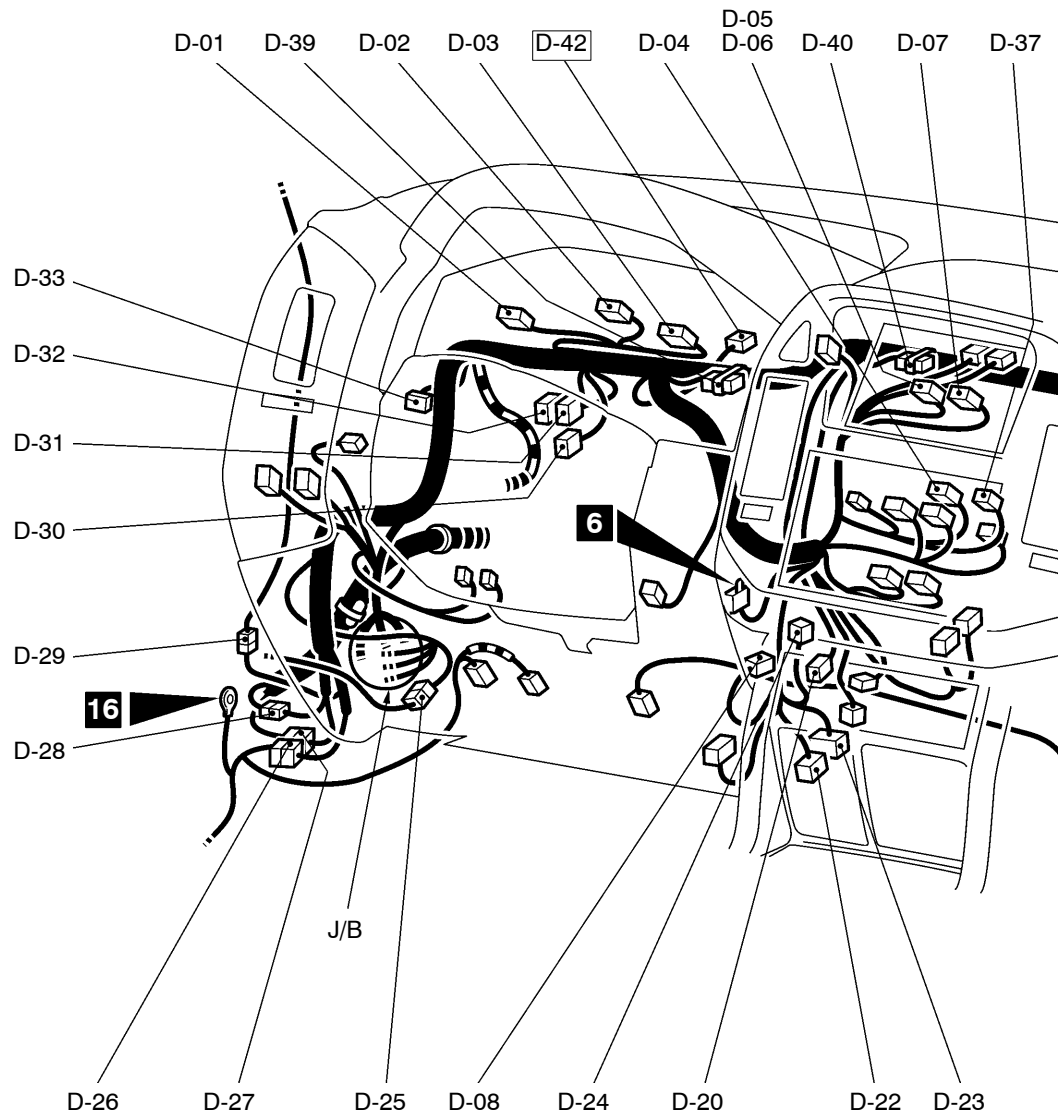


B-113 (3-GR) Ignition coil 2
 B-114 (2-GR) Injector 2
 B-115 (2-GR) Injector 4
 B-116 (3-GR) Ignition coil 1
 B-117 (2-GR) Injector 1
 B-118 (2-GR) Injector 3

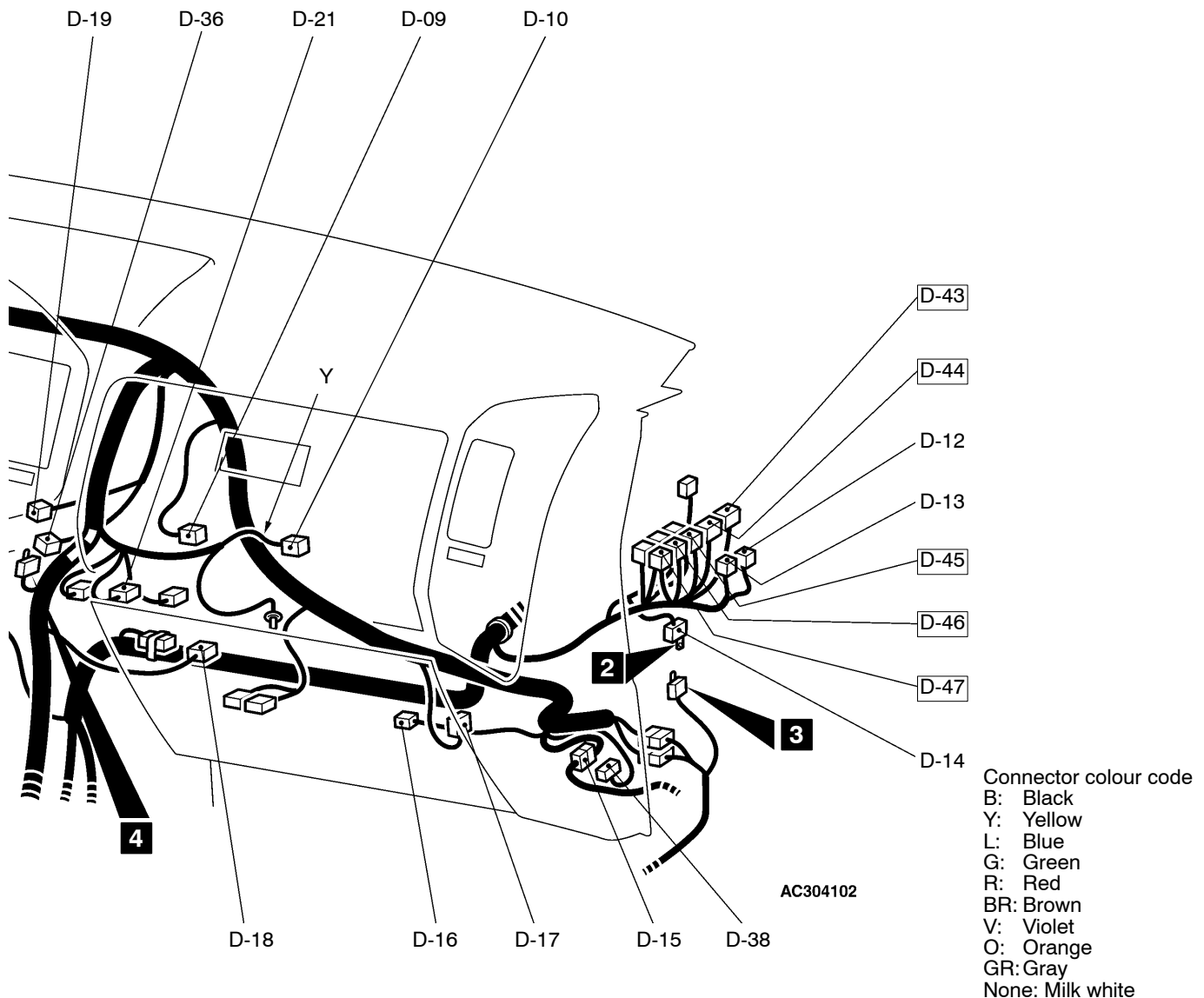
B-119 (3-GR) Ignition coil 3
 B-120 (7-B) Air flow sensor
 B-123 (2-BR) EGR solenoid valve
 B-131 (3-B) Variable resistor <Vehicles without
 catalytic converter>
 B-136 (2-B) Intake manifold tuning solenoid valve

DASH PANEL

L.H. drive vehicles

Main
IndexGroup
TOCConnector
symbol**D** -01
thru
-47

D-01 (17-GR)	Combination meter	D-15 (32)	Instrument panel wiring harness and front door wiring harness (Passenger's side) combination
D-02 (17-GR)	Combination meter	D-16 (14)	Motor antenna-ECU
D-03 (25-GR)	Combination meter	D-17 (2)	Blower motor
D-04 (14)	Radio	D-18 (1)	Glove box lamp switch
D-05 (4)	Clock	D-19 (2)	Heater water temperature sensor <Automatic A/C>
D-06 (20-B)	RV meter	D-20 (5)	Automatic compressor-ECU <Manual A/C (Except for Taiwan)>
D-07 (16-B)	RV meter	D-21 (10)	Automatic compressor-ECU <Manual A/C (MPI except for Taiwan)>
D-08 (2)	PTC heater 1 <4M41>	D-22 (13)	Diagnosis connector
D-09 (3)	Outside/inside air selection damper control motor	D-23 (16-B)	Diagnosis connector
D-10 (2-R)	Air bag module (squib) (Passenger's side)	D-24 (7-B)	Mode selection damper control motor and potentiometer <Automatic A/C>
D-12 (4)	A/T control relay		
D-13 (6)	Engine oil level relay <4M41 (Vehicles for Argentina)>		
D-14 (10)	Earth J/C		



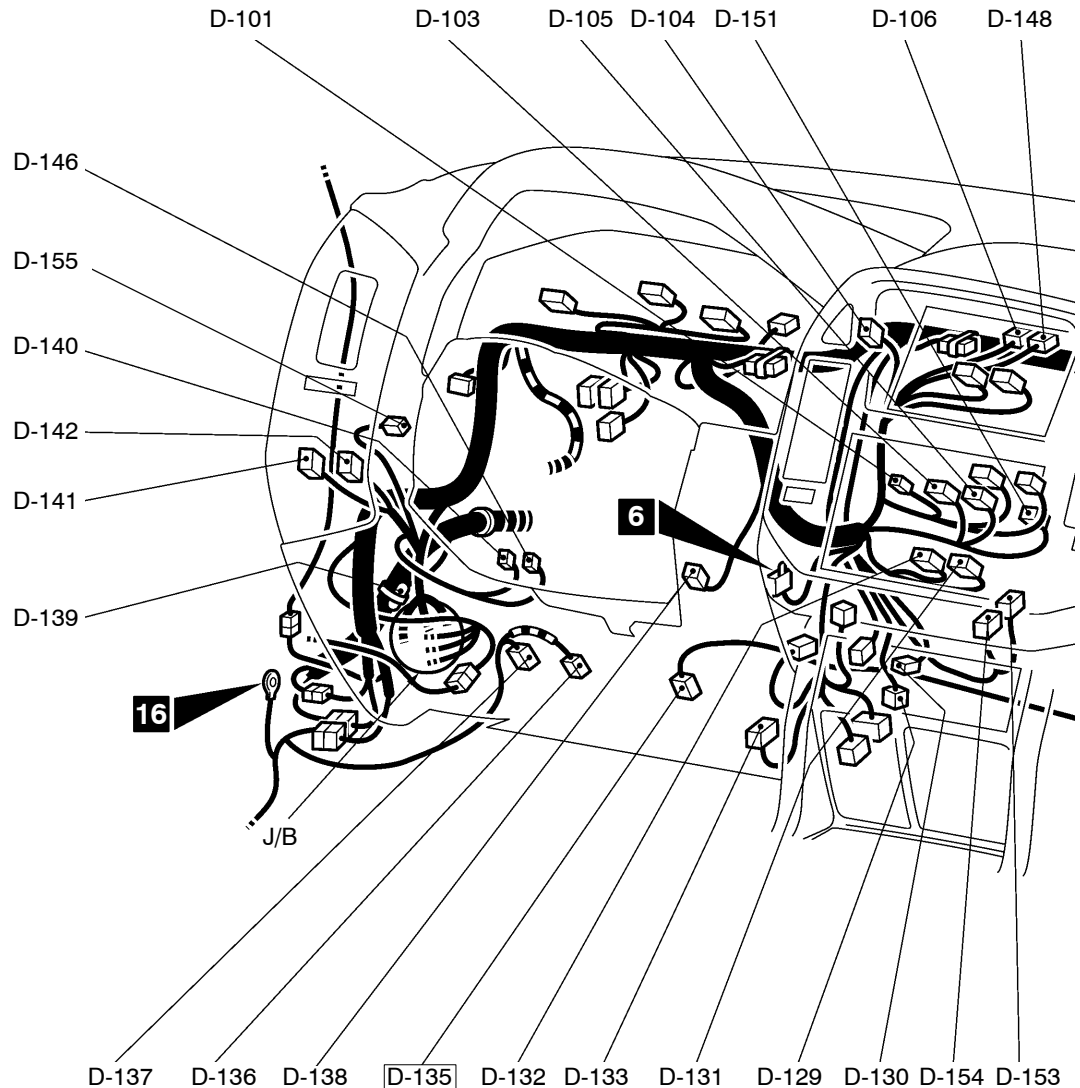
D-25 (32)	Instrument panel wiring harness and front door wiring harness (Driver's side) combination
D-26 (43)	Instrument panel wiring harness and floor wiring harness (LH) combination
D-27 (38)	Instrument panel wiring harness and front wiring harness combination
D-28 (10)	Instrument panel wiring harness and front wiring harness combination
D-29 (13)	Instrument panel wiring harness and roof wiring harness combination
D-30 (33)	J/C (8)
D-31 (33)	J/C (7)
D-32 (33)	J/C (6)
D-33 (33)	J/C (5)

D-36 (2)	PTC heater 2 <4M41>
D-37 (1)	Radio
D-38 (6)	Mirror control unit
D-39 (2)	Resister
D-40 (12)	J/C (9)
<u>D-42</u> (8-B)	Speed alarm-ECU <Vehicles for GCC>
<u>D-43</u> (27-GR)	Engine-A/T-ECU <6G75>
<u>D-44</u> (28-GR)	Engine-A/T-ECU <6G75>
<u>D-45</u> (29-GR)	Engine-A/T-ECU <6G75>
<u>D-46</u> (30-GR)	Engine-A/T-ECU <6G75>
<u>D-47</u> (26-GR)	Engine-A/T-ECU <6G75>

NOTE

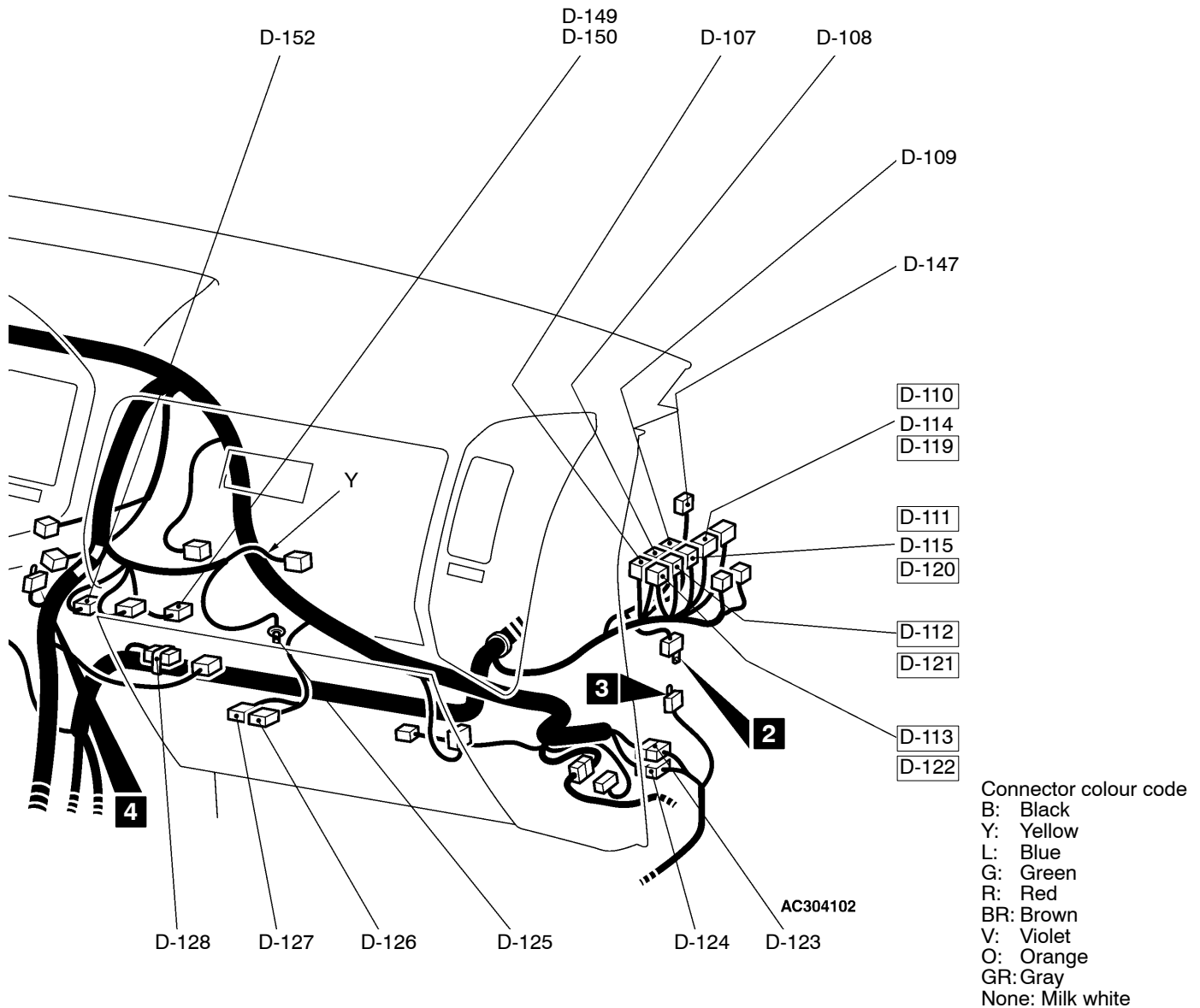
Connector numbers enclosed by box mean connectors which have been added.

L.H. drive vehicles

Connector
symbol**D**-101
thru
-155

D-101 (2)	Heater control panel illumination lamp
D-103 (6)	Blower switch <Heater or manual A/C>
D-104 (4)	Hazard warning switch
D-105 (12)	A/C switch
D-106 (2)	Photo sensor <Automatic A/C>
D-107 (26-Y)	A/T-ECU <Diesel>
D-108 (16-Y)	A/T-ECU <Diesel>
D-109 (22-Y)	A/T-ECU <Diesel>
<u>D-110</u> (26)	Engine-ECU <4M41>
<u>D-111</u> (16)	Engine-ECU <4M41>
<u>D-112</u> (12)	Engine-ECU <4M41>
<u>D-113</u> (22)	Engine-ECU <4M41>
D-114 (26)	Glow-ECU <4M40 (With EGR)>
D-115 (13)	Glow-ECU <4M40 (Without EGR)>
<u>D-119</u> (35-GR)	Engine-A/T-ECU <A/T (6G72, 6G74)> or Engine-ECU <M/T (6G72, 6G74)>
<u>D-120</u> (26-GR)	Engine-A/T-ECU <A/T (6G72, 6G74)> or Engine-ECU <M/T (6G72, 6G74)>

<u>D-121</u> (28-GR)	Engine-A/T-ECU <A/T (6G72, 6G74)> or Engine-ECU <M/T (6G72, 6G74)>
<u>D-122</u> (30-GR)	Engine-A/T-ECU <A/T (6G72, 6G74)> or Engine-ECU <M/T (6G72, 6G74)>
D-123 (38)	Instrument panel wiring harness and floor wiring harness (RH) combination
D-124 (43)	Instrument panel wiring harness and floor wiring harness (RH) combination
D-125 (2)	Glove box lamp
D-126 (4)	Blower linear controller <Automatic A/C>
D-127 (4)	Blower resistor <Heater or manual A/C>
D-128 (33)	J/C (4)
D-129 (2)	Air thermo sensor <Automatic A/C>
D-130 (7)	Air mixing damper control motor and potentiometer <Automatic A/C>
D-131 (20-B)	A/C-ECU
D-132 (16-B)	A/C-ECU



- D-133 (12) Immobilizer-ECU <Vehicles for GCC, Taiwan and Argentina>
- D-135 (8-GR) Accelerator pedal position sensor <4M41, 6G75>
- D-136 (4) Stop lamp switch
- D-137 (2) Clutch switch <Auto-cruise (M/T)>
- D-138 (6) Heater switch (Warm up switch) <4M41>
- D-139 (2-B) Diode (for super select 4WD II circuit)
- D-140 (6-GR) Headlamp leveling switch
- D-141 (6) Fog lamp switch
- D-142 (11) Remote controlled mirror switch
- D-146 (6-L) Rheostat
- D-147 (16-B) Auto-cruise-ECU <6G72, 6G74>
- D-148 (2-B) Theft-alarm indicator lamp <Vehicles for Taiwan>
- D-149 (7) Automatic compressor-ECU <Manual A/C (4M40-A/T)> or jumper connector <Manual A/C (4M40-M/T)>

- D-150 (7) A/C-ECU <Automatic A/C (4M40-A/T)> or jumper connector <Automatic A/C (4M40-M/T)>
- D-151 (3) Demister switch <Manual A/C (Vehicles for Taiwan)>
- D-152 (2) Thermo sensor <Manual A/C (Vehicles for Taiwan)>
- D-153 (8-B) Automatic compressor-ECU <Manual A/C (Vehicles for Taiwan)>
- D-154 (20-B) Automatic compressor-ECU <Manual A/C (Vehicles for Taiwan)>
- D-155 (12-B) Side step lamp-ECU

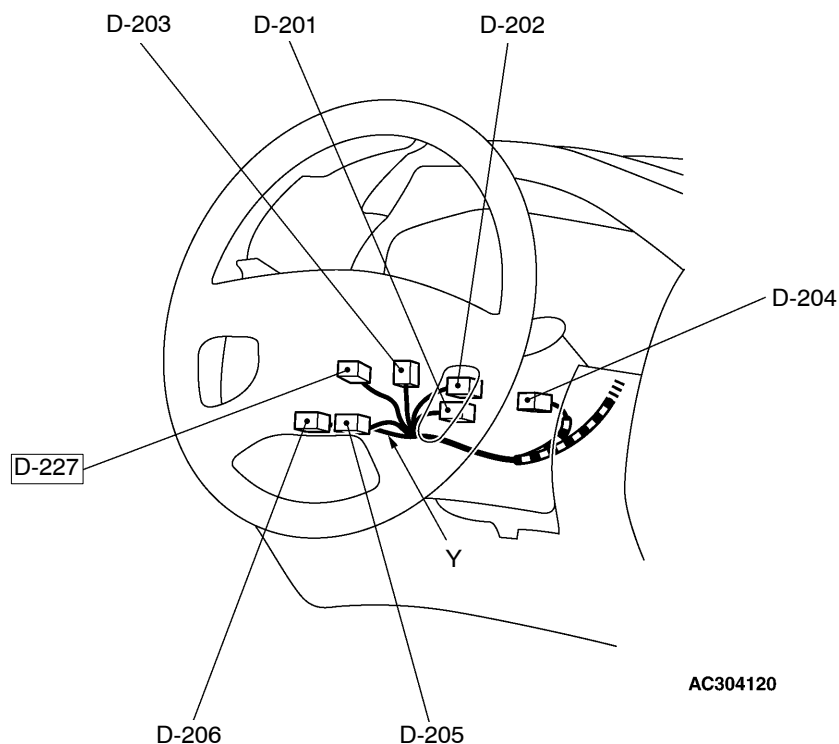
NOTE

Connector numbers enclosed by a box mean connectors which have been changed.

L.H. drive vehicles

Connector
symbol**D**-201
thru
-228

STEERING COLUMN



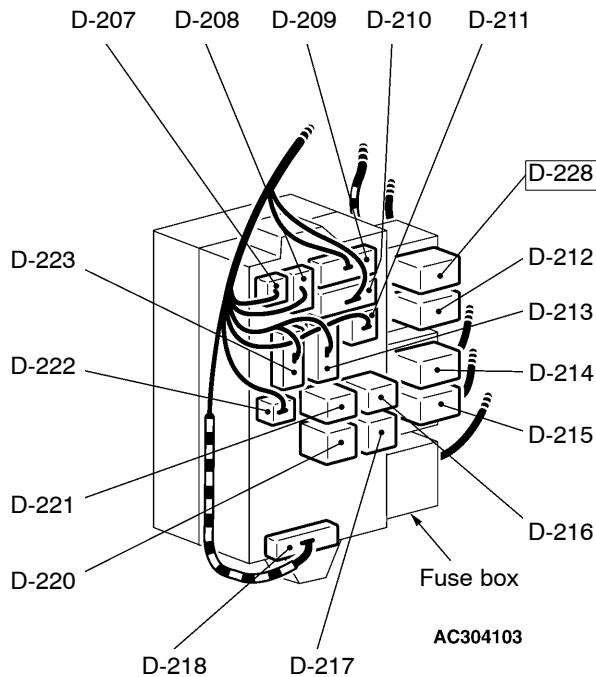
Connector colour code

B: Black
 Y: Yellow
 L: Blue
 G: Green
 R: Red
 BR: Brown
 V: Violet
 O: Orange
 GR: Gray
 None: Milk white

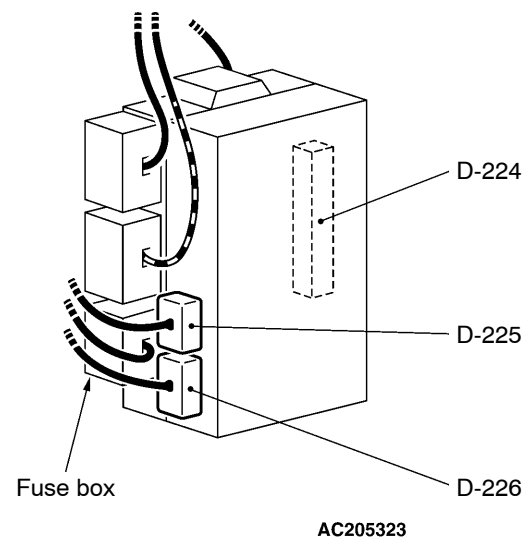
D-201 (2)	Ignition key ring antenna <Vehicles for GCC, Taiwan and Argentina>	D-209 (13)	Instrument panel wiring harness and J/B combination
D-202 (7)	Key reminder switch	D-210 (13)	Instrument panel wiring harness and J/B combination
D-203 (10)	Column switch	D-211 (1-B)	Instrument panel wiring harness and J/B combination
D-204 (6)	Ignition switch	D-212 (5)	Rear fog lamp relay
D-205 (6-B)	Clock spring	D-213 (11)	Instrument panel wiring harness and J/B combination
D-206 (4-Y)	Clock spring		
D-207 (4)	Instrument panel wiring harness and J/B combination		
D-208 (6)	Instrument panel wiring harness and J/B combination		

JUNCTION BLOCK

(FRONT VIEW)



(REAR VIEW)



D-214 (5)	Rear blower relay
D-215 (5)	Accessory socket relay
D-216 (4)	Alternator relay
D-217 (5)	Defogger relay
D-218 (15)	Instrument panel wiring harness and J/B combination
D-220 (5)	Front blower relay
D-221 (5)	Power window relay
D-222 (10)	Instrument panel wiring harness and J/B combination

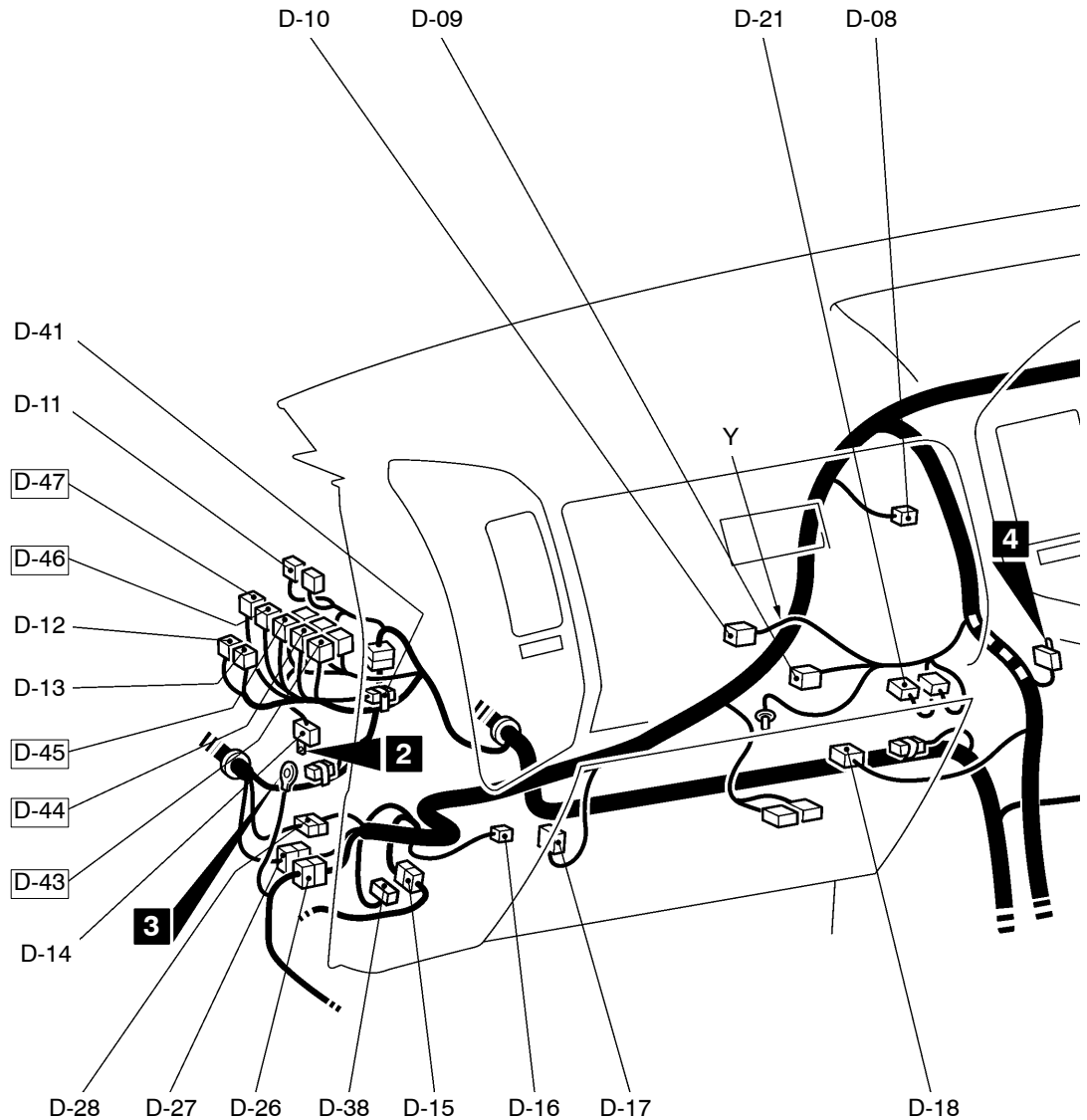
D-223 (8)	Instrument panel wiring harness and J/B combination
D-224 (20)	ETACS-ECU
D-225 (16-B)	ETACS-ECU
D-226 (20-B)	ETACS-ECU
<u>D-227</u> (5)	Steering wheel sensor <M-ASTC>
<u>D-228</u> (5)	Heated seat relay

NOTE

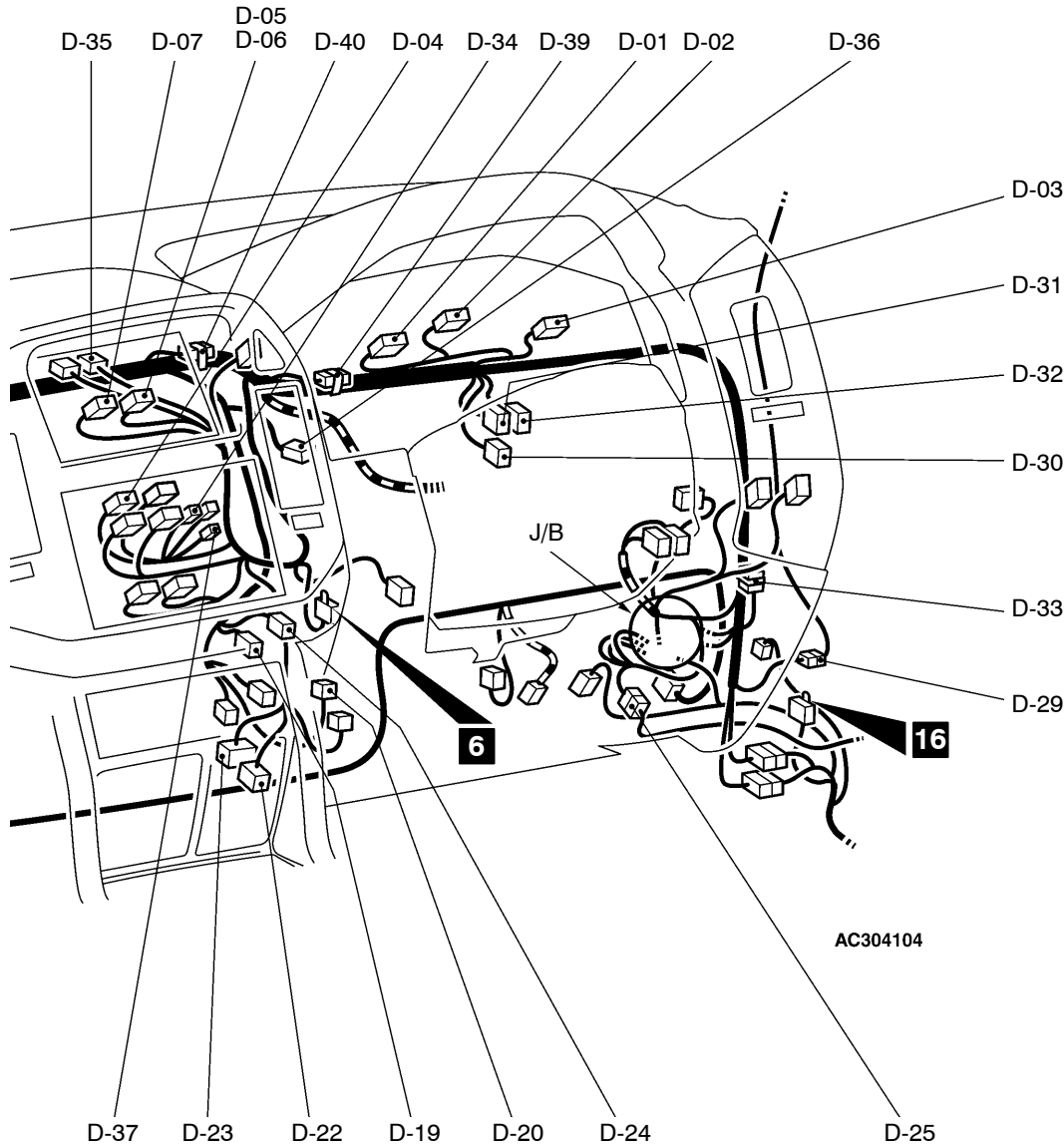
Connector numbers enclosed by a box mean connectors which have been added.

DASH PANEL

R.H. drive vehicles

Main
IndexGroup
TOCConnector
symbol**D** -01
thru
-47

D-01 (17-GR)	Combination meter	D-15 (32)	Instrument panel wiring harness and front door wiring harness (Passenger's side) combination
D-02 (17-GR)	Combination meter	D-16 (14)	Motor antenna-ECU
D-03 (25-GR)	Combination meter	D-17 (2)	Blower motor
D-04 (14)	Radio	D-18 (1)	Glove box lamp switch
D-05 (4)	Clock	D-19 (2)	Heater water temperature sensor <Automatic A/C>
D-06 (20-B)	RV meter or center display	D-20 (5)	Automatic compressor-ECU <Manual A/C>
D-07 (16-B)	RV meter or center display	D-21 (10)	Automatic compressor-ECU <Manual A/C (MPI)>
D-08 (2)	PTC heater 1 <4M41>	D-22 (13)	Diagnosis connector
D-09 (3)	Outside/inside air selection damper control motor	D-23 (16-B)	Diagnosis connector
D-10 (2-R)	Air bag module (squib) (Passenger's side)	D-24 (7-B)	Mode selection damper control motor and potentiometer <Automatic A/C>
D-11 (26-B)	Throttle valve controller <GDI>		
D-12 (4)	A/T control relay		
D-13 (6)	Engine oil level relay <4M41 (Vehicles for South Africa)>		
D-14 (10)	Earth J/C		



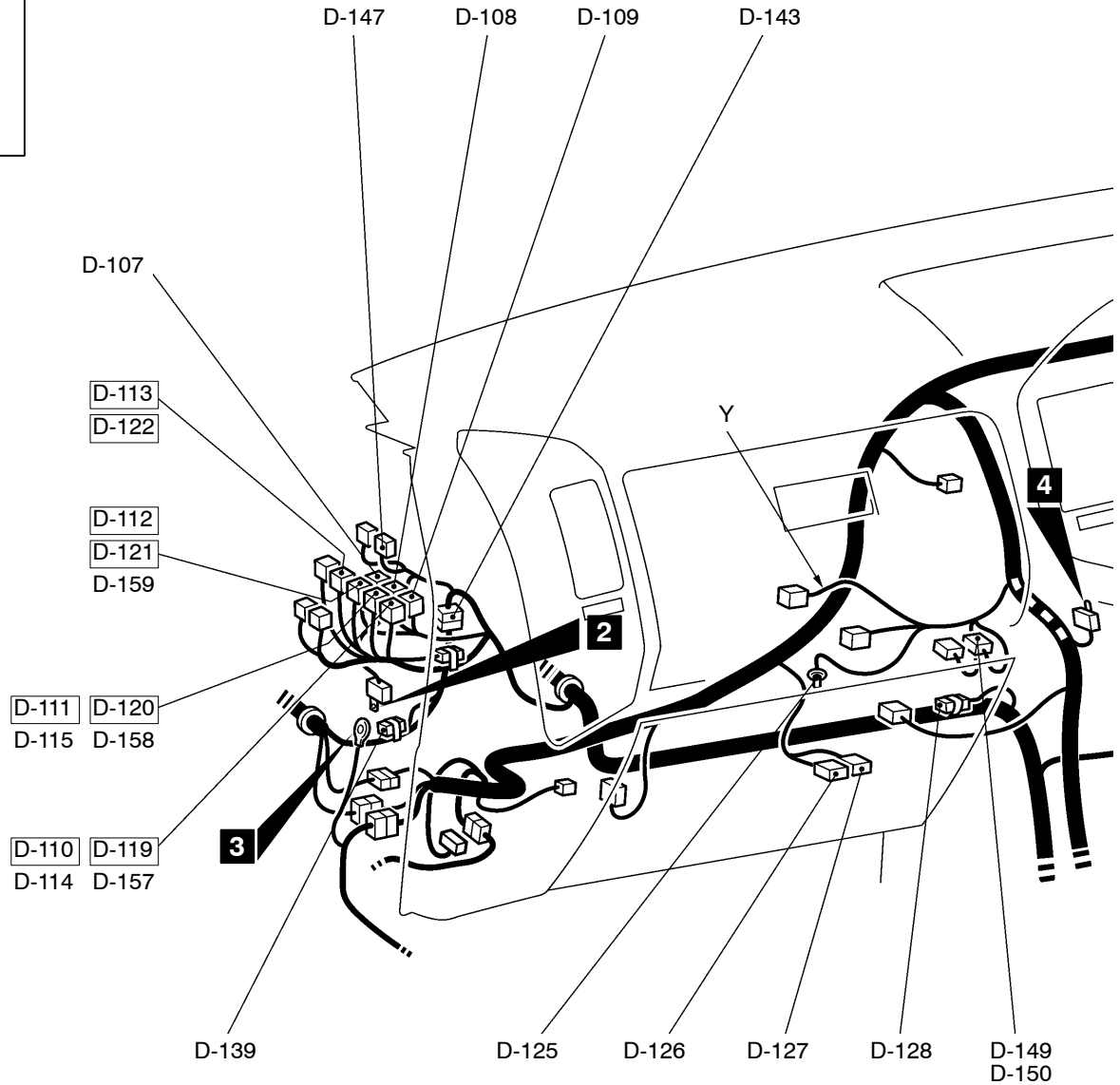
- D-25 (32) Instrument panel wiring harness and front door wiring harness (Driver's side) combination
- D-26 (43) Instrument panel wiring harness and floor wiring harness (LH) combination
- D-27 (38) Instrument panel wiring harness and front wiring harness combination
- D-28 (10) Instrument panel wiring harness and front wiring harness combination
- D-29 (13) Instrument panel wiring harness and roof wiring harness combination
- D-30 (33) J/C (8)
- D-31 (33) J/C (7)
- D-32 (33) J/C (6)
- D-33 (33) J/C (5)
- D-34 (1) Glass antenna <Vehicles for South Africa and Hong Kong>

- D-35 (3) Automatic lighting control sensor <With automatic lighting system>
- D-36 (2) PTC heater 2 <4M41>
- D-37 (1) Radio
- D-38 (6) Mirror control unit
- D-39 (2) Resistor
- D-40 (12) J/C (9)
- D-41 (4) No connection <Vehicles for Hong Kong-M/T>
- D-43 (27-GR) Engine-A/T-ECU <6G75>
- D-44 (28-GR) Engine-A/T-ECU <6G75>
- D-45 (29-GR) Engine-A/T-ECU <6G75>
- D-46 (30-GR) Engine-A/T-ECU <6G75>
- D-47 (26-GR) Engine-A/T-ECU <6G75>

NOTE

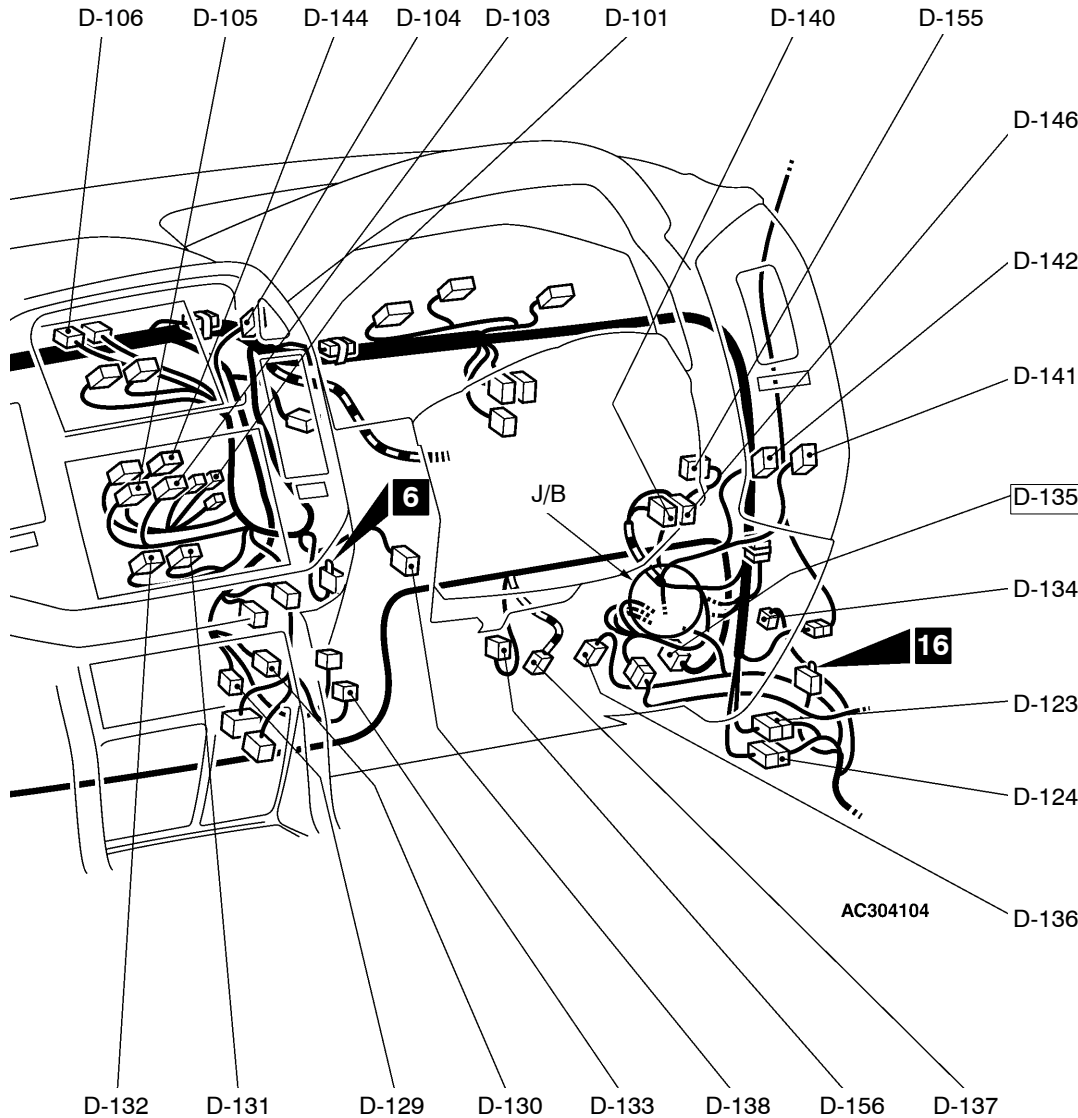
Connector numbers enclosed by a box mean connectors which have been added.

R.H. drive vehicles

Connector
symbol**D**-101
thru
-159

D-101 (2) Heater control panel illumination lamp
 D-103 (6) Blower switch <Heater or manual A/C>
 D-104 (4) Hazard warning switch
 D-105 (12) A/C switch
 D-106 (2) Photo sensor <Automatic A/C>
 D-107 (26-Y) A/T-ECU <Diesel>
 D-108 (16-Y) A/T-ECU <Diesel>
 D-109 (22-Y) A/T-ECU <Diesel>
 D-110 (26) Engine-ECU <4M41>
 D-111 (16) Engine-ECU <4M41>
 D-112 (12) Engine-ECU <4M41>
 D-113 (22) Engine-ECU <4M41>
 D-114 (26) Glow-ECU <4M40 (With EGR)>
 D-115 (13) Glow-ECU <4M40 (Without EGR)>
 D-119 (35-GR) Engine-A/T-ECU <A/T (6G72, 6G74)> or
 Engine-ECU <M/T (6G72*, 6G74)>
 D-120 (26-GR) Engine-A/T-ECU <A/T (6G72, 6G74)> or
 Engine-ECU <M/T (6G72*, 6G74)>

D-121 (28-GR) Engine-A/T-ECU <A/T (6G72, 6G74)> or
 Engine-ECU <M/T (6G72*, 6G74)>
 D-122 (30-GR) Engine-A/T-ECU <A/T (6G72, 6G74)> or
 Engine-ECU <M/T (6G72*, 6G74)>
 D-123 (38) Instrument panel wiring harness and floor
 wiring harness (RH) combination
 D-124 (43) Instrument panel wiring harness and floor
 wiring harness (RH) combination
 D-125 (2) Glove box lamp
 D-126 (4) Blower linear controller <Automatic A/C>
 D-127 (4) Blower resistor <Heater or manual A/C>
 D-128 (33) J/C (4)
 D-129 (2) Air thermo sensor <Automatic A/C>
 D-130 (7) Air mixing damper control motor and
 potentiometer <Automatic A/C>
 D-131 (20-B) A/C-ECU
 D-132 (16-B) A/C-ECU
 D-133 (12) Immobilizer-ECU



Connector colour code
 B: Black
 Y: Yellow
 L: Blue
 G: Green
 R: Red
 BR: Brown
 V: Violet
 O: Orange
 GR: Gray
 None: Milk white

D-134 (2-B) No connection
D-135 (8-GR) Accelerator pedal position sensor
 <4M41, 6G75, GDI>
 D-136 (4) Stop lamp switch
 D-137 (2) Clutch switch <Auto-cruise (M/T)>
 D-138 (6) Heater switch (Warm up switch) <4M41>
 D-139 (2-B) Diode (for super select 4WD II circuit)
 D-140 (6-GR) Headlamp leveling switch
 D-141 (6) Fog lamp switch
 D-142 (11) Remote controlled mirror switch
 D-143 (13) Front wiring harness and control wiring
 harness combination
 D-144 (16) Radio <With center display>
 D-146 (6-L) Rheostat
 D-147 (16-B) Auto-cruise-ECU <6G72, 6G74>
 D-149 (7) Automatic compressor-ECU <Manual
 A/C (4M40-A/T)> or jumper connector
 <Manual A/C (4M40-M/T)>

D-150 (7) A/C-ECU <Automatic A/C (4M40-A/T)>
 or jumper connector <Automatic A/C
 (4M40-M/T)>
 D-155 (12-B) Side step lamp-ECU
 D-156 (2) No connection <Vehicles for Hong Kong
 -M/T>
 D-157 (35) Engine-ECU <MPI-M/T (Vehicles for
 Hong Kong)>
 D-158 (28-GR) Engine-ECU <MPI-M/T (Vehicles for
 Hong Kong)>
 D-159 (30-GR) Engine-ECU <MPI-M/T (Vehicles for
 Hong Kong)>

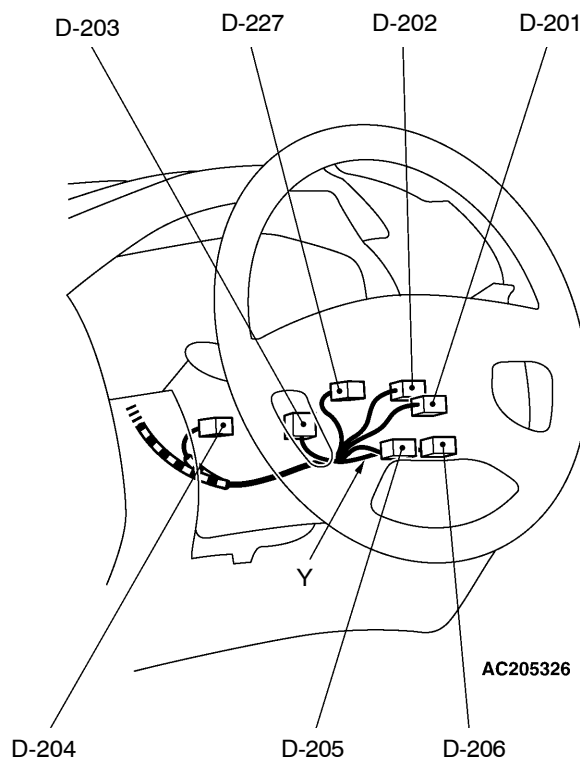
NOTE

- Connector numbers enclosed by a box mean connectors which have been changed.
- *: except for Hong Kong

R.H. drive vehicles

Connector
symbol**D** -201
thru
-228

STEERING COLUMN



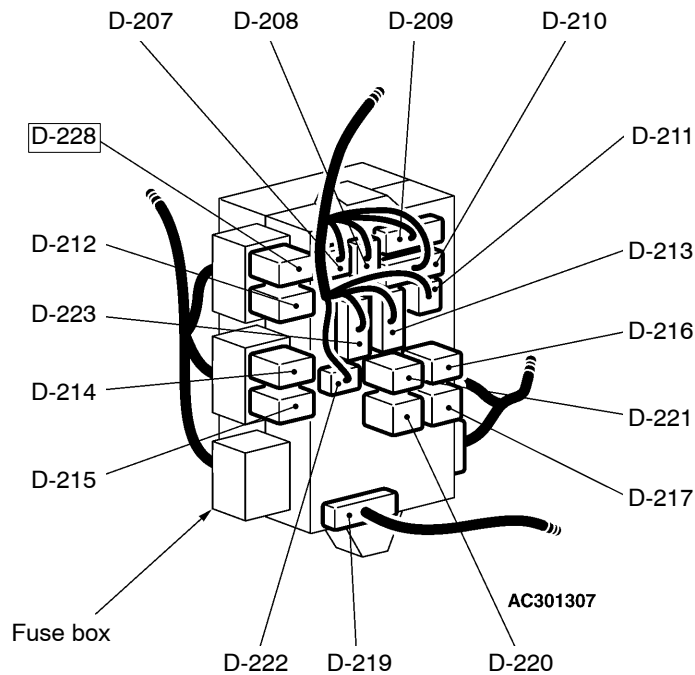
Connector colour code

B: Black
 Y: Yellow
 L: Blue
 G: Green
 R: Red
 BR: Brown
 V: Violet
 O: Orange
 GR: Gray
 None: Milk white

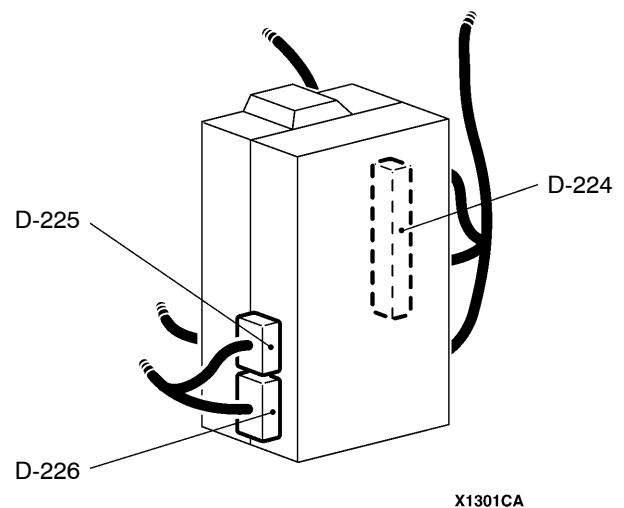
D-201 (2)	Ignition key ring antenna	D-209 (13)	Instrument panel wiring harness and J/B combination
D-202 (7)	Key reminder switch	D-210 (13)	Instrument panel wiring harness and J/B combination
D-203 (10)	Column switch	D-211 (1-B)	Instrument panel wiring harness and J/B combination
D-204 (6)	Ignition switch	D-212 (5)	Rear fog lamp relay
D-205 (6-B)	Clock spring	D-213 (11)	Instrument panel wiring harness and J/B combination
D-206 (4-Y)	Clock spring	D-214 (5)	Rear blower relay
D-207 (4)	Instrument panel wiring harness and J/B combination		
D-208 (6)	Instrument panel wiring harness and J/B combination		

JUNCTION BLOCK

(FRONT VIEW)



(REAR VIEW)



D-215 (5)	Accessory socket relay
D-216 (4)	Alternator relay
D-217 (5)	Defogger relay
D-219 (15)	Floor wiring harness (RH) and J/B combination
D-220 (5)	Front blower relay
D-221 (5)	Power window relay
D-222 (10)	Instrument panel wiring harness and J/B combination
D-223 (8)	Instrument panel wiring harness and J/B combination

D-224 (20)	ETACS-ECU
D-225 (16-B)	ETACS-ECU
D-226 (20-B)	ETACS-ECU
D-227 (5)	Steering wheel sensor <M-ASTC>
<u>D-228</u> (5)	Heated seat relay

NOTE

Connector numbers enclosed by a box mean connectors which have been added.

FLOOR CONSOLE

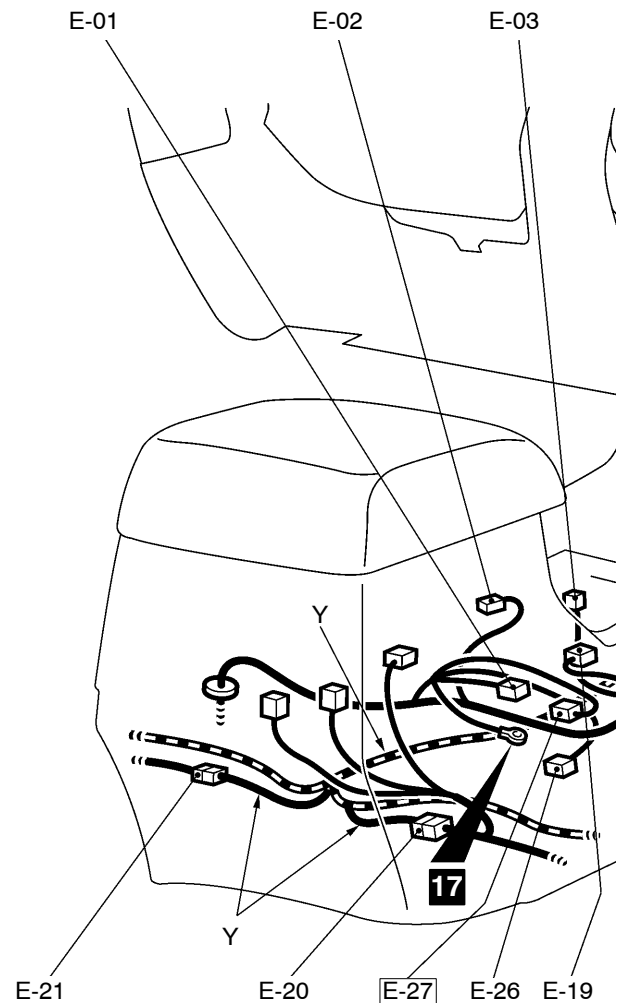
L.H. drive vehicles

[Main Index](#)
[Group TOC](#)

Connector
symbol

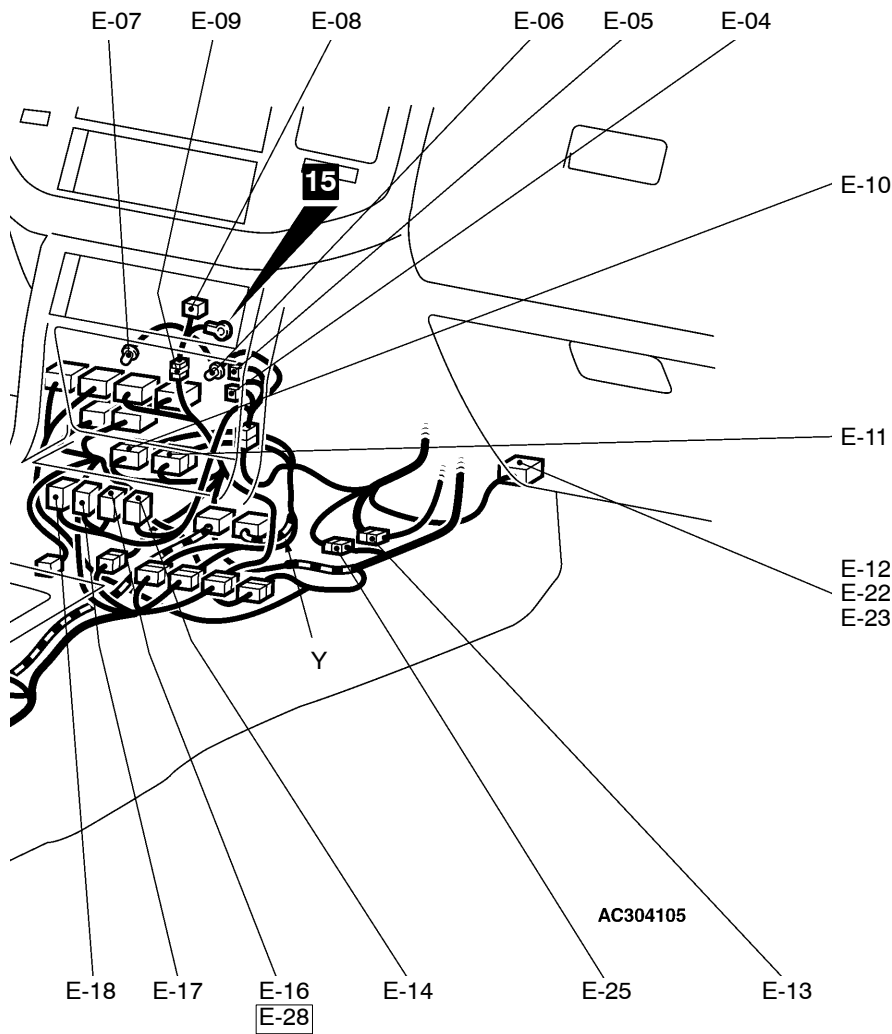
E

-01
thru
-28



E-01 (3-B)	ABS G sensor <Without M-ATC and M-ASTC>
E-02 (1-B)	Parking brake switch
E-03 (4)	A/T selector lever position illumination lamp
E-04 (1-B)	Cigarette lighter
E-05 (1)	Cigarette lighter
E-06 (2)	Cigarette lighter illumination lamp
E-07 (2)	Ashtray illumination lamp
E-08 (2)	HBB buzzer
E-09 (2-B)	Diode (for ABS circuit)

E-10 (14)	Instrument panel wiring harness and control wiring harness combination
E-11 (14)	Instrument panel wiring harness and control wiring harness combination
E-12 (14)	Rear heater control unit <Rear heater (built in underfloor)>
E-13 (38)	Instrument panel wiring harness and control wiring harness combination



Connector colour code

B: Black
 Y: Yellow
 L: Blue
 G: Green
 R: Red
 BR: Brown
 V: Violet
 O: Orange
 GR: Gray
 None: Milk white

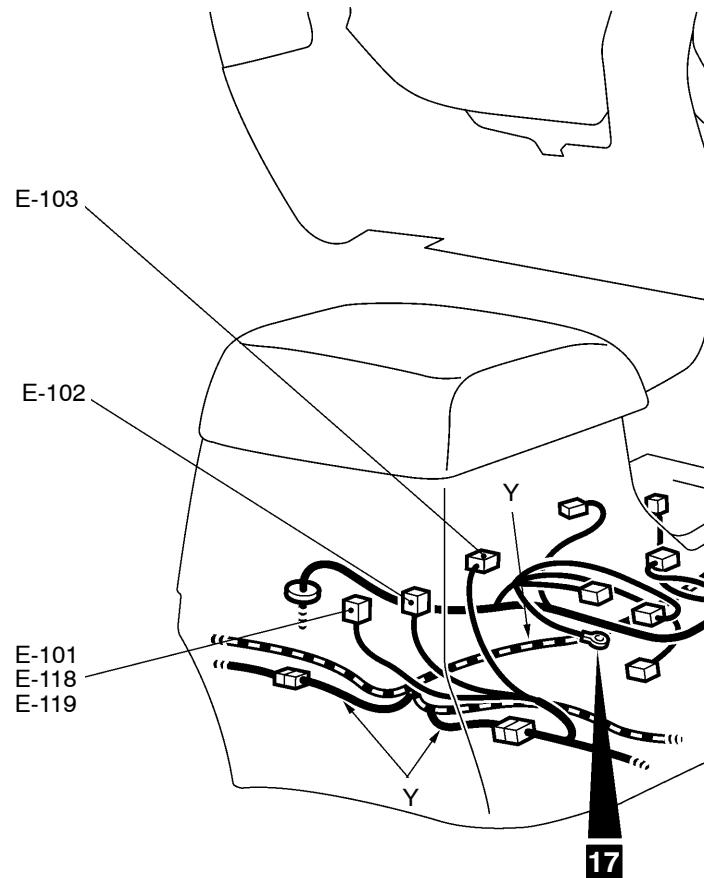
E-14 (6)	Front rear fan switch
E-16 (6)	Rear differential lock switch <Without M-ATC and M-ASTC>
E-17 (8)	Motor antenna switch
E-18 (9)	Heated seat switch
E-19 (6)	Transfer shift lever switch
E-20 (5)	Floor wiring harness (RH) and side air bag wiring harness combination
E-21 (4)	Floor wiring harness (LH) and side air bag wiring harness combination
E-22 (14)	Rear cooler control unit

E-23 (14)	Rear A/C control unit
E-25 (22-L)	Instrument panel wiring harness and control wiring harness combination
E-26 (5)	G sensor <M-ATC>
<u>E-27</u> (4-GR)	G and yaw rate sensor <M-ASTC>
<u>E-28</u> (6)	Active stability control switch <M-ASTC>

NOTE

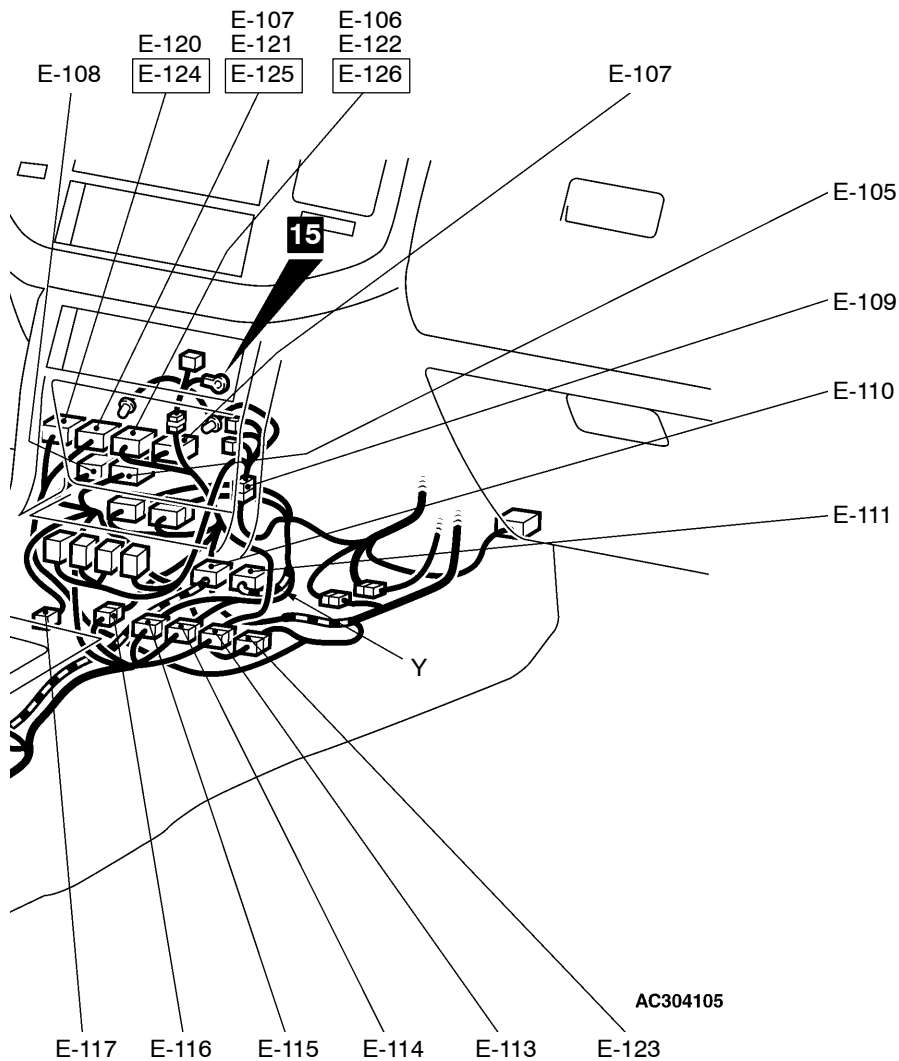
Connector numbers enclosed by a box mean connectors which have been added.

L.H. drive vehicles

Connector
symbol**E**-101
thru
-126

E-101 (14) Rear heater switch
 E-102 (2) Accessory socket
 E-103 (10) Rear heater unit <Rear heater (built in floor console)>
 E-105 (26) Transfer-ECU
 E-106 (26-Y) ABS-ECU
 E-107 (22-Y) ABS-ECU
 E-108 (22) Transfer-ECU
 E-109 (22) Instrument panel wiring harness and console wiring harness combination

E-110 (22-Y) SRS-ECU
 E-111 (20-Y) SRS-ECU
 E-113 (38) Control wiring harness and transmission wiring harness combination
 E-114 (1) Instrument panel wiring harness and transmission wiring harness combination
 E-115 (16) Instrument panel wiring harness and transmission wiring harness combination



Connector colour code

B: Black
 Y: Yellow
 L: Blue
 G: Green
 R: Red
 BR: Brown
 V: Violet
 O: Orange
 GR: Gray
 None: Milk white

E-116 (6) Control wiring harness and transmission wiring harness combination <Petrol>
 E-117 (8) Shift switch assembly <Sport mode A/T>
 E-118 (14) Rear cooler switch
 E-119 (14) Rear A/C switch
 E-120 (31) M-ATC-ECU
 E-121 (24) M-ATC-ECU
 E-122 (17) M-ATC-ECU
 E-123 (19-GR) Control wiring harness and transmission wiring harness combination

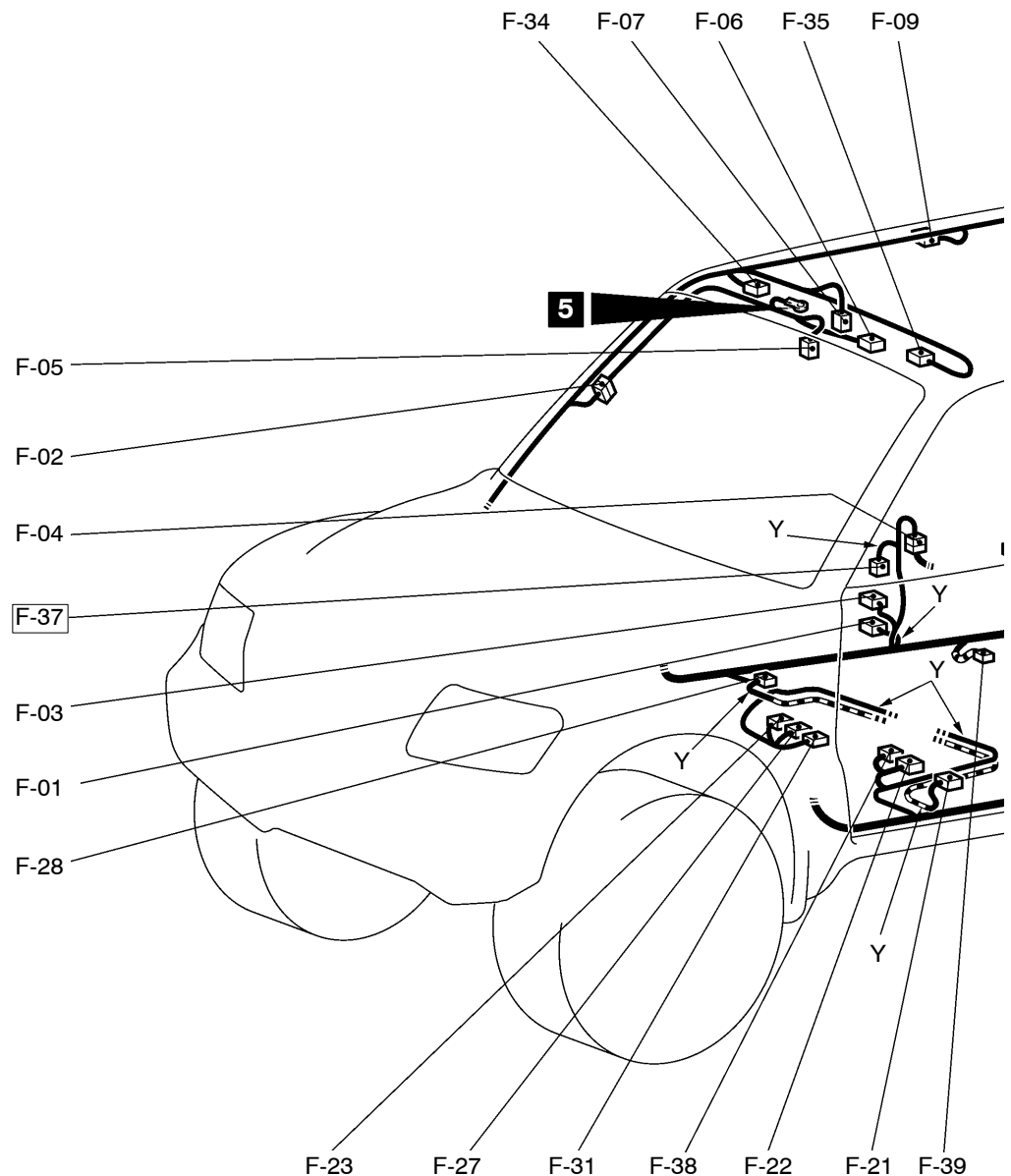
E-124 (31) M-ASTC-ECU
 E-125 (24) M-ASTC-ECU
 E-126 (17) M-ASTC-ECU

NOTE

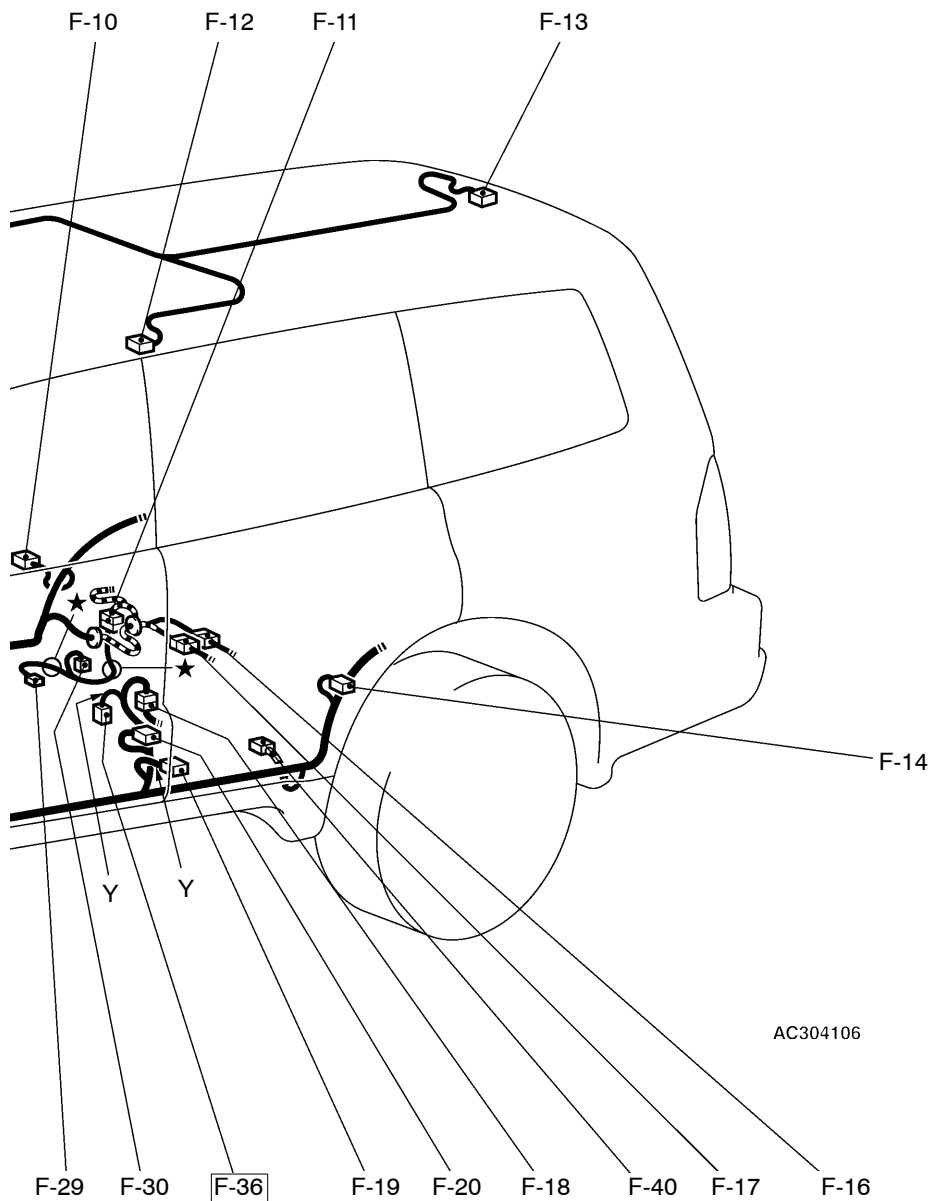
Connector numbers enclosed by a box mean connectors which have been added.

FRONT FLOOR AND ROOF

Long wheelbase models <R.H. drive vehicles>

Main
IndexGroup
TOCConnector
symbol**F**

F-01 (2-Y)	Side impact sensor (RH)	F-11 (4-B)	Floor wiring harness (RH) and fuel wiring harness combination
F-02 (6)	Roof wiring harness and pillar wiring harness combination	F-12 (3)	Rear personal lamp (LH)
F-03 (3)	Front door switch (RH)	F-13 (2-GR)	Luggage compartment lamp
F-04 (14)	Floor wiring harness (RH) and rear door wiring harness (RH) combination	F-14 (3)	Rear door switch (LH)
F-05 (6-B)	Sunroof switch	F-16 (6-GR)	Floor wiring harness (RH) and frame wiring harness combination <Vehicles for South Africa and Australia>
F-06 (10)	Sunroof motor assembly	F-17 (8-B)	Floor wiring harness (RH) and frame wiring harness combination
F-07 (2)	Room lamp	F-18 (14)	Floor wiring harness (LH) and rear door wiring harness (LH) combination
F-09 (3)	Rear personal lamp (RH)		
F-10 (3)	Rear door switch (RH)		



Connector colour code

B: Black
Y: Yellow
L: Blue
G: Green
R: Red
BR: Brown
V: Violet
O: Orange
GR: Gray
None: Milk white

F-19 (2-Y)	Side impact sensor (LH)
F-20 (3)	Front door switch (LH)
F-21 (2-R)	Side air bag module (squib) (LH)
F-22 (3)	Heated seat assembly (LH) <Vehicles for Hong Kong and South Africa>
F-23 (3)	Power seat assembly (Driver's side)
F-27 (3)	Heated seat assembly (RH) <Vehicles for Hong Kong and South Africa>
F-28 (2-R)	Side air bag module (squib) (RH)
F-29 (3-B)	Fuel gauge unit
F-30 (5-GR)	Fuel pump
F-31 (2)	Seat belt switch
	<Vehicles for Hong Kong>

F-34 (2)	Vanity mirror lamp (RH)
F-35 (2)	Vanity mirror lamp (LH)
<u>F-36</u> (2-R)	Seat belt pre-tensioner (LH)
<u>F-37</u> (2-R)	Seat belt pre-tensioner (RH)
F-38 (3)	Power seat assembly (Passenger's side)
	<Vehicles for Australia>
F-39 (2-B)	Side step lamp (RH)
F-40 (2-B)	Side step lamp (LH)

NOTE

Connector numbers enclosed by a box mean connectors which have been changed and added.

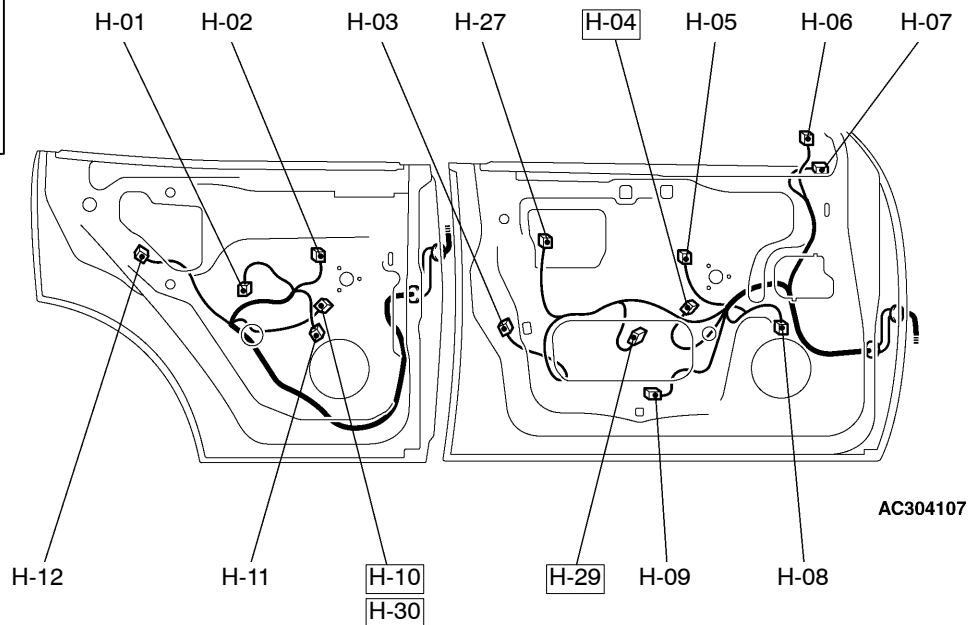
DOOR

Long wheelbase models

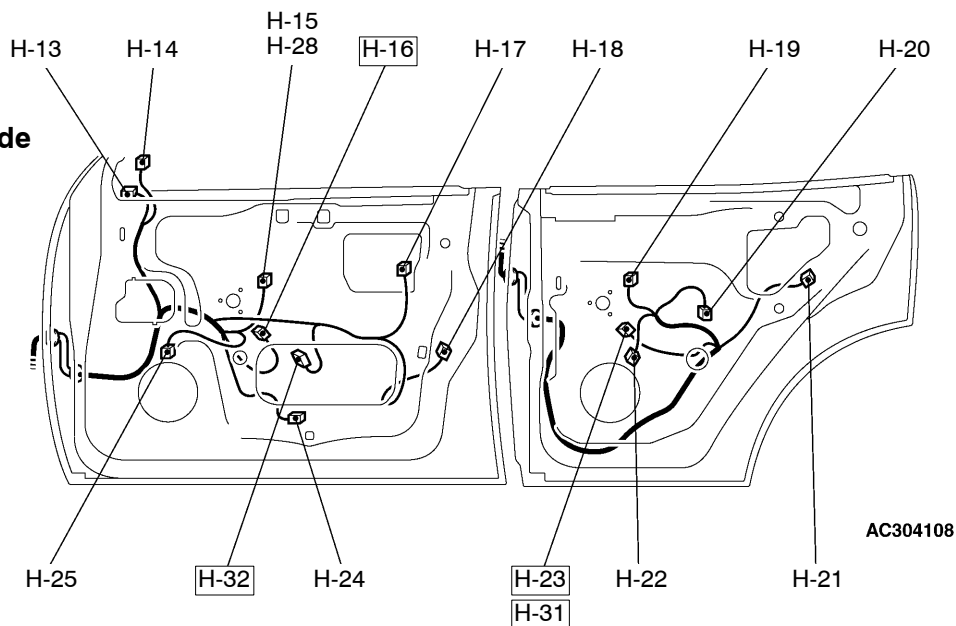
Connector
symbol**H**

<L.H. drive vehicles>

Driver's side



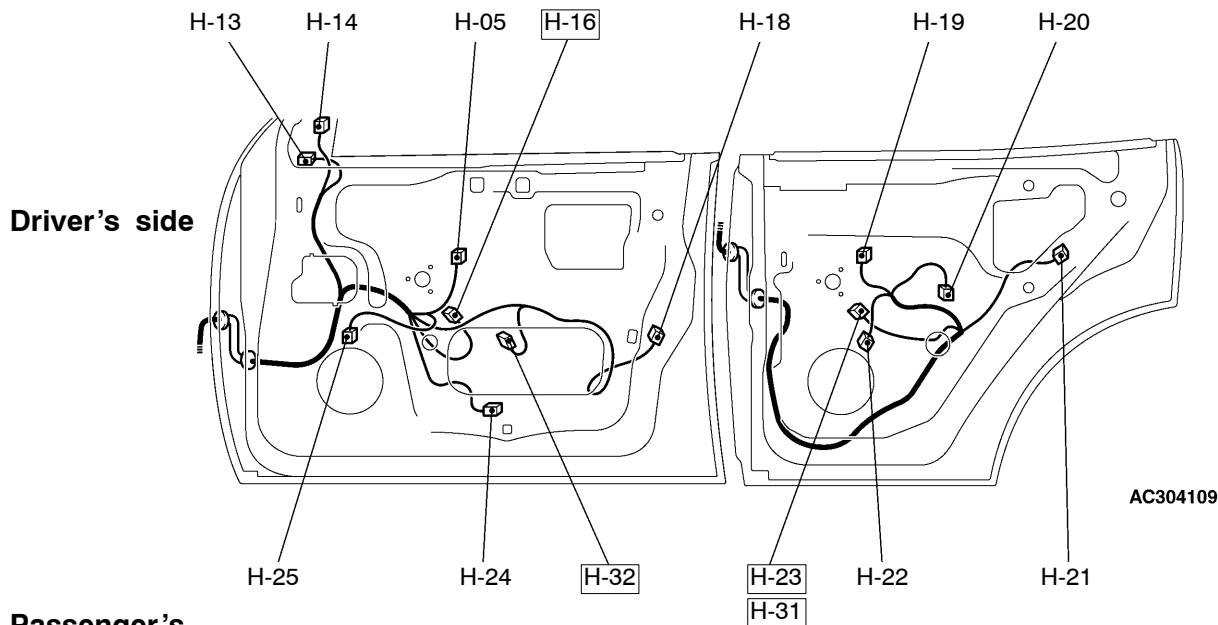
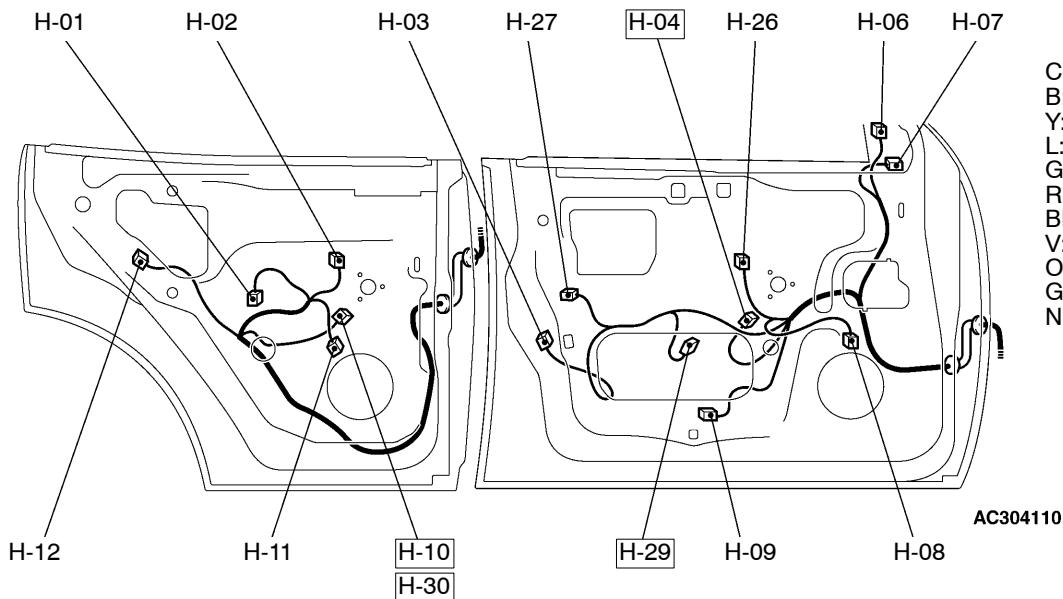
Passenger's side



H-01 (2-B)	Door lamp (Rear: LH)
H-02 (6)	Power window sub switch (Rear: LH)
H-03 (6-B)	Door lock actuator (Front: LH)
H-04 (6-GR)	Power window motor (Front: LH)
	<Vehicles for Argentina, South Africa and Hong Kong>
H-05 (14)	Power window main switch
H-06 (2)	Tweeter (LH)
H-7 (7)	Remote controlled mirror (LH)
H-08 (2)	Front door speaker (LH)
H-09 (2-B)	Door lamp (Front: LH)
H-10 (6-GR)	Power window motor (Rear: LH)
	<Vehicles for Argentina, South Africa and Hong Kong>
H-11 (2)	Rear speaker (LH)

H-12 (6-B)	Door lock actuator (Rear: LH)
H-13 (7)	Remote controlled mirror (RH)
H-14 (2)	Tweeter (RH)
H-15 (6)	Power window sub switch (Front: RH)
	<Except for Taiwan>
H-16 (6-GR)	Power window motor (Front: RH)
	<Vehicles for Argentina, South Africa and Hong Kong>
H-17 (3-B)	Door lock key cylinder switch (RH)
	<L.H. drive vehicles>
H-18 (6-B)	Door lock actuator (Front: RH)
H-19 (6)	Power window sub switch (Rear: RH)
H-20 (2-B)	Door lamp (Rear: RH)

<R.H. drive vehicles>

**Passenger's side**

Connector colour code
 B: Black
 Y: Yellow
 L: Blue
 G: Green
 R: Red
 BR: Brown
 V: Violet
 O: Orange
 GR: Gray
 None: Milk white

H-21 (6-B)	Door lock actuator (Rear: RH)
H-22 (2)	Rear speaker (RH)
H-23 (6-GR)	Power window motor (Rear: RH) <Vehicles for Argentina, South Africa and Hong Kong>
H-24 (2-B)	Door lamp (Front: RH)
H-25 (2)	Front door speaker (RH)
H-26 (6)	Power window sub switch (Front: LH)
H-27 (3-B)	Door lock key cylinder switch (LH) <Vehicles for Taiwan and R.H. drive vehicles>
H-28 (10)	Power window sub switch (Front: RH) <Vehicles for Taiwan>
H-29 (2-B)	Power window motor (Front: LH) <Except for Argentina, South Africa and Hong Kong>

H-30 (2-B)	Power window motor (Rear: LH) <Except for Argentina, South Africa and Hong Kong>
H-31 (2-B)	Power window motor (Rear: RH) <Except for Argentina, South Africa and Hong Kong>
H-32 (2-B)	Power window motor (Front: RH) <Except for Argentina, South Africa and Hong Kong>

NOTE

Connector numbers enclosed by a box mean connectors which have been changed and added.

SINGLE PART INSTALLATION POSITION

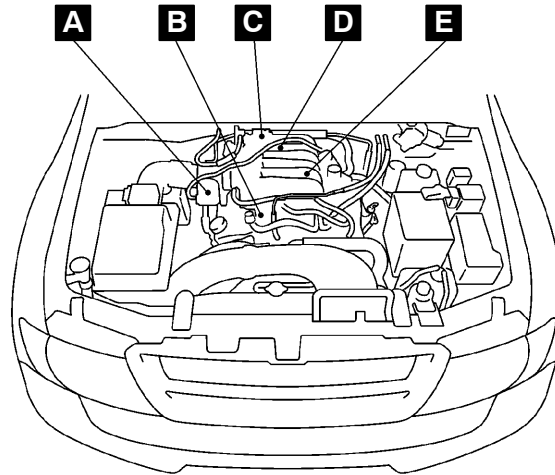
CONTENTS

SENSOR	2	EARTH	3
RELAY	3	EARTH CABLE	4
ECU	3	SOLENOID VALVE	4

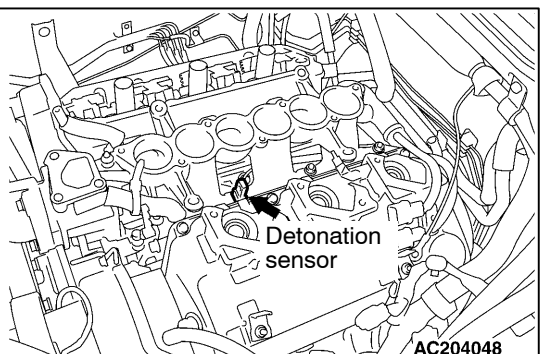
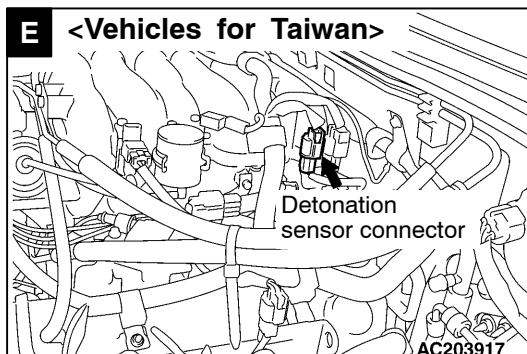
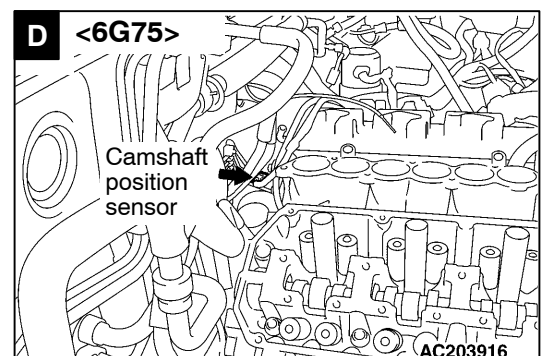
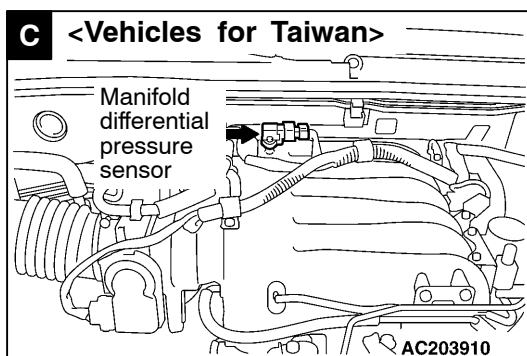
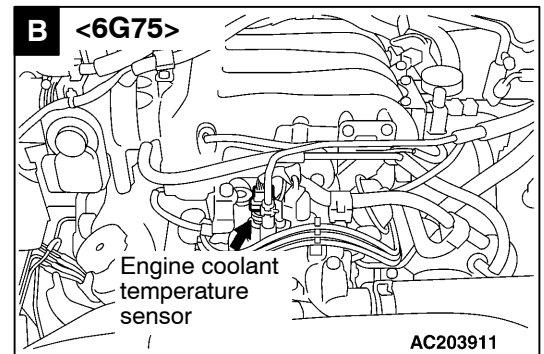
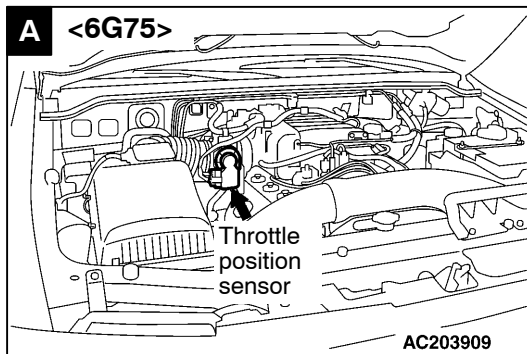
SENSOR

Main
IndexGroup
TOC

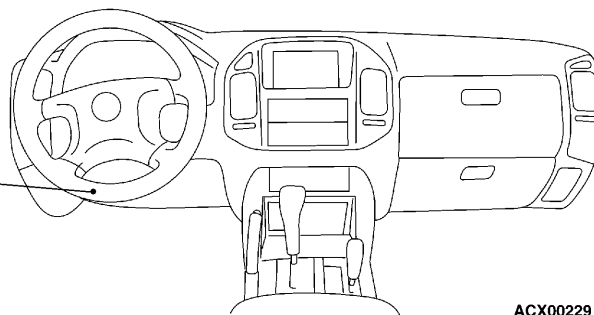
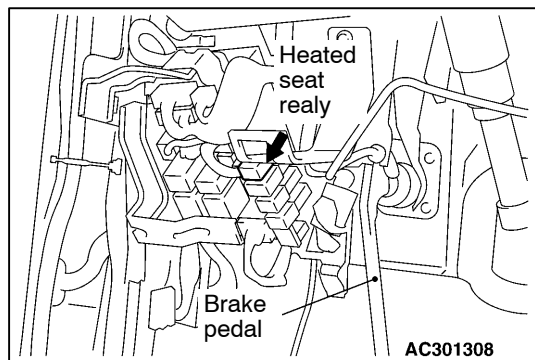
Name	Symbol	Name	Symbol
Camshaft position sensor <6G75>	D	Manifold differential pressure sensor <Vehicles for Taiwan>	C
Detonation sensor <Vehicles for Taiwan>	E	Throttle position sensor <6G75>	A
Engine coolant temperature sensor <6G75>	B		



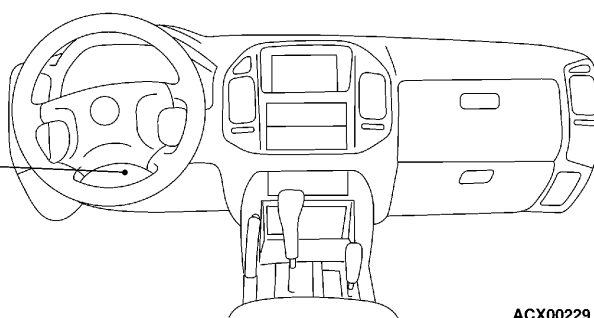
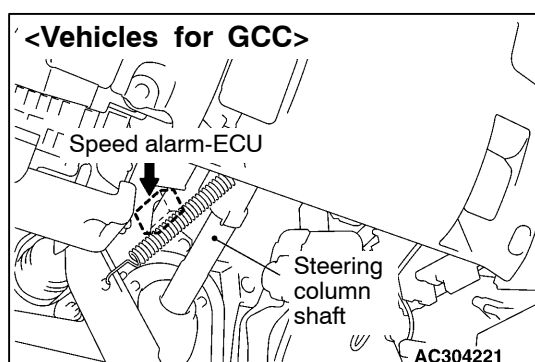
AC203906



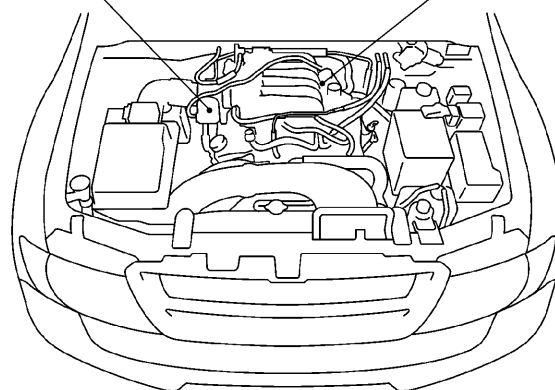
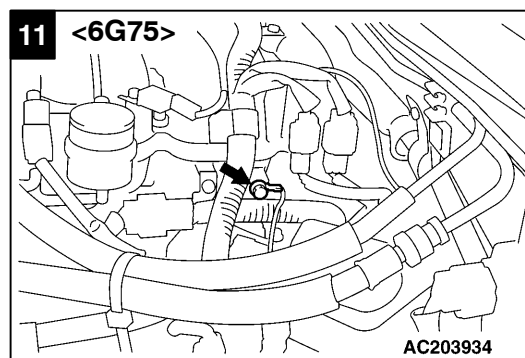
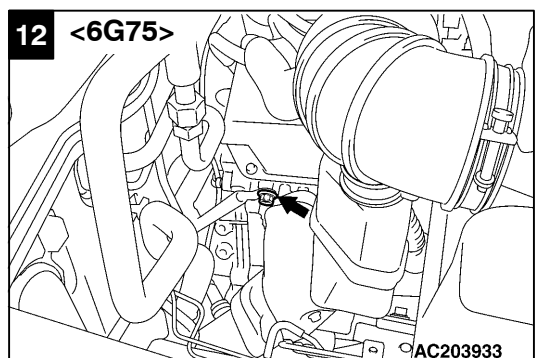
RELAY



ECU

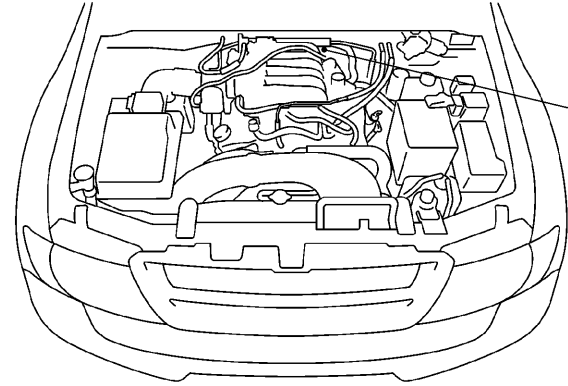


EARTH

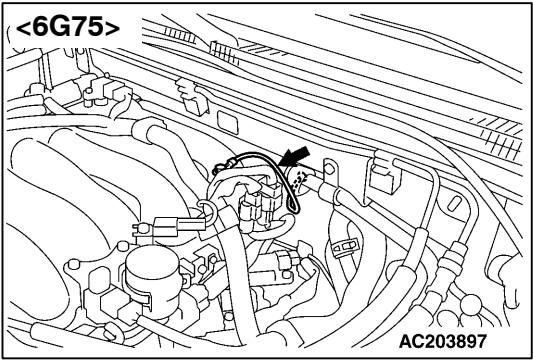


AC203906

EARTH CABLE

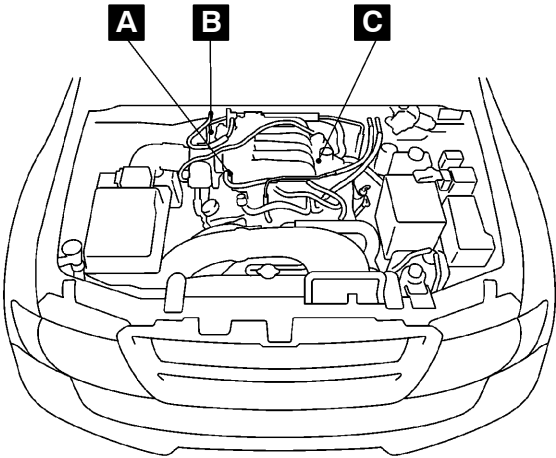


AC203906

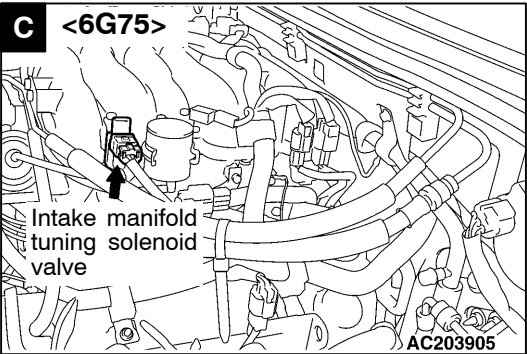
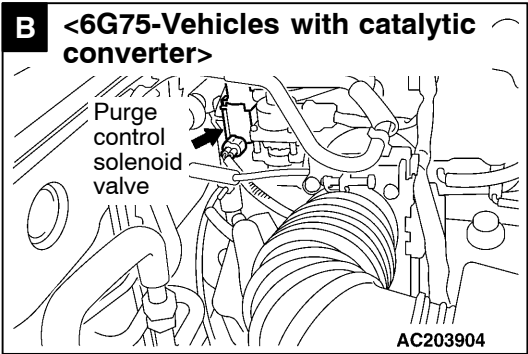
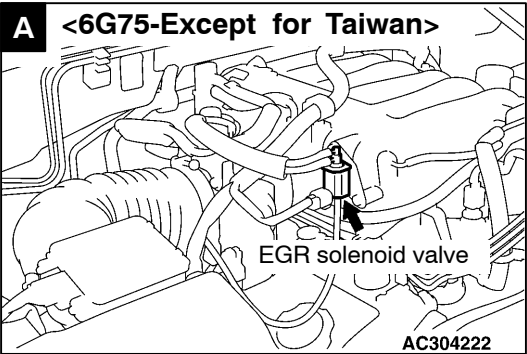


SOLENOID VALVE

Name	Symbol	Name	Symbol
EGR solenoid valve <6G75-Except for Taiwan>	A	Purge control solenoid valve <6G75-Vehicles with catalytic converter>	B
Intake manifold tuning solenoid valve <6G75>	C		



AC203906



CIRCUIT DIAGRAMS

CONTENTS

IGNITION SYSTEM

6G72, 6G74-MPI	4
6G75-MPI	6

CHARGING SYSTEM

MPI	8
-----------	---

ENGINE CONTROL SYSTEM

6G75-MPI <L.H. drive vehicles for Taiwan>	9
6G75-MPI <L.H. drive vehicles (Except for Taiwan)>	24
6G75-MPI <R.H. drive vehicles>	37
6G72, 6G74-MPI <L.H. drive vehicles>	50
6G72, 6G74-MPI <R.H. drive vehicles (Except for Hong Kong)>	60
4M41 <L.H. drive vehicles>	70

INVECS-II 4A/T

4M40 <L.H. drive vehicles with sport mode>	82
4M40 <R.H. drive vehicles with sport mode>	90

INVECS-II 5A/T

4M41 <L.H. drive vehicles>	98
6G74-MPI <L.H. drive vehicles>	107
6G75-MPI <L.H. drive vehicles for Taiwan>	116
6G75-MPI <L.H. drive vehicles (Except for Taiwan)>	126
6G75-MPI <R.H. drive vehicles>	135

METER AND GAUGE

R.H. drive vehicles	144
L.H. drive vehicles <Except for GCC>	148
L.H. drive vehicles for GCC	152

POWER WINDOWS

Long wheelbase models <L.H. drive vehicles (Except for Argentina)>	156
Long wheelbase models <R.H. drive vehicles (Except for Hong Kong and South Africa)>	160

PTC HEATER AND HEATER IDLE UP

4M41 <L.H. drive vehicles>	164
----------------------------------	-----

SINGLE MANUAL AIR CONDITIONER

MPI <Vehicles for Taiwan>	166
MPI <L.H. drive vehicles (Except for Taiwan)> ..	171
MPI <R.H. drive vehicles>	176

DUAL MANUAL AIR CONDITIONER

MPI <L.H. drive vehicles>	181
MPI <R.H. drive vehicles>	190

SINGLE AUTOMATIC AIR CONDITIONER

MPI <L.H. drive vehicles>	200
MPI <R.H. drive vehicles>	206

DUAL AUTOMATIC AIR CONDITIONER

MPI <L.H. drive vehicles>	212
MPI <R.H. drive vehicles>	222

RV METER

L.H. drive vehicles	232
R.H. drive vehicles	236

CENTER DISPLAY

Vehicles for South Africa	240
---------------------------------	-----

HBB, EBD, ABS AND M-ATC

L.H. drive vehicles	246
R.H. drive vehicles	255

HBB, EBD, ABS AND M-ASTC

L.H. drive vehicles	264
R.H. drive vehicles	274

AUTO-CRUISE CONTROL SYSTEM

6G72, 6G74-MPI <L.H. drive vehicles>	284
6G72, 6G74-MPI <R.H. drive vehicles>	290
6G75-MPI <L.H. drive vehicles>	296
6G75-MPI <R.H. drive vehicles>	301

SUPER SELECT 4WD II SYSTEM

L.H. drive vehicles	306
R.H. drive vehicles	315

SUPPLEMENTAL RESTRAINT SYSTEM (SRS)

R.H. drive vehicles	324
---------------------------	-----

HEATED SEAT

L.H. drive vehicles	328
Vehicles for Hong Kong and South Africa	331

SPEED ALARM BUZZER

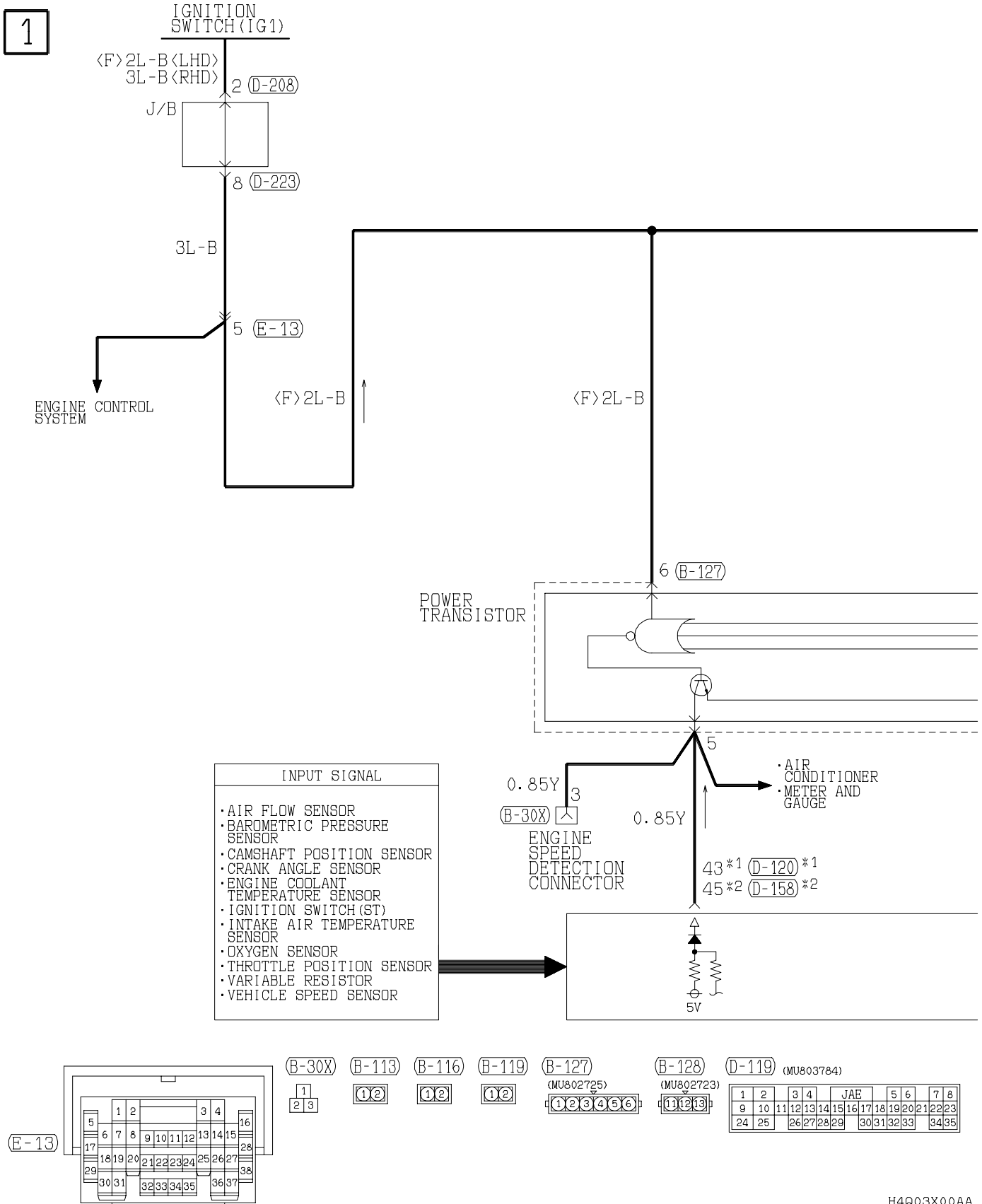
Vehicles for GCC	334
------------------------	-----

IMMOBILIZER SYSTEM

MPI <R.H. drive vehicles>	336
Petrol-powered vehicles for GCC	338
Petrol-powered vehicles for Taiwan	340

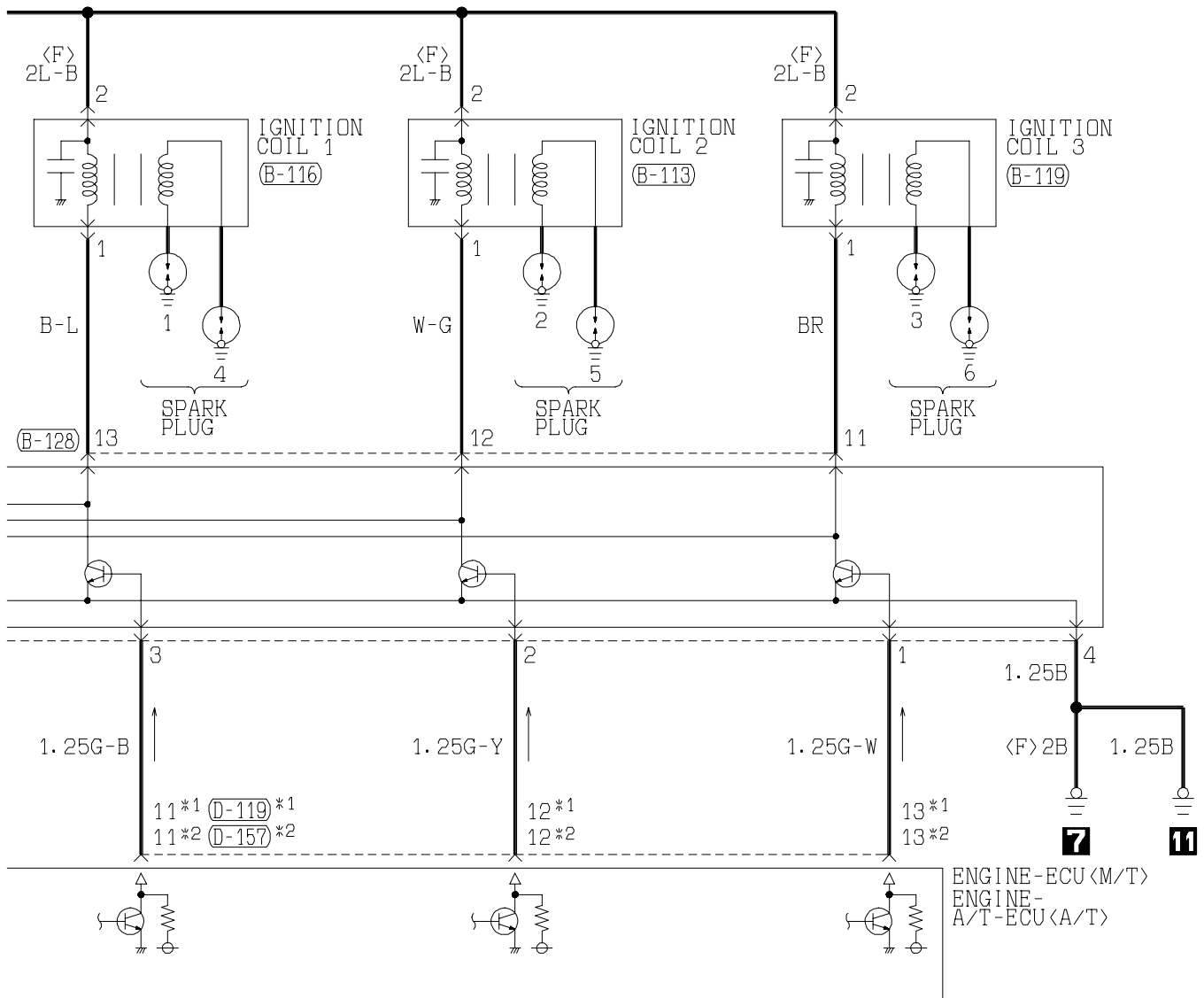
IGNITION SYSTEM

6G72, 6G74-MPI

Main
IndexGroup
TOC

2

NOTE
 *1:M/T(EXCEPT FOR HONG KONG), A/T
 *2:M/T(VEHICLES FOR HONG KONG)



(D-120) (MU803781)

41	42	43	JAE	44	45	46
47	48	49	50	51	52	53
54	55	56	57	58	59	60
61	62	63	64	65	66	

(D-157) (MU803784)

1	2	3	4	JAE	5	6	7	8
9	10	11	12	13	14	15	16	17
18	19	20	21	22	23	24	25	26
27	28	29	30	31	32	33	34	35

(D-158) (MU803782)

41	42	43	44	JAE	45	46	47
48	49	50	51	52	53	54	55
56	57	58	59	60	61	62	63
64	65	66	67	68			

(D-208) MU801331

1		2
3	4	5
6		

(D-223) (MU801866)

1		2
3	4	5
6	7	8

Wire colour code

B : Black LG : Light green

G : Green

L : Blue

W : White

Y : Yellow

SB : Sky blue

BR : Brown D : Orange

GR : Gray

R : Red

P : Pink

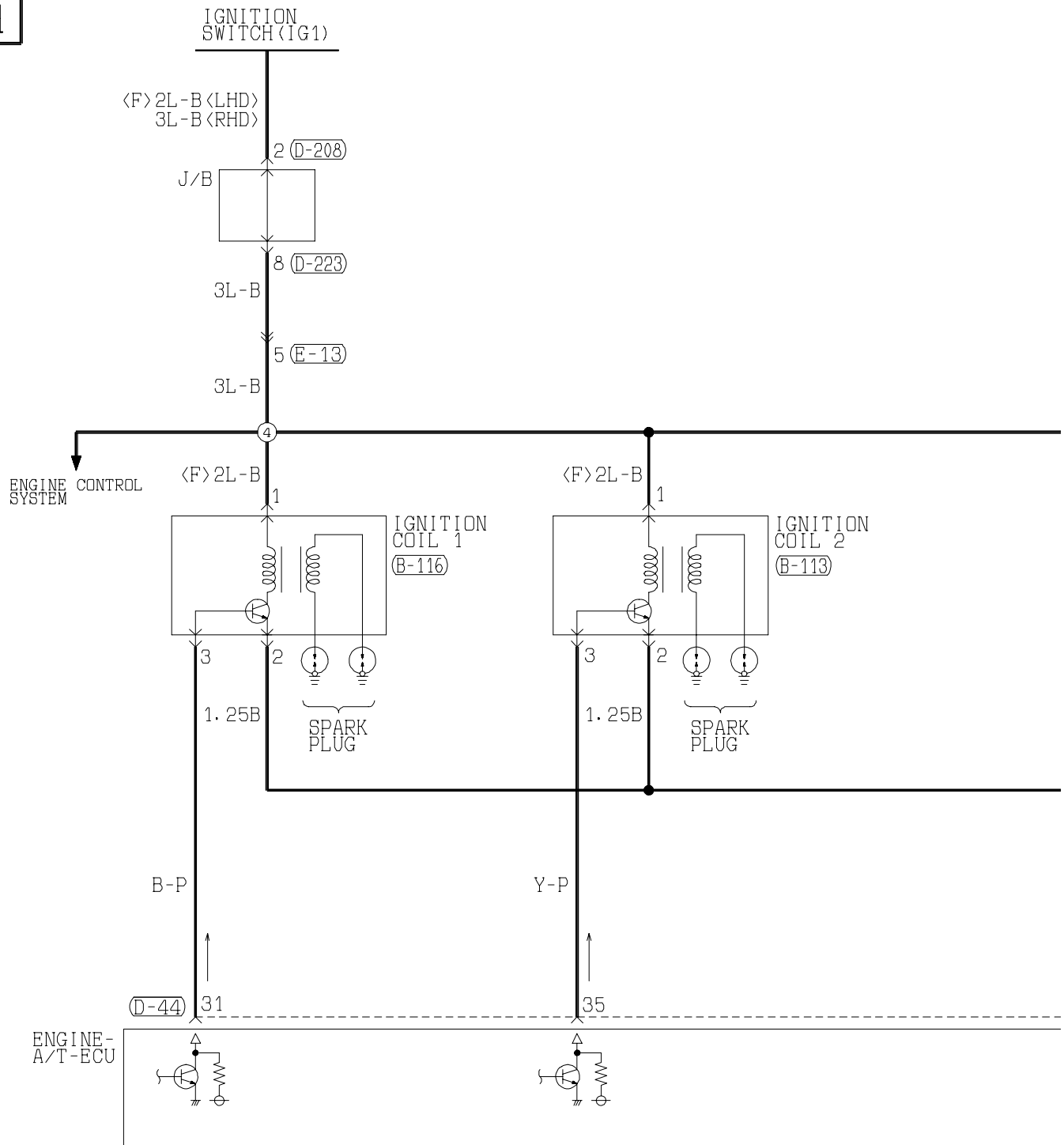
V : Violet

IGNITION SYSTEM

6G75-MPI

Main
IndexGroup
TOC

1



(B-30X)



(B-113)



(B-116)



(B-119)



(D-14)

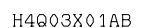


(D-44)



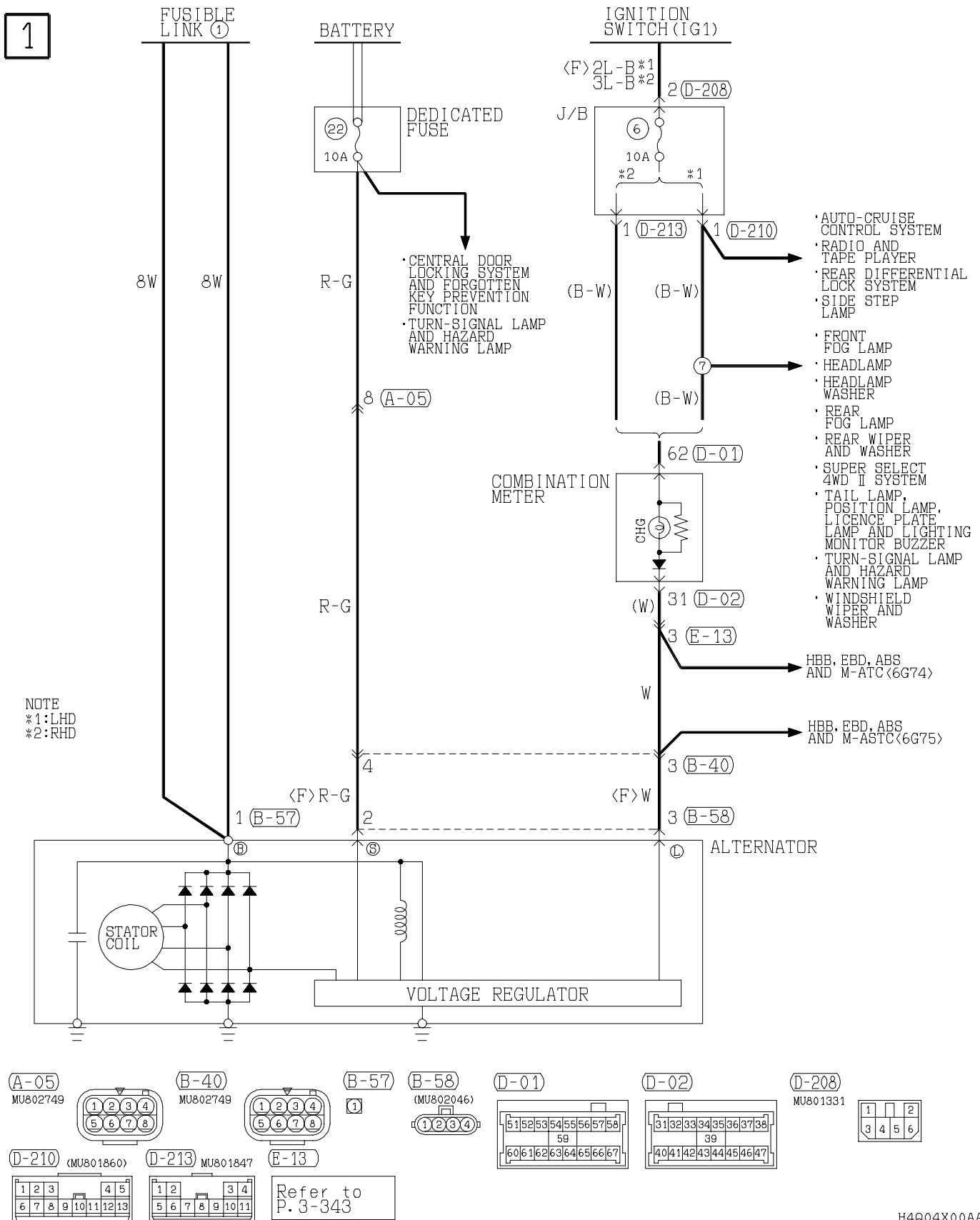
(D-45)





CHARGING SYSTEM

MPI

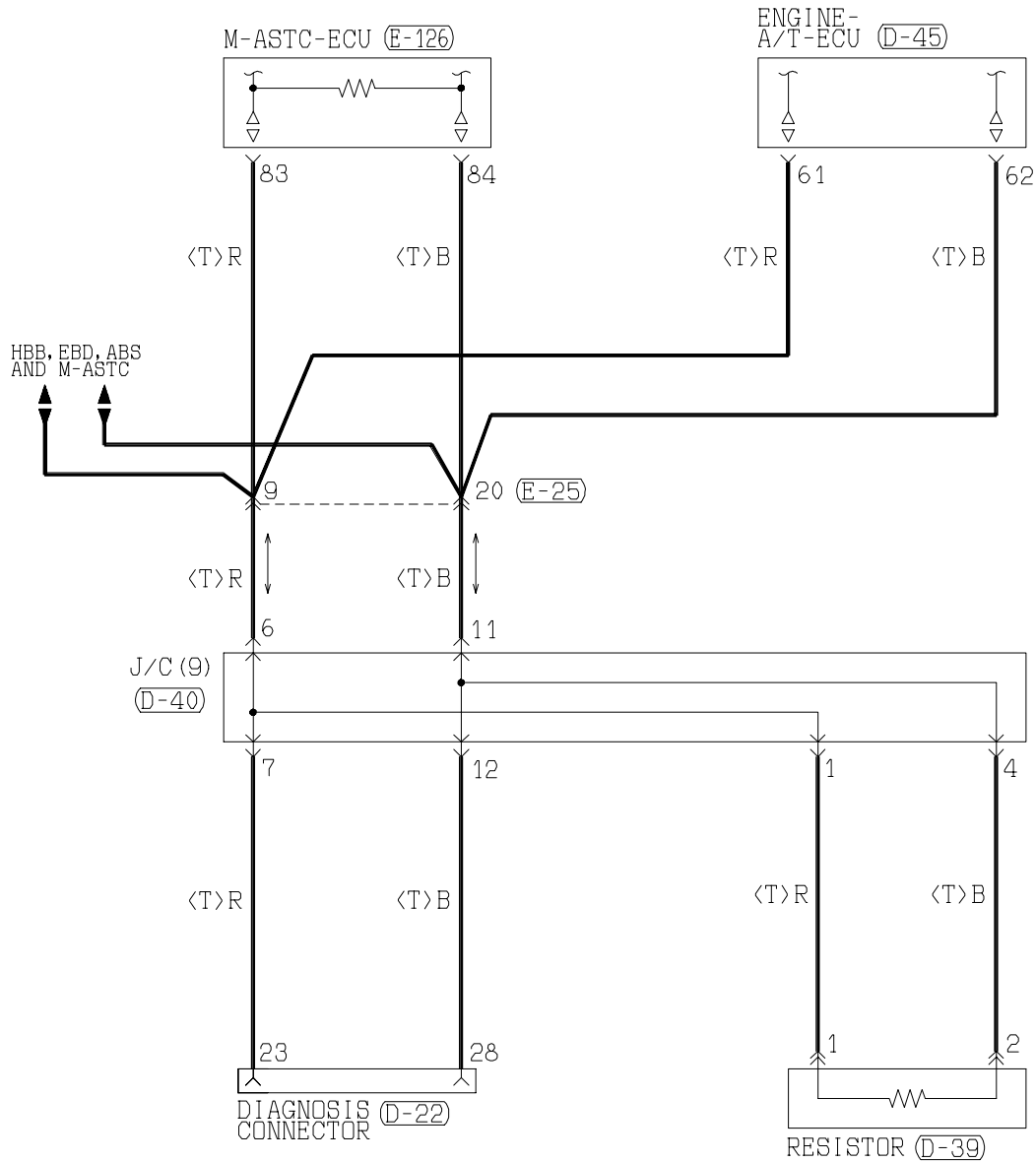
Main
IndexGroup
TOC

ENGINE CONTROL SYSTEM

6G75-MPI <L.H. drive vehicles for Taiwan>

Main
IndexGroup
TOC

1

(D-22)
MU803796FRONT
SIDE

(D-39)

(D-40) (MU801852)

(D-45)
(MU803804)

61	62	JAE	63	64
65	66	67	68	69
70	71	72	73	
74	75	76	77	78
79	80	81	82	
83	84	85	86	87
88	89			

(E-25)

1	2	3	4	5	6	7	8	9	10	11
12	13	14	15	16	17	18	19	20	21	22

(E-126)

71	72	73	74	75	76
77	78	79	80	81	82
83	84	85	86	87	

Wire colour code

B :Black LG:Light green

G :Green GR:Gray

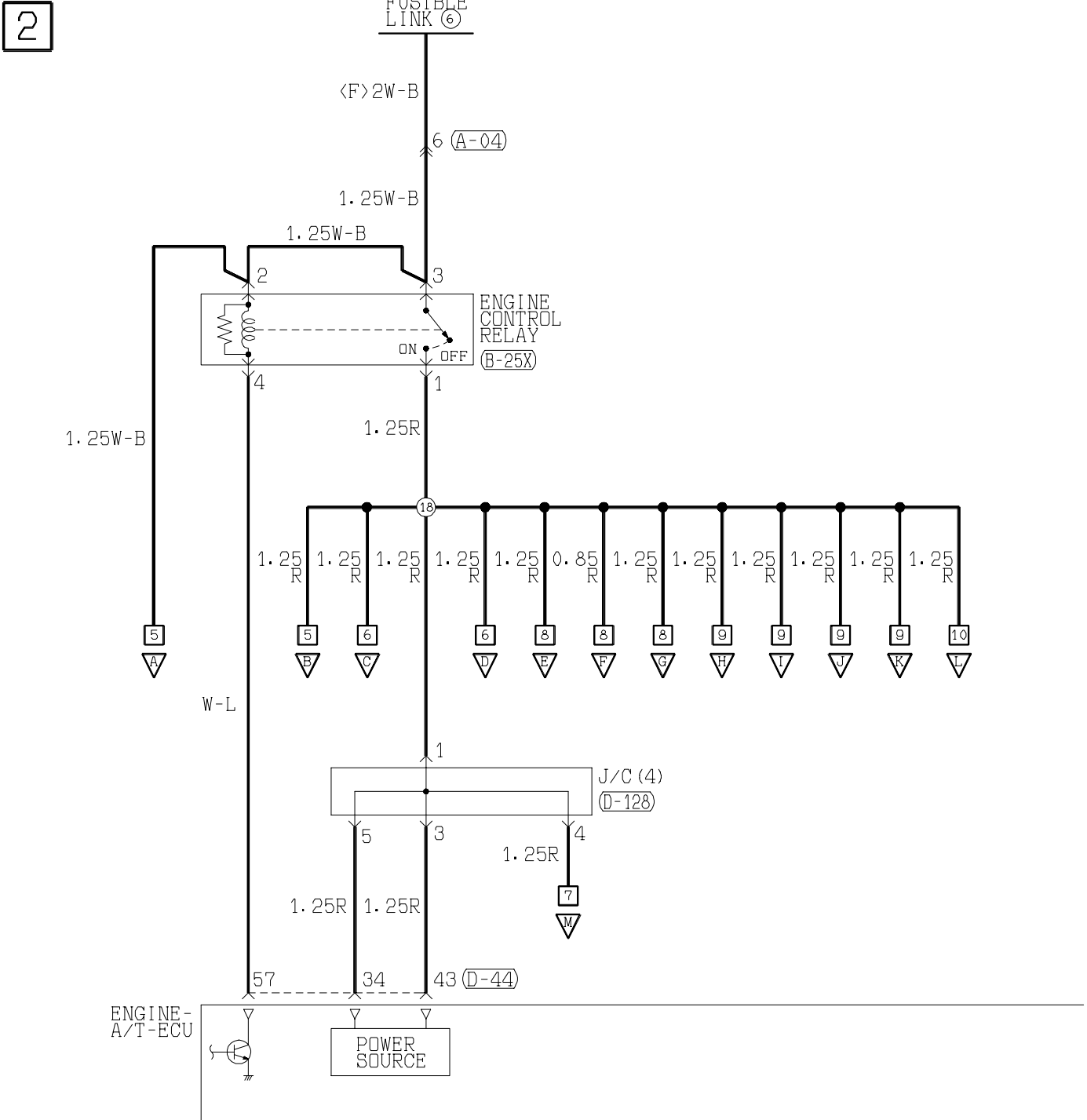
L :Blue R :Red

W :White P :Pink

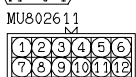
Y :Yellow V :Violet

SB:Sky blue

ENGINE CONTROL SYSTEM <6G75-MPI (L.H. drive vehicles for Taiwan)> (CONTINUED)

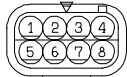
Main
IndexGroup
TOC

(A-04)



(A-05)

MU802749



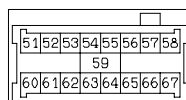
(B-25X)



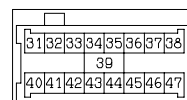
(B-27X)



(D-01)

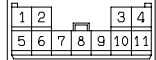


(D-02)



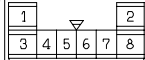
(D-213)

MU801847

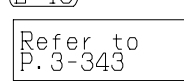


(D-223)

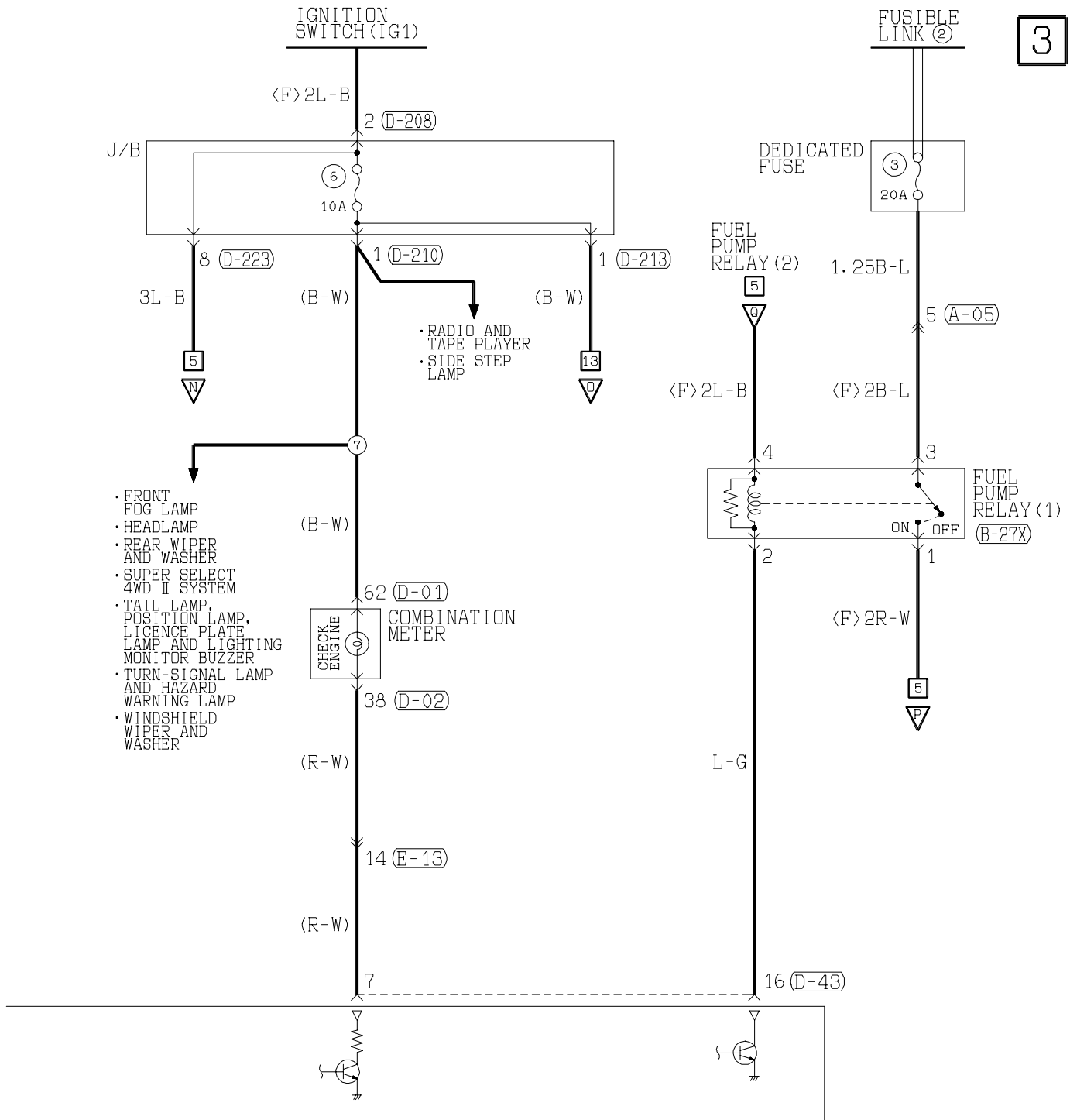
(MU801866)



(E-13)



3



(D-43)

(MU803802)

1	2	JAE	3	4
5	6	7	8	9
10	11	12	13	14
15	16	17	18	19
20	21	22	23	24
25	26	27		

(D-44)

(MU803803)

31	32	JAE	33	34
35	36	37	38	39
40	41	42	43	44
45	46	47	48	49
50	51	52	53	54
55	56	57	58	

(D-128)

1	2	3	4	5	6	7	8	9	10	11
12	13	14	15	16	17	18	19	20	21	22
23	24	25	26	27	28	29	30	31	32	33

(D-208)

MU801331

1	2
3	4
5	6

(D-210)

(MU801860)

1	2	3	4	5
6	7	8	9	10
11	12	13		

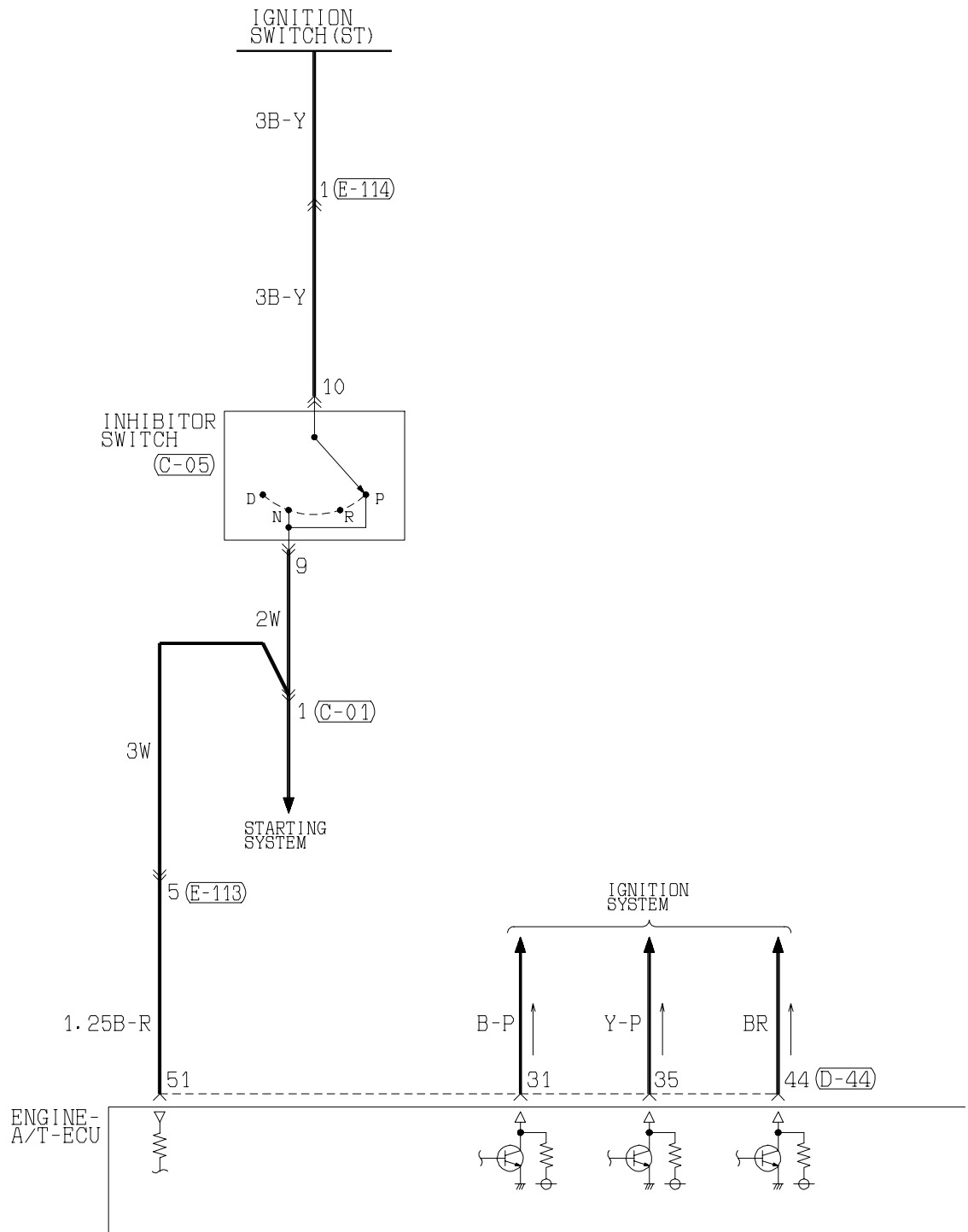
Wire colour code

B : Black LG : Light green G : Green L : Blue W : White Y : Yellow SB : Sky blue
BR : Brown O : Orange GR : Gray R : Red P : Pink V : Violet

ENGINE CONTROL SYSTEM <6G75-MPI (L.H. drive vehicles for Taiwan)> (CONTINUED)

[Main Index](#)
[Group TOC](#)

4



(B-26X)

1	2
3	4

(B-29X)

1	2
3	4

(C-01)

MU802221



(C-05)

MU802645

1	2	3	4	5
6	7	8	9	10

(D-43)

(MU803802)

1	2	JAE	3	4
5	6	7	8	9
10	11	12	13	14
15	16	17	18	19
20	21	22	23	24
25	26	27		

(D-44)

(MU803803)

31	32	JAE	33	34
35	36	37	38	39
40	41	42	43	44
45	46	47	48	49
50	51	52	53	54
55	56	57	58	



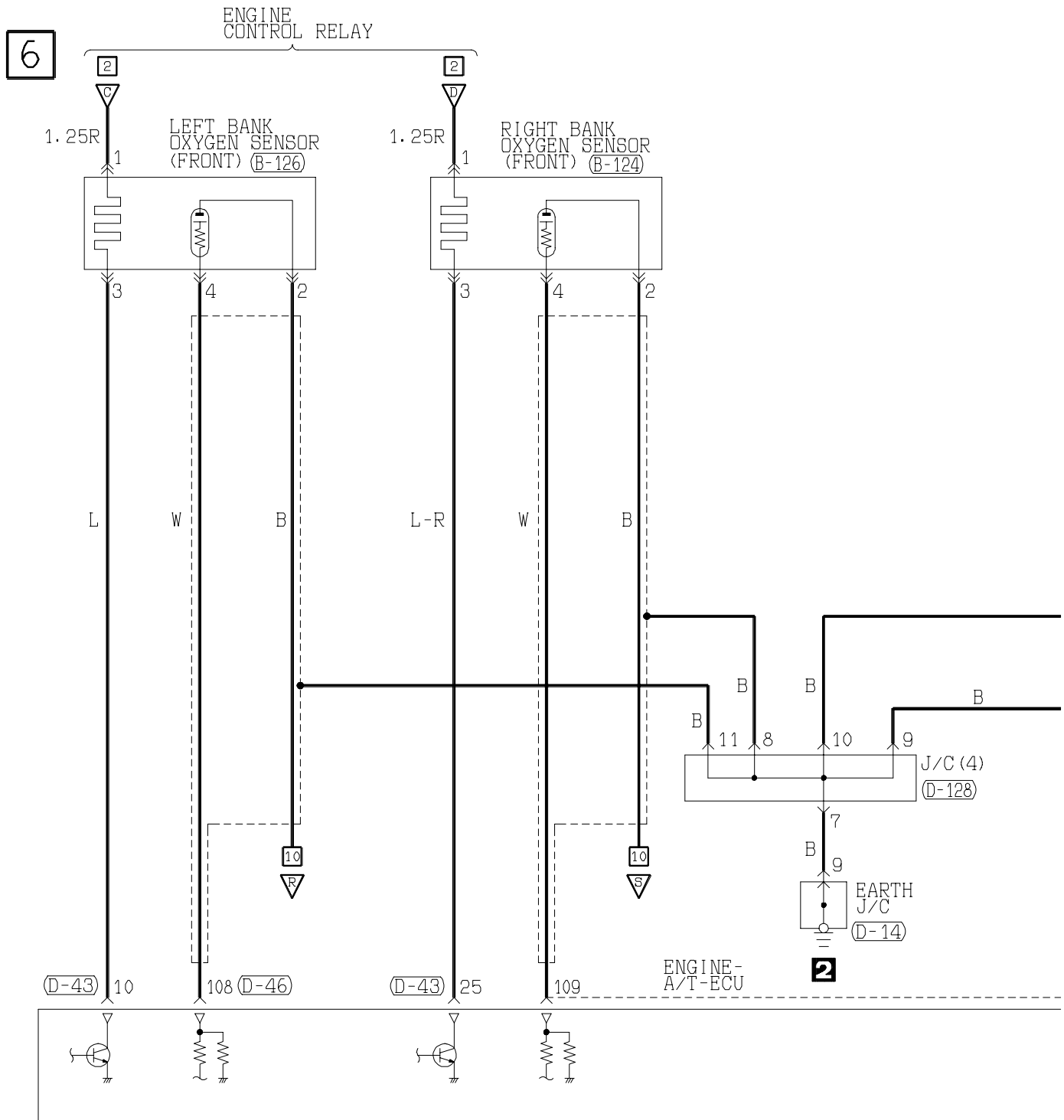
8) M0802609

M

1	2	3	4
5	6	7	8

SB: Sky blue

ENGINE CONTROL SYSTEM <6G75-MPI (L.H. drive vehicles for Taiwan)> (CONTINUED)

Main
IndexGroup
TOC

(B-124)

MU802605

1	2
3	4

(B-126)

MU802665

1	2
3	4

(C-27)

MU802605

1	2
3	4

(C-28)

MU802665

1	2
3	4

(D-14)

MU801335

1	2	3	4
5	6	7	8
9	10		

(D-43)

(MU803802)

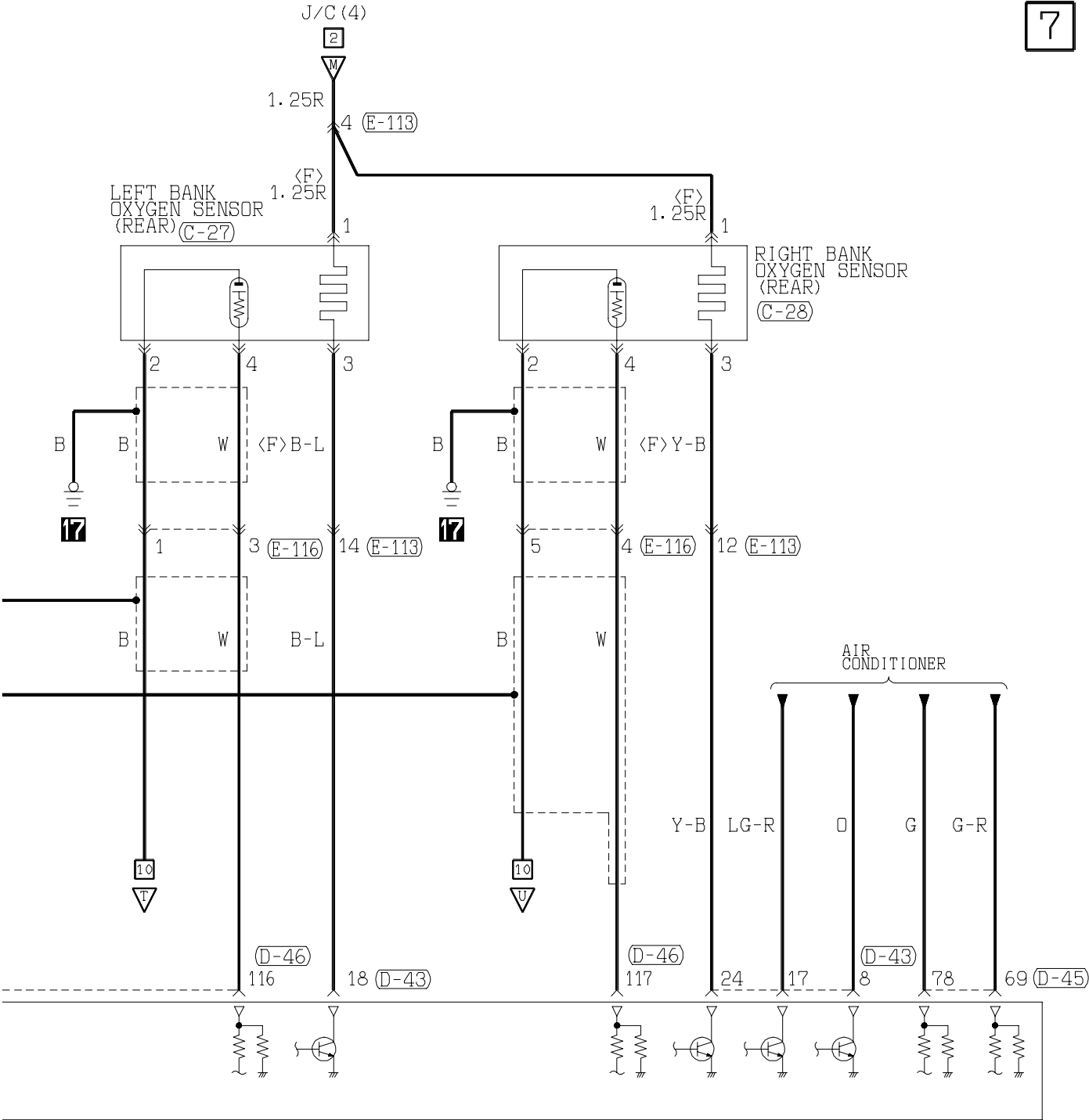
1	2	JAE	3	4
5	6	7	8	9
10	11	12	13	
14	15	16	17	18
19	20	21	22	23
24	25	26	27	

(D-45)

(MU803804)

61	62	JAE	63	64
65	66	67	68	69
70	71	72	73	
74	75	76	77	78
79	80	81	82	
83	84	85	86	87
88	89			

7



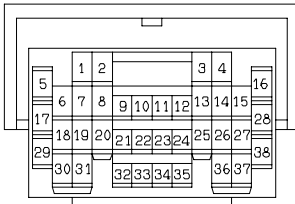
(D-46)
(MU803805)

91	92	JAE	93	94	95
96	97	98	99	100	101
102	103	104	105	106	107
108	109	110	111	112	113
114	115	116	117	118	119
120					

(D-128)

1	2	3	4	5	6	7	8	9	10	11
12	13	14	15	16	17	18	19	20	21	22
23	24	25	26	27	28	29	30	31	32	33

(E-113)



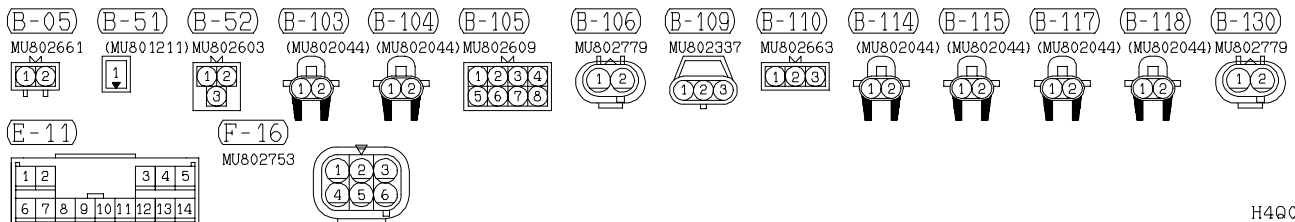
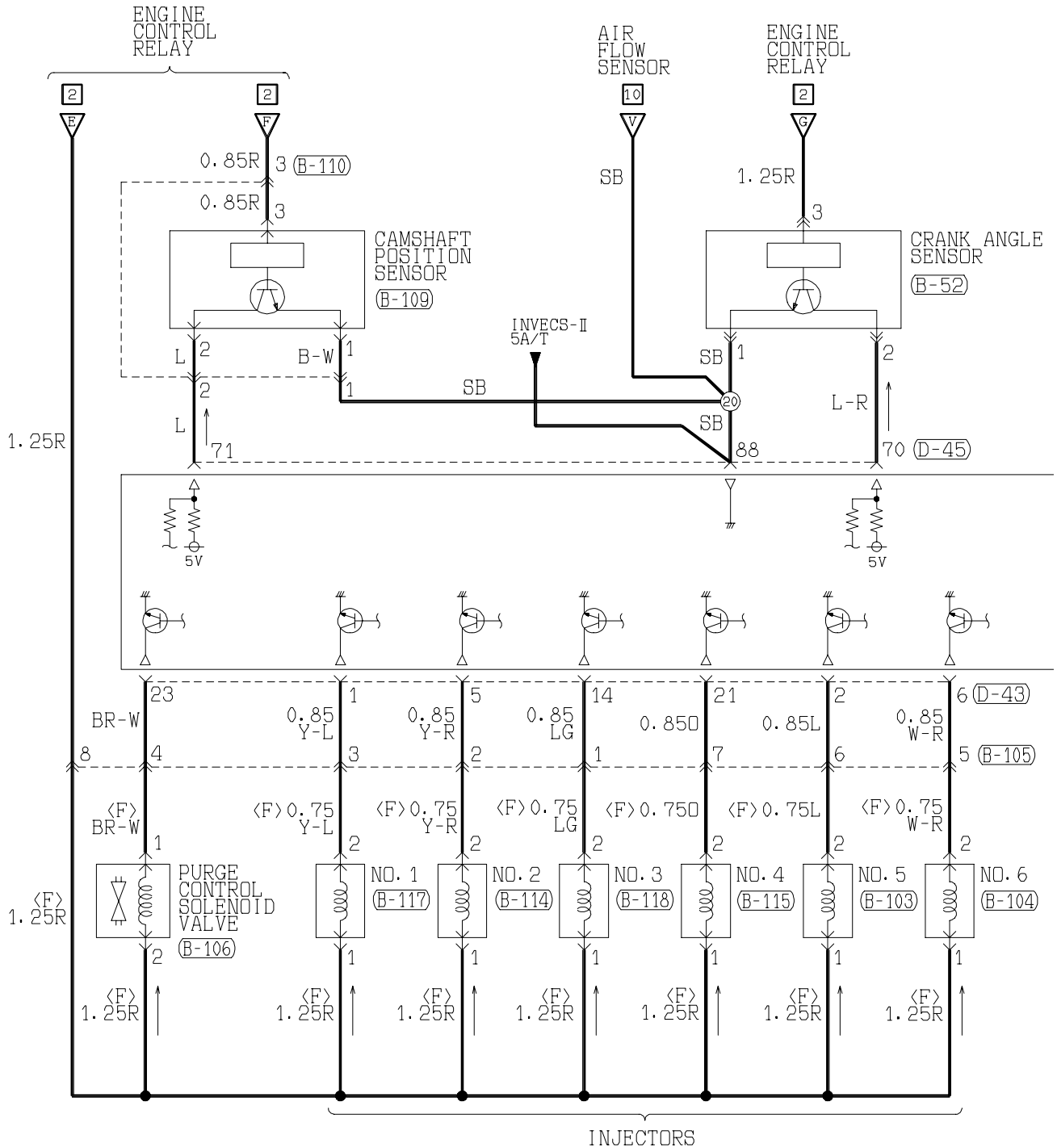
(E-116)

1	2
3	4
5	6

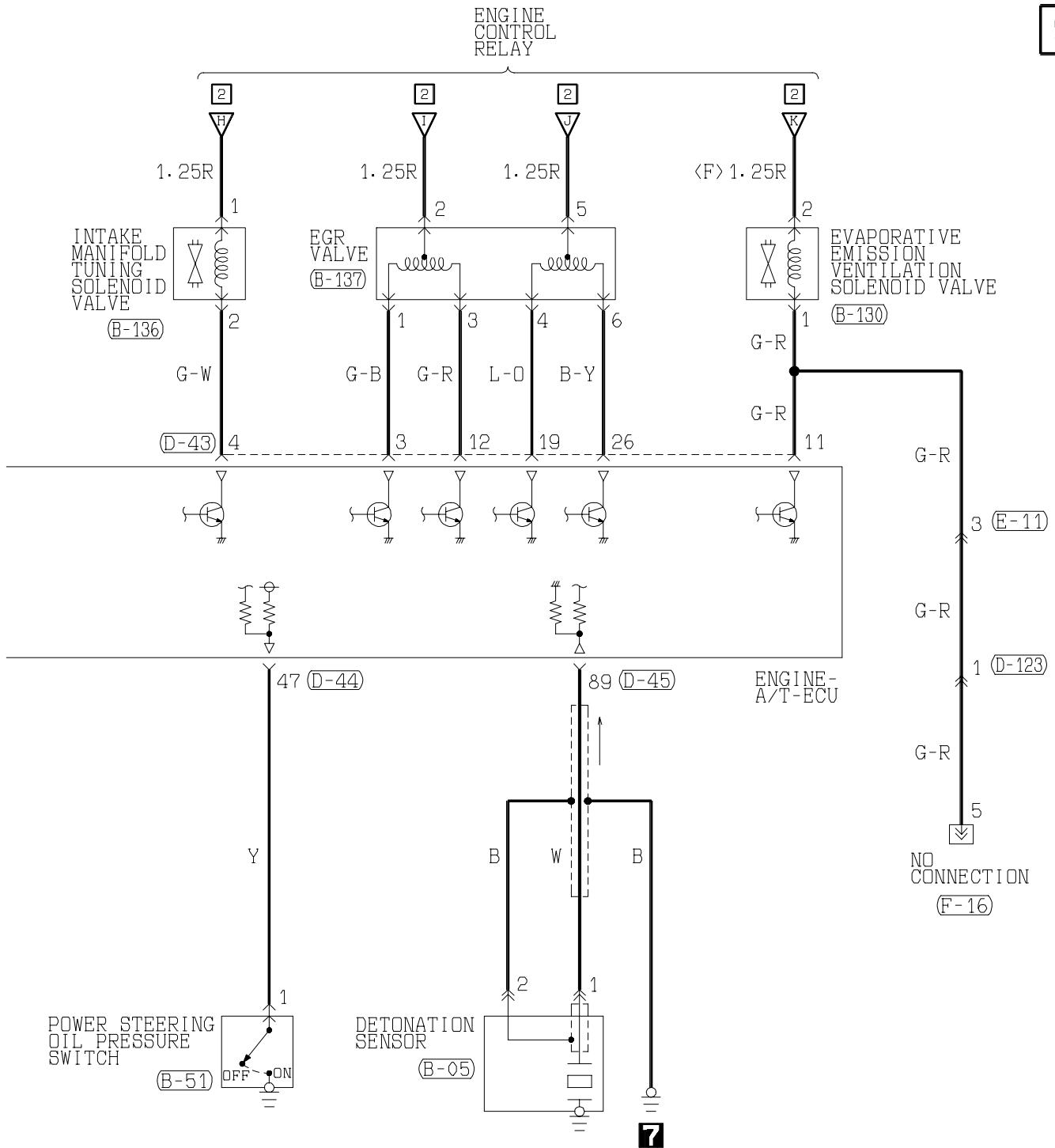
ENGINE CONTROL SYSTEM <6G75-MPI (L.H. drive vehicles for Taiwan)> (CONTINUED)

Main
IndexGroup
TOC

8



9



(B-136)



(B-137)



(D-43)



(D-44)



(D-45)



(D-123)

Refer to
P. 3-343

Wire colour code

B : Black LG: Light green
BR: Brown O : Orange

G : Green GR: Gray

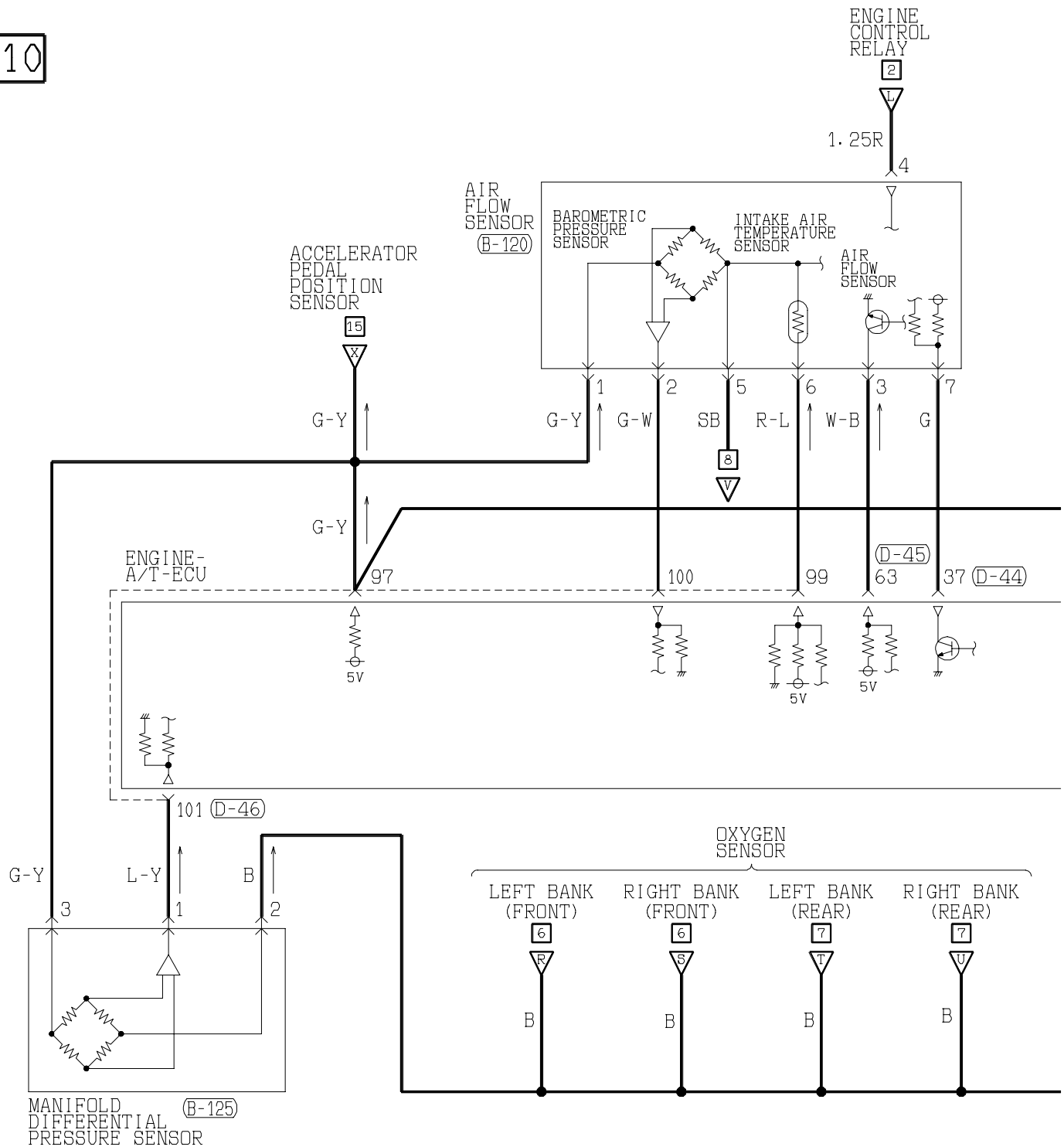
L : Blue R : Red

W : White P : Pink

Y : Yellow V : Violet

SB: Sky blue

10



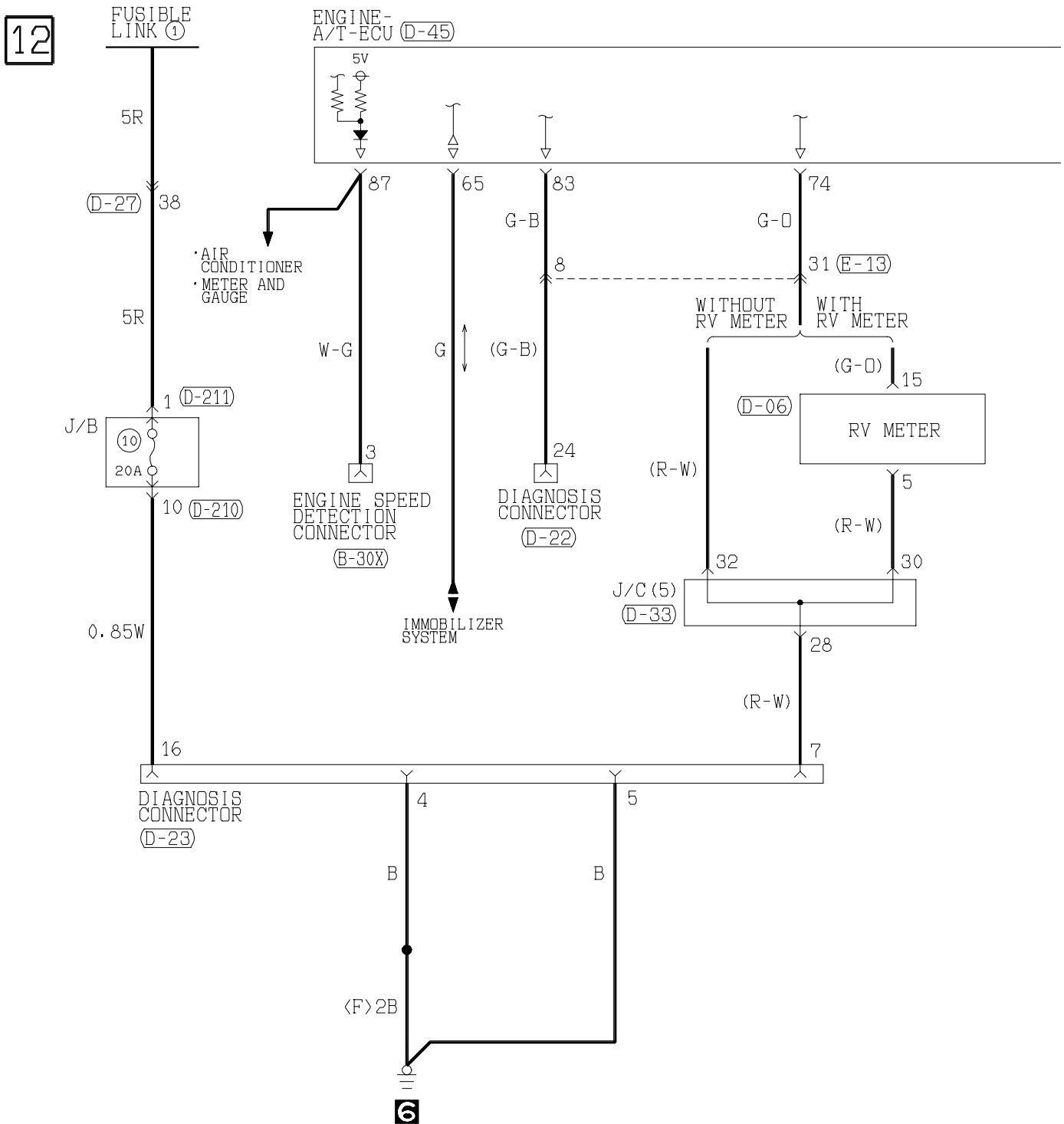


(E-11)

1	2											3	4	5
6	7	8	9	10	11	12	13	14						

H4Q05X03FB

ENGINE CONTROL SYSTEM <6G75-MPI (L.H. drive vehicles for Taiwan)> (CONTINUED)

Main
IndexGroup
TOC

(B-30X)

1
2 3

(C-09)

1	2	3
---	---	---

(D-06)

1	2	3	4	5	6	7	8	9	10
11	12	13	14	15	16	17	18	19	20

(D-22)

21	22	23	24	25
26	27	28	29	30
31	32	33		

(D-23)

1	2	3	4	5	6	7	8
9	10	11	12	13	14	15	16

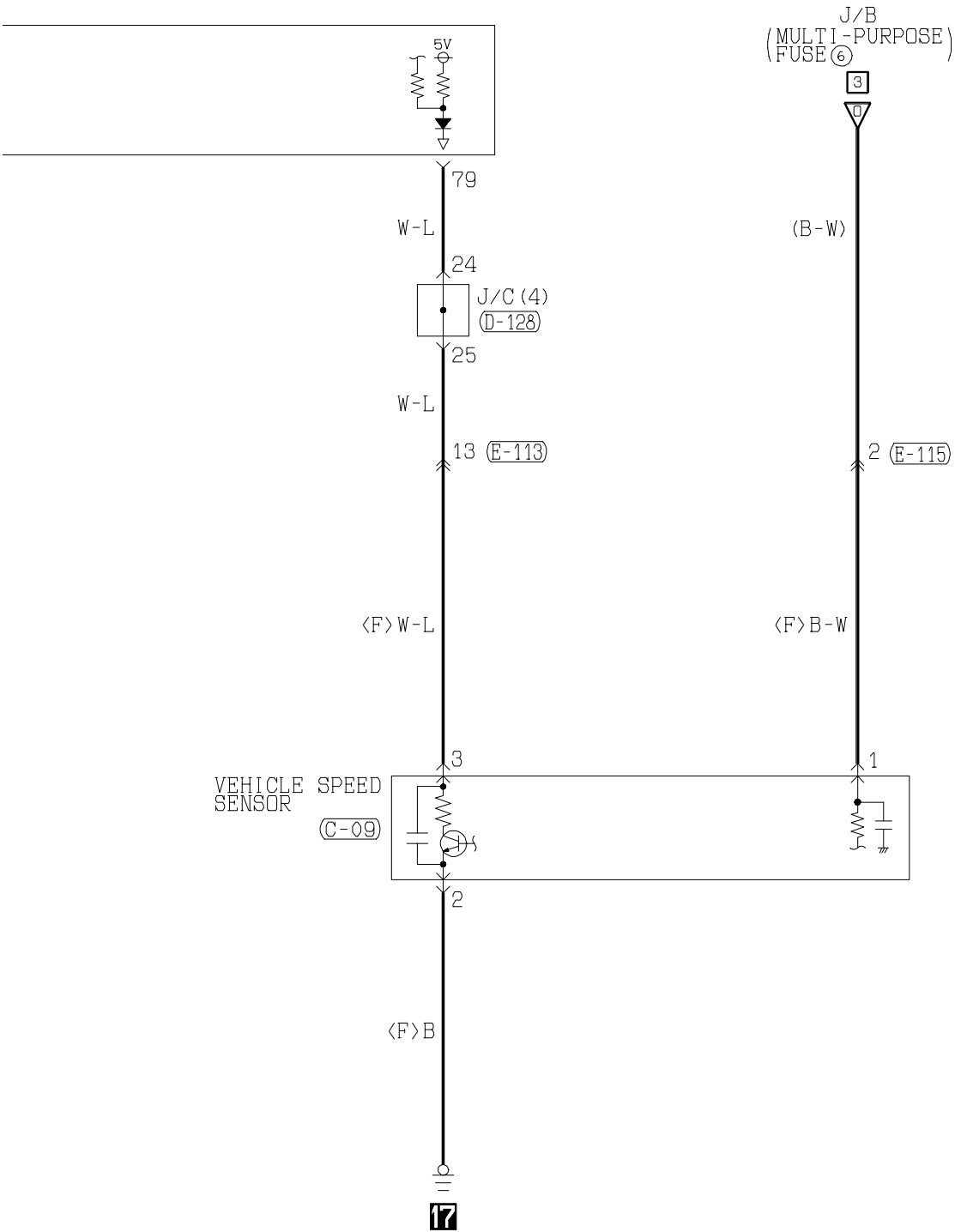
(D-27)

Refer to
P. 3-343

(D-33)

1	2	3	4	5	6	7	8	9	10	11
12	13	14	15	16	17	18	19	20	21	22
23	24	25	26	27	28	29	30	31	32	33

13



(D-45)
(MU803804)

61	62	JAE	63	64
65	66	67	68	69
70	71	72	73	
74	75	76	77	78
79	80	81	82	
83	84	85	86	87
88	89			

(D-128)

1	2	3	4	5	6	7	8	9	10	11
12	13	14	15	16	17	18	19	20	21	22
23	24	25	26	27	28	29	30	31	32	33

(D-210) (MU801860)

1	2	3	4	5
6	7	8	9	10
11	12	13		

(D-211) MU801403

1

(E-13)

Refer to
P. 3-343

(E-113)

Refer to
P. 3-343

(E-115)

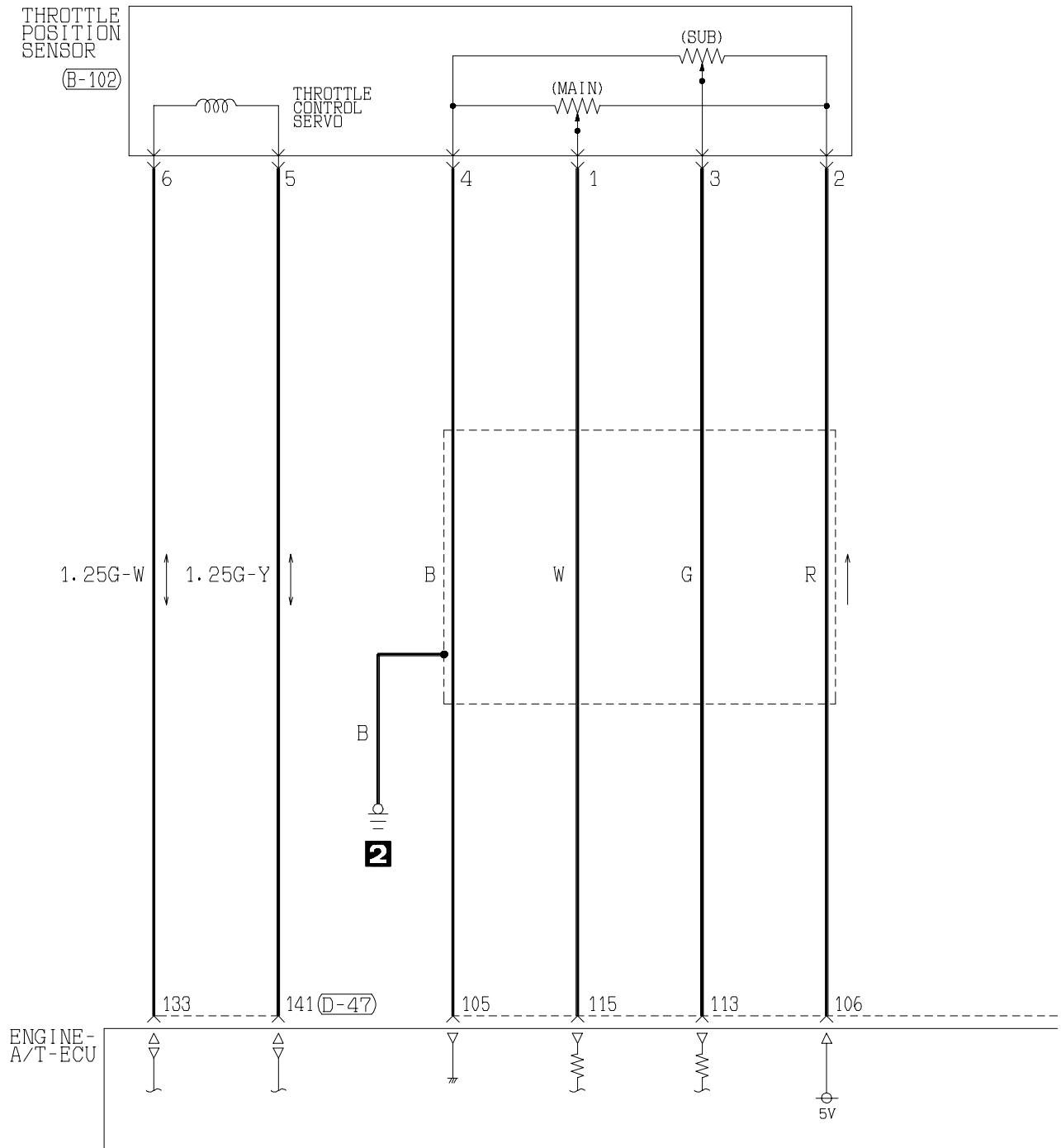
1	2	3
4	5	6
7	8	9
10		
11	12	13
14	15	16

Wire colour code
B :Black LG:Light green G :Green L :Blue W :White Y :Yellow SB:Sky blue
BR:Brown O :Orange GR:Gray R :Red P :Pink V :Violet


ENGINE CONTROL SYSTEM <6G75-MPI (L.H. drive vehicles for Taiwan)> (CONTINUED)

[Main Index](#)
[Group TOC](#)

14



(B-102)



(D-43)

(MU803802)

1	2	JAE	3	4
5	6	7	8	9
10	11	12	13	14
15	16	17	18	19
20	21	22	23	24
25	26	27		

(D-44)

(MU803803)

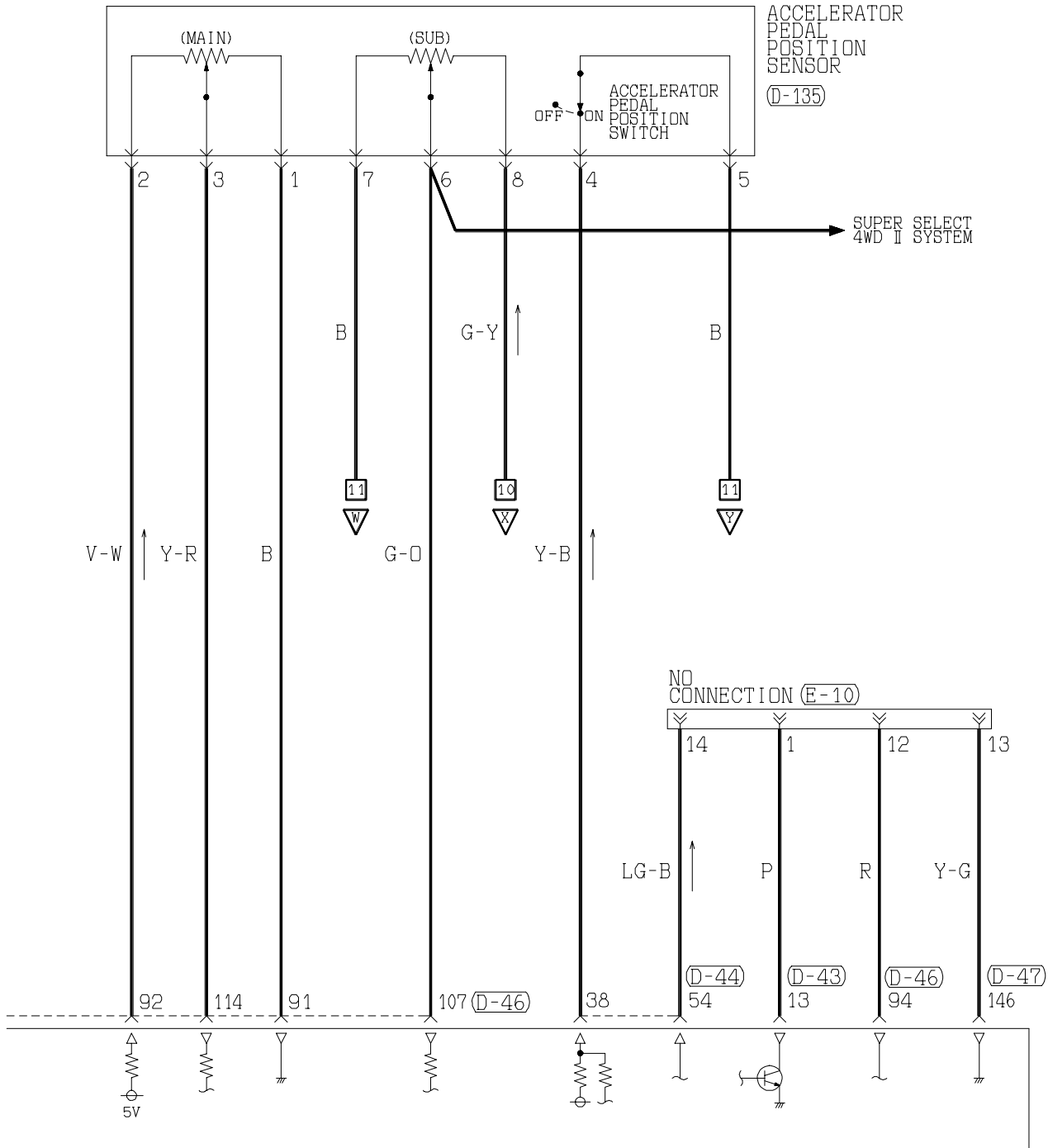
31	32	JAE	33	34
35	36	37	38	39
40	41	42	43	44
45	46	47	48	49
50	51	52	53	54
55	56	57	58	

(D-46)

(MU803805)

91	92	JAE	93	94	95
96	97	98	99	100	101
102	103	104	105	106	107
108	109	110	111	112	113
114	115	116	117	118	119
120					

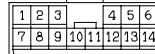
15

(D-47)
(MU803801)

121	122	123	124
125	126	127	128
129	130	131	132
133	134	135	136
137	138	139	140
141	142	143	144
145	146		

(D-135)
(MU802073)

(E-10) MU801857



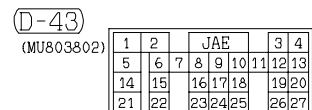
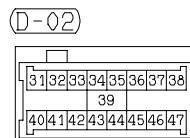
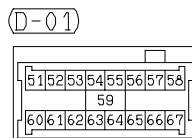
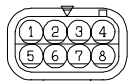
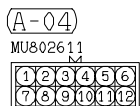
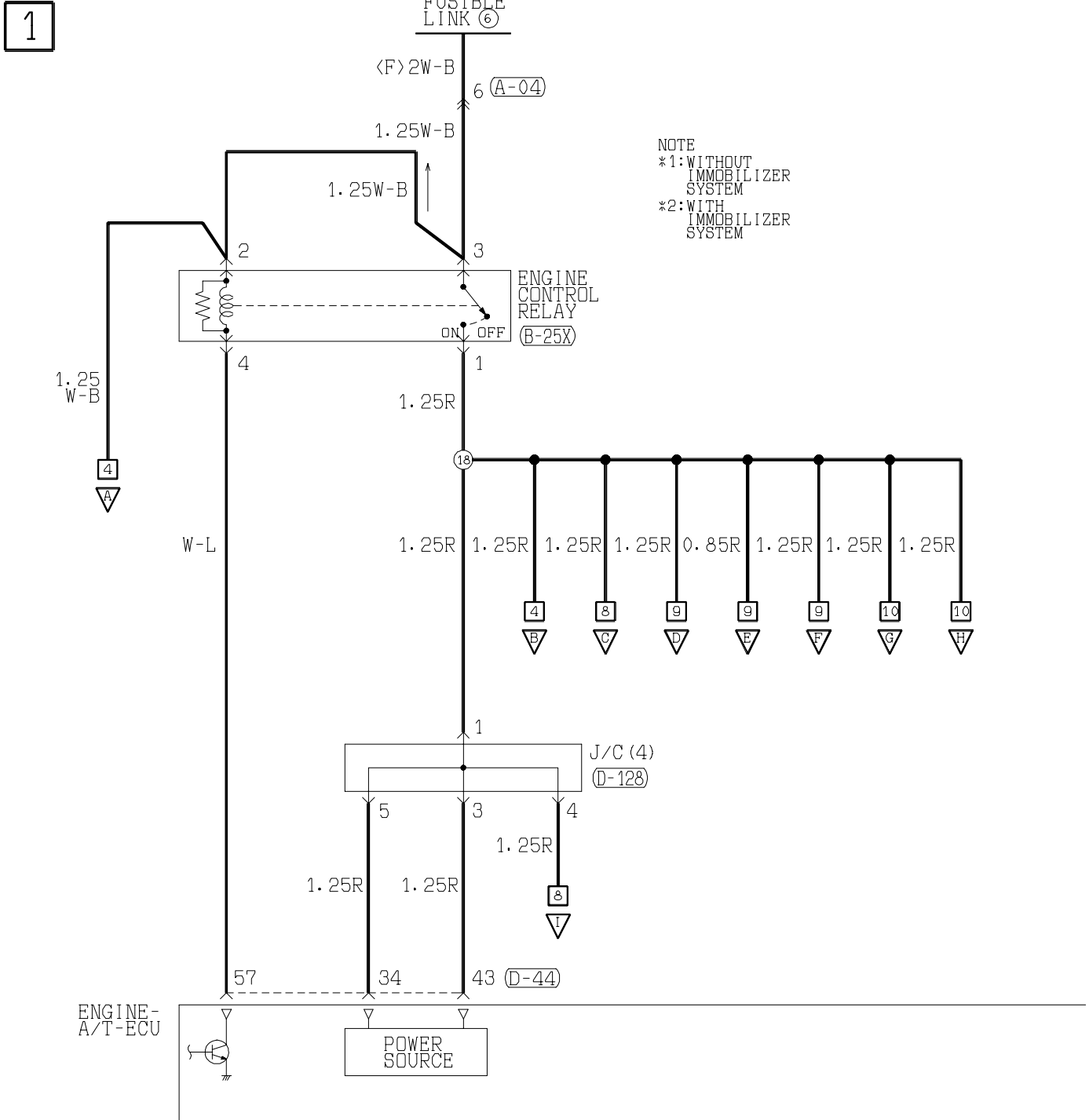
Wire colour code

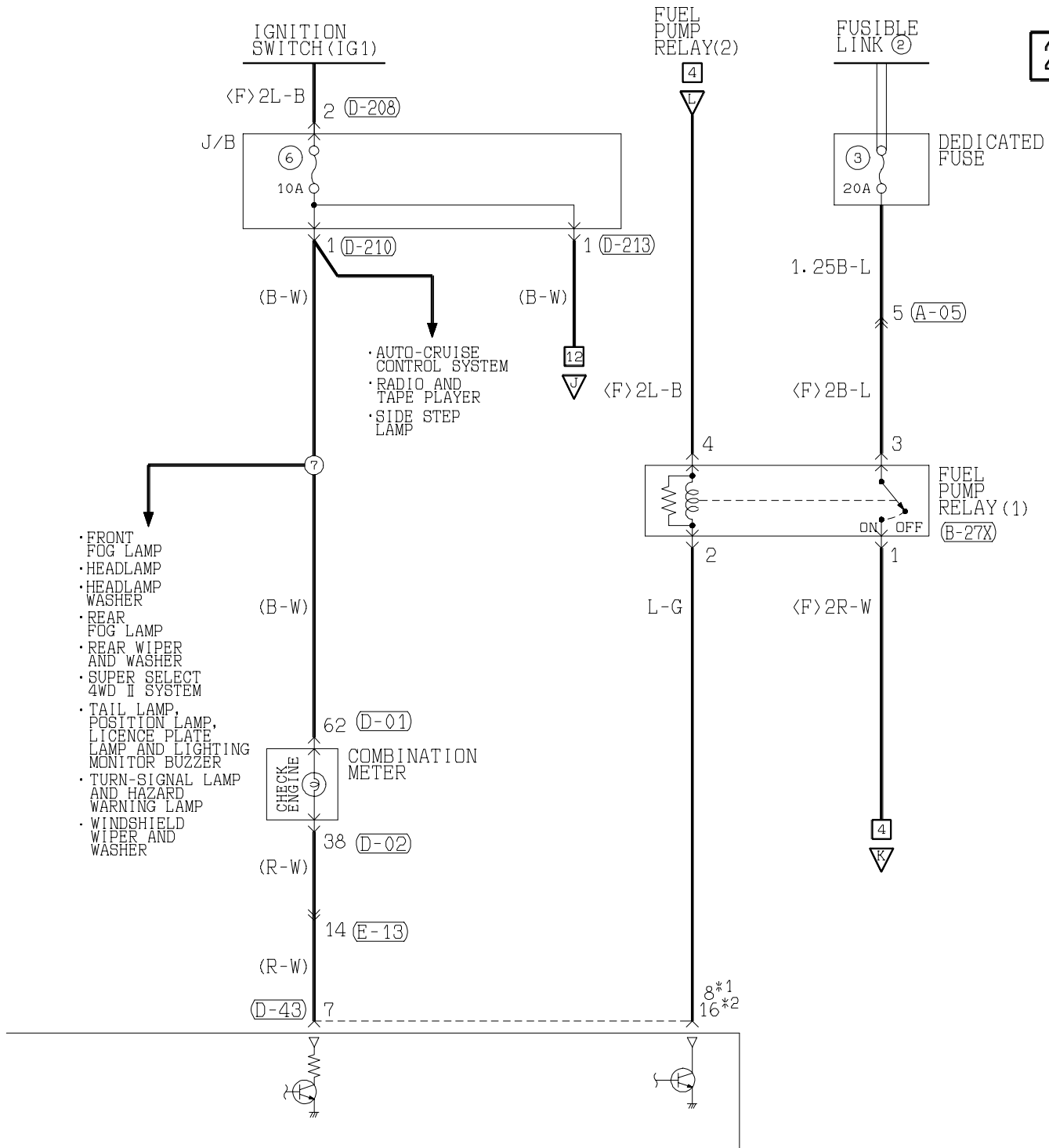
B : Black LG: Light green
BR: Brown O : OrangeG : Green
GR: GrayL : Blue
R : RedW : White
P : PinkY : Yellow
V : Violet

SB: Sky blue

ENGINE CONTROL SYSTEM

6G75-MPI <L.H. drive vehicles (Except for Taiwan)>

Main
IndexGroup
TOC

(D-44)
(MU803803)

31	32	JAE	33	34
35	36	37	38	39
40	41	42	43	44
45	46	47	48	49
50	51	52	53	54
55	56	57	58	

(D-128)

1	2	3	4	5	6	7	8	9	10	11
12	13	14	15	16	17	18	19	20	21	22
23	24	25	26	27	28	29	30	31	32	33

(D-208)
MU801331

1	2
3	4
5	6

(D-210) (MU801860)

1	2	3	4	5
6	7	8	9	10
11	12	13		

(D-213) MU801847

1	2	3	4
5	6	7	8
9	10	11	

(E-13)

Refer to
P. 3-343

Wire colour code

B : Black LG : Light green

G : Green

L : Blue

W : White

Y : Yellow

SB : Sky blue

BR : Brown O : Orange

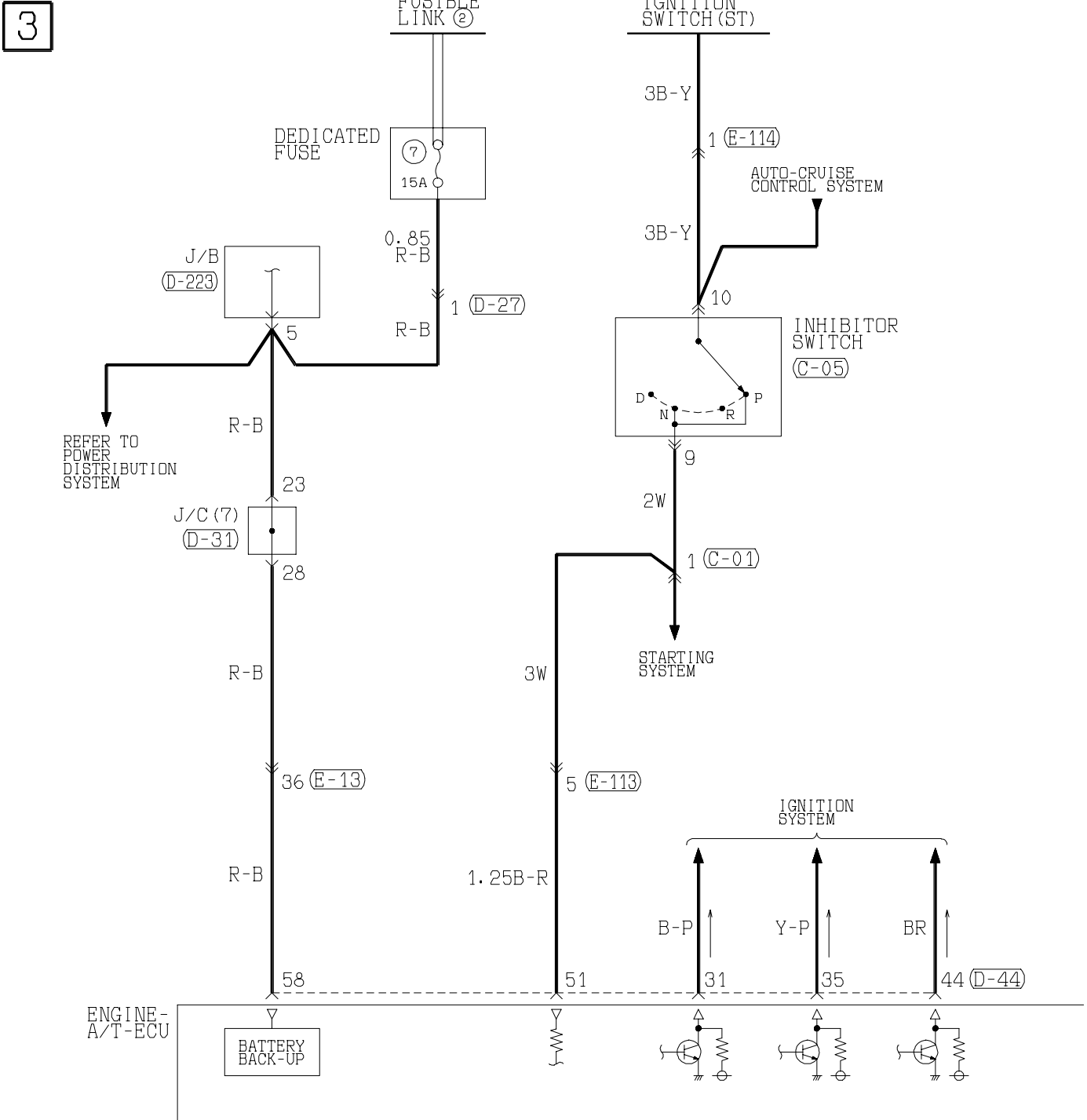
GR : Gray

R : Red

P : Pink

V : Violet

ENGINE CONTROL SYSTEM <6G75-MPI (L.H. drive vehicles (Except for Taiwan))> (CONTINUED)

Main
IndexGroup
TOC

(B-26X)



(B-29X)



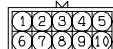
(C-01)

MU802221



(C-05)

MU802645



(D-27)

Refer to P. 3-343

(D-31)

1	2	3	4	5	6	7	8	9	10	11
12	13	14	15	16	17	18	19	20	21	22
23	24	25	26	27	28	29	30	31	32	33

(D-43)

(MU803802)

1	2	3	4
5	6	7	8
9	10	11	12
13	14	15	16
17	18	19	20
21	22	23	24
25	26	27	28

(E-13)

Refer to P. 3-343

(E-113)

Refer to P. 3-343

(E-114)

MU801361



(F-11)

MU802605



(F-30)

(MU802058)

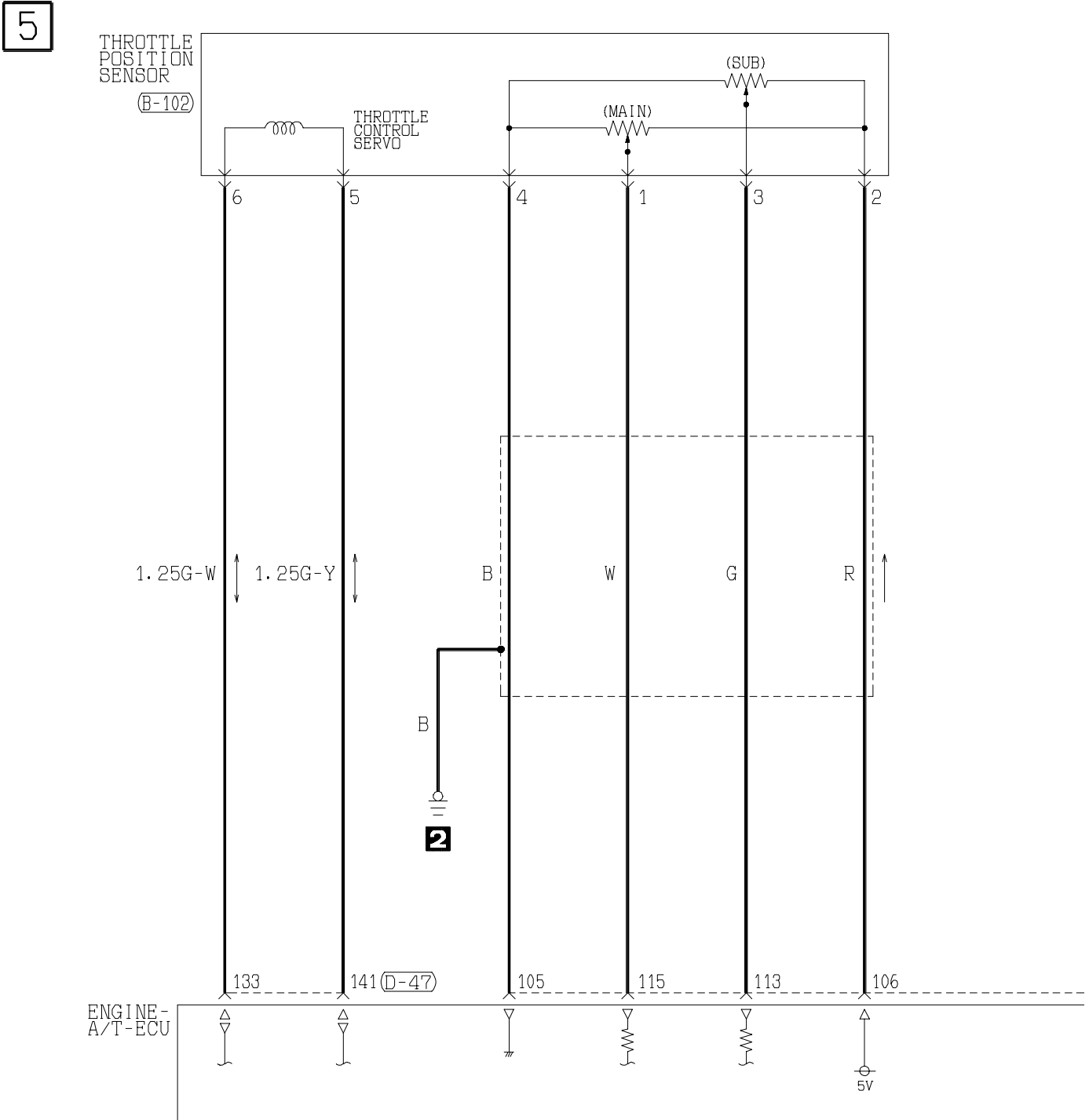




(D-223)
(MU801866)

H4Q05X02BB

ENGINE CONTROL SYSTEM <6G75-MPI (L.H. drive vehicles (Except for Taiwan))> (CONTINUED)

[Main Index](#)
[Group TOC](#)


(B-102)



(D-43)

(MU803802)

1	2	JAE	3	4
5	6	7	8	9
10	11	12	13	14
15	16	17	18	19
20	21	22	23	24
25	26	27		

(D-44)

(MU803803)

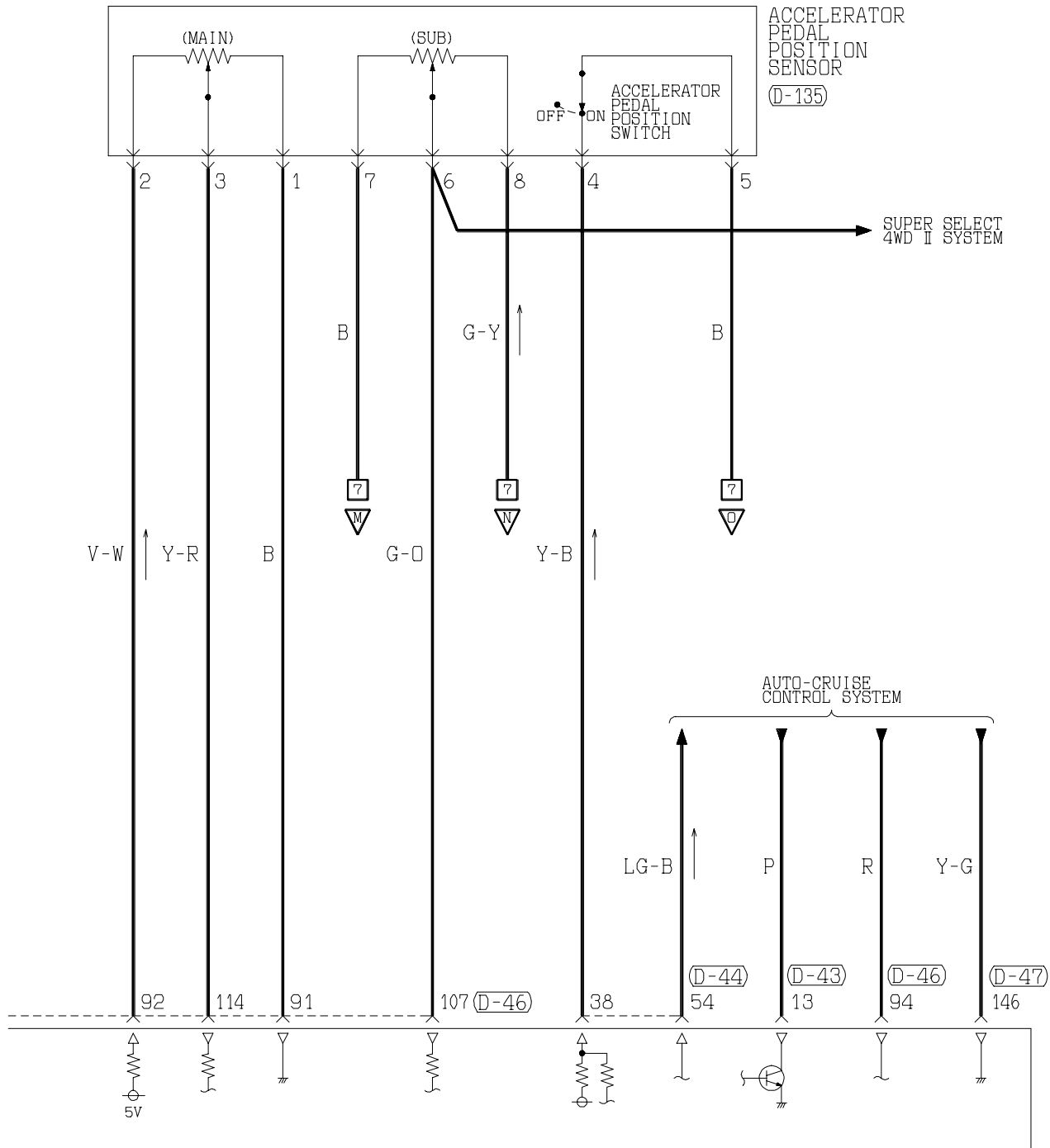
31	32	JAE	33	34
35	36	37	38	39
40	41	42	43	44
45	46	47	48	49
50	51	52	53	54
55	56	57	58	

(D-46)

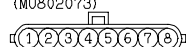
(MU803805)

91	92	JAE	93	94	95
96	97	98	99	100	101
102	103	104	105	106	107
108	109	110	111	112	113
114	115	116	117	118	119
120					

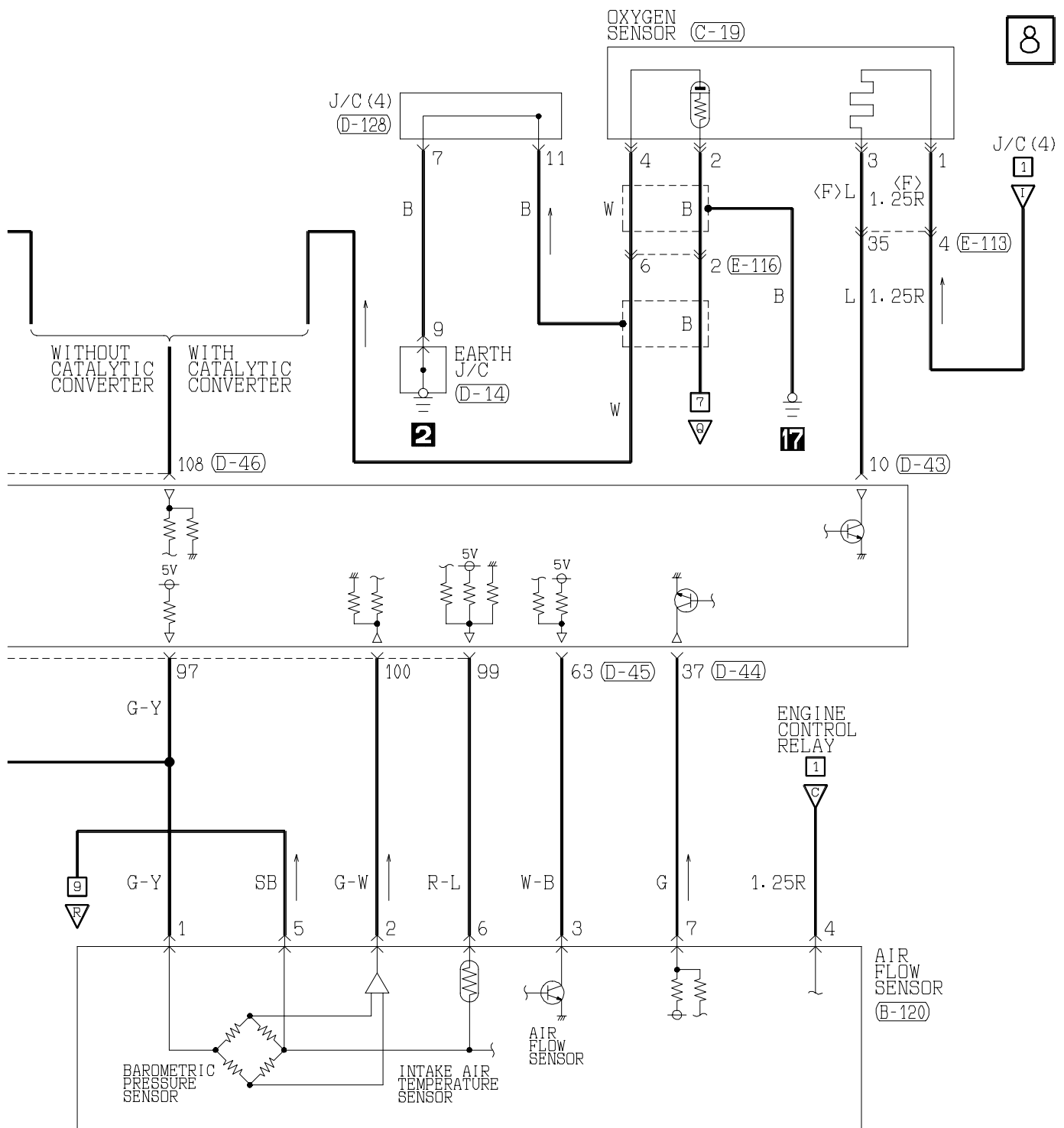
6

(D-47)
(MU803801)

121	122	123	124
125	126	127	128
129	130	131	132
133	134	135	136
137	138	139	140
141	142	143	144
145	146		

(D-135)
(MU802073)

Wire colour code
 B :Black LG:Light green G:Green L :Blue W :White Y :Yellow SB:Sky blue
 BR:Brown O :Orange GR:Gray R :Red P :Pink V :Violet

(D-45)
(MU803804)

61	62	JAE	63	64
65	66	67	68	69
70	71	72	73	
74	75	76	77	78
79	80	81	82	
83	84	85	86	87
88	89			

(D-46)
(MU803805)

91	92	JAE	93	94	95
96	97	98	99	100	101
102	103	104			
105	106	107	108	109	110
111	112				
113	114	115	116	117	118
119	120				

(D-128)

1	2	3	4	5	6	7	8	9	10	11
12	13	14	15	16	17	18	19	20	21	22
23	24	25	26	27	28	29	30	31	32	33

(E-113)

5	1	2		3	4		16
6	7	8	9	10	11	12	13
14	15	17	18	19	20	21	22
23	24	25	26	27	28	29	30
31	32	33	34	35	36	37	38

Wire colour code

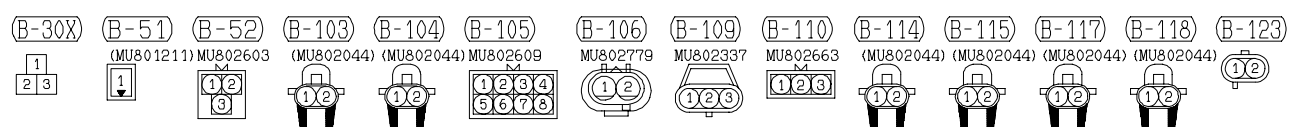
B : Black LG : Light green G : Green L : Blue

BR : Brown O : Orange GR : Gray R : Red

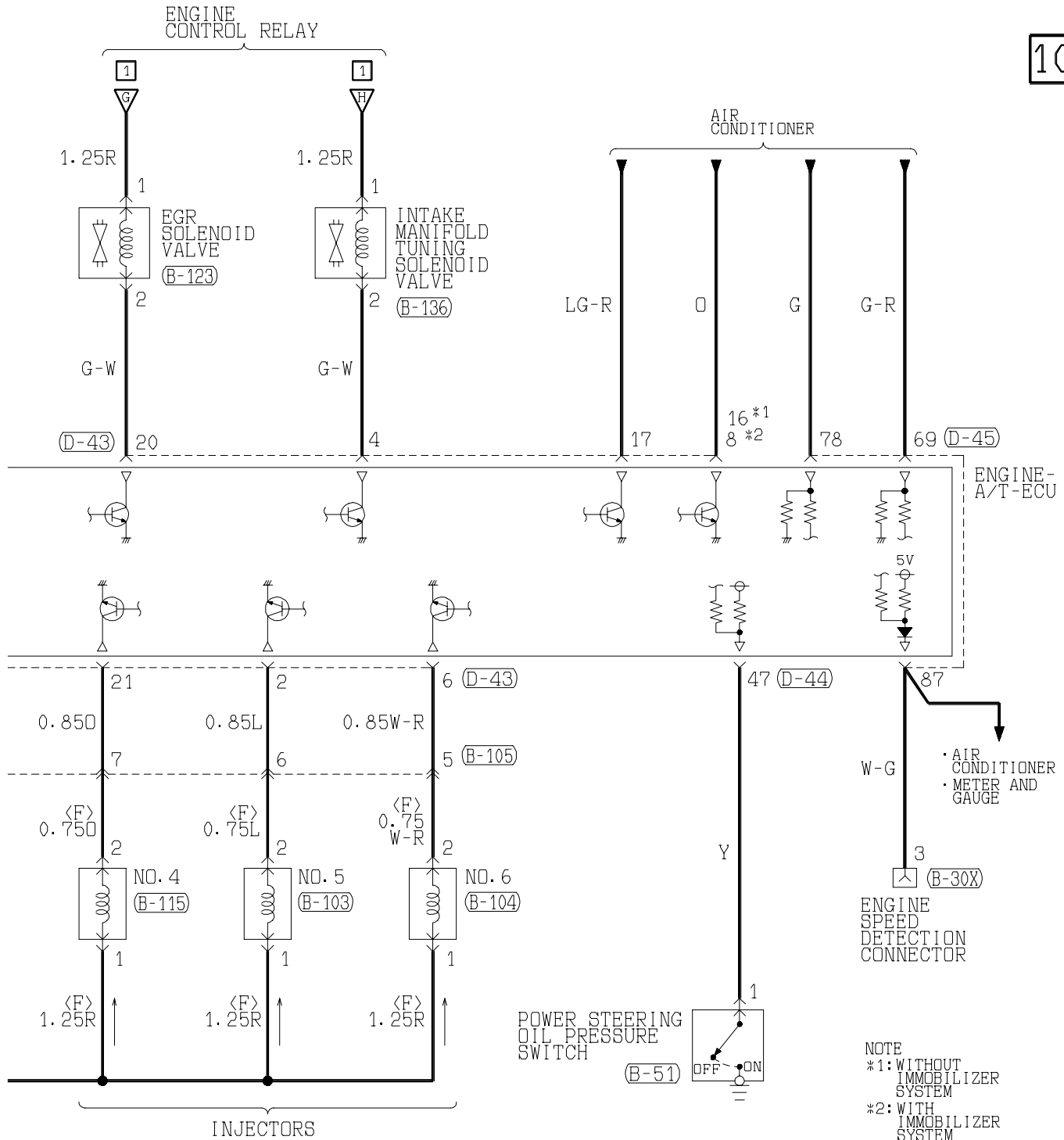
W : White SB : Sky blue P : Pink Y : Yellow

V : Violet

9



10



(B-136)		(D-43)	
(MU802722)		(MU803802)	
1	2	JAE	3 4
5	6	7 8 9 10 11 12 13	
14	15	16 17 18	19 20
21	22	23 24 25	26 27

(D-44)		(D-45)	
(MU803803)		(MU803804)	
31 32	JAE	33 34	
35 36 37 38 39 40 41 42 43		44 45 46 47 48 49	50 51
52 53	54 55 56	57 58	

(D-45)		(D-45)	
(MU803804)		(MU803804)	
61 62	JAE	63 64	
65 66 67 68 69 70 71 72 73		74 75 76 77 78 79 80 81 82	
83 84	85 86 87	88 89	

Wire colour code

B:Black LG:Light green

G:Green

L:Blue

W:White

Y:Yellow

SB:Sky blue

BR:Brown

O:Orange

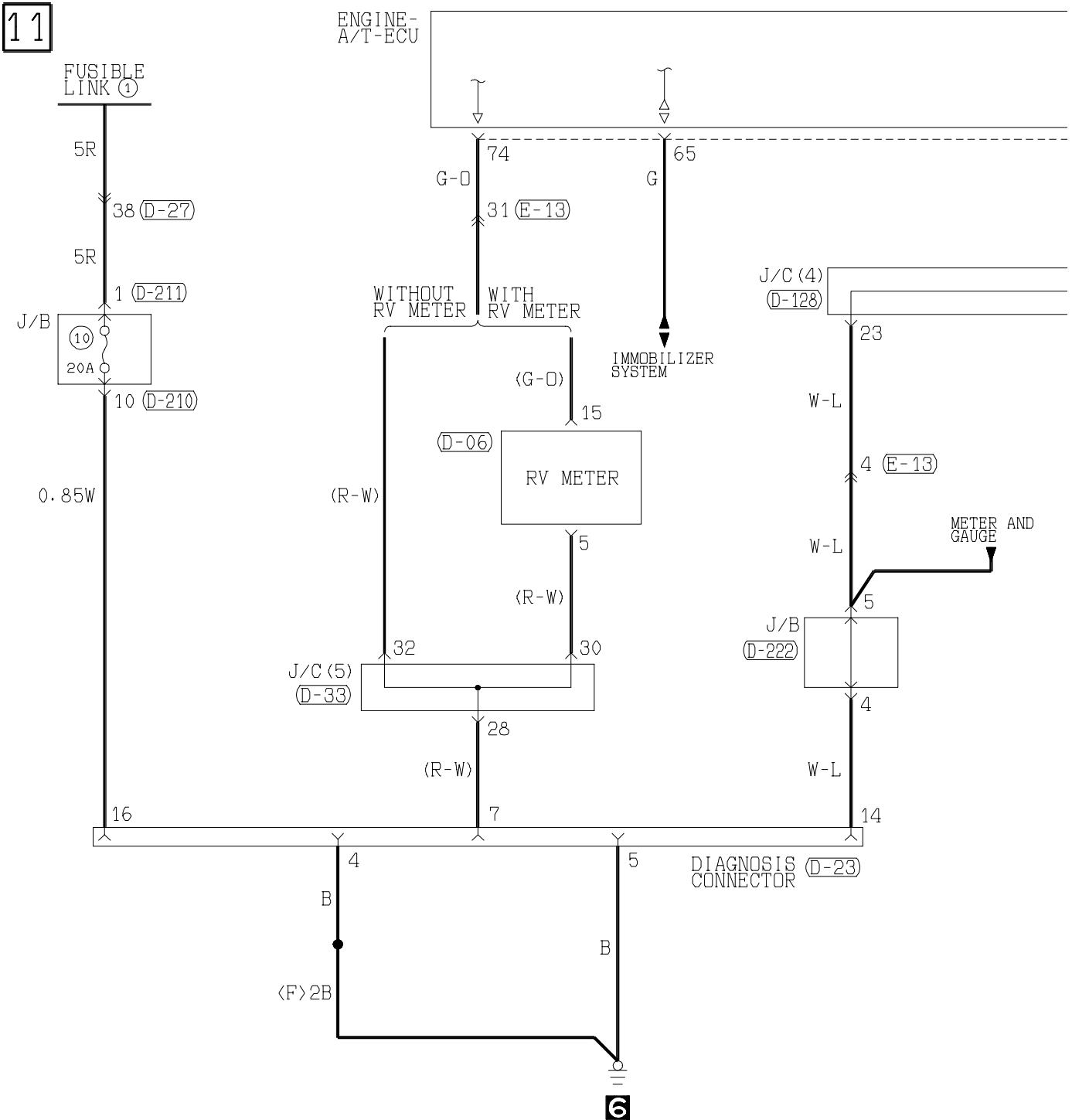
GR:Gray

R:Red

P:Pink

V:Violet

ENGINE CONTROL SYSTEM <6G75-MPI (L.H. drive vehicles (Except for Taiwan))> (CONTINUED)

Main
IndexGroup
TOC(C-09)
(MU802723)

① ② ③

(D-06) (MU801585)

1	2	3	4	5	6	7	8	9	10
11	12	13	14	15	16	17	18	19	20

(D-14)
MU801335

1	2	3	4
5	6	7	8

(D-22) FRONT
SIDE
MU803796

21	22	23	24	25
26	27	28	29	30
31	32	33		

(D-23) FRONT
SIDE
MU803797

1	2	3	4	5	6	7	8
9	10	11	12	13	14	15	16

(D-27)
Refer to
P. 3-343

(D-128)

1	2	3	4	5	6	7	8	9	10	11
12	13	14	15	16	17	18	19	20	21	22
23	24	25	26	27	28	29	30	31	32	33

(D-210) (MU801860)

1	2	3	4	5
6	7	8	9	10
11	12	13		

(D-211)

1

(D-222)

1

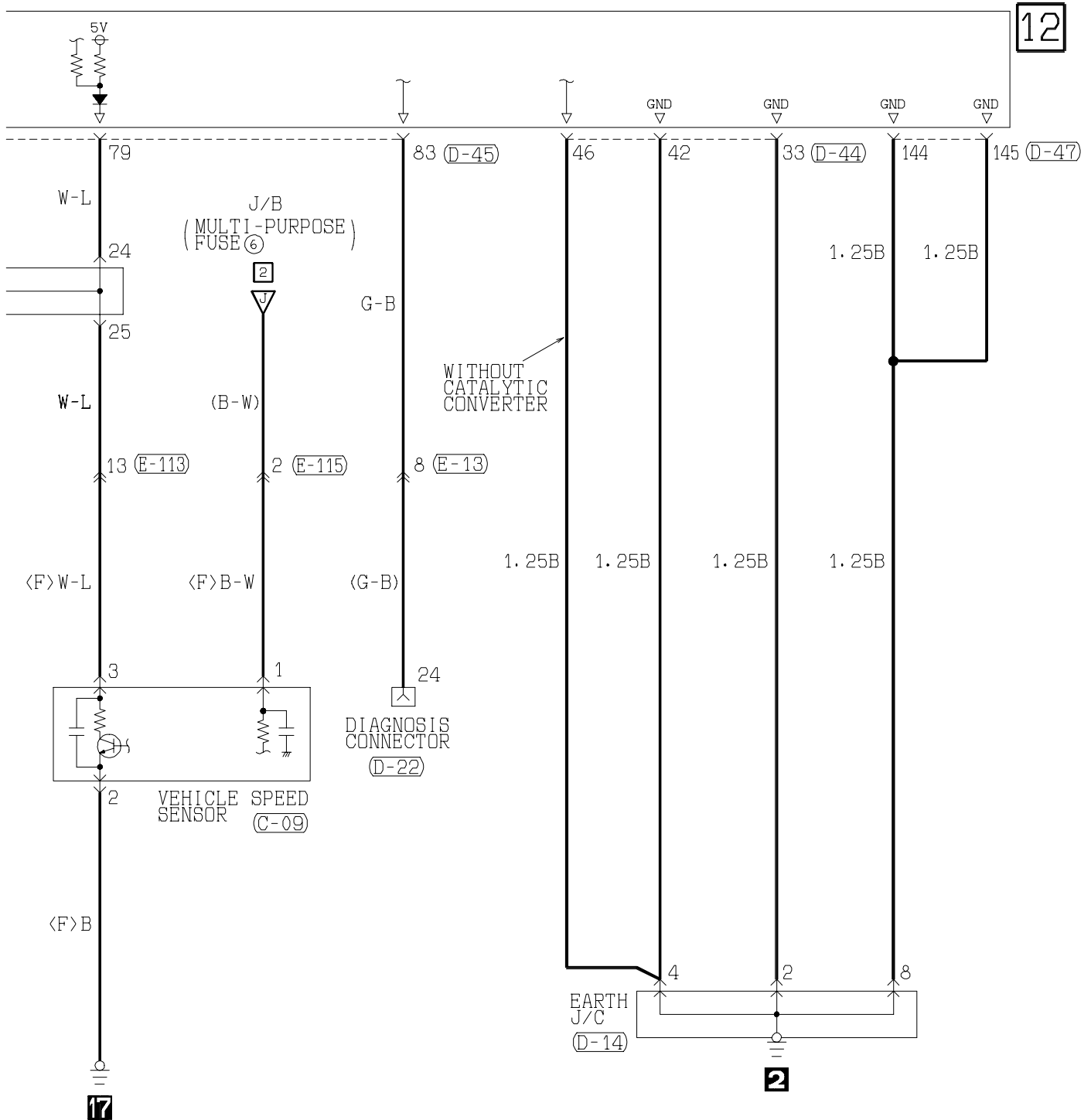
(E-13)

1	2	3	4	5
6	7	8	9	10

Refer to
P. 3-343

(E-113)

Refer to
P. 3-343



(D-33)

1	2	3	4	5	6	7	8	9	10	11
12	13	14	15	16	17	18	19	20	21	22
23	24	25	26	27	28	29	30	31	32	33

(E-115)

1	2	3
4	5	6
7	8	9
10	11	12
13	14	15
16	17	18

(D-44)

(MU803803)

31	32	JAE	33	34
35	36	37	38	39
40	41	42	43	44
45	46	47	48	49
50	51	52	53	54
55	56	57	58	59

(D-45)

(MU803804)

61	62	JAE	63	64
65	66	67	68	69
70	71	72	73	74
75	76	77	78	79
80	81	82	83	84
85	86	87	88	89

(D-47)

(MU803801)

121	122	JAE	123	124
125	126	127	128	129
130	131	132	133	134
135	136	137	138	139
140	141	142	143	144
145	146	147	148	149

Wire colour code

B : Black

BR : Brown

W : White

V : Violet

LG : Light green

O : Orange

SB : Sky blue

G : Green

GR : Gray

P : Pink

L : Blue

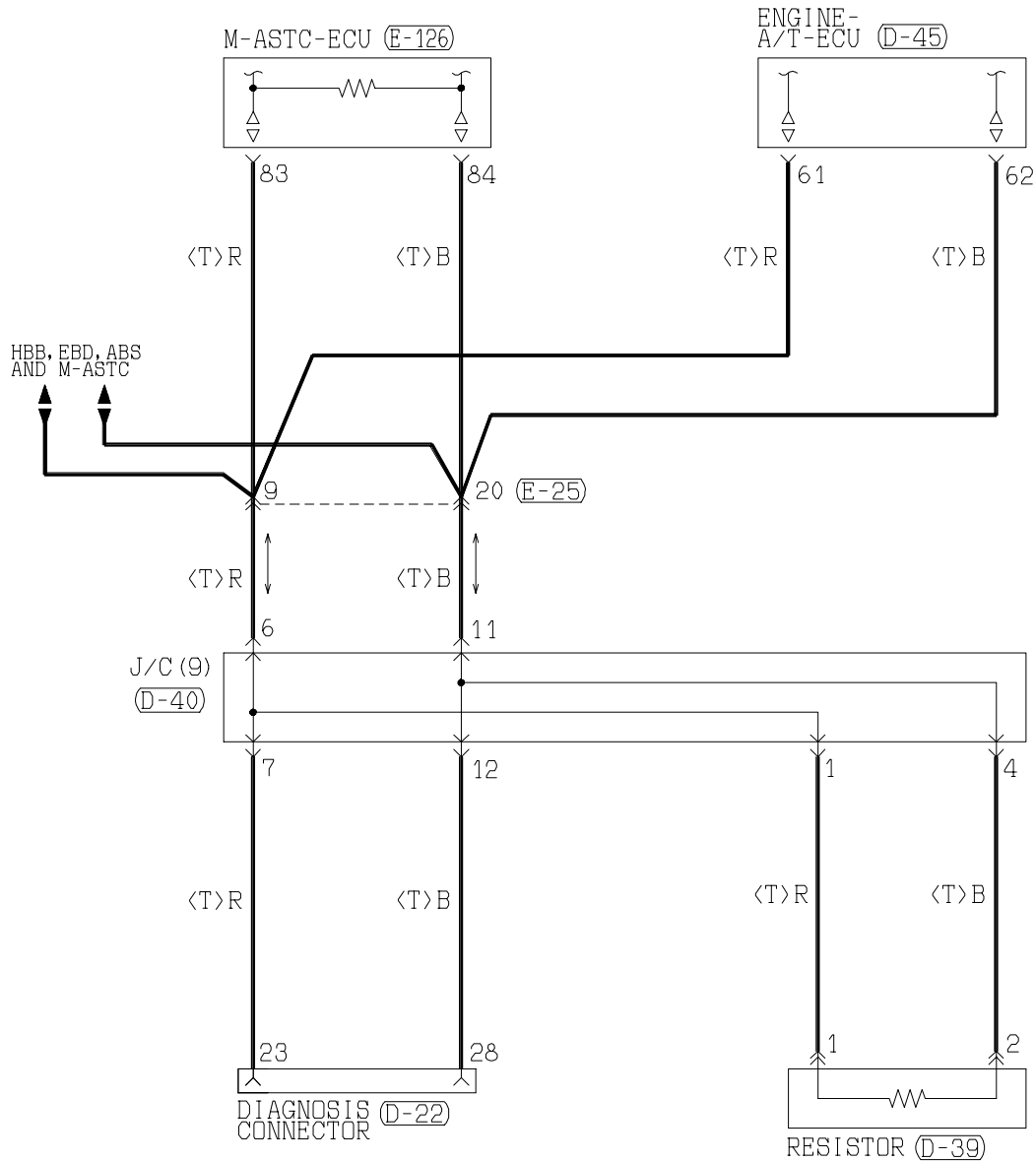
R : Red

Y : Yellow

ENGINE CONTROL SYSTEM <6G75-MPI (L.H. drive vehicles (Except for Taiwan))> (CONTINUED)

Main
IndexGroup
TOC

13



(D-22) FRONT
SIDE
MU803796

21	22	23	24	25
26	27	28	29	30
31	32	33		

(D-39)

1
2

(D-40) (MU801852)

1	2	3	4	5
6	7	8	9	10
11	12			

(D-45) (MU803804)

61	62	JAE	63	64
65	66	67	68	69
70	71	72	73	
74	75	76	77	78
79	80	81	82	
83	84	85	86	87
88	89			

(E-25)

1	2	3	4	5	6	7	8	9	10	11
12	13	14	15	16	17	18	19	20	21	22

(E-126)

71	72	73	74	75	76
77	78	79	80	81	82
83	84	85	86	87	

Wire colour code

B : Black LG : Light green

G : Green

L : Blue

W : White

Y : Yellow

SB : Sky blue

BR : Brown

O : Orange

GR : Gray

R : Red

P : Pink

V : Violet

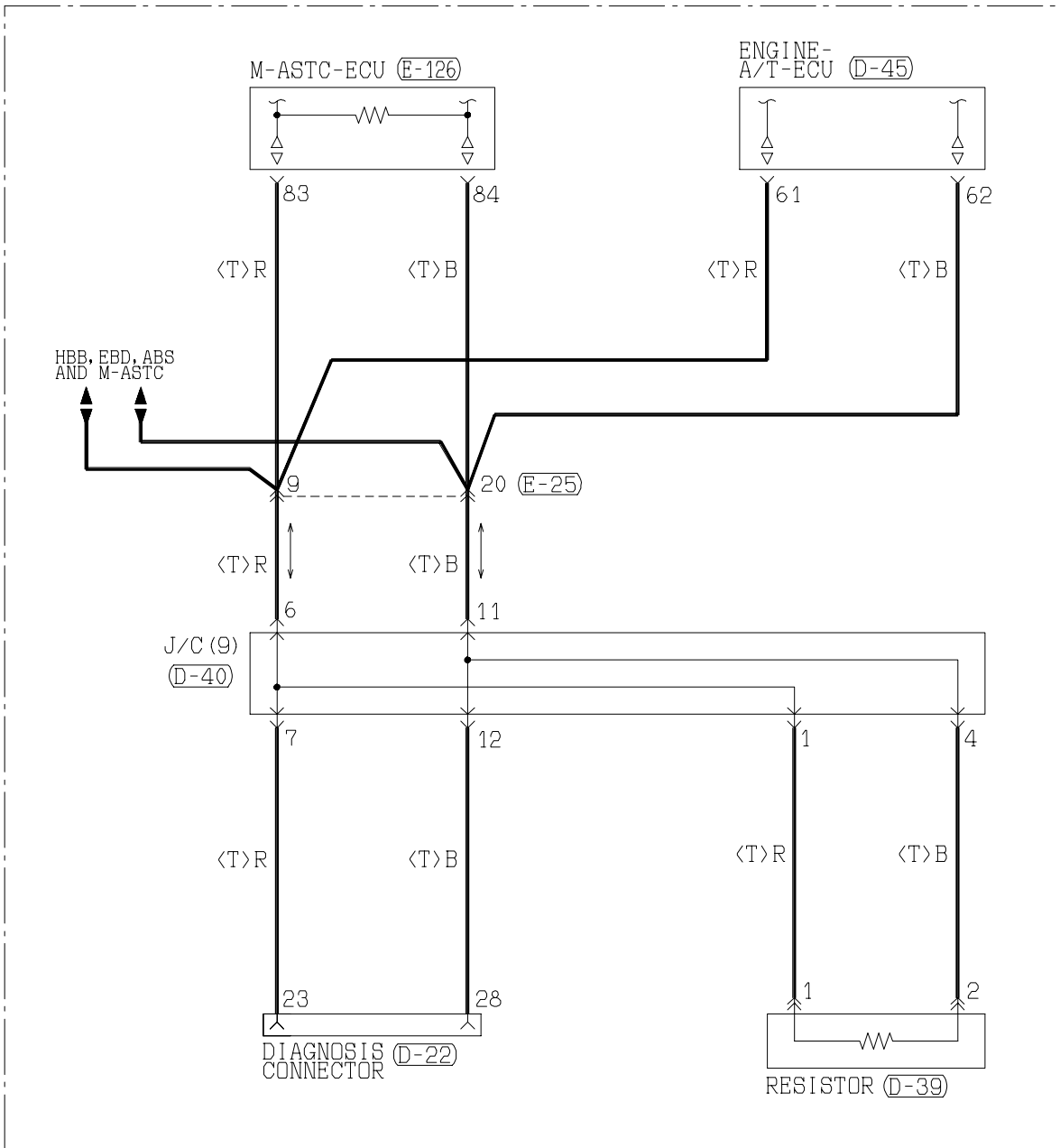
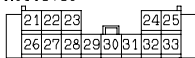
ENGINE CONTROL SYSTEM

6G75-MPI <R.H. drive vehicles>

Main
IndexGroup
TOC

1

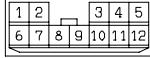
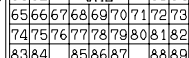
<WITH M-ASTC>

(D-22)
FRONT
SIDE
MU803796

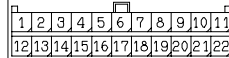
(D-39)



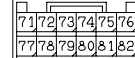
(D-40) (MU801852)

(D-45)
(MU803804)

(E-25)



(E-126)



Wire colour code

B :Black LG:Light green

G :Green

L :Blue

W :White

Y :Yellow

SB:Sky blue

BR:Brown

O :Orange

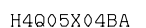
GR:Gray

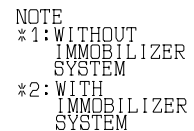
R :Red

P :Pink

V :Violet

2



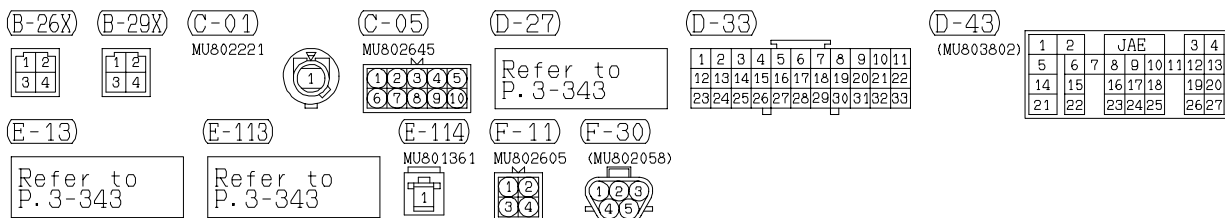


(D-143) MU801855

1	2				3	4	5
6	7	8	9	10	11	12	13

H4Q05X04BB

4



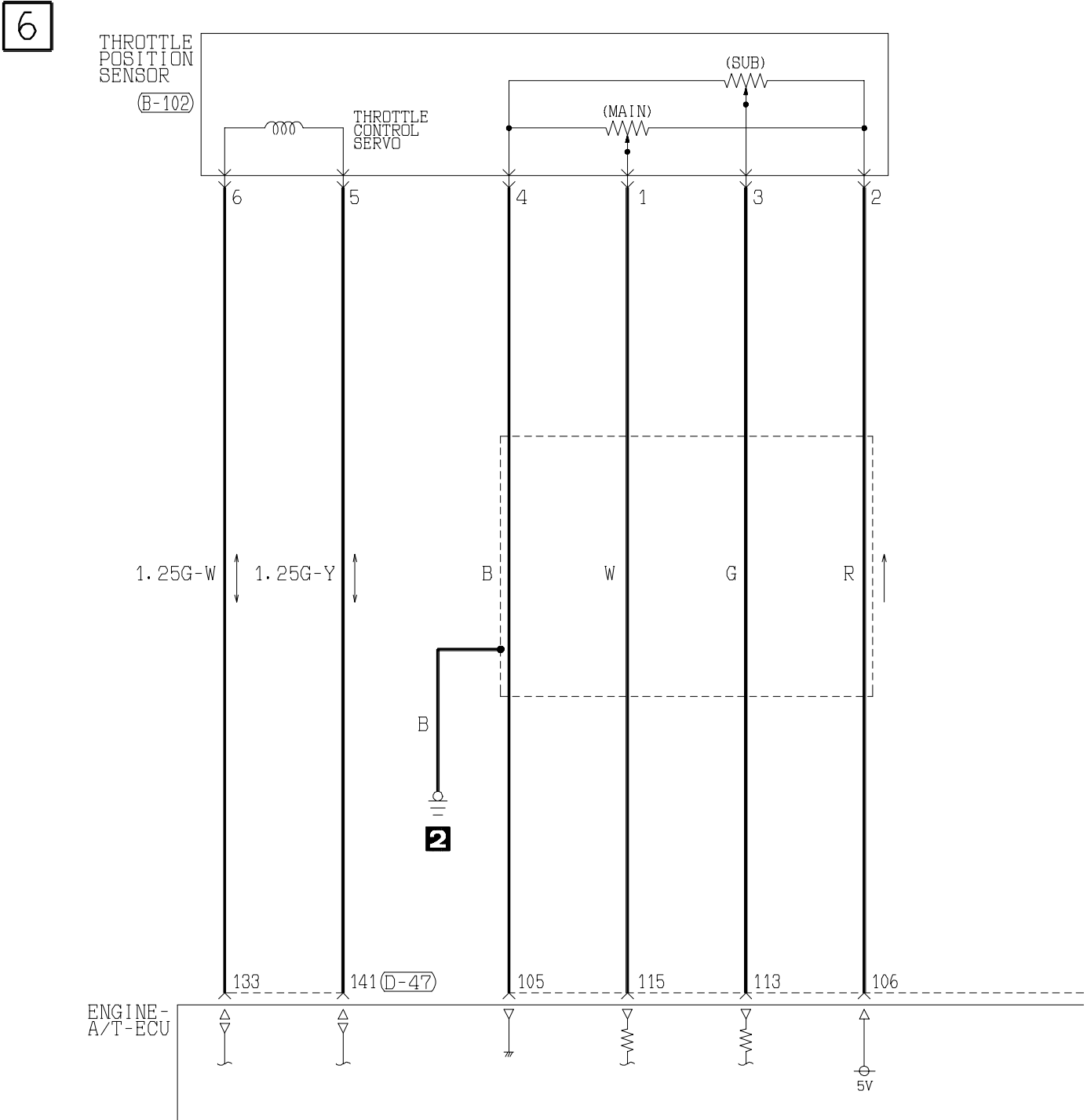


(D-223)
(MU801866)

1					2
3	4	5	6	7	8

H4Q05X04CB

ENGINE CONTROL SYSTEM <6G75-MPI (R.H. drive vehicles)> (CONTINUED)

Main
IndexGroup
TOC

(B-102)



(D-43)

(MU803802)

1	2	JAE	3	4
5	6	7	8	9
10	11	12	13	14
15	16	17	18	19
20	21	22	23	24
25	26	27		

(D-44)

(MU803803)

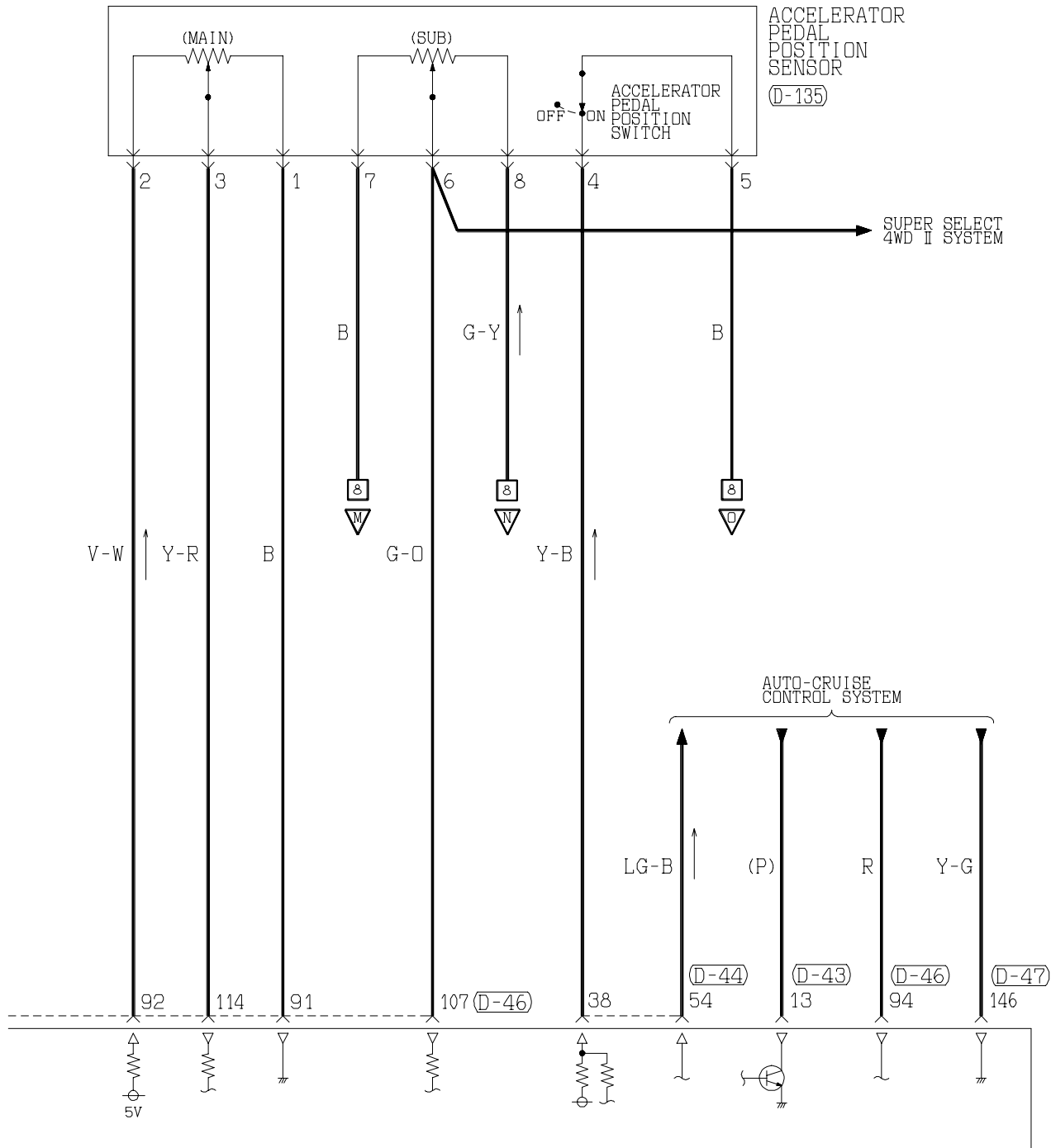
31	32	JAE	33	34
35	36	37	38	39
40	41	42	43	44
45	46	47	48	49
50	51	52	53	54
55	56	57	58	

(D-46)

(MU803805)

91	92	JAE	93	94	95
96	97	98	99	100	101
102	103	104	105	106	107
108	109	110	111	112	113
114	115	116	117	118	119
120					

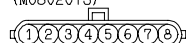
7



(D-47)
(MU803801)

121	122		123	124
125	126	127	128	129
130	131	132	133	
134	135	136	137	138
139	140	141		
142	143	144	145	146

(D-135)
(MU802073)

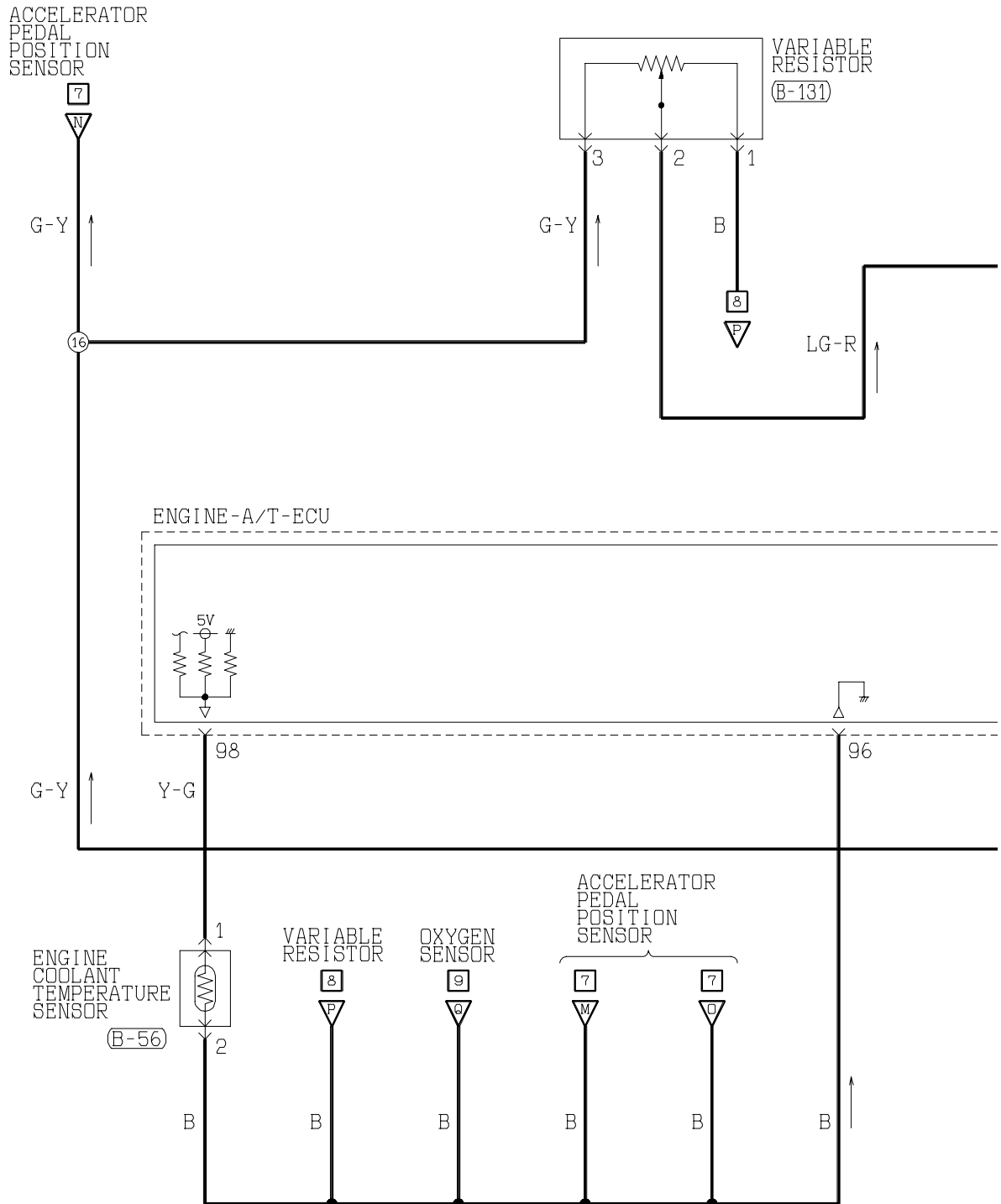
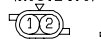


Wire colour code
 B : Black LG : Light green G : Green L : Blue W : White Y : Yellow SB : Sky blue
 BR : Brown O : Orange GR : Gray R : Red P : Pink V : Violet

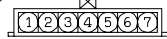
ENGINE CONTROL SYSTEM <6G75-MPI (R.H. drive vehicles)> (CONTINUED)

Main
IndexGroup
TOC

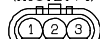
8

(B-56)
(MU802406)

(B-120)



(B-131)




(C-19)



(D-14)



(D-43)



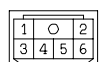
1	2	JAE	3	4
5	6	7	8	9
10	11	12	13	14
15	16	17	18	19
20	21	22	23	24
25	26	27		

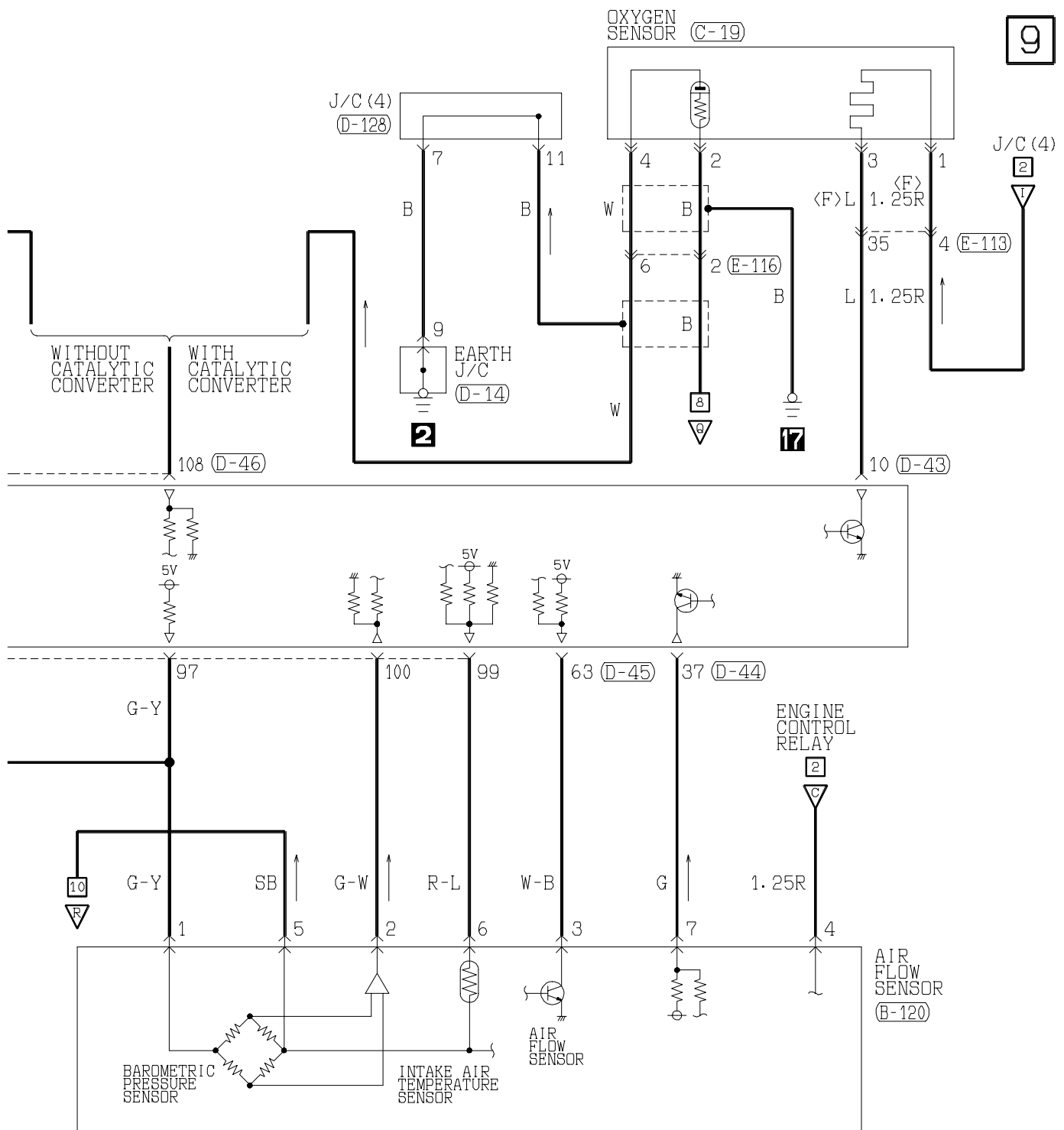
(D-44)



31	32	JAE	33	34
35	36	37	38	39
40	41	42	43	44
45	46	47	48	49
50	51	52	53	54
55	56	57	58	

(E-116)



(D-45)
(MU803804)

61	62	JAE	63	64
65	66	67	68	69
70	71	72	73	
74	75	76	77	78
79	80	81	82	
83	84	85	86	87
88	89			

(D-46)
(MU803805)

91	92	JAE	93	94	95
96	97	98	99	100	101
102	103	104			
105	106	107	108	109	110
111	112				
113	114	115	116	117	118
119	120				

(D-128)

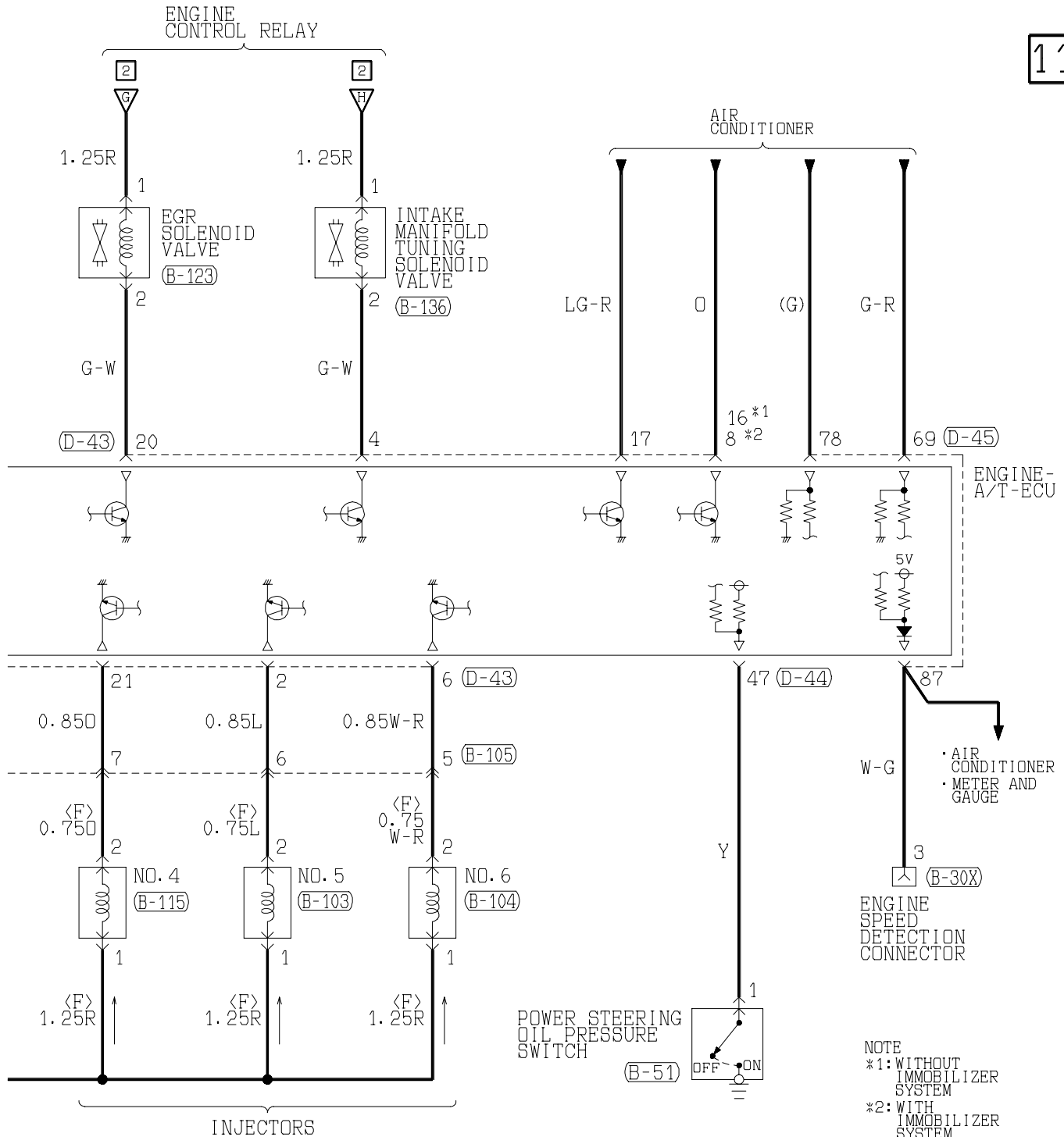
1	2	3	4	5	6	7	8	9	10	11
12	13	14	15	16	17	18	19	20	21	22
23	24	25	26	27	28	29	30	31	32	33

(E-113)

5	1	2		3	4		16
6	7	8	9	10	11	12	13
14	15	17	18	19	20	21	22
23	24	25	26	27	28	29	30
31	32	33	34	35	36	37	38

Wire colour code
 B : Black LG : Light green G : Green L : Blue
 BR : Brown O : Orange GR : Gray R : Red
 W : White SB : Sky blue P : Pink Y : Yellow
 V : Violet

11



(B-136)		(D-43)	
(MU802722)		(MU803802)	
1	2	JAE	3 4
5	6	7 8 9 10 11 12 13	
14	15	16 17 18	19 20
21	22	23 24 25	26 27

(D-44)		(D-45)	
(MU803803)		(MU803804)	
31 32	JAE	33 34	
35 36 37 38 39 40 41 42 43		44 45 46 47 48 49	50 51
52 53	54 55 56	57 58	

(D-45)		(D-45)	
(MU803804)		(MU803804)	
61 62	JAE	63 64	
65 66 67 68 69 70 71 72 73		74 75 76 77 78 79 80 81 82	
83 84	85 86 87	88 89	

Wire colour code

B : Black LG : Light green

G : Green

L : Blue

W : White

Y : Yellow

SB : Sky blue

BR : Brown

O : Orange

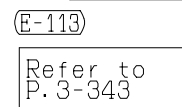
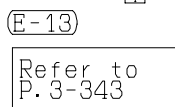
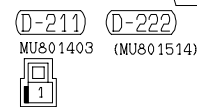
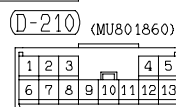
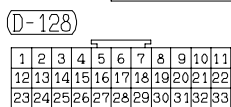
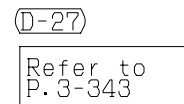
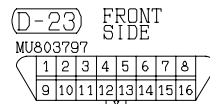
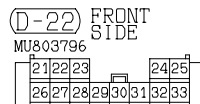
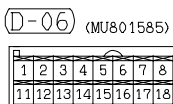
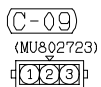
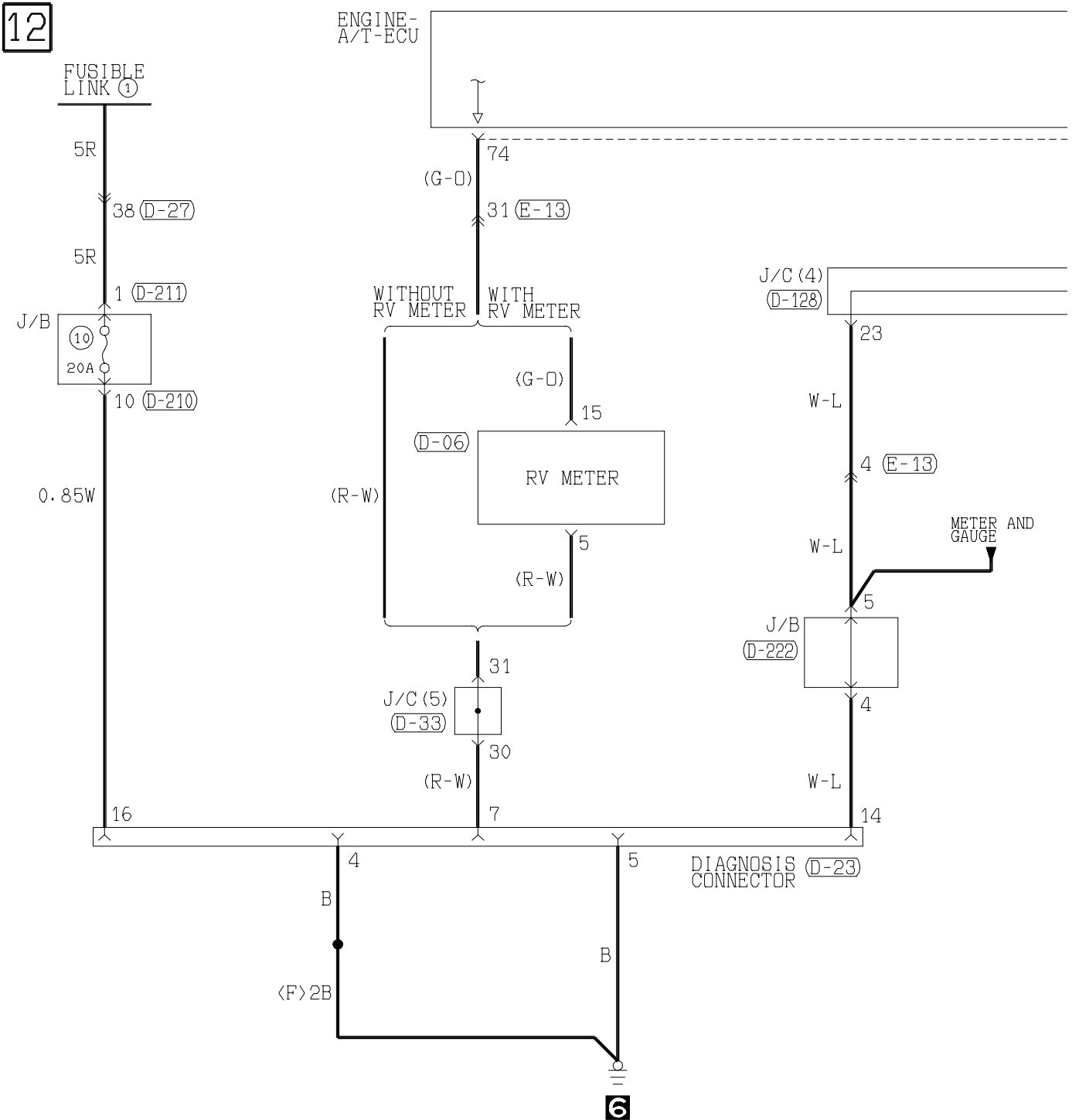
GR : Gray

R : Red

P : Pink

V : Violet

ENGINE CONTROL SYSTEM <6G75-MPI (R.H. drive vehicles)> (CONTINUED)

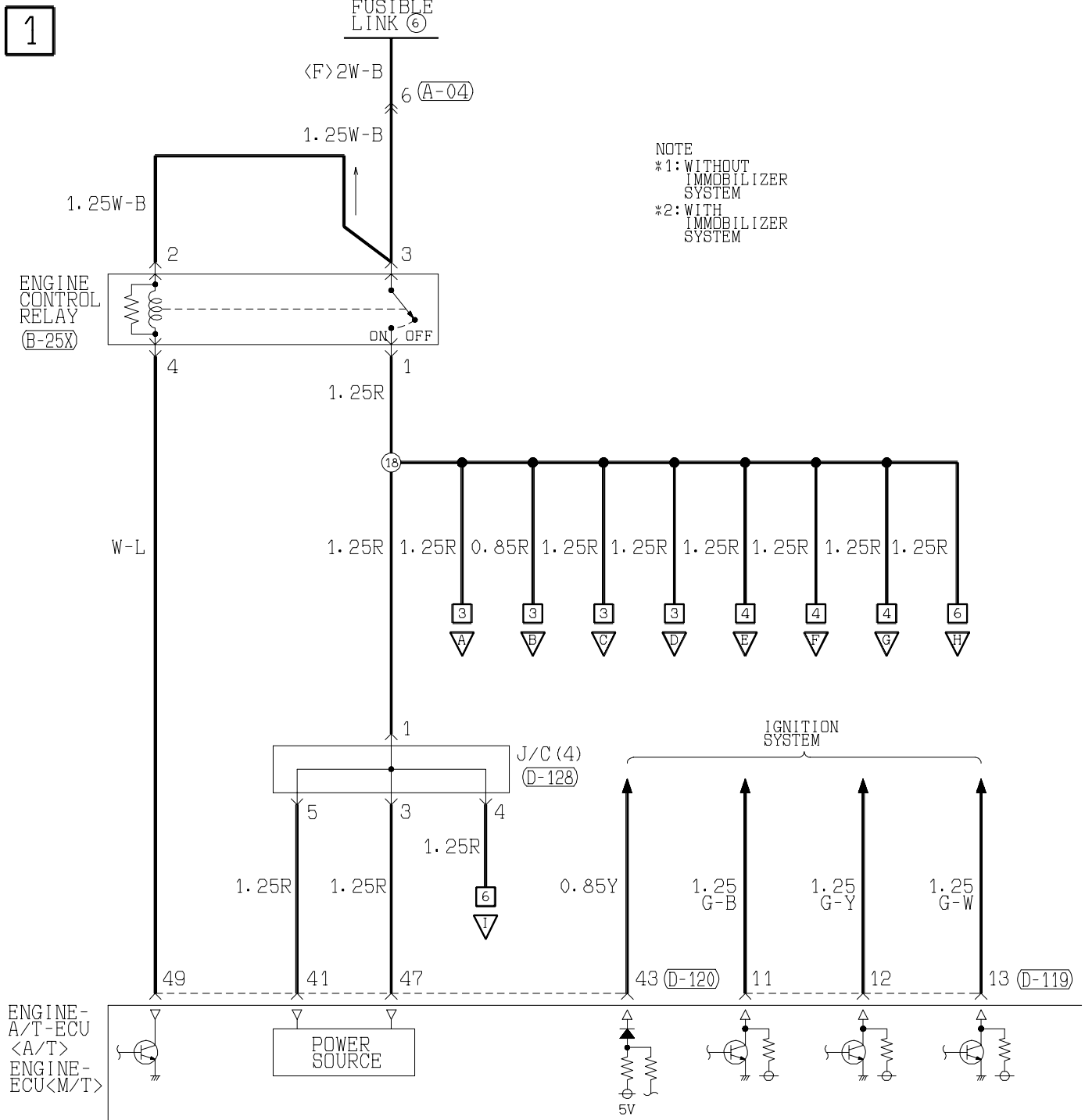
Main
IndexGroup
TOC



Wire colour	code		
B :Black	LG:Light green	G :Green	L :Blue
BR:Brown	O :Orange	GR:Gray	R :Red
W :White	SB:Sky blue	P :Pink	Y :Yellow
V :Violet			

ENGINE CONTROL SYSTEM

6G72, 6G74-MPI <L.H. drive vehicles>

Main
IndexGroup
TOC

(A-04)

1	2	3	4	5	6
7	8	9	10	11	12

(D-223)

(MU801866)

1	2	3	4	5	6	7	8
---	---	---	---	---	---	---	---

(B-25X)

1	2	3	4
---	---	---	---

(B-27X)

1	2	3	4
---	---	---	---

(D-01)

51	52	53	54	55	56	57	58
59							
60	61	62	63	64	65	66	67

(D-02)

31	32	33	34	35	36	37	38
39							
40	41	42	43	44	45	46	47

(D-119)

(MU803784)

1	2	3	4	JAE	5	6	7	8
9	10	11	12	13	14	15	16	17
18	19	20	21	22	23	24	25	26
27	28	29	30	31	32	33	34	35

(E-10) MU801857

1	2	3	4	5	6
7	8	9	10	11	12
13	14				

Refer to
P. 3-343

(E-13)

(D-120)

(MU803781)

41	42	43	JAE	44	45	46
47	48	49	50	51	52	53
54	55	56	57	58	59	60
61	62	63	64	65	66	

(F-11)

(MU802605)

1	2	3	4
---	---	---	---

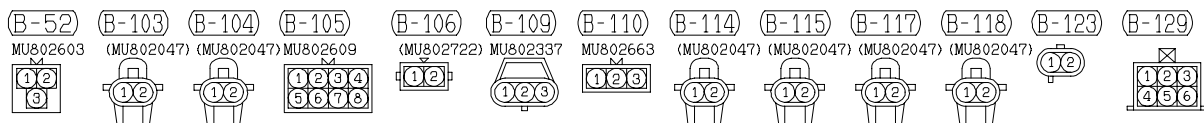
H4Q05X00AA



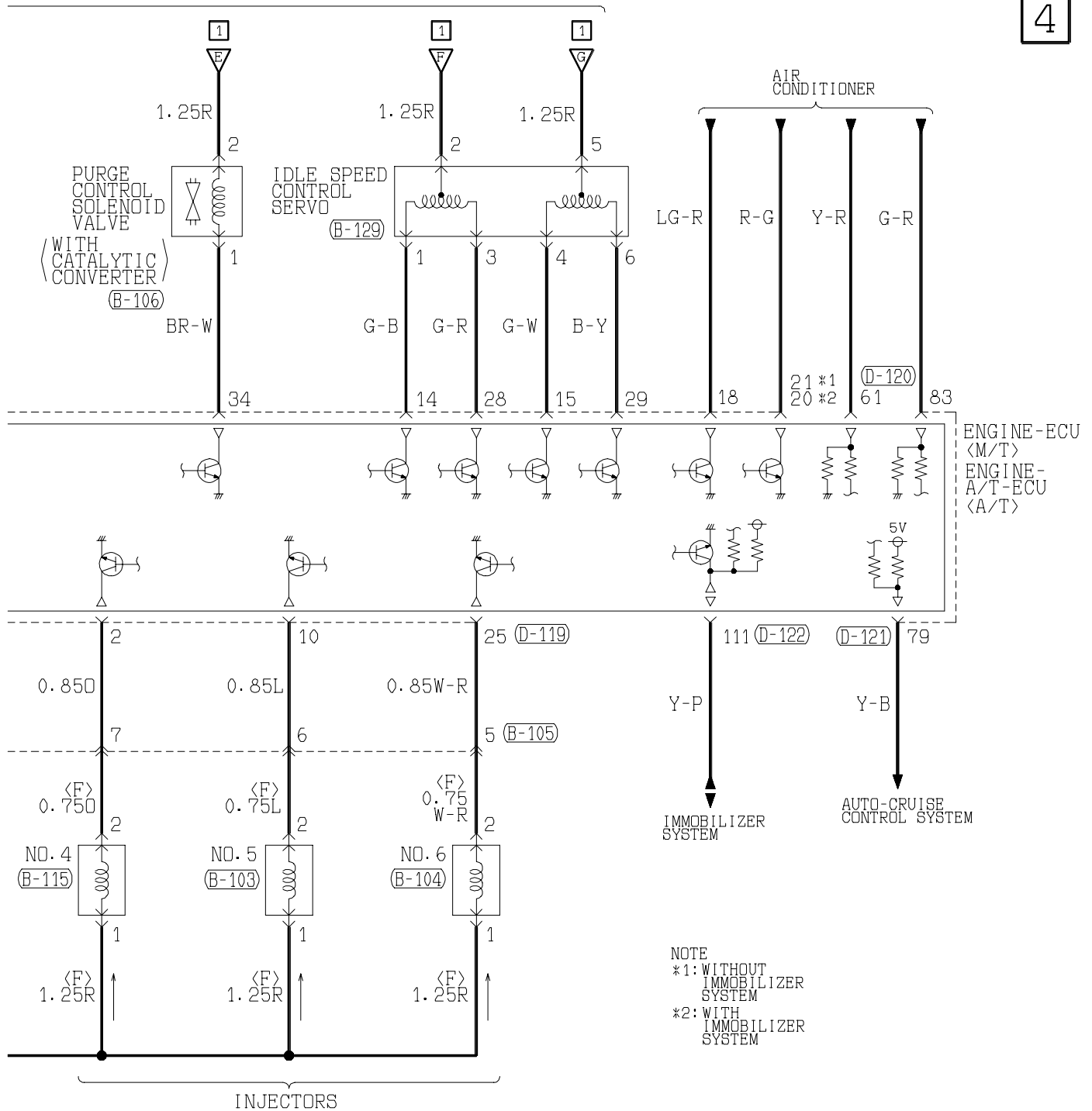
The diagram shows a 12-slot busbar assembly. The top row of slots contains terminals 1, 2, 3, and 4. The bottom row of slots contains terminals 5, 6, 7, 8, 9, 10, and 11. A central terminal block is positioned between the two rows, spanning slots 7 and 8. The busbar is shown in a perspective view with a top rail and a bottom rail.

H4Q05X00AB

ENGINE
CONTROL RELAY



4



(D-119) (MU803784)

1	2	3	4	JAE	5	6	7	8
9	10	11	12	13	14	15	16	17
18	19	20	21	22	23	24	25	26
27	28	29	30	31	32	33	34	35

(D-120) (MU803781)

41	42	43	JAE	44	45	46
47	48	49	50	51	52	53
54	55	56	57	58	59	60
61	62	63	64	65	66	67

(D-121) (MU803782)

71	72	73	74	JAE	75	76	77
78	79	80	81	82	83	84	85
86	87	88	89	90	91	92	93
94	95	96	97	98	99	100	101

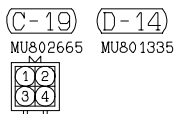
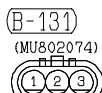
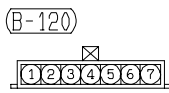
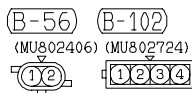
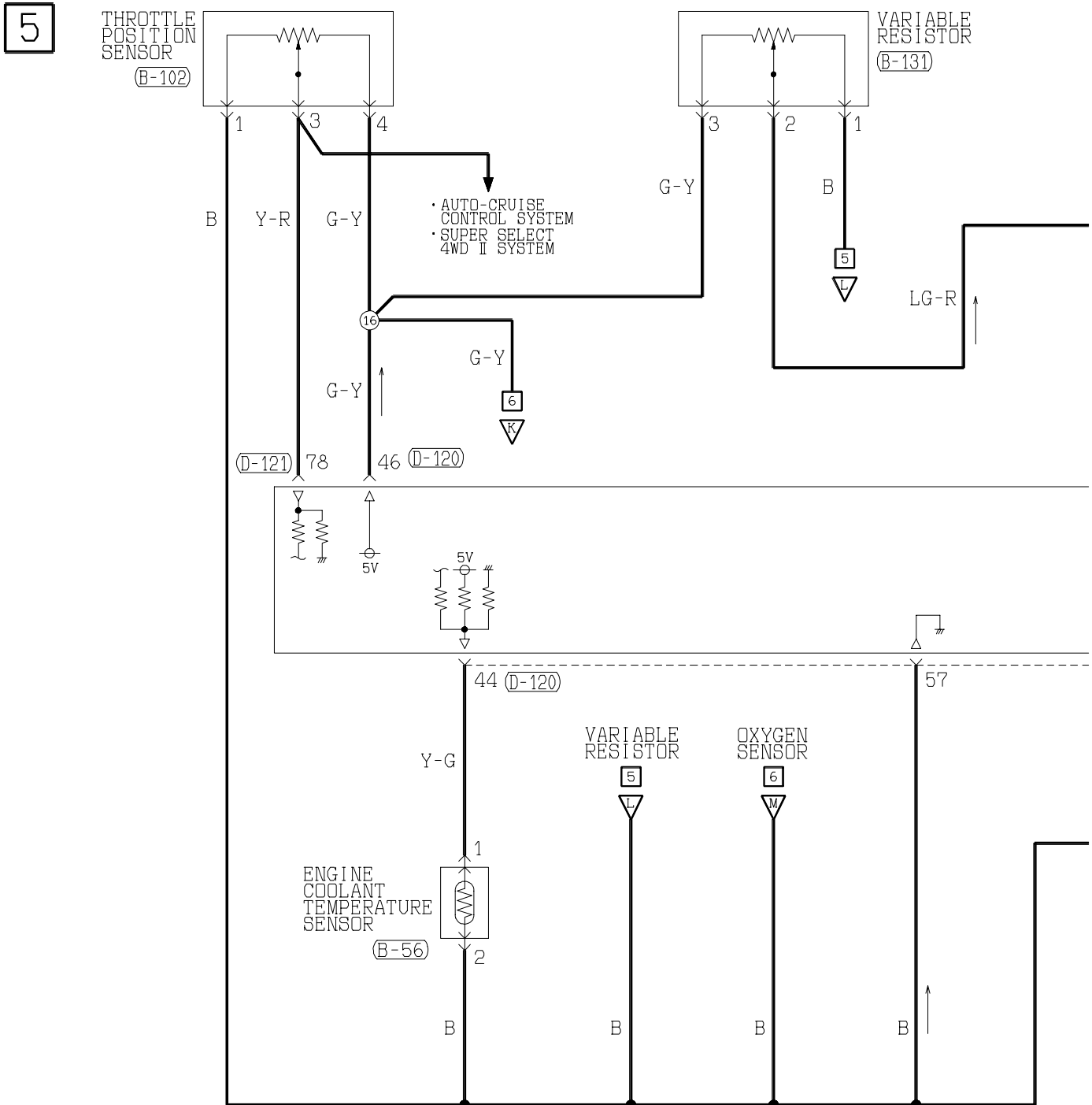
(D-122) (MU803783)

101	102	103	104	JAE	105	106	107
108	109	110	111	112	113	114	115
116	117	118	119	120	121	122	123
124	125	126	127	128	129	130	131

Wire colour code

B:Black LG:Light green G:Green L:Blue W:White Y:Yellow SB:Sky blue
 BR:Brown O:Orange GR:Gray R:Red P:Pink V:Violet

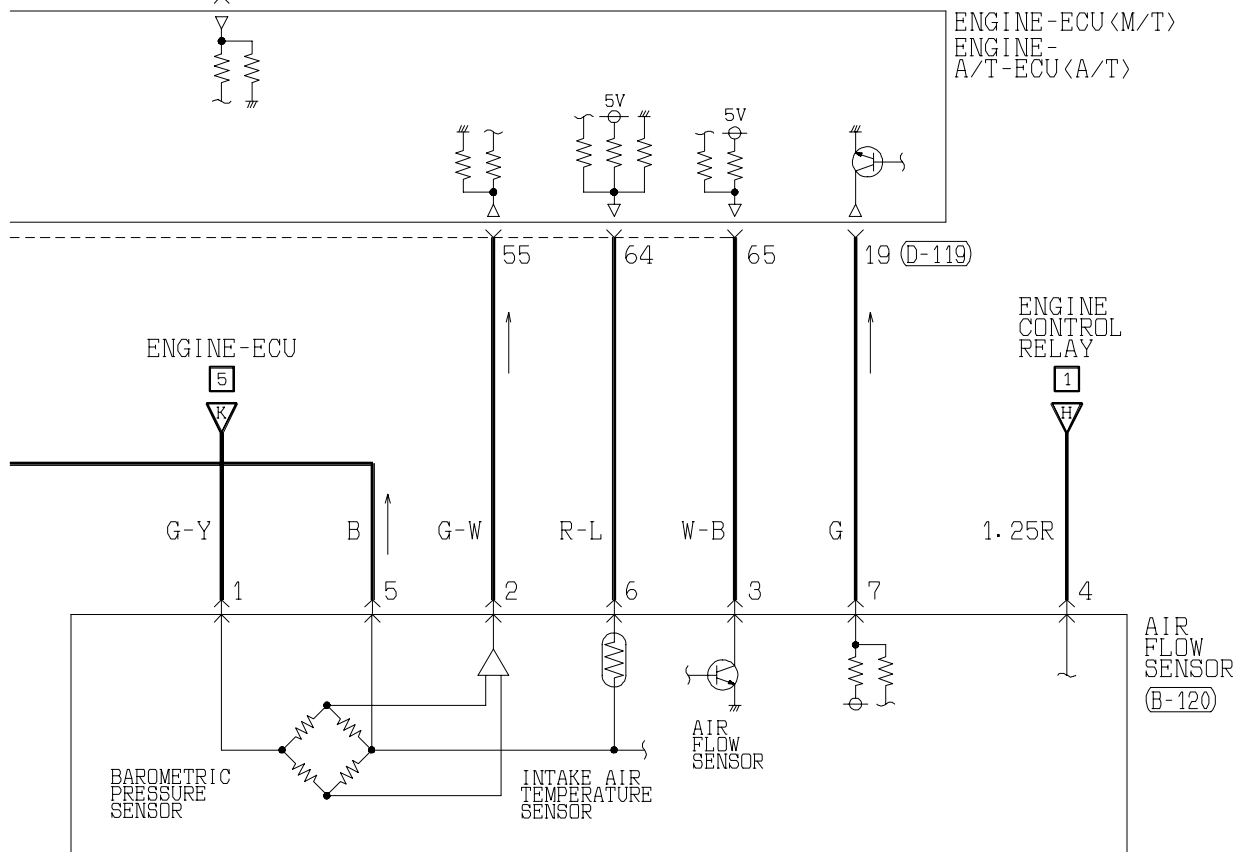
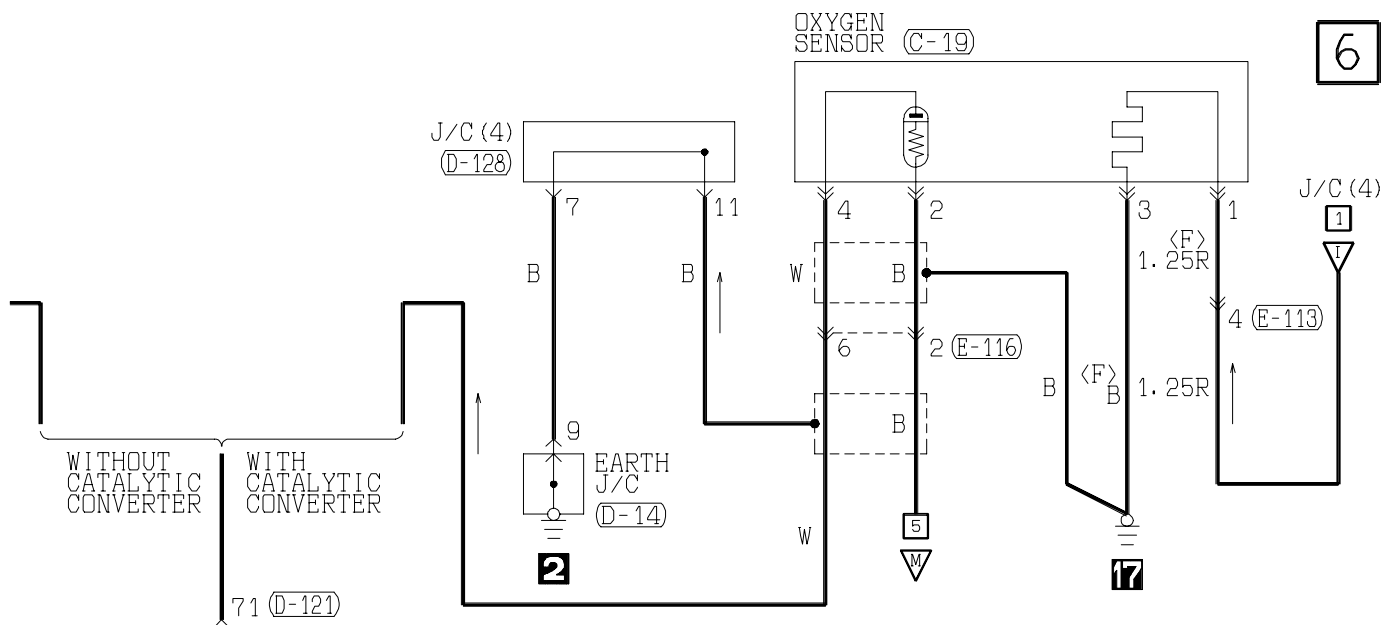
ENGINE CONTROL SYSTEM <6G72, 6G74-MPI (L.H. drive vehicles)> (CONTINUED)

Main
IndexGroup
TOC

1	2	3	4
5	6	7	8
9	10	11	12

(D-119) (MU803784)

1	2	3	4	JAE	5	6	7	8
9	10	11	12	13	14	15	16	17
18	19	20	21	22	23	24	25	26
27	28	29	30	31	32	33	34	35



(D-120) (MU803781)

41	42	43	JAE	44	45	46
47	48	49	50	51	52	53
54	55	56	57	58	59	60
61	62	63	64	65	66	

(D-121) (MU803782)

71	72	73	74	JAE	75	76	77
78	79	80	81	82	83	84	85
86	87	88	89	90	91	92	93
94	95	96	97	98			

(D-128)

1	2	3	4	5	6	7	8	9	10	11
12	13	14	15	16	17	18	19	20	21	22
23	24	25	26	27	28	29	30	31	32	33

(E-113)

5	1	2	3	4	16
6	7	8	9	10	11
12	13	14	15	17	18
19	20	21	22	23	24
25	26	27	28	29	30
31	32	33	34	35	36
37	38	39	40	41	42

(E-116)

1	2
3	4
5	6

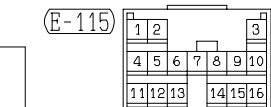
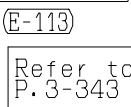
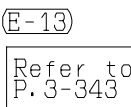
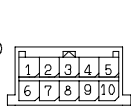
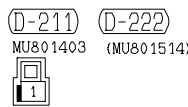
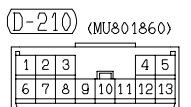
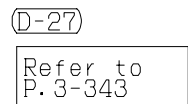
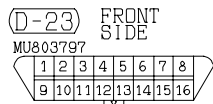
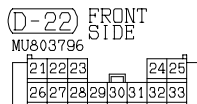
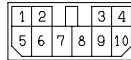
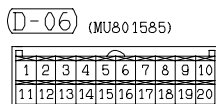
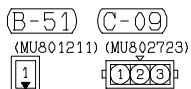
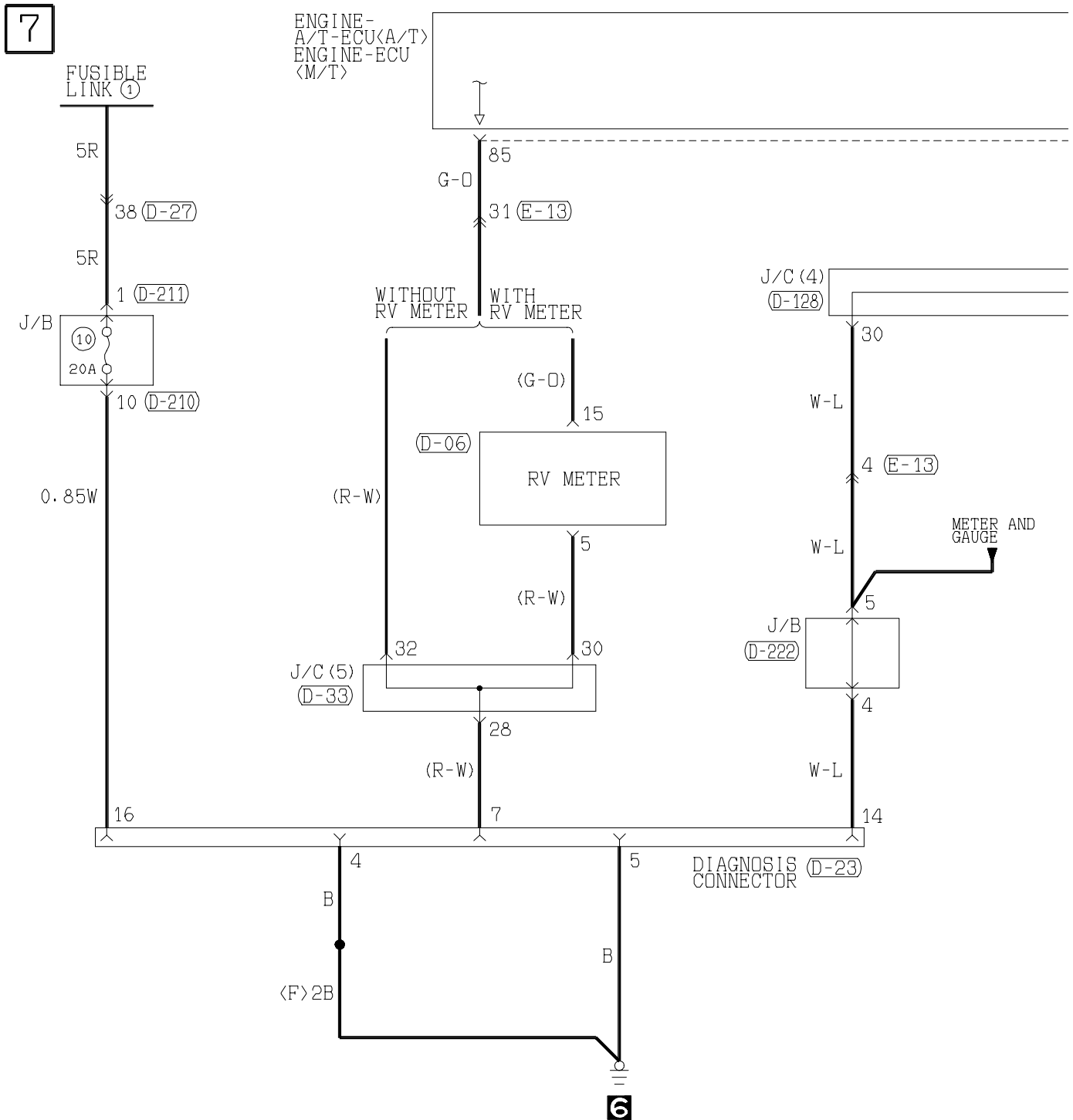
Wire colour code

B:Black LG:Light green
 BR:Brown O:Orange
 W:White SB:Sky blue
 V:Violet

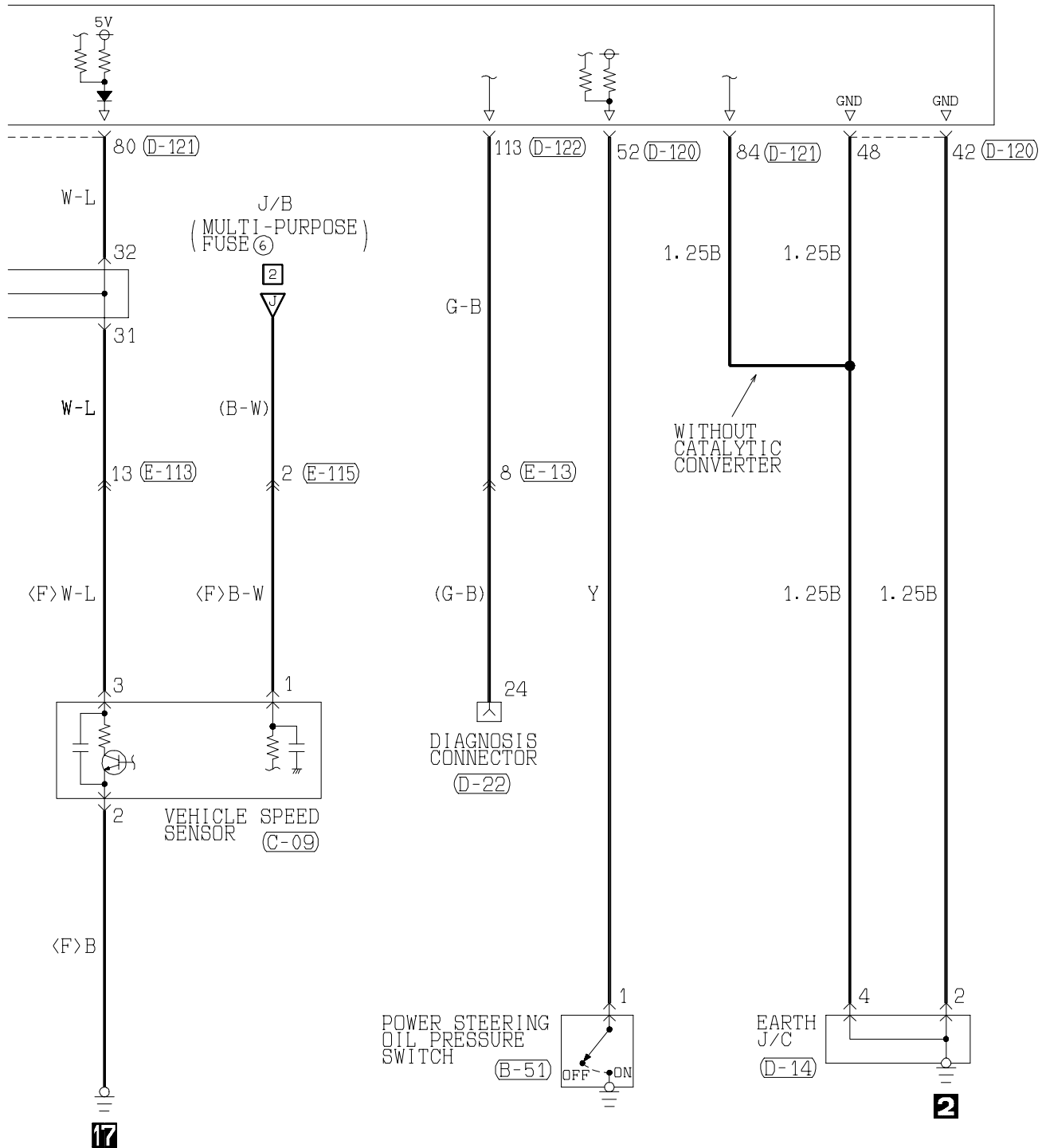
G:Green
 GR:Gray
 P:Pink

L:Blue
 R:Red
 Y:Yellow

ENGINE CONTROL SYSTEM <6G72, 6G74-MPI (L.H. drive vehicles)> (CONTINUED)

Main
IndexGroup
TOC

8



(D-33)

1	2	3	4	5	6	7	8	9	10	11
12	13	14	15	16	17	18	19	20	21	22
23	24	25	26	27	28	29	30	31	32	33

(D-120) (MU803781)

41	42	43	JAE	44	45	46
47	48	49	50	51	52	53
54	55	56	57	58	59	60
61	62	63	64	65	66	

(D-121) (MU803782)

71	72	73	74	JAE	75	76	77
78	79	80	81	82	83	84	85
86	87	88	89	90	91	92	93
94	95	96	97	98			

(D-122) (MU803783)

101	102	103	104	JAE	105	106	107
108	109	110	111	112	113	114	115
116	117	118	119	120	121	122	123
124	125	126	127	128	129	130	

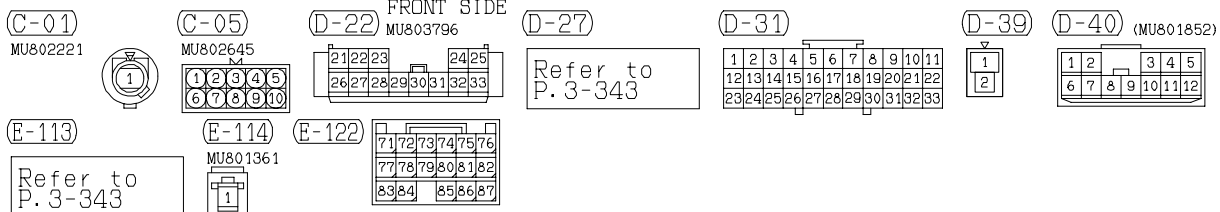
(D-128)

1	2	3	4	5	6	7	8	9	10	11
12	13	14	15	16	17	18	19	20	21	22
23	24	25	26	27	28	29	30	31	32	33

Wire colour code

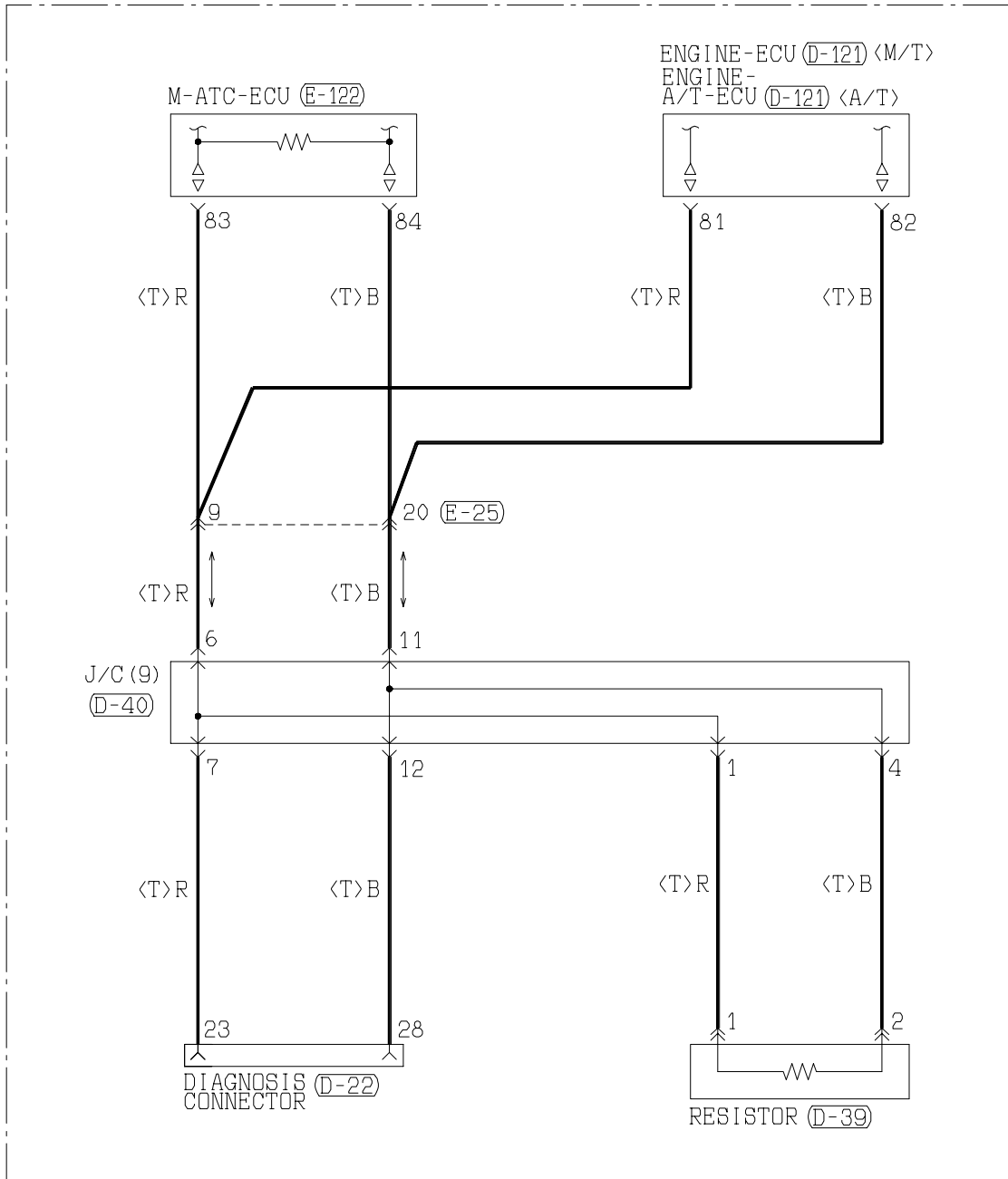
B : Black LG : Light green G : Green L : Blue W : White Y : Yellow SB : Sky blue
 BR : Brown O : Orange GR : Gray R : Red P : Pink V : Violet

9



10

<WITH M-ATC>



(D-120) (MU803781)

41	42	43	JAE	44	45	46
47	48	49	50	51	52	53
54	55	56	57	58	59	60
61	62	63	64	65	66	

(D-121) (MU803782)

71	72	73	74	JAE	75	76	77
78	79	80	81	82	83	84	85
86	87	88	89	90	91	92	93
94	95	96	97	98			

(D-223) (MU801866)

1	2	3	4	5	6	7	8

(E-13)

Refer to
P. 3-343

(E-25)

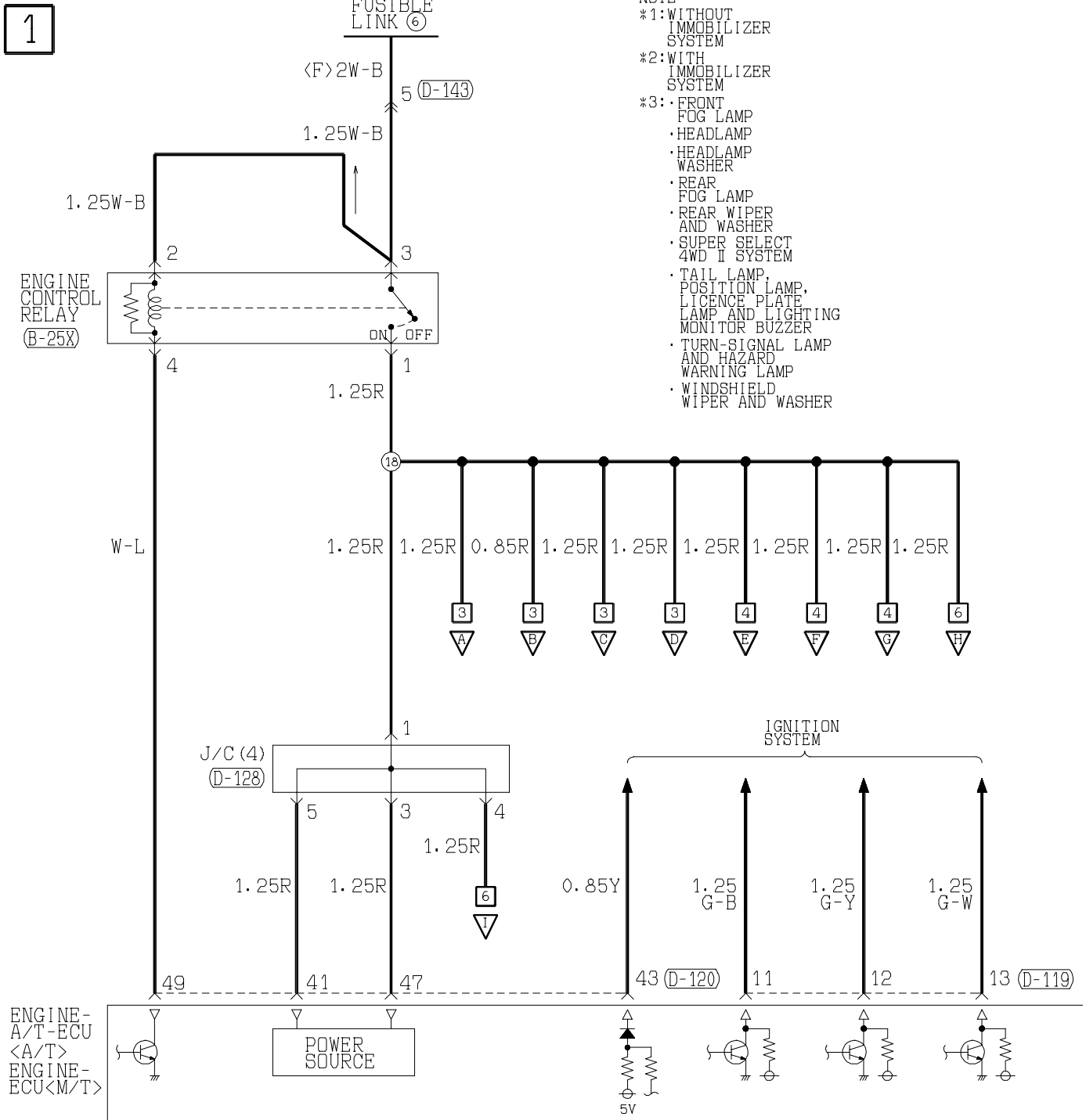
1	2	3	4	5	6	7	8	9	10	11
12	13	14	15	16	17	18	19	20	21	22

Wire colour code

 B : Black LG : Light green G : Green L : Blue W : White Y : Yellow SB : Sky blue
 BR : Brown O : Orange GR : Gray R : Red P : Pink V : Violet

ENGINE CONTROL SYSTEM

6G72, 6G74-MPI <R.H. drive vehicles (Except for Hong Kong)>

Main
IndexGroup
TOC

(B-25X) (B-27X) (D-01)

1	2
3	4

1	2
3	4

51	52	53	54	55	56	57	58
59							
60	61	62	63	64	65	66	67

(D-02)

31	32	33	34	35	36	37	38
39							
40	41	42	43	44	45	46	47

(D-31)

1	2	3	4	5	6	7	8	9	10	11
12	13	14	15	16	17	18	19	20	21	22
23	24	25	26	27	28	29	30	31	32	33

(D-213) MU801847

1	2	3	4
5	6	7	8

(D-119) (MU803784)

1	2	3	4	JAE	5	6	7	8
9	10	11	12	13	14	15	16	17
18	19	20	21	22	23	24	25	26
27	28	29	30	31	32	33	34	35

(D-223) (MU801866)

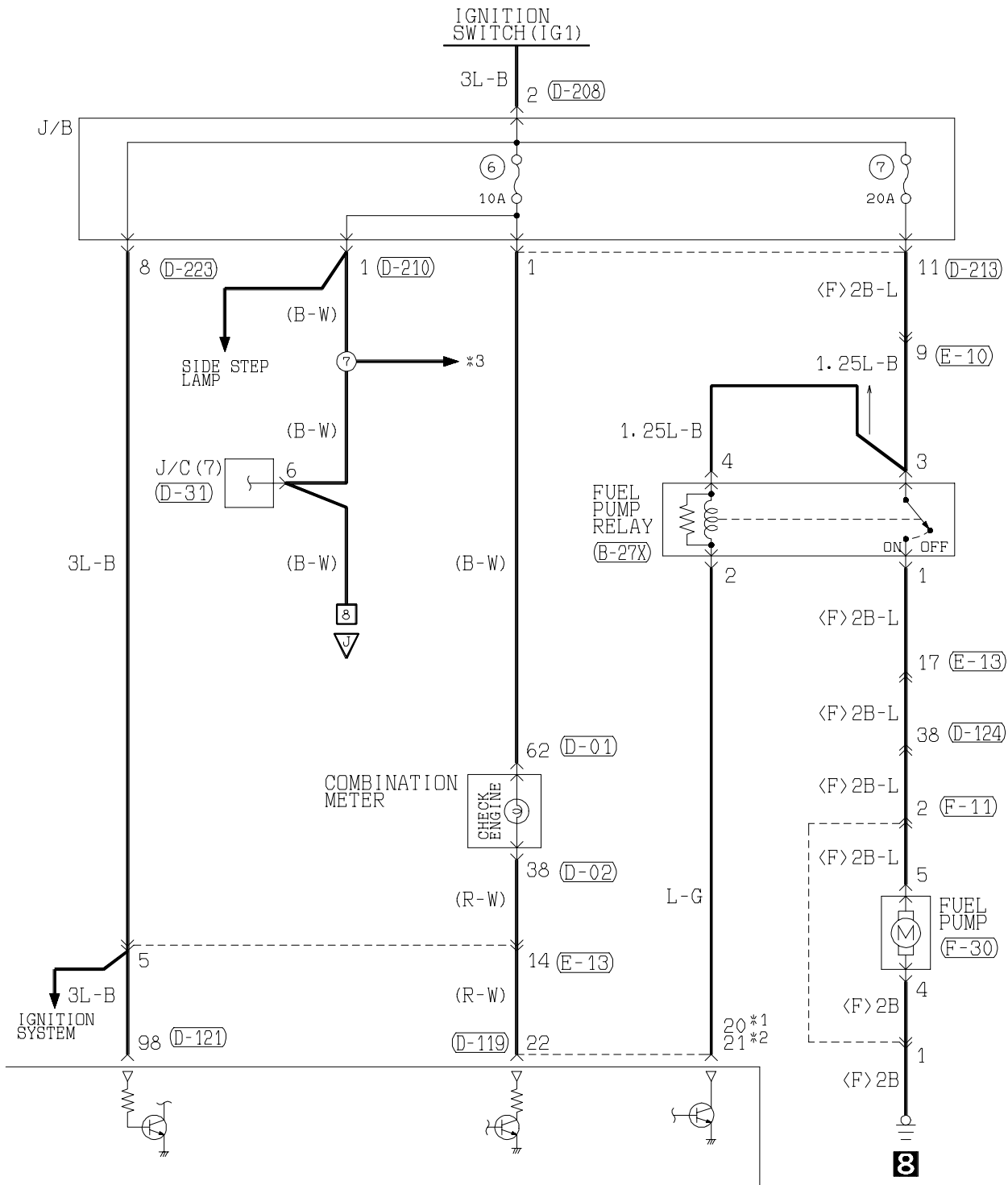
1	2	3	4	5	6	7	8
---	---	---	---	---	---	---	---

(E-10) MU801857

1	2	3	4	5	6
7	8	9	10	11	12
13	14				

H4Q05X01AA

2



(D-120) (MU803781)

41	42	43	JAE	44	45	46
47	48	49	50	51	52	53
54	55	56	57	58	59	60
61	62	63	64	65	66	

(E-13)

Refer to
P. 3-343

(D-121) (MU803782)

71	72	73	74	JAE	75	76	77
78	79	80	81	82	83	84	85
86	87	88	89	90	91	92	93
94	95	96	97	98			

(F-11)

MU802605
(MU802058)

(D-124)

Refer to
P. 3-343

(D-128)

1	2	3	4	5	6	7	8	9	10	11
12	13	14	15	16	17	18	19	20	21	22
23	24	25	26	27	28	29	30	31	32	33

(D-143) MU801855

1	2	3	4	5
6	7	8	9	10
11	12	13		

(D-208)

1	2
3	4
5	6

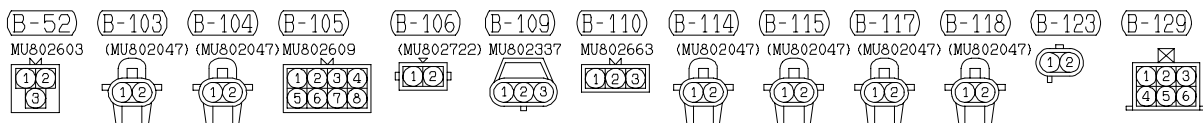
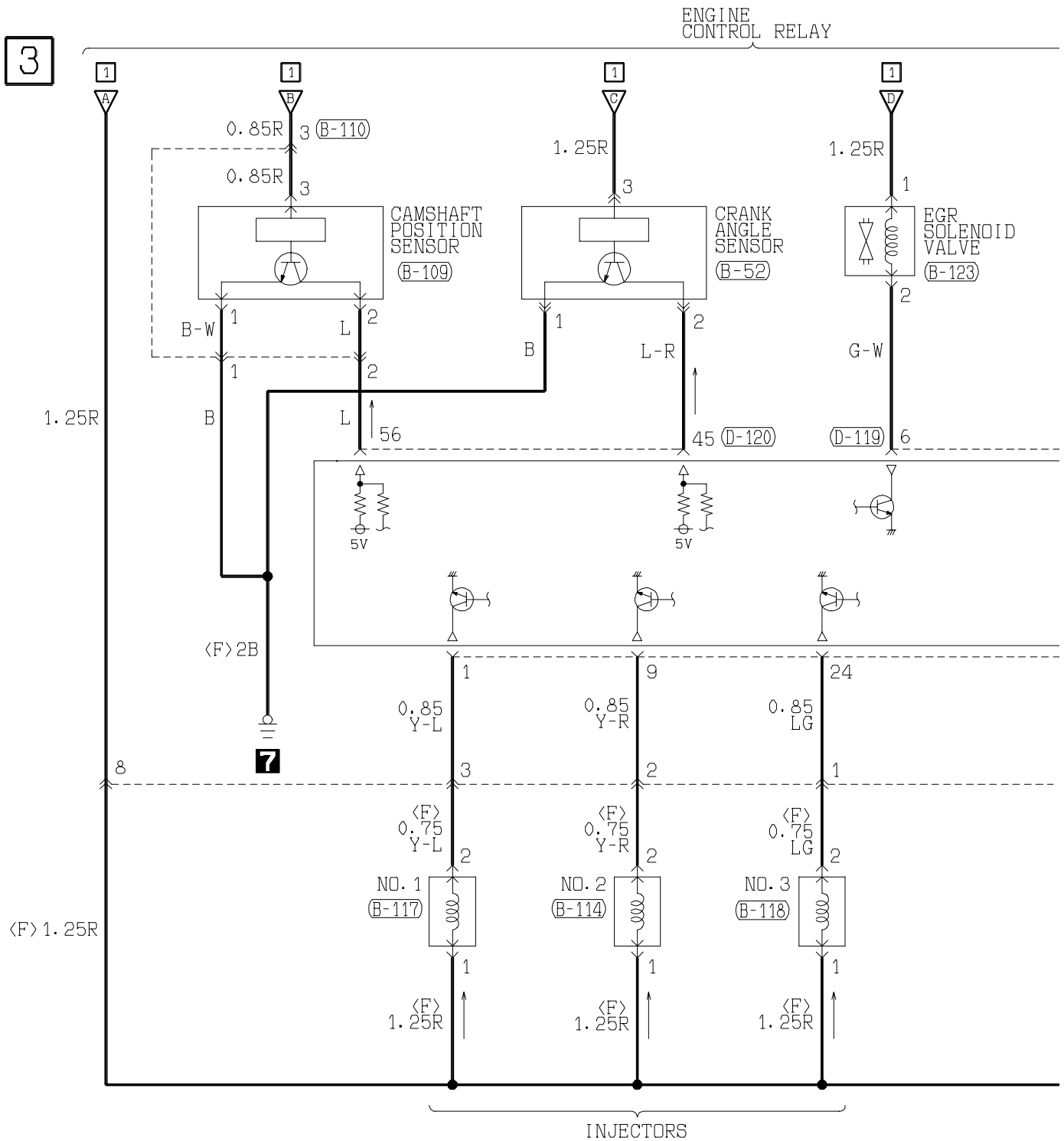
Wire colour code
 B : Black
 BR : Brown
 W : White
 V : Violet

LG : Light green
 O : Orange
 SB : Sky blue

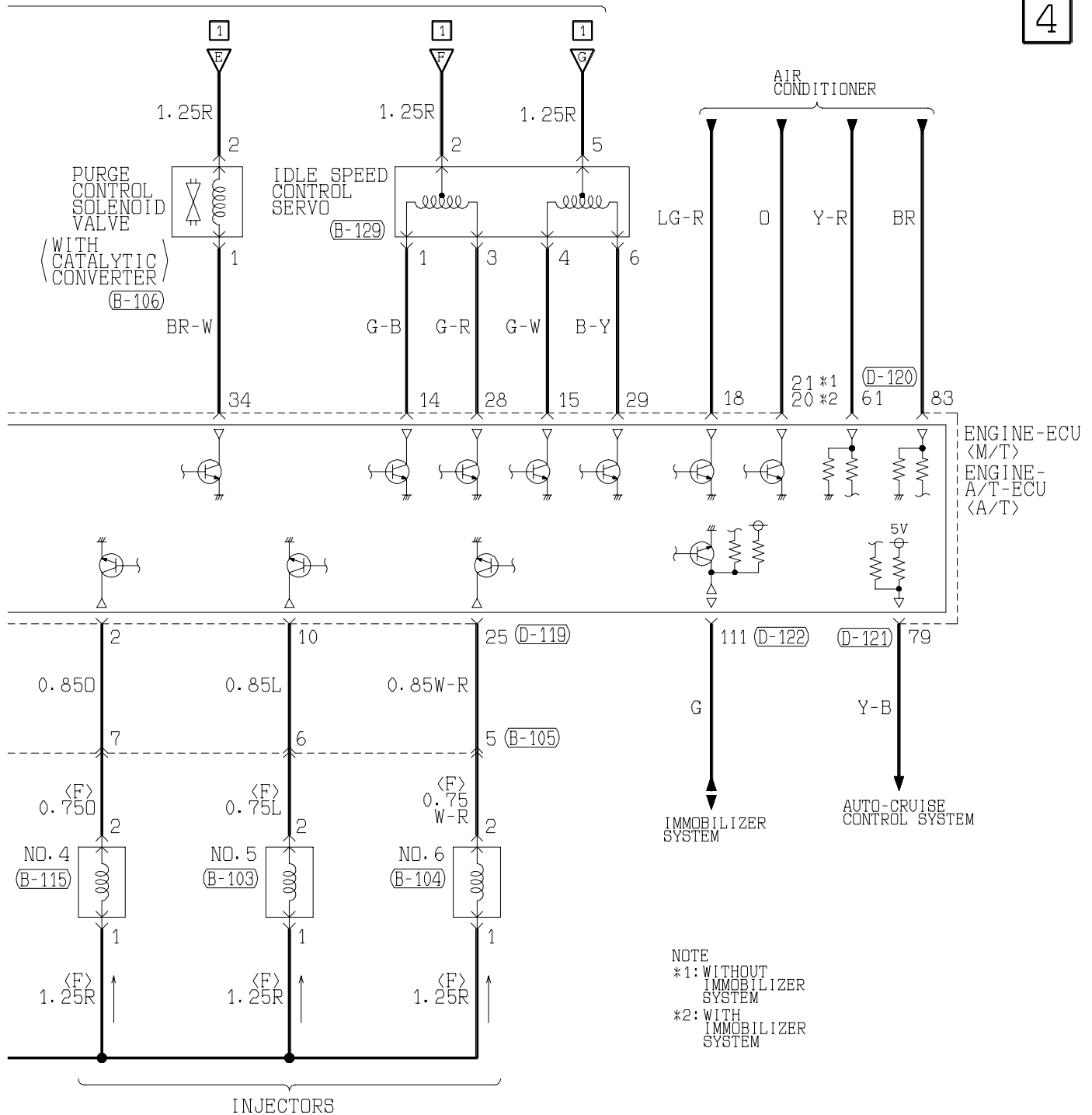
G : Green
 GR : Gray
 P : Pink

L : Blue
 R : Red
 Y : Yellow

ENGINE CONTROL SYSTEM <6G72, 6G74-MPI (R.H. drive vehicles (Except for Hong Kong))> (CONTINUED)

Main
IndexGroup
TOC

4



(D-119) (MU803784)

1	2	3	4	JAE	5	6	7	8
9	10	11	12	13	14	15	16	17
18	19	20	21	22	23	24	25	26
27	28	29	30	31	32	33	34	35

(D-120) (MU803781)

41	42	43	JAE	44	45	46
47	48	49	50	51	52	53
54	55	56	57	58	59	60
61	62	63	64	65	66	67

(D-121) (MU803782)

71	72	73	74	JAE	75	76	77
78	79	80	81	82	83	84	85
86	87	88	89	90	91	92	93
94	95	96	97	98	99	100	101

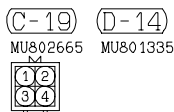
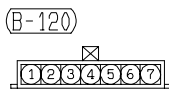
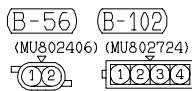
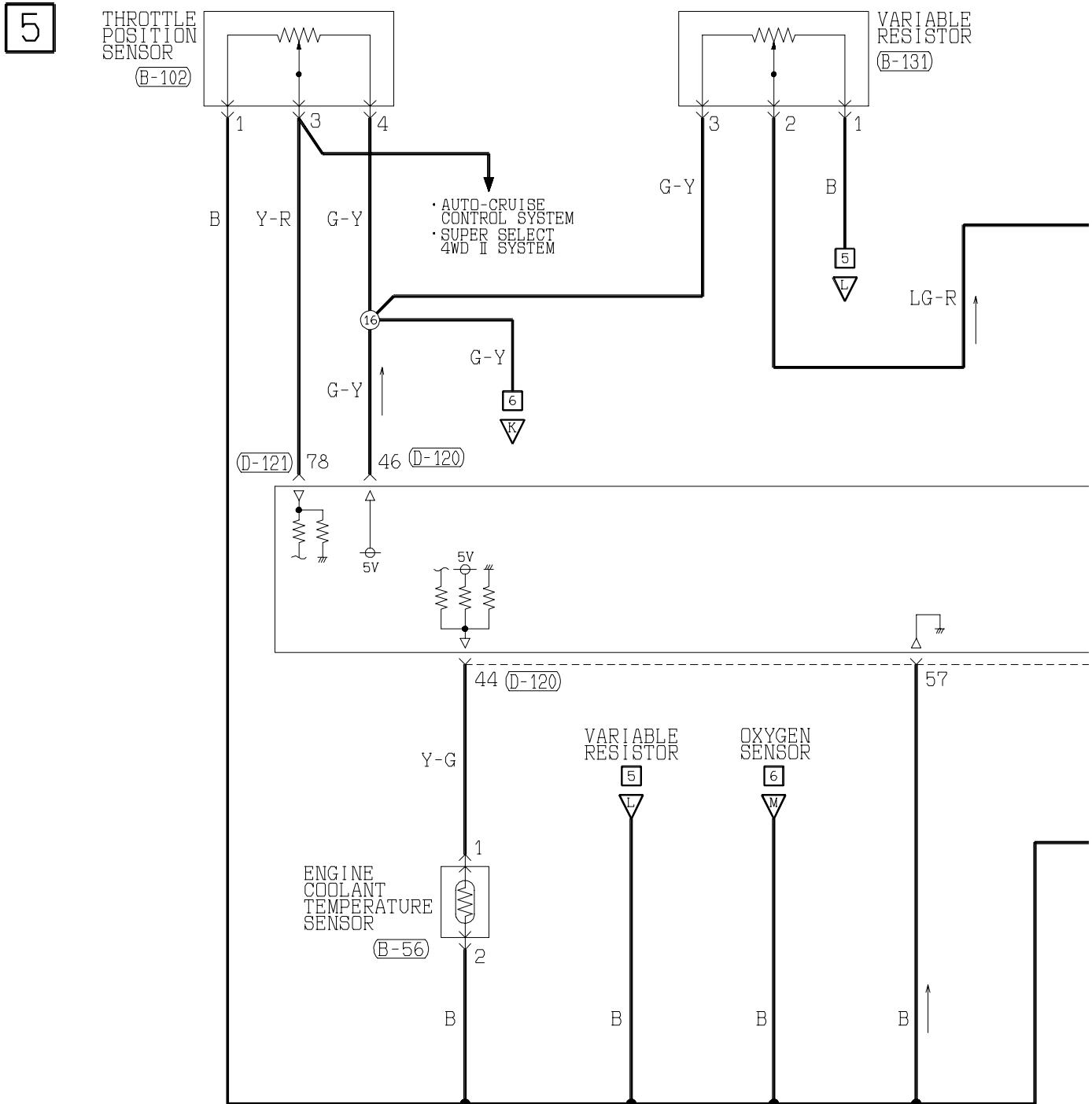
(D-122) (MU803783)

101	102	103	104	JAE	105	106	107
108	109	110	111	112	113	114	115
116	117	118	119	120	121	122	123
124	125	126	127	128	129	130	131

Wire colour code

B:Black LG:Light green G:Green L:Blue W:White Y:Yellow SB:Sky blue
BR:Brown O:Orange GR:Gray R:Red P:Pink V:Violet

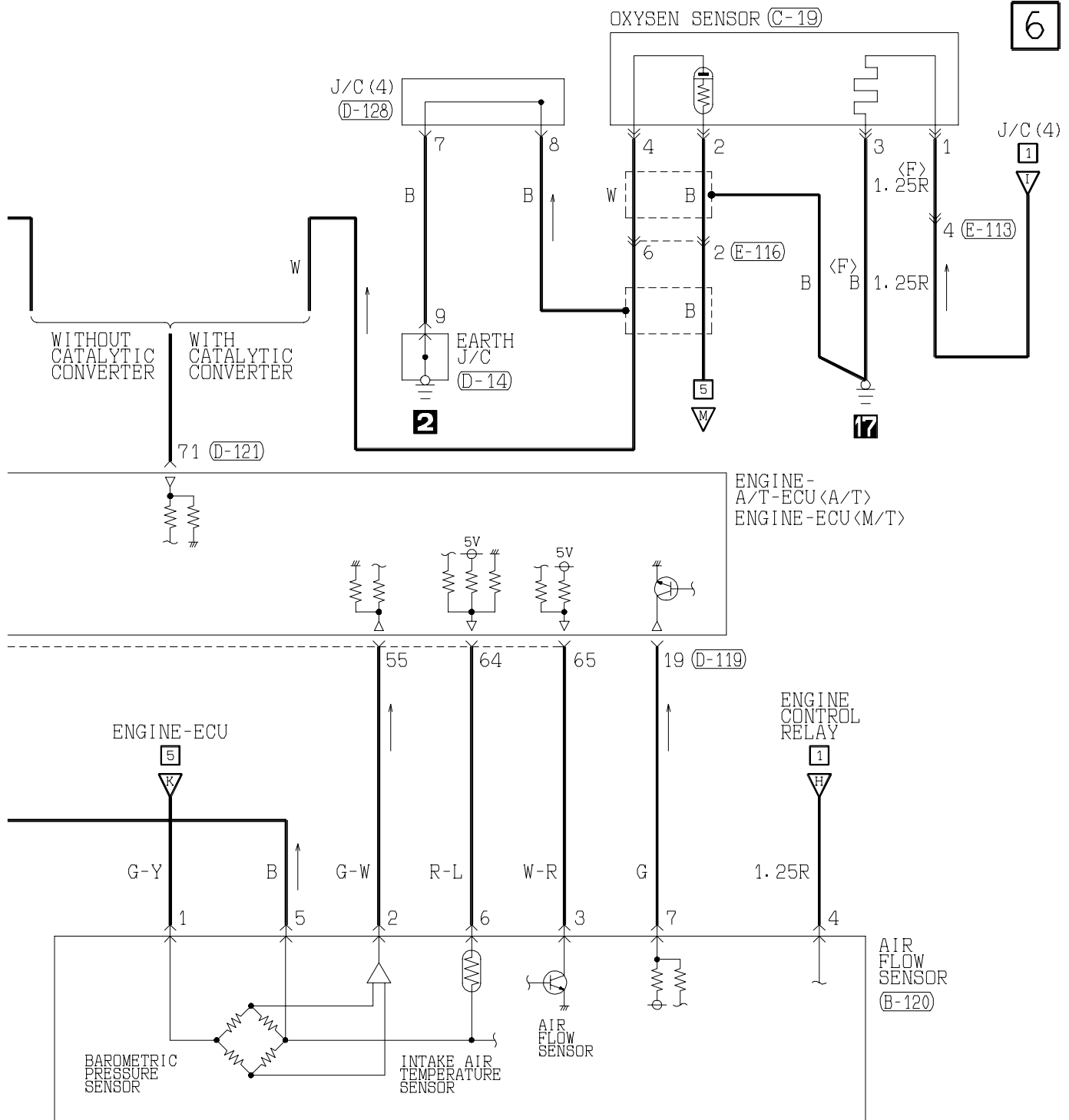
ENGINE CONTROL SYSTEM <6G72, 6G74-MPI (R.H. drive vehicles (Except for Hong Kong))> (CONTINUED)

Main
IndexGroup
TOC

1	2	3	4
5	6	7	8
9	10	11	12

(D-119) (MU803784)

1	2	3	4	JAE	5	6	7	8
9	10	11	12	13	14	15	16	17
18	19	20	21	22	23	24	25	26
27	28	29	30	31	32	33	34	35



(D-120) (MU803781)

41	42	43	JAE	44	45	46
47	48	49	50	51	52	53
54	55	56	57	58	59	60
61	62	63	64	65	66	

(D-121) (MU803782)

71	72	73	74	JAE	75	76	77
78	79	80	81	82	83	84	85
86	87	88	89	90	91	92	93
94	95	96	97	98			

(D-128)

1	2	3	4	5	6	7	8	9	10	11
12	13	14	15	16	17	18	19	20	21	22
23	24	25	26	27	28	29	30	31	32	33

(E-113)

5	1	2	3	4	16
6	7	8	9	10	11
12	13	14	15	17	18
19	20	21	22	23	24
25	26	27	28	29	30
31	32	33	34	35	36
37	38	39	40	41	42

(E-116)

1	2
3	4
5	6

Wire colour code

B:Black LG:Light green

BR:Brown O:Orange

W:White SB:Sky blue

V:Violet

G:Green

GR:Gray

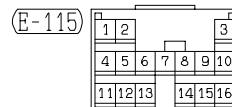
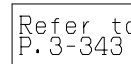
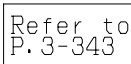
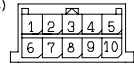
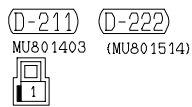
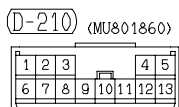
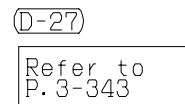
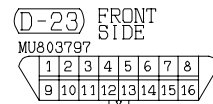
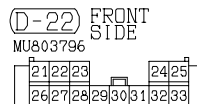
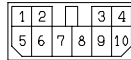
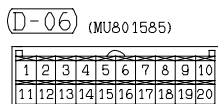
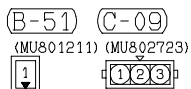
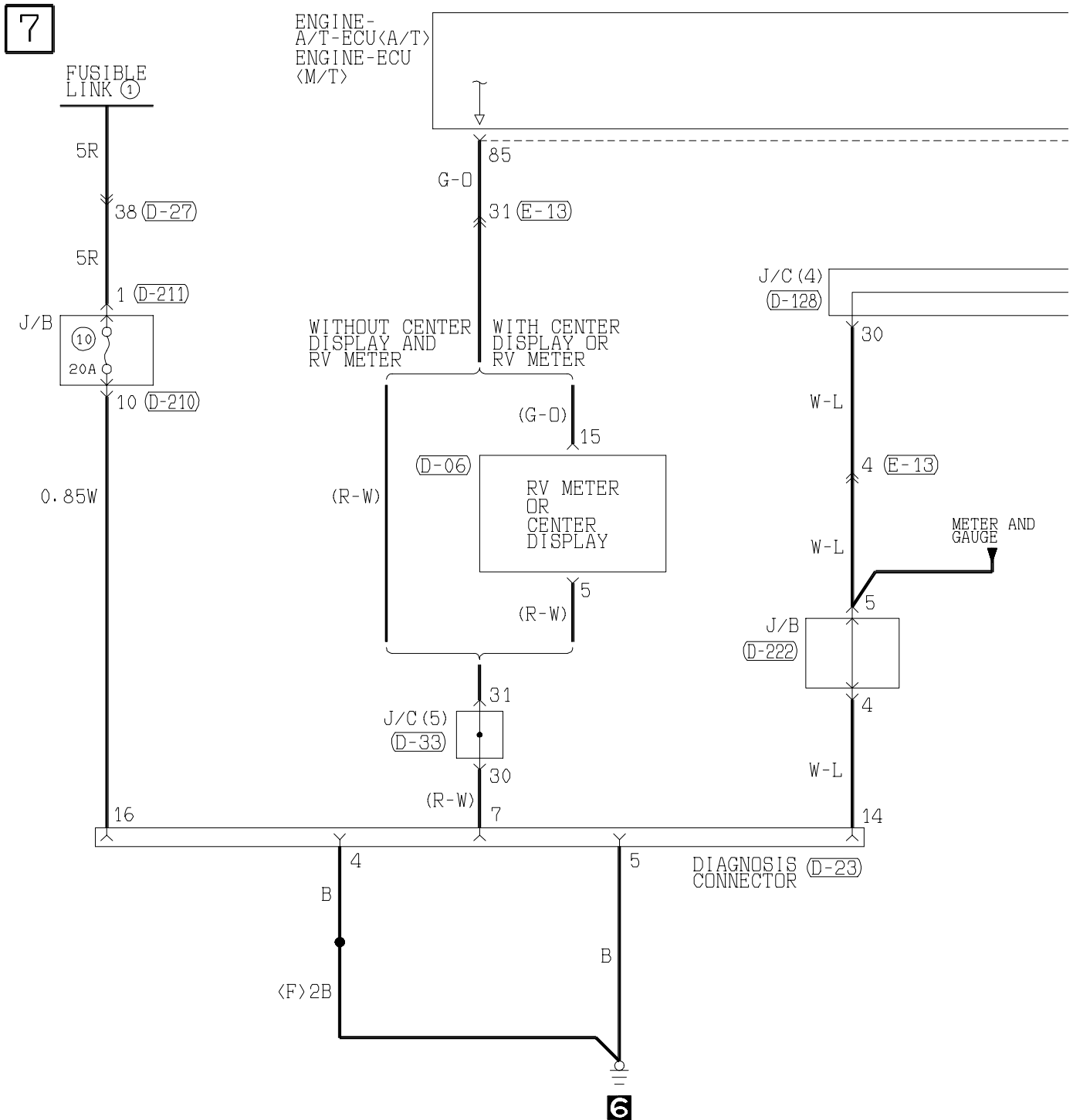
P:Pink

L:Blue

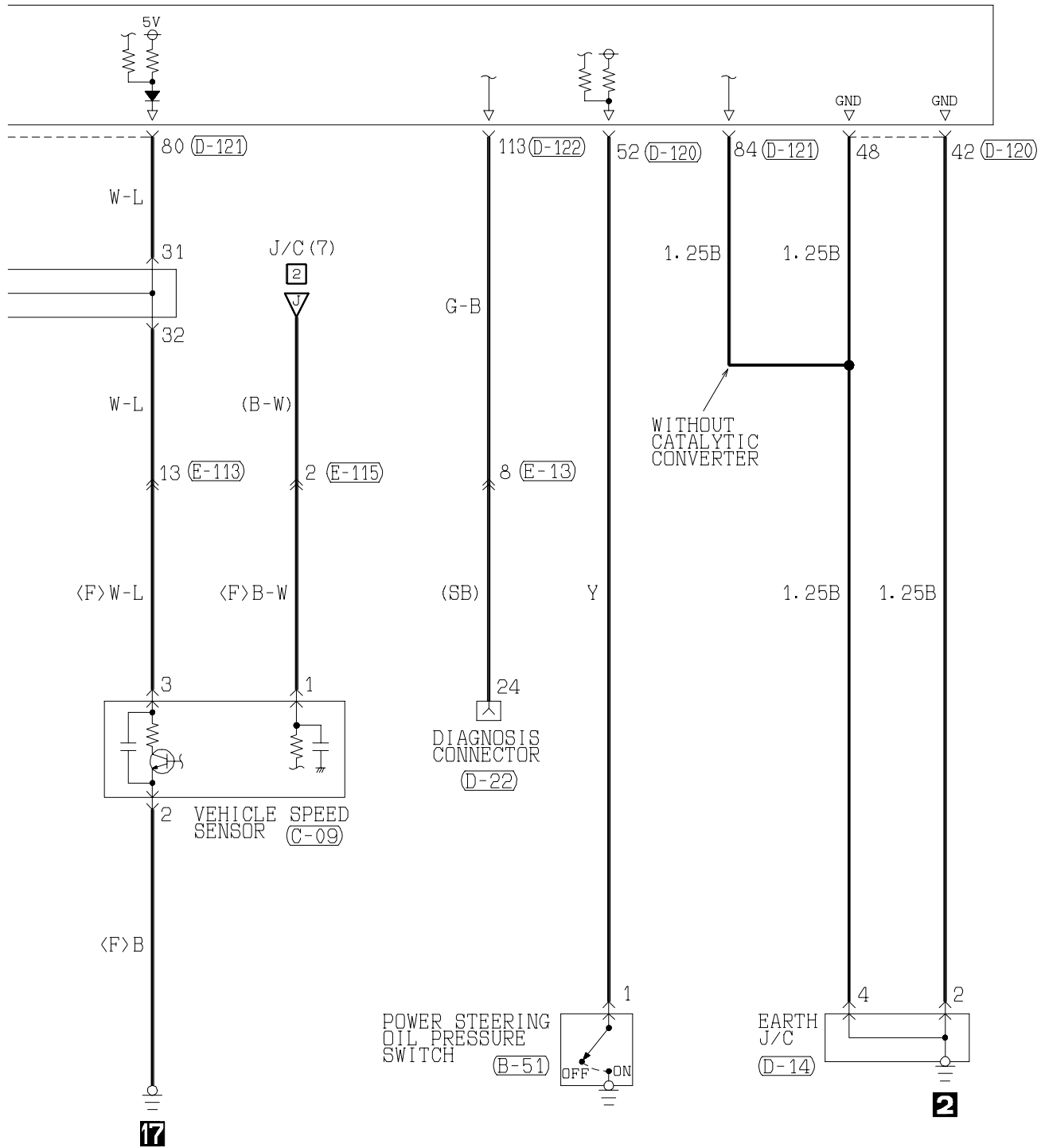
R:Red

Y:Yellow

ENGINE CONTROL SYSTEM <6G72, 6G74-MPI (R.H. drive vehicles (Except for Hong Kong))> (CONTINUED)

Main
IndexGroup
TOC

8



(D-33)

1	2	3	4	5	6	7	8	9	10	11
12	13	14	15	16	17	18	19	20	21	22
23	24	25	26	27	28	29	30	31	32	33

(D-120) (MU803781)

41	42	43	JAE	44	45	46
47	48	49	50	51	52	53
54	55	56	57	58	59	60
61	62	63	64	65	66	

(D-121) (MU803782)

71	72	73	74	JAE	75	76	77
78	79	80	81	82	83	84	85
86	87	88	89	90	91	92	93
94	95	96	97	98			

(D-122) (MU803783)

101	102	103	104	JAE	105	106	107
108	109	110	111	112	113	114	115
116	117	118	119	120	121	122	123
124	125	126	127	128	129	130	

(D-128)

1	2	3	4	5	6	7	8	9	10	11
12	13	14	15	16	17	18	19	20	21	22
23	24	25	26	27	28	29	30	31	32	33

Wire colour code

B :Black LG:Light green

G :Green GR:Gray

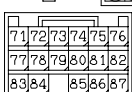
L :Blue R :Red

W :White P :Pink

Y :Yellow V :Violet

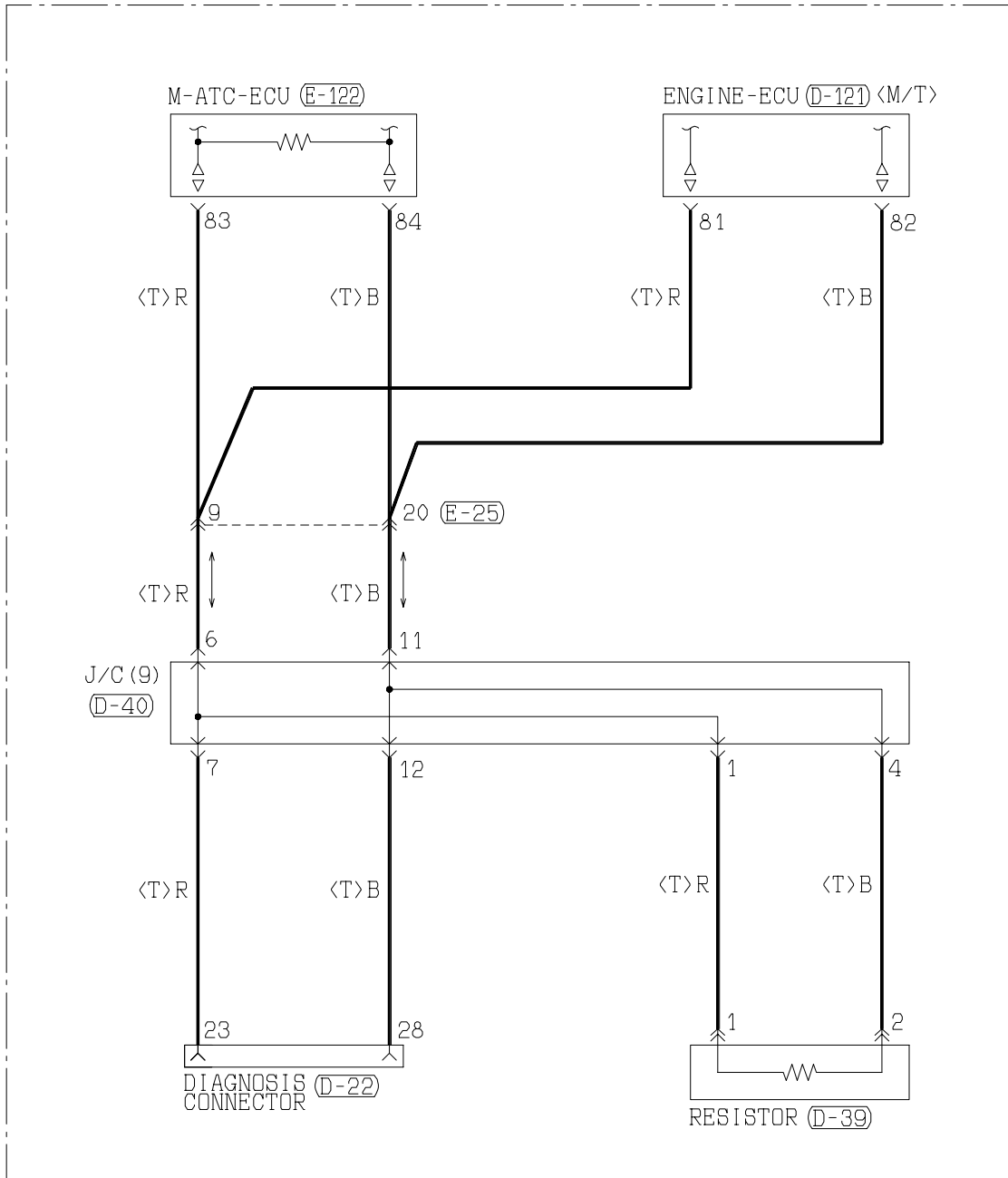
SB:Sky blue

9



10

<WITH M-ATC>



(D-120) (MU803781)

41	42	43	JAE	44	45	46
47	48	49	50	51	52	53
54	55	56	57	58	59	60
61	62	63	64	65	66	

(D-121) (MU803782)

71	72	73	74	JAE	75	76	77
78	79	80	81	82	83	84	85
86	87	88	89	90	91	92	93
94	95	96	97	98			

(E-13)

Refer to
P. 3-343

(E-25)

1	2	3	4	5	6	7	8	9	10	11
12	13	14	15	16	17	18	19	20	21	22

(E-113)

Refer to
P. 3-343

(E-114)

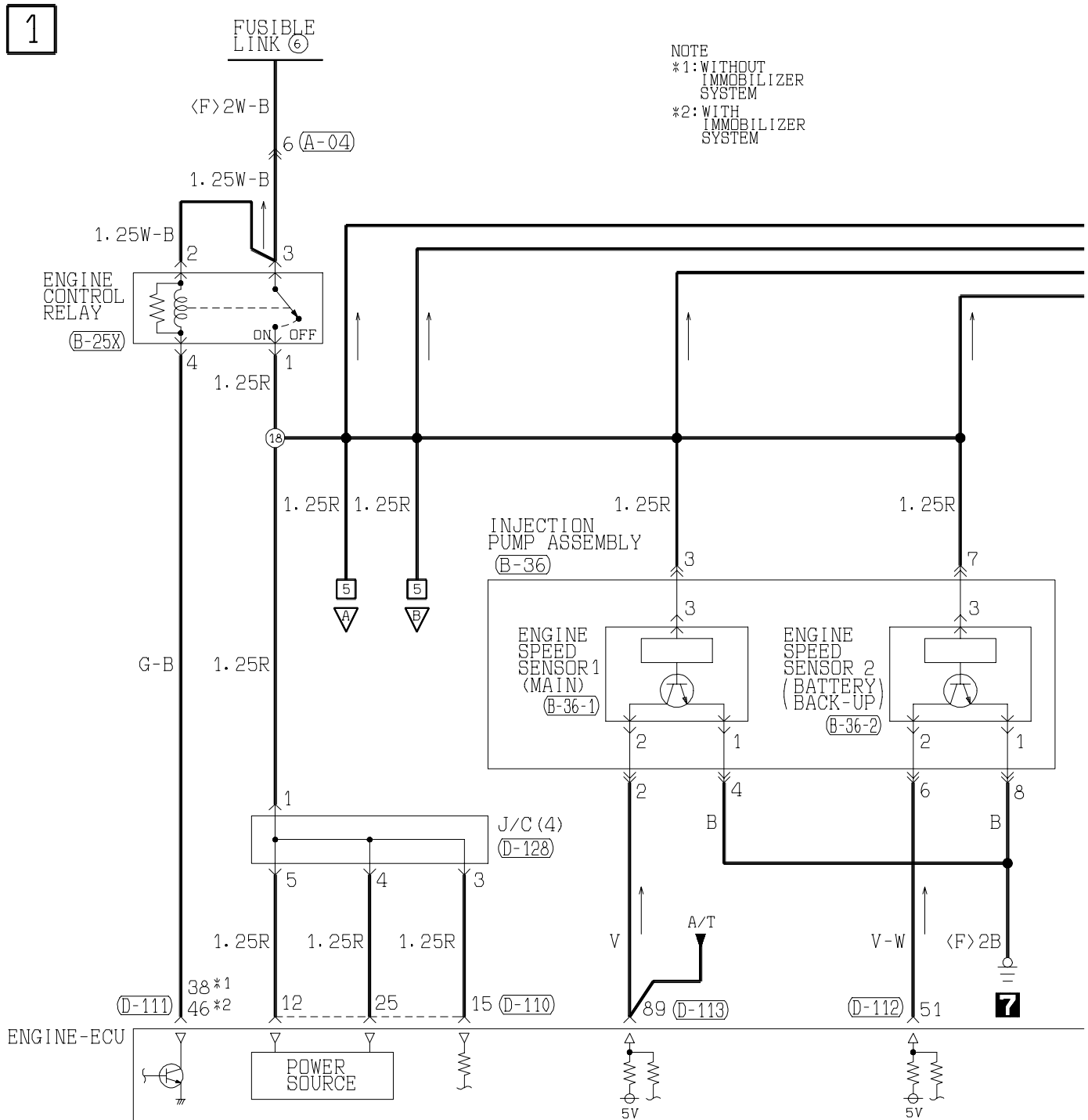
MU801361
1

Wire colour code

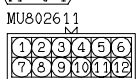
B : Black LG : Light green G : Green L : Blue W : White Y : Yellow SB : Sky blue
 BR : Brown O : Orange GR : Gray R : Red P : Pink V : Violet

ENGINE CONTROL SYSTEM

4M41 <L.H. drive vehicles>

Main
IndexGroup
TOC

(A-04)



(B-25X)



(B-36)



(B-36-1)



(B-36-2)



(B-45)



(B-45-1)



(B-45-2)



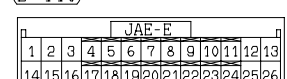
(B-45-3)



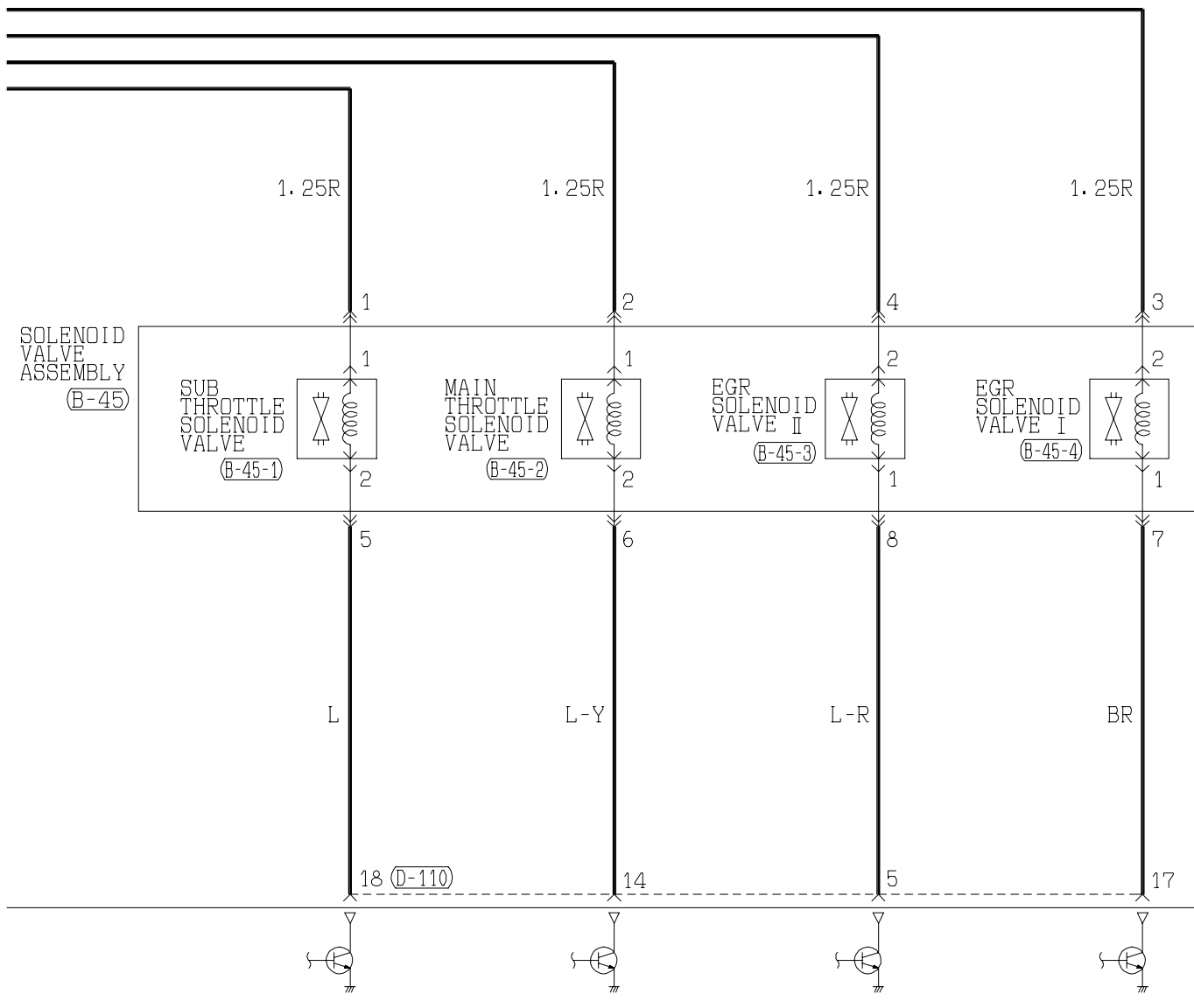
(B-45-4)



(D-110)



2



(D-111)

JAE-E										
31	32	33	34	35	36	37	38	39	40	41
42	43	44	45	46	47	48	49	50	51	52

(D-112)

JAE-E										
51	52	53	54	55	56	57	58	59	60	61
62	63	64	65	66	67	68	69	70	71	72

(D-113)

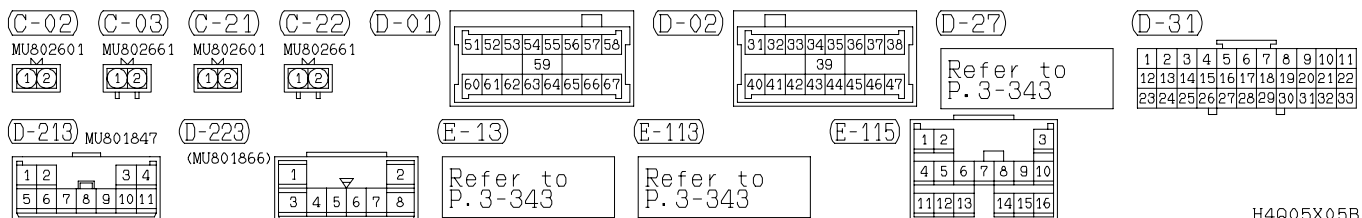
JAE-E										
71	72	73	74	75	76	77	78	79	80	81
82	83	84	85	86	87	88	89	90	91	92

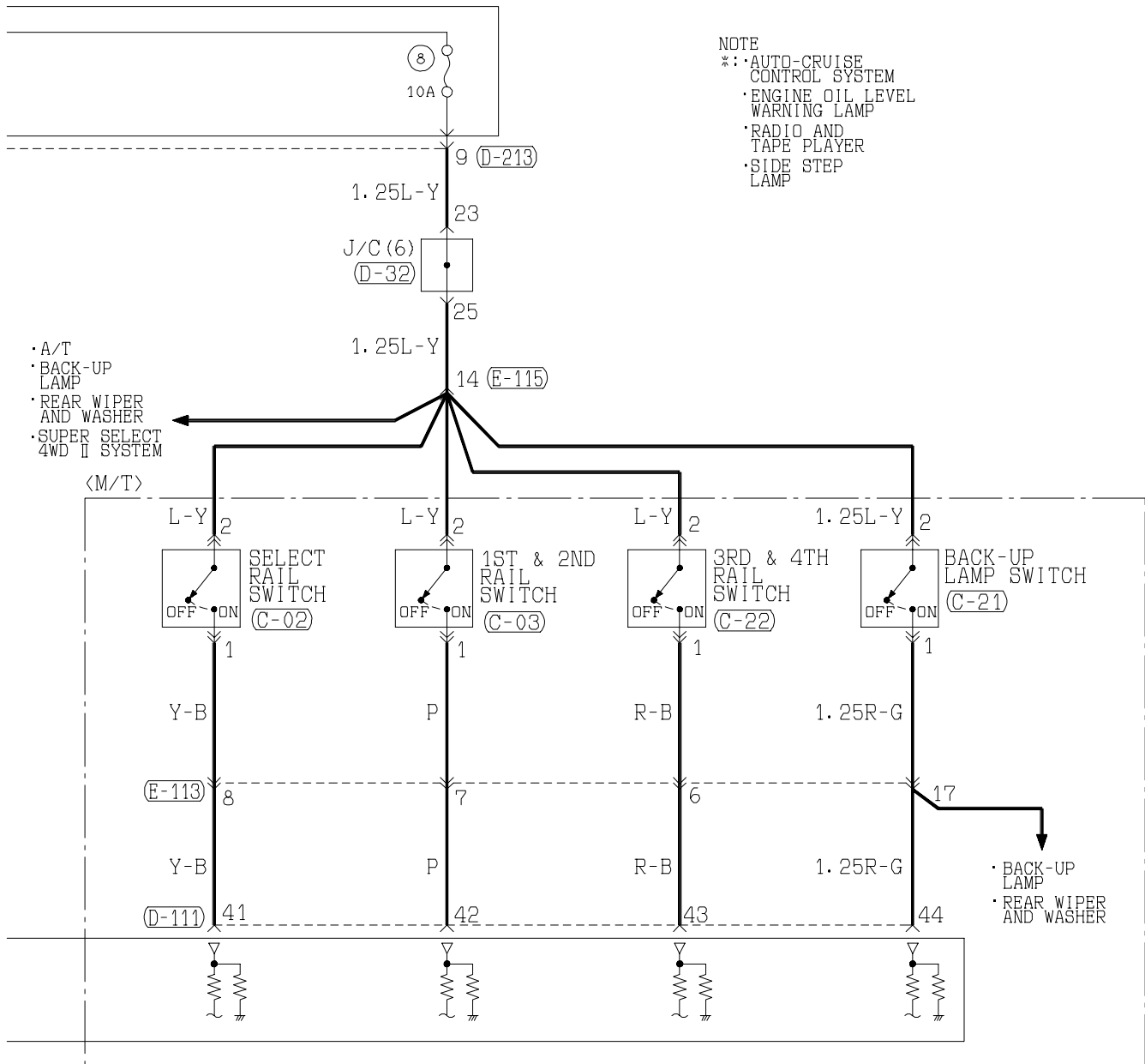
(D-128)

JAE-E										
1	2	3	4	5	6	7	8	9	10	11
12	13	14	15	16	17	18	19	20	21	22
23	24	25	26	27	28	29	30	31	32	33

Wire colour code

B : Black LG : Light green G : Green L : Blue W : White Y : Yellow SB : Sky blue
 BR : Brown O : Orange GR : Gray R : Red P : Pink V : Violet





(D-32)

1	2	3	4	5	6	7	8	9	10	11
12	13	14	15	16	17	18	19	20	21	22
23	24	25	26	27	28	29	30	31	32	33

(D-110)

1	2	3	4	5	6	7	8	9	10	11	12	13
14	15	16	17	18	19	20	21	22	23	24	25	26

(D-111)

31	32	33	34	35	36	37	38
39	40	41	42	43	44	45	46

(D-113)

71	72	73	74	75	76	77	78	79	80	81
82	83	84	85	86	87	88	89	90	91	92

(D-208)

MU801331

1	2
3	4
5	6

(D-210)

(MU801860)

1	2	3	4	5
6	7	8	9	10
11	12	13	14	15

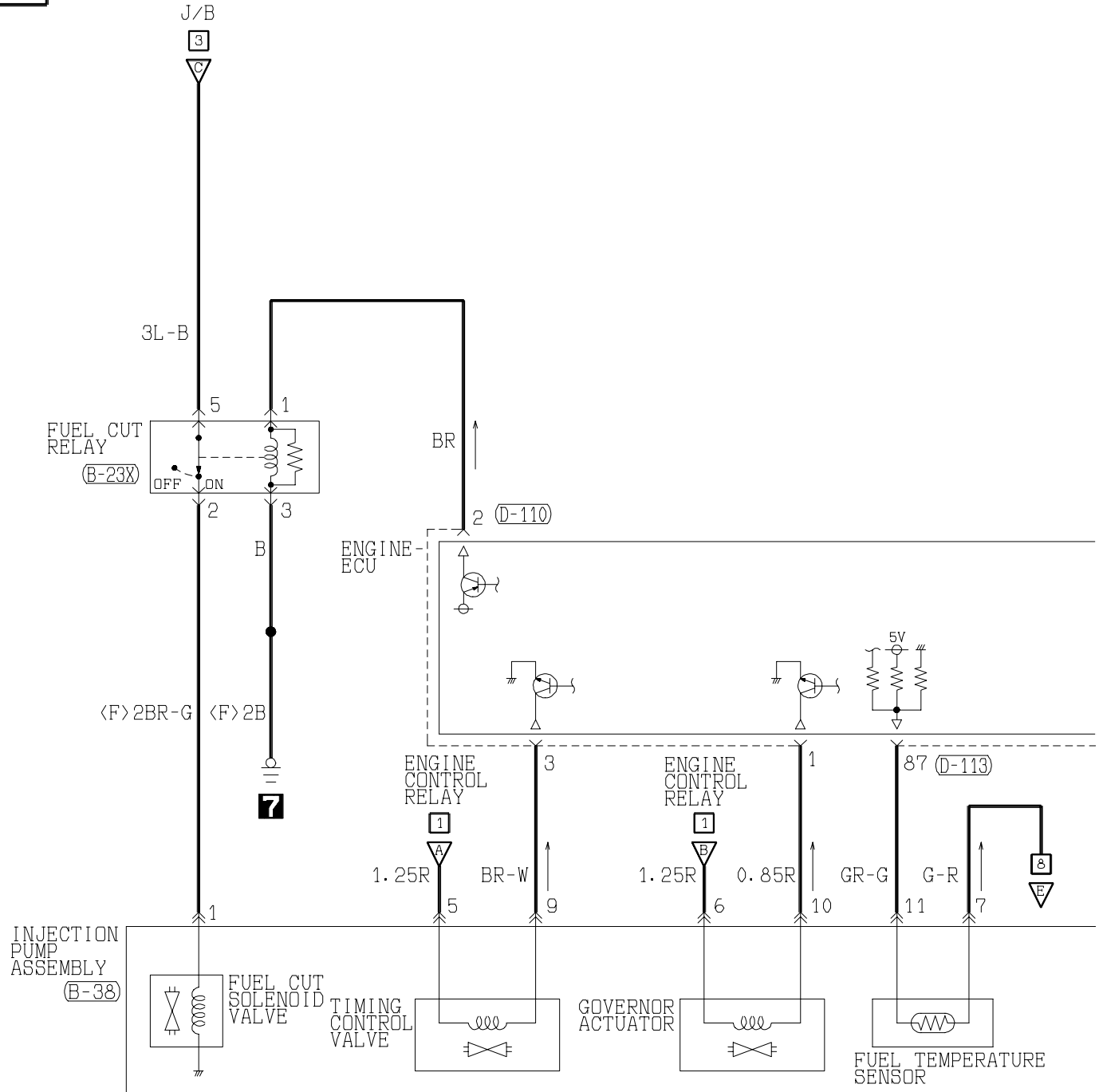
Wire colour code

B:Black LG:Light green G:Green L:Blue W:White Y:Yellow SB:Sky blue
BR:Brown O:Orange GR:Gray R:Red P:Pink V:Violet

ENGINE CONTROL SYSTEM <4M41 (L.H. drive vehicles)> (CONTINUED)

Main
IndexGroup
TOC

5



(B-08)
(MU802723)
1 2 3

(B-23X)
MU802667
1 2 3
4 5 6

(B-37)
MU802611
1 2 3
4 5 6

(B-38)
MU802603
1 2 3 4 5 6
7 8 9 10 11 12

(B-39)
MU801335
1 2
3

(D-14)
MU801335
1 2 3 4
5 6 7 8 9 10

(D-110)
JAE-E
1 2 3 4 5 6 7 8 9 10 11 12 13
14 15 16 17 18 19 20 21 22 23 24 25 26

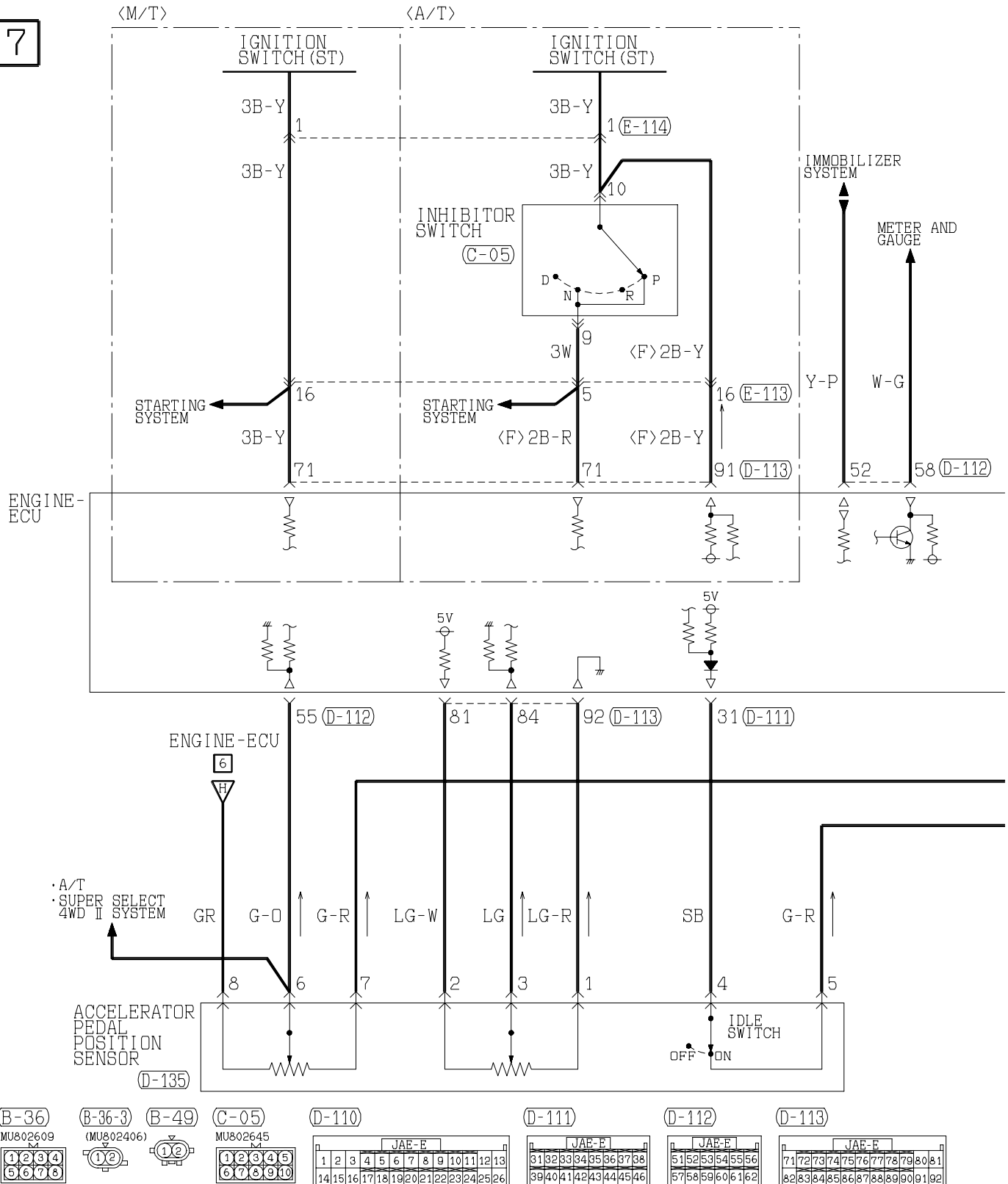
(D-112)
JAE-E
51 52 53 54 55 56
57 58 59 60 61 62

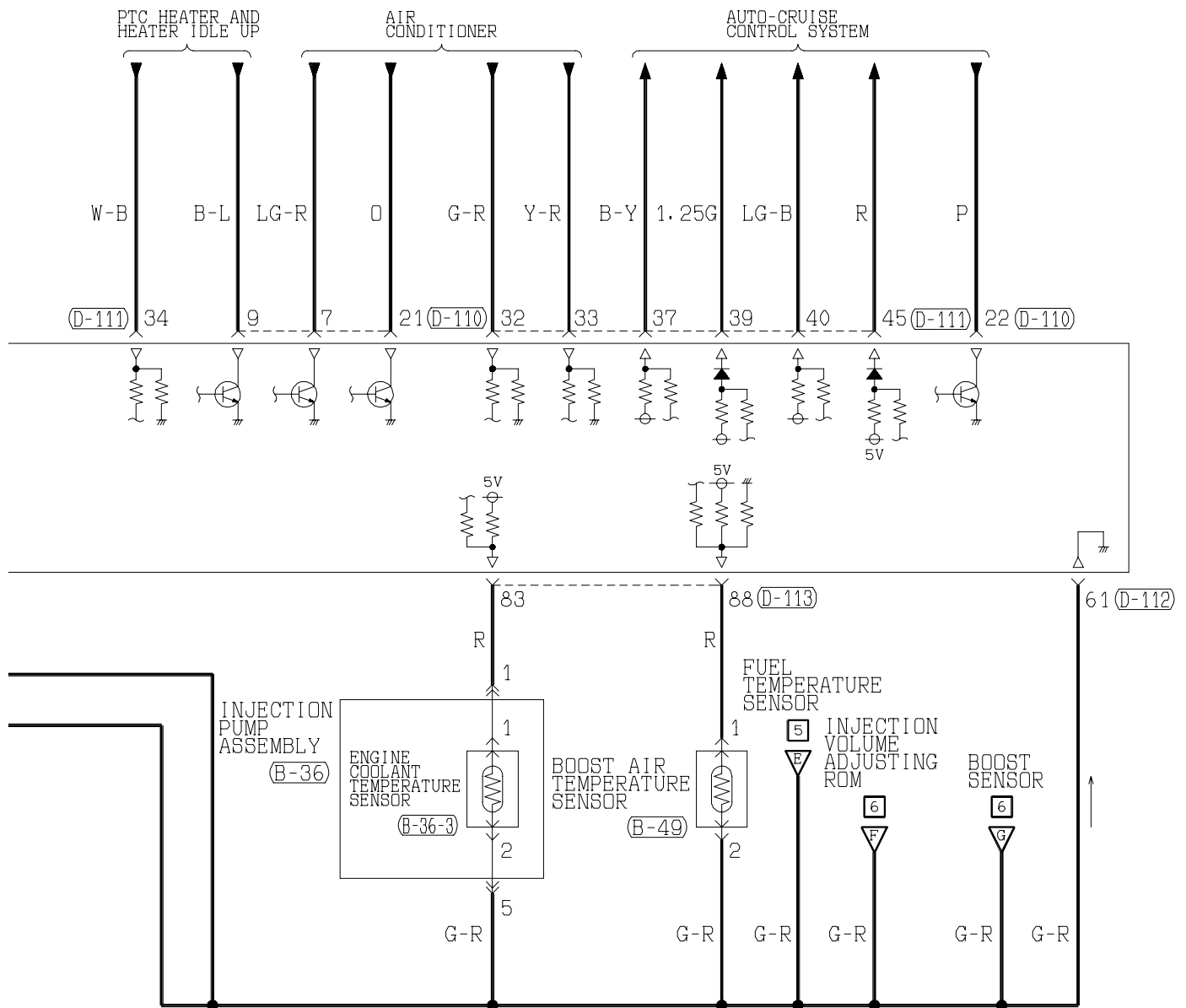
(D-113)
JAE-E
71 72 73 74 75 76 77 78 79 80 81
82 83 84 85 86 87 88 89 90 91 92

ENGINE CONTROL SYSTEM <4M41 (L.H. drive vehicles)> (CONTINUED)

Main
IndexGroup
TOC

7

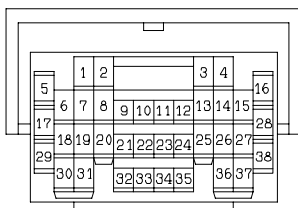




(D-135)
(MU802073)



(E-113)



(E-114)
MU801361



Wire colour
B : Black
BR : Brown
W : White
V : Violet

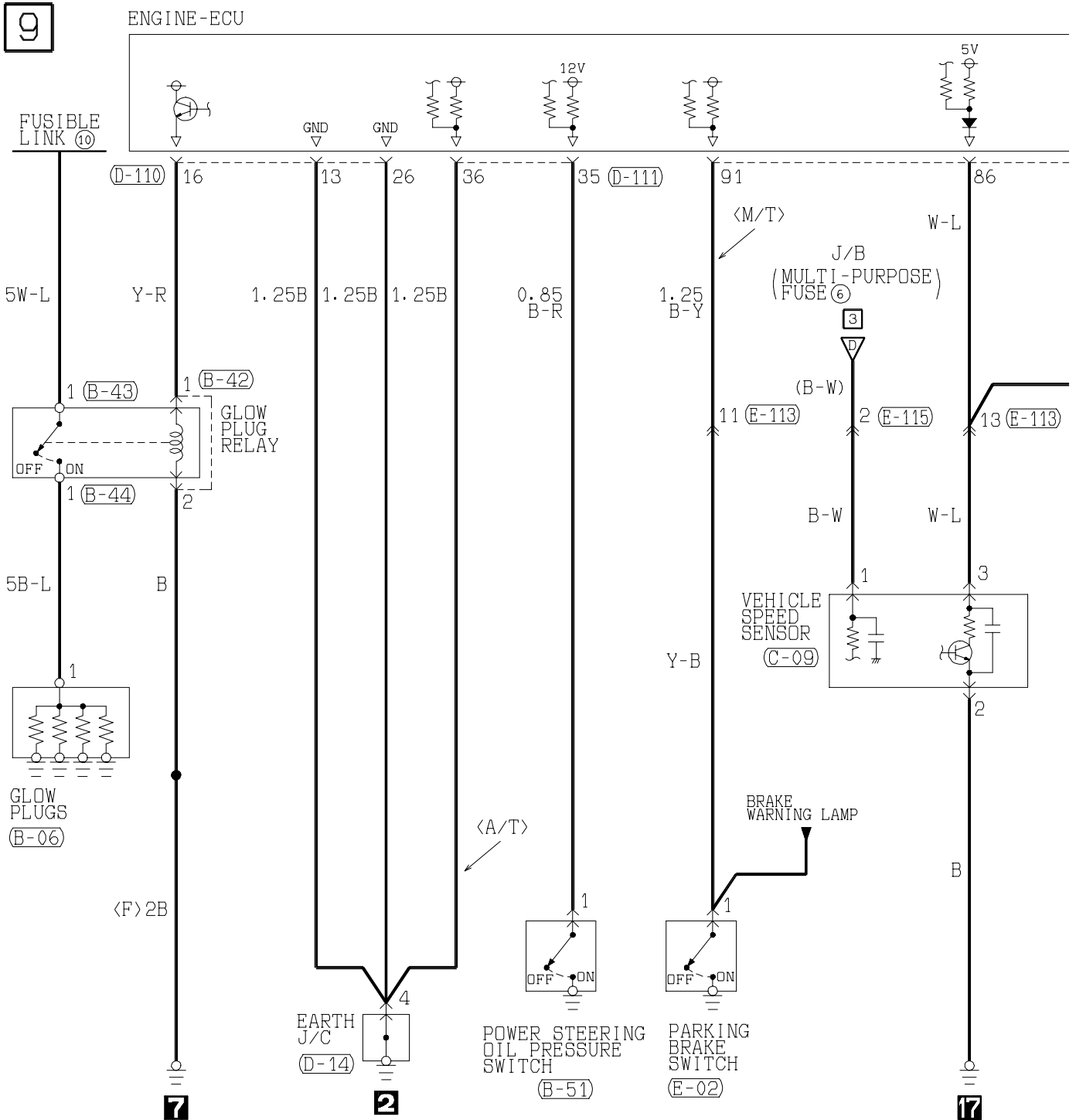
code
LG : Light green
O : Orange
SB : Sky blue

G : Green
GR : Gray
P : Pink

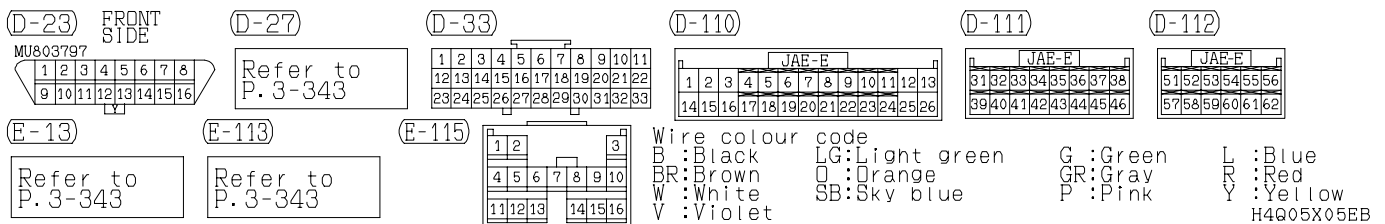
L : Blue
R : Red
Y : Yellow

H4Q05X05DB

ENGINE CONTROL SYSTEM <4M41 (L.H. drive vehicles)> (CONTINUED)

Main
IndexGroup
TOC

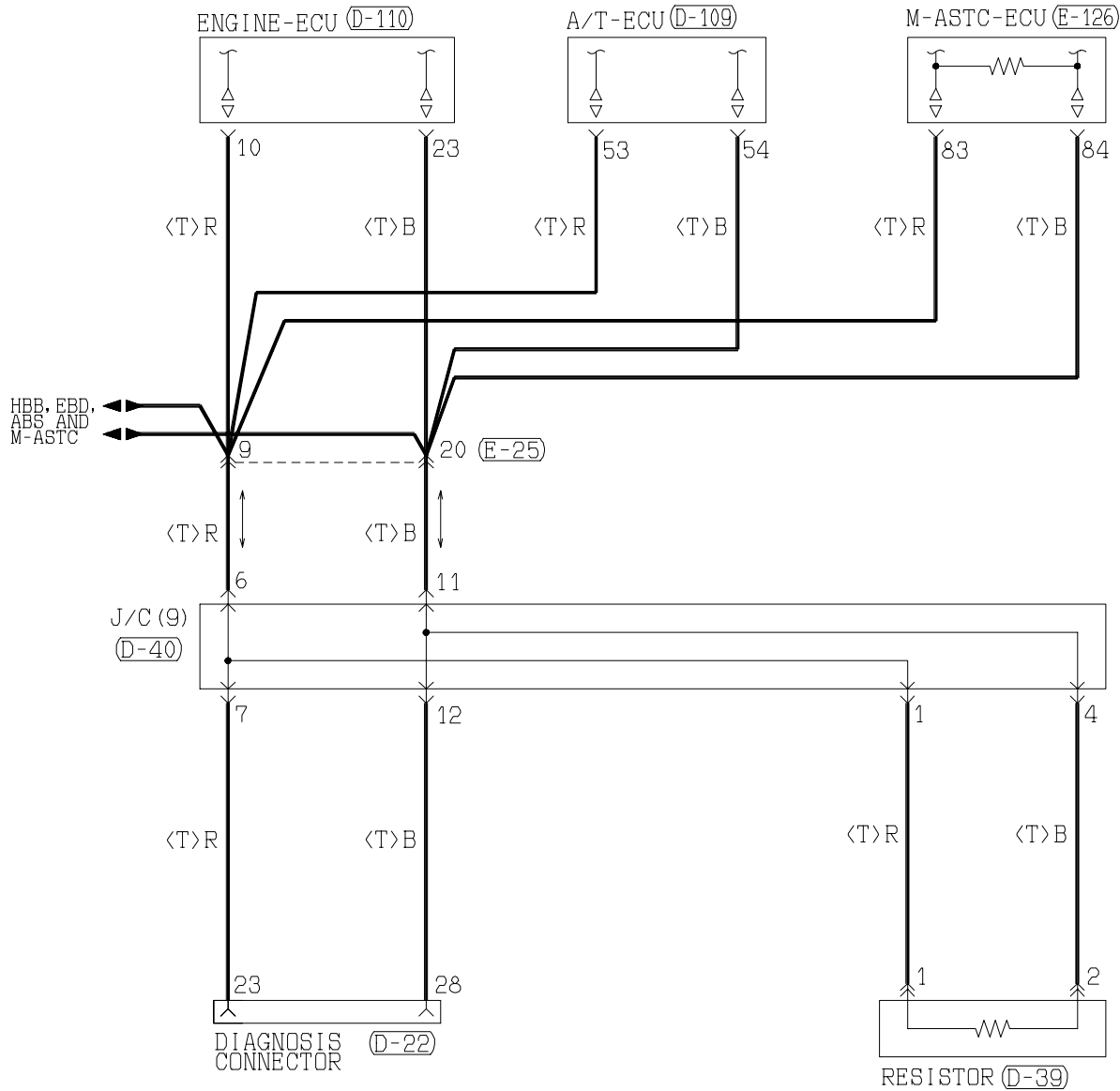
10



ENGINE CONTROL SYSTEM <4M41 (L.H. drive vehicles)> (CONTINUED)

Main
IndexGroup
TOC

11

(D-22)
MU803796FRONT
SIDE

21	22	23	24	25
26	27	28	29	30
31	32	33		

(D-39)

1
2

(D-40) (MU801852)

1	2	3	4	5
6	7	8	9	10
11	12			

(D-109) (MU801823)

51	52	53	54	55	56	57	58	59	60	61
62	63	64	65	66	67	68	69	70	71	72

(D-110)

1	2	3	4	5	6	7	8	9	10	11	12	13
14	15	16	17	18	19	20	21	22	23	24	25	26

(E-25)

1	2	3	4	5	6	7	8	9	10	11
12	13	14	15	16	17	18	19	20	21	22

(E-126)

73	72	73	74	75	76
77	78	79	80	81	82
83	84	85	86	87	

Wire colour code

B : Black

LG : Light green

G : Green

L : Blue

W : White

Y : Yellow

SB : Sky blue

BR : Brown

O : Orange

GR : Gray

R : Red

P : Pink

V : Violet

H4Q05X05FA

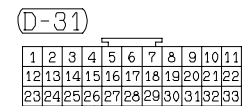
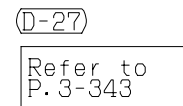
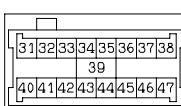
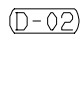
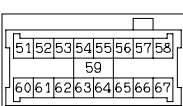
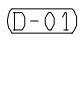
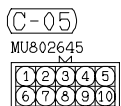
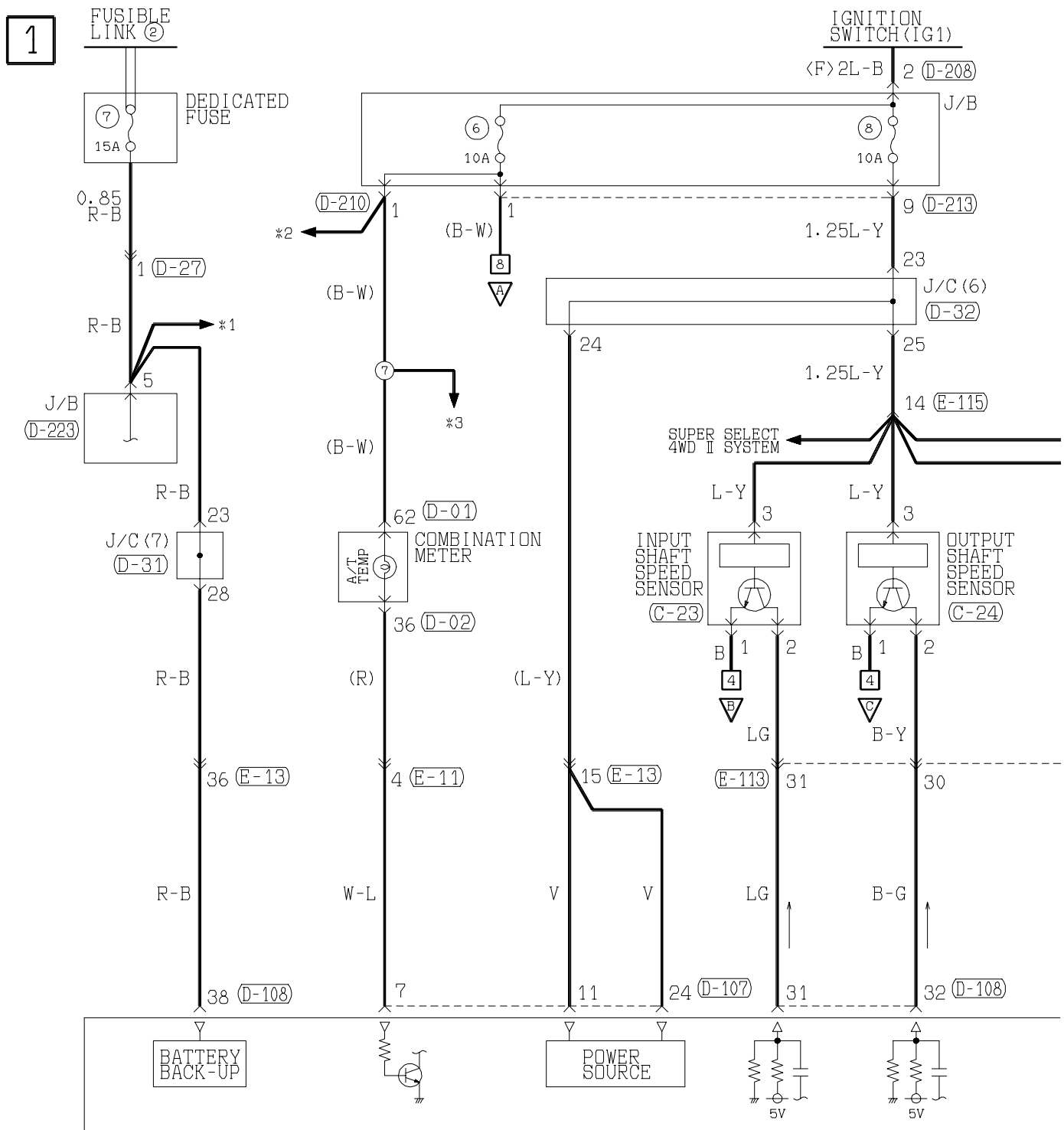
NOTES

[Main
Index](#)

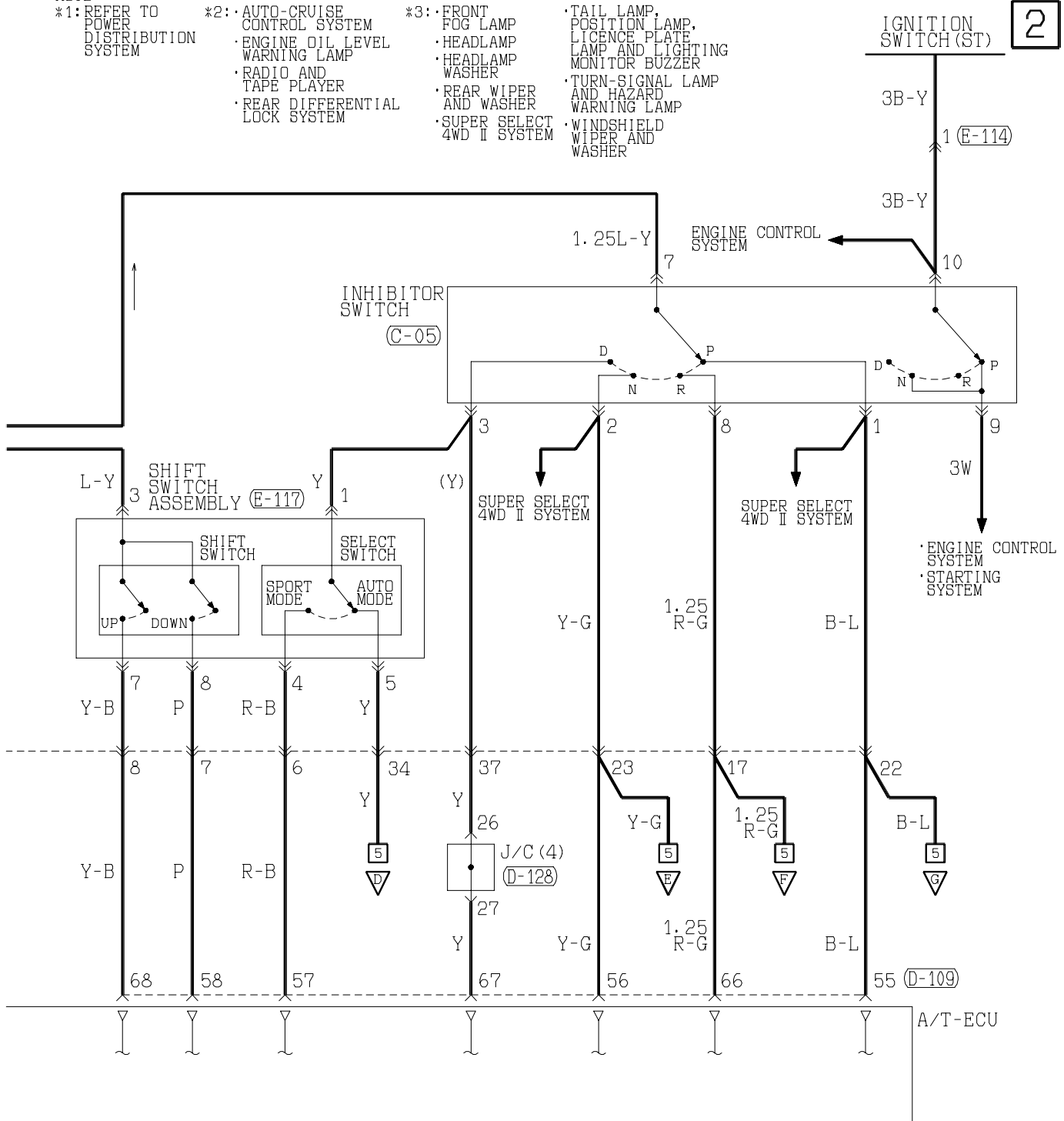
[Group
TOC](#)

INVECS-II 4A/T

4M40 <L.H. drive vehicles with sport mode>



NOTE

*1: REFER TO
POWER
DISTRIBUTION
SYSTEM*2: • AUTO-CRUISE
CONTROL SYSTEM
• ENGINE OIL LEVEL
WARNING LAMP
• RADIO AND
TAPE PLAYER
• REAR DIFFERENTIAL
LOCK SYSTEM*3: • FRONT
FOG LAMP
• HEADLAMP
• HEADLAMP
WASHER
• REAR WIPER
AND WASHER
• SUPER SELECT
4WD II SYSTEM• TAIL LAMP,
POSITION LAMP,
LICENCE PLATE
LAMP AND LIGHTING
MONITOR BUZZER
• TURN-SIGNAL LAMP
AND HAZARD
WARNING LAMP
• WINDSHIELD
WIPER AND
WASHER

(D-32)

1	2	3	4	5	6	7	8	9	10	11
12	13	14	15	16	17	18	19	20	21	22
23	24	25	26	27	28	29	30	31	32	33

(D-107) (MU801824)

1	2	3	4	5	6	7	8	9	10	11	12	13
14	15	16	17	18	19	20	21	22	23	24	25	26

(D-108) (MU801822)

31	32	33	34	35	36	37	38
39	40	41	42	43	44	45	46

(D-109) (MU801823)

51	52	53	54	55	56	57	58	59	60	61
62	63	64	65	66	67	68	69	70	71	72

(D-128)

1	2	3	4	5	6	7	8	9	10	11
12	13	14	15	16	17	18	19	20	21	22
23	24	25	26	27	28	29	30	31	32	33

(E-113)

Refer to
P.3-343

(E-114)

MU801361

(E-115)

1	2	3
4	5	6
7	8	9
10	11	12
13	14	15
16	17	18

(E-117)

MU801449

1	2	3
4	5	6
7	8	9

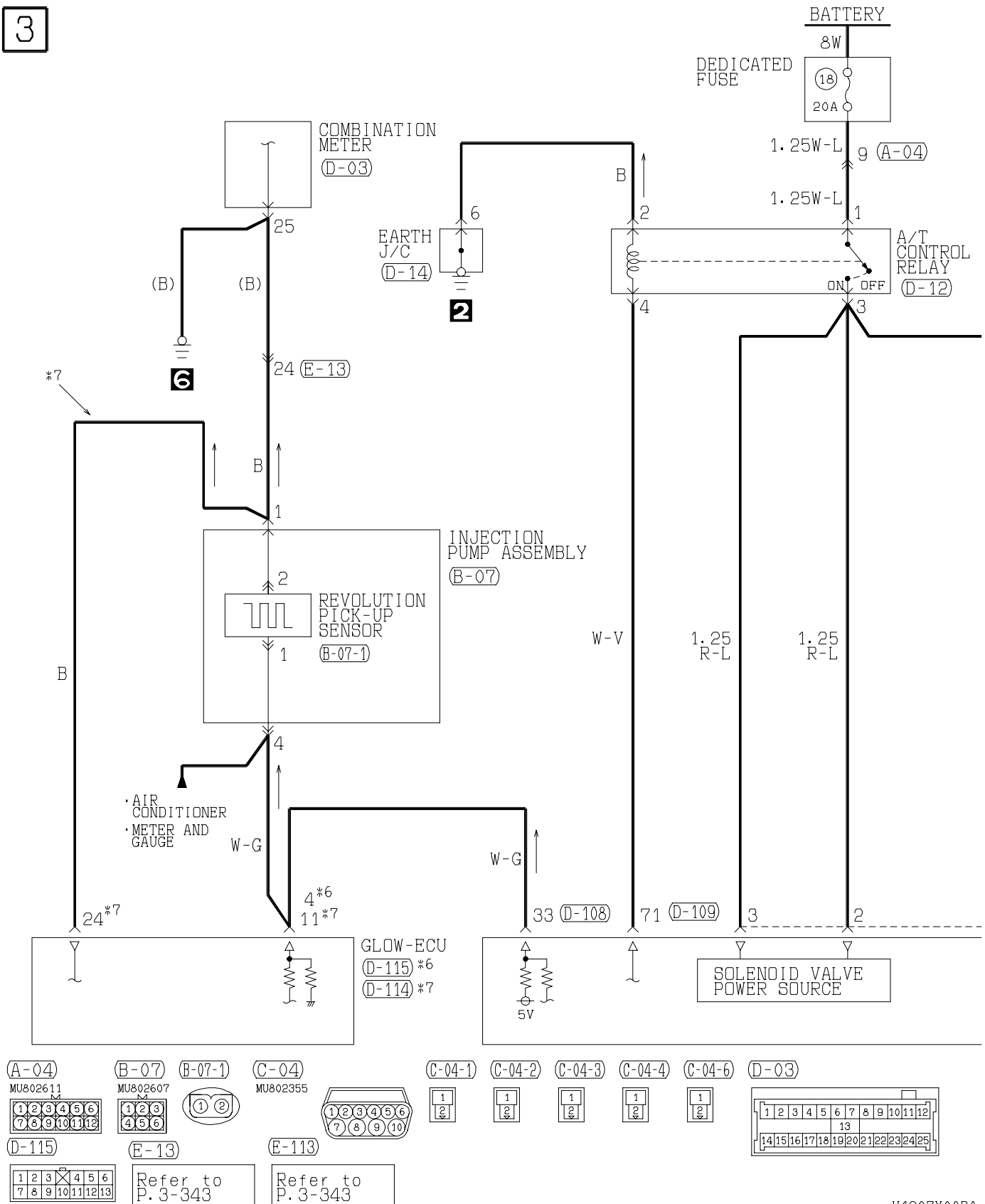
Wire colour code
B : Black
BR : Brown
W : White
V : VioletLG : Light green
O : Orange
SB : Sky blueG : Green
GR : Gray
P : PinkL : Blue
R : Red
Y : Yellow

H4Q07X00AB

INVECS-II 4A/T <4M40 (L.H. drive vehicles with sport mode)> (CONTINUED)

Main
IndexGroup
TOC

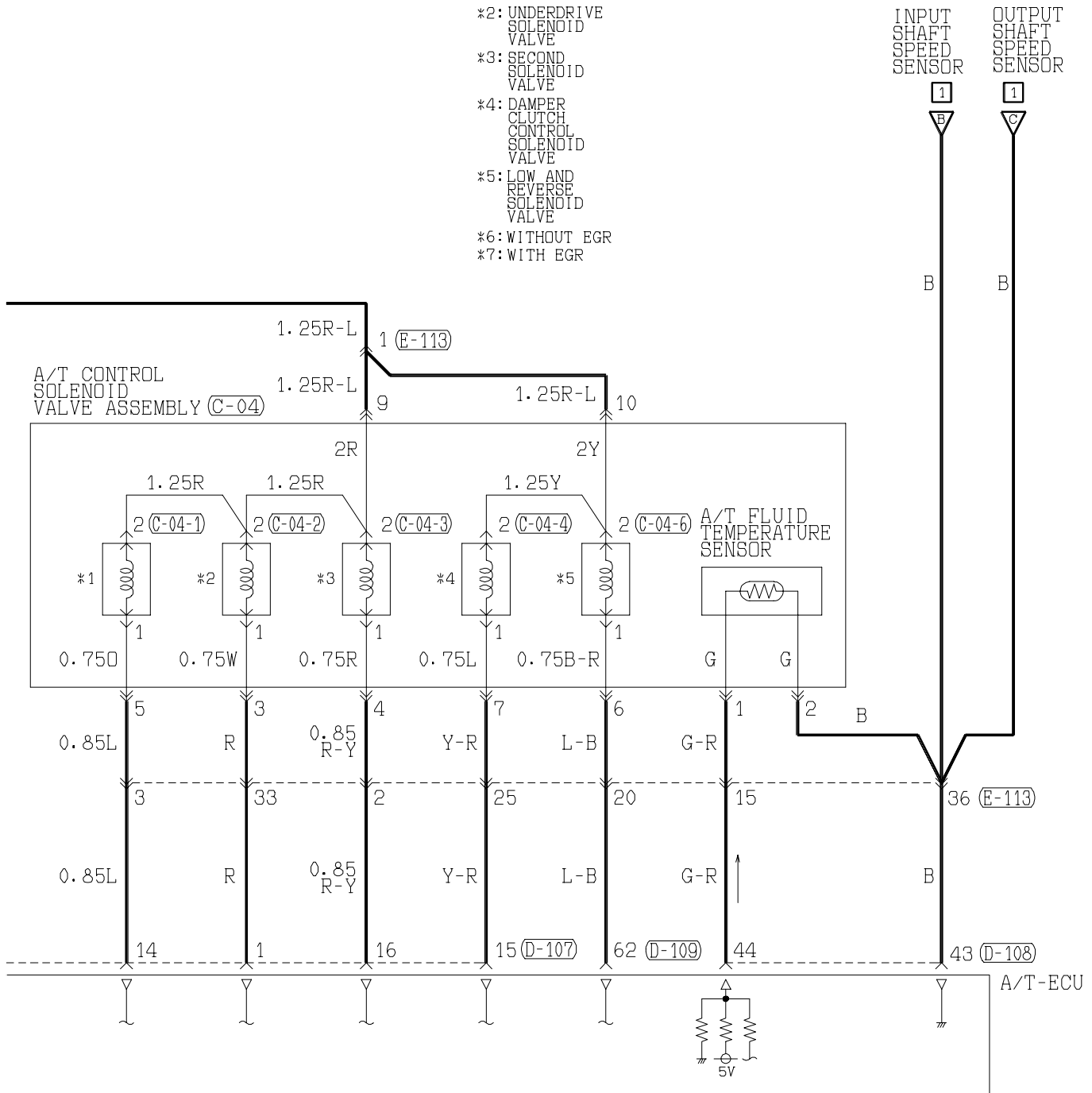
3



4

NOTE

- *1: OVERDRIVE
SOLENOID
VALVE
- *2: UNDERDRIVE
SOLENOID
VALVE
- *3: SECOND
SOLENOID
VALVE
- *4: DAMPER
CLUTCH
CONTROL
SOLENOID
VALVE
- *5: LOW AND
REVERSE
SOLENOID
VALVE
- *6: WITHOUT EGR
- *7: WITH EGR



(D-12)

1	2
3	4

(D-14) MU801335

1	2	3	4
5	6	7	8
9	10		

(D-107) (MU801824)

1	2	3	4	5	6	7	8	9	10	11	12	13
14	15	16	17	18	19	20	21	22	23	24	25	26

(D-108) (MU801822)

31	32	33	34	35	36	37	38
39	40	41	42	43	44	45	46

(D-109) (MU801823)

51	52	53	54	55	56	57	58	59	60	61
62	63	64	65	66	67	68	69	70	71	72

(D-114) JAE-E

1	2	3	4	5	6	7	8	9	10	11	12	13
14	15	16	17	18	19	20	21	22	23	24	25	26

Wire colour code

B:Black LG:Light green

G:Green

L:Blue

W:White

Y:Yellow

SB:Sky blue

BR:Brown O:Orange

GR:Gray

R:Red

P:Pink

V:Violet

H4Q07X00BB

5
DEDICATED FUSE

FRONT-ECU (TAIL LAMP) RELAY

TAIL LAMP, POSITION LAMP, LICENCE PLATE LAMP AND LIGHTING MONITOR BUZZER

REFER TO POWER DISTRIBUTION SYSTEM

J/C (6) (D-32)

(G-W)

16 (E-115)

G-W

4

A/T SELECTOR LEVER POSITION ILLUMINATION LAMP (E-03)

(B)

15

(B-Y)

25

J/C (8) (D-30)

23

(B-Y)

15

(B-Y)

RHEOSTAT

INHIBITOR SWITCH

2 (G) B-L

2 (F) 1.25R-G

2 (E) Y-G

2 (D) Y

14 (E-11)

27 (E-13)

12

13

(B-L)

(R-G)

(Y)

(Y-L)

(O)

J/C (5) (D-33)

12

13

(R-G)

(Y-G)

1

2

3

4

P

R

N

D

COMBINATION METER

57 (D-01)

(B)

22

0.85B

<F> 2B

SHIFT SWITCH ASSEMBLY

2

18

5

7

10

Y-L

O

(Y-L)

(O)

4

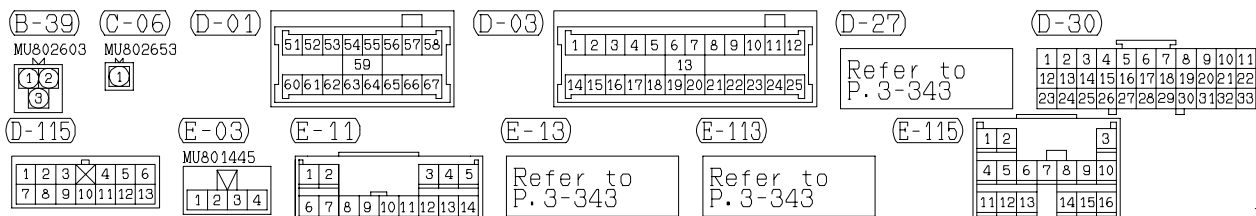
3

(D-03)

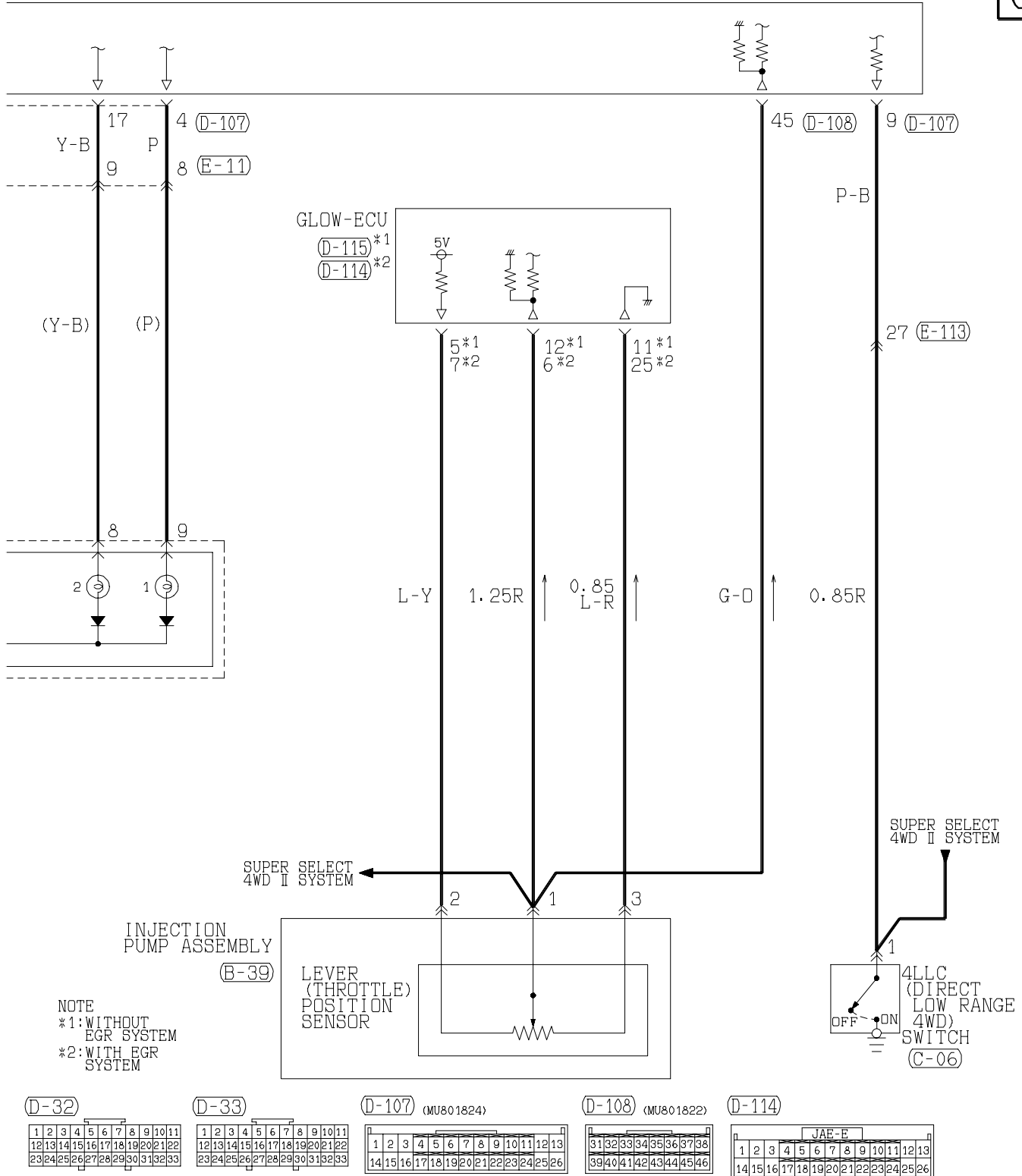
15

(B-Y)

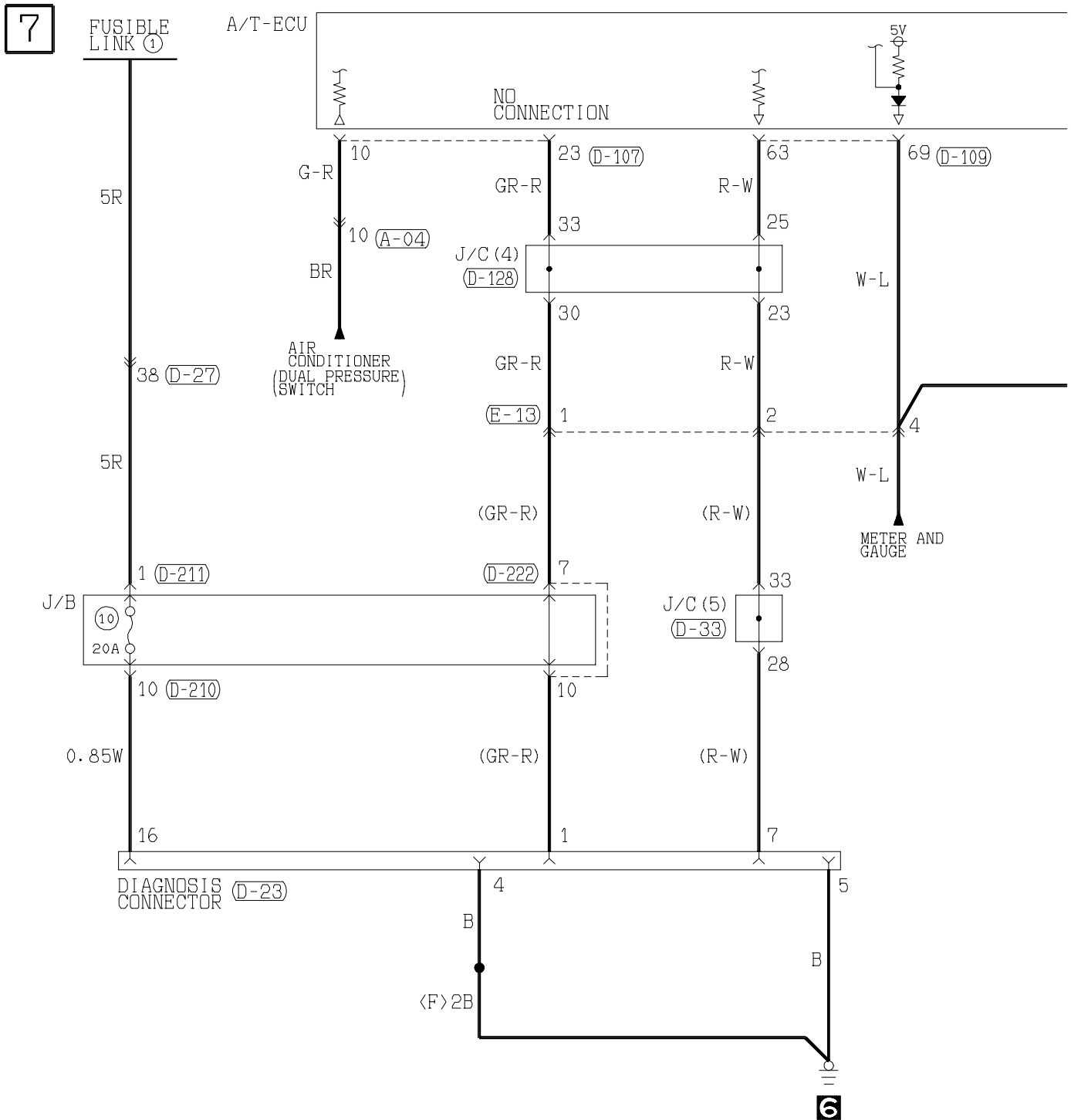
6



6

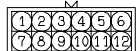


INVECS-II 4A/T <4M40 (L.H. drive vehicles with sport mode)> (CONTINUED)

Main
IndexGroup
TOC

(A-04)

MU802611



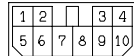
(C-09)

(MU802723)



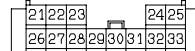
(D-14)

MU801335



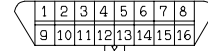
(D-22) FRONT SIDE

MU803796



(D-23) FRONT SIDE

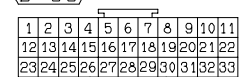
MU803797



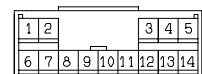
(D-27)

Refer to P. 3-343

(D-33)



(E-11)



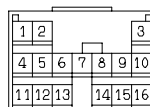
(E-13)

Refer to P. 3-343

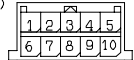
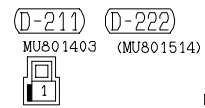
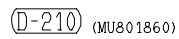
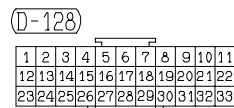
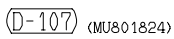
(E-113)

Refer to P. 3-343

(E-115)



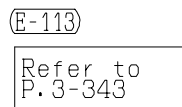
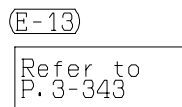
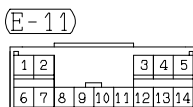
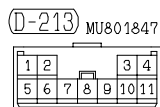
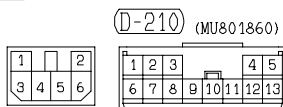
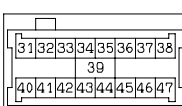
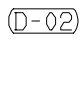
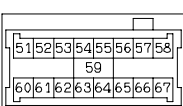
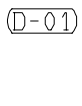
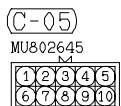
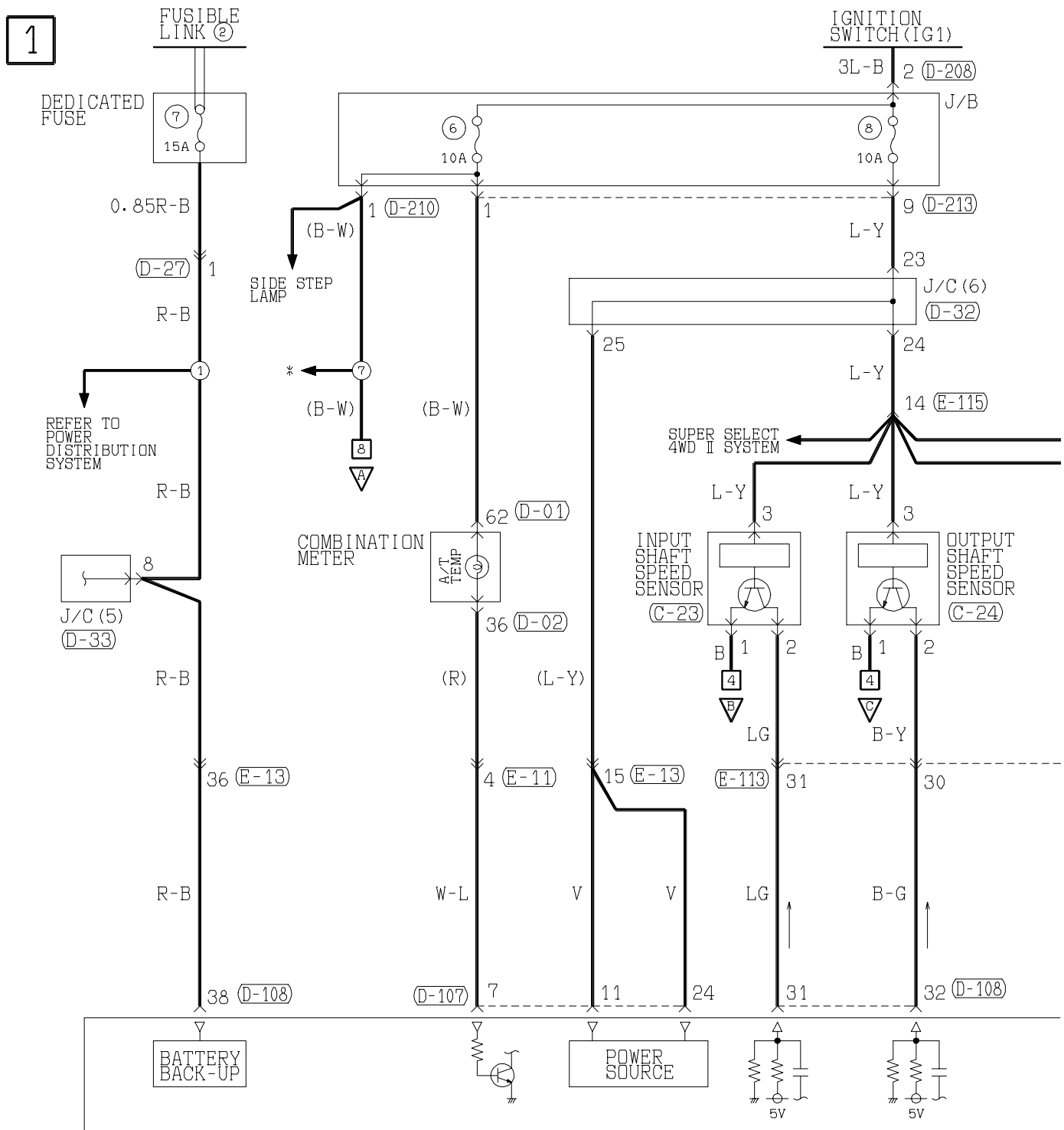
8



H4Q07X00DB

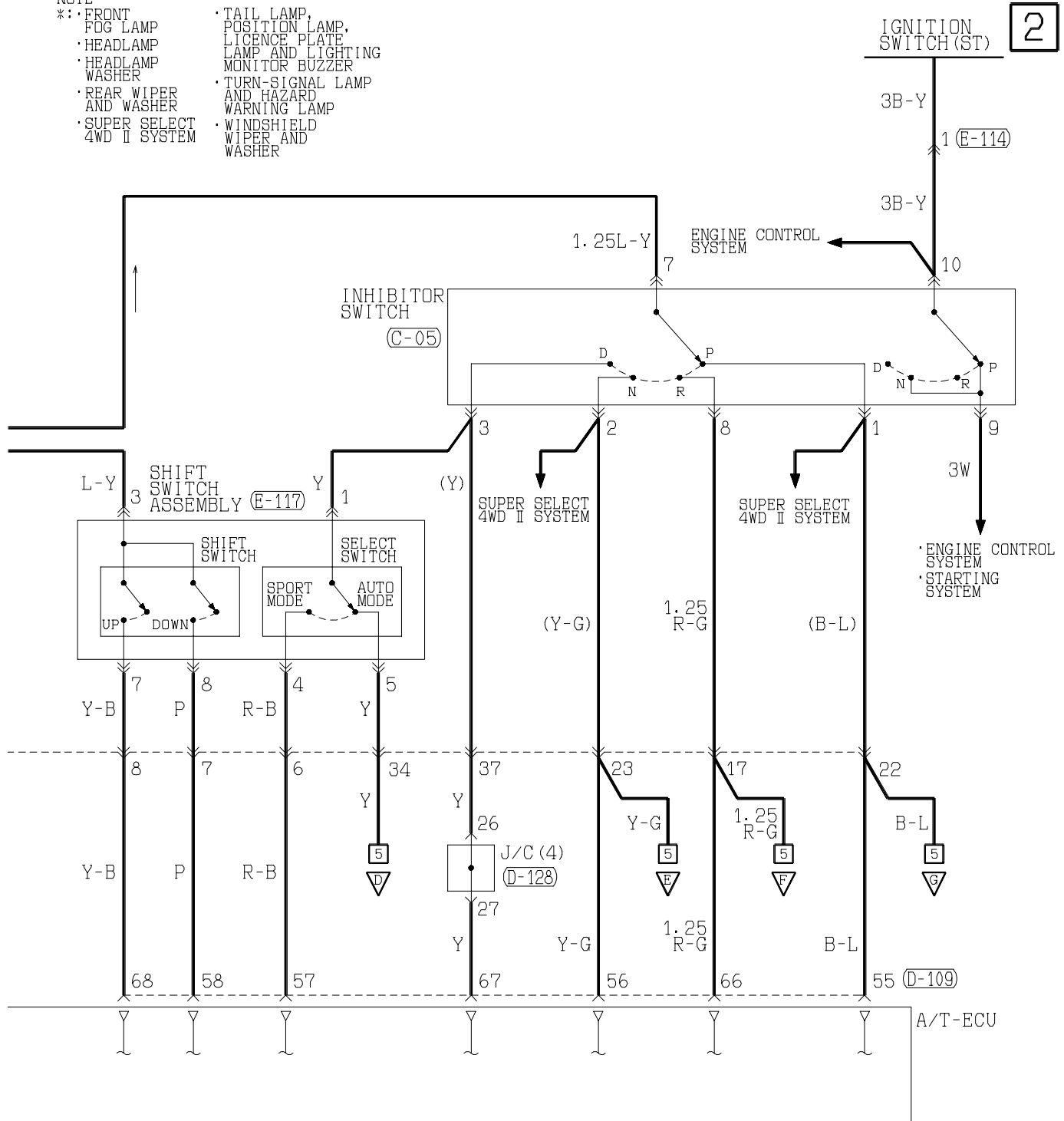
INVECS-II 4A/T

4M40 <R.H. drive vehicles with sport mode>

Main
IndexGroup
TOC

NOTE

- *: FRONT
 FOG LAMP
 HEADLAMP
 HEADLAMP
 WASHER
 REAR WIPER
 AND WASHER
 SUPER SELECT
 4WD II SYSTEM
- TAIL LAMP,
 POSITION LAMP,
 LICENCE PLATE
 LAMP AND LIGHTING
 MONITOR BUZZER
 TURN-SIGNAL LAMP
 AND HAZARD
 WARNING LAMP
 WINDSHIELD
 WIPER AND
 WASHER



(D-33)

1	2	3	4	5	6	7	8	9	10	11
12	13	14	15	16	17	18	19	20	21	22
23	24	25	26	27	28	29	30	31	32	33

(D-107)

(MU801824)

1	2	3	4	5	6	7	8	9	10	11	12	13
14	15	16	17	18	19	20	21	22	23	24	25	26

(D-108)

(MU801822)

31	32	33	34	35	36	37	38
39	40	41	42	43	44	45	46

(D-109)

(MU801823)

51	52	53	54	55	56	57	58	59	60	61
62	63	64	65	66	67	68	69	70	71	72

(D-128)

1	2	3	4	5	6	7	8	9	10	11
12	13	14	15	16	17	18	19	20	21	22
23	24	25	26	27	28	29	30	31	32	33

(E-114)

MU801361



(E-115)

1	2	3
4	5	6
7	8	9
10	11	12
13	14	15
16	17	18

(E-117)

MU801449

1	2	3
4	5	6
7	8	9

Wire colour code

B : Black

BR : Brown

W : White

V : Violet

LG : Light green

O : Orange

SB : Sky blue

G : Green

GR : Gray

P : Pink

L : Blue

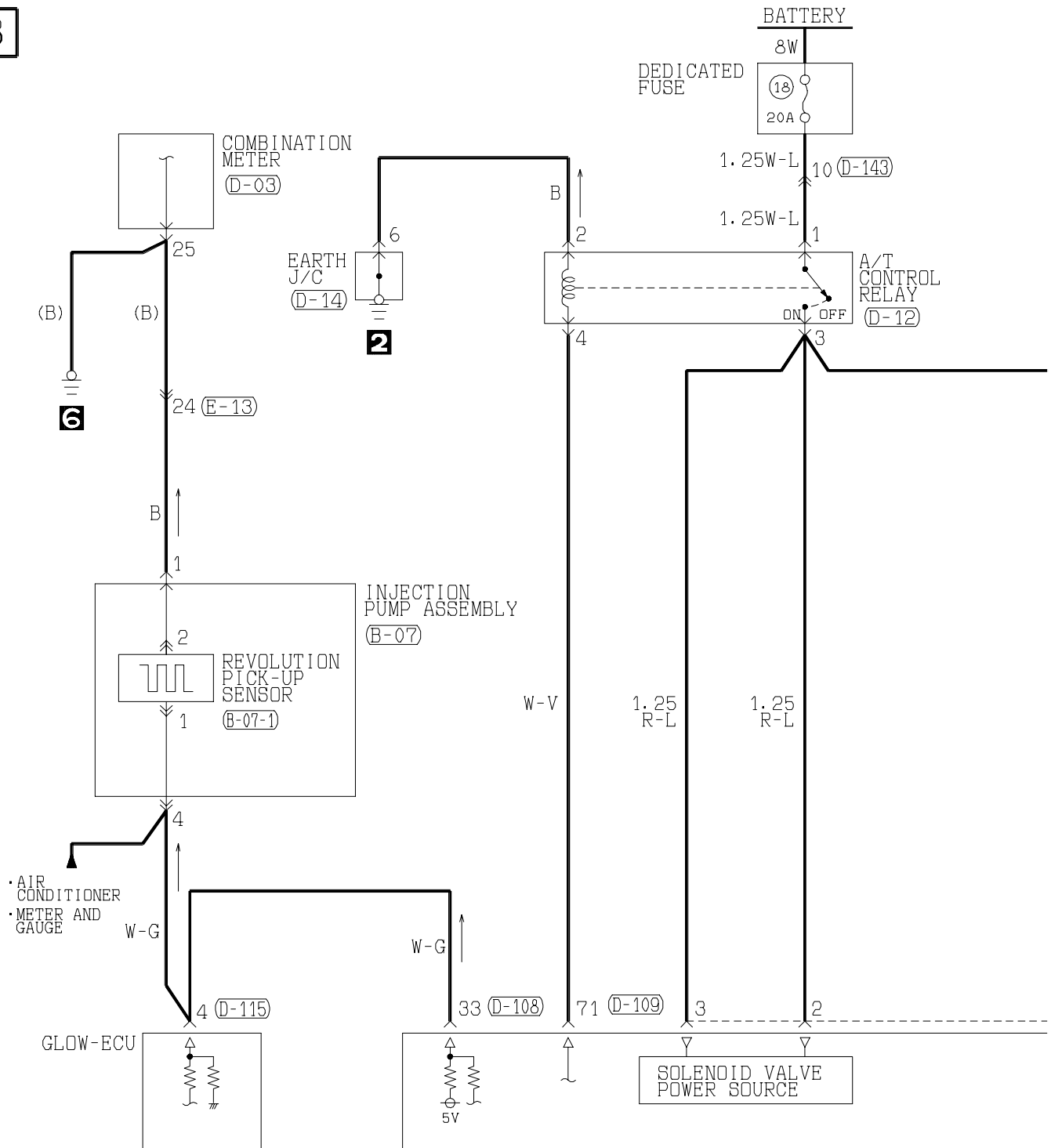
R : Red

Y : Yellow

INVECS-II 4A/T <4M40 (R.H. drive vehicles with sport mode)> (CONTINUED)

Main
IndexGroup
TOC

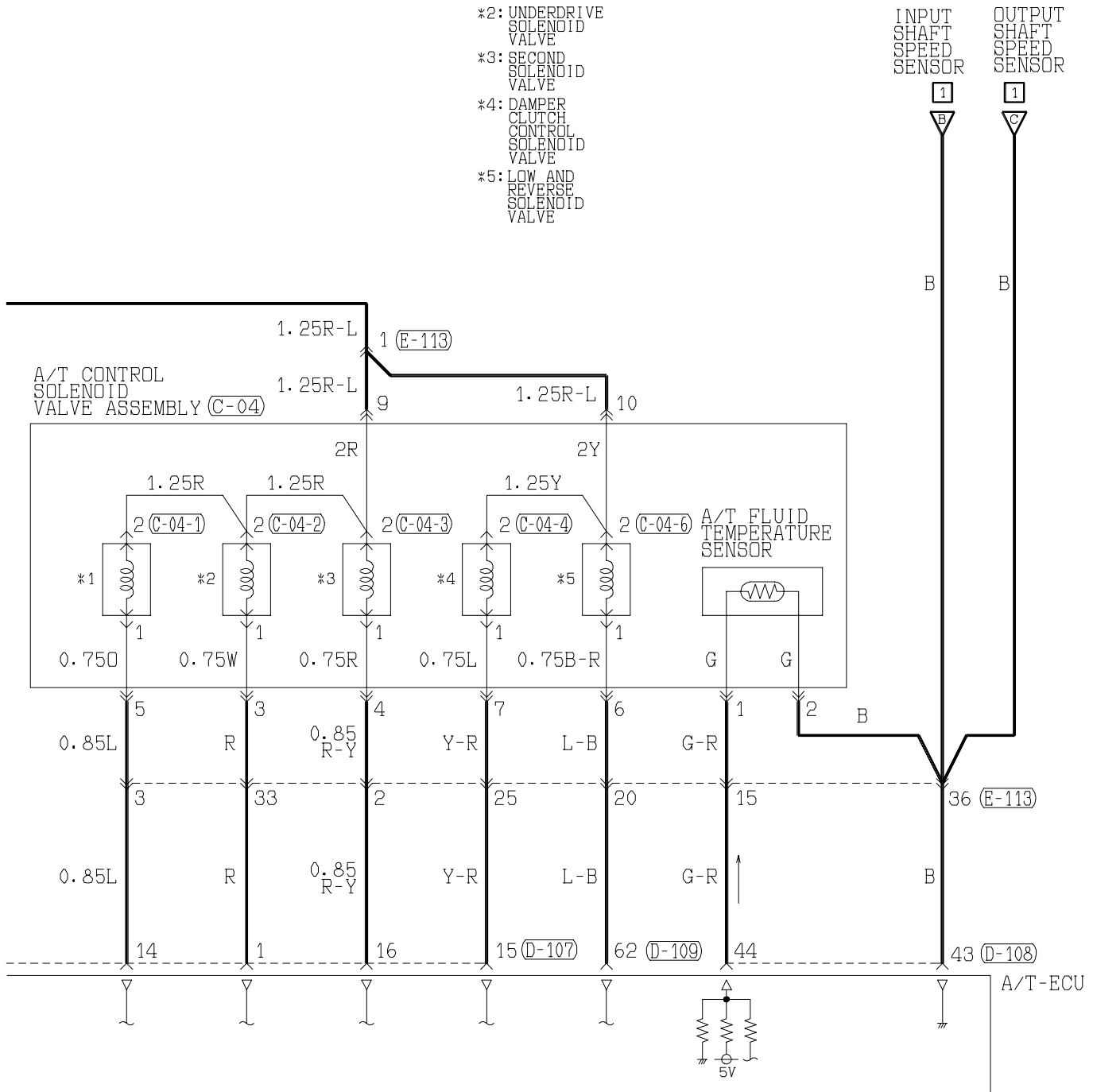
3



4

NOTE

- *1: OVERDRIVE
SOLENOID
VALVE
- *2: UNDERDRIVE
SOLENOID
VALVE
- *3: SECOND
SOLENOID
VALVE
- *4: DAMPER
CLUTCH
CONTROL
SOLENOID
VALVE
- *5: LOW AND
REVERSE
SOLENOID
VALVE

(D-14)
MU801335

1	2		3	4
5	6	7	8	9
10				

(D-107) (MU801824)

1	2	3	4	5	6	7	8	9	10	11	12	13
14	15	16	17	18	19	20	21	22	23	24	25	26

(D-108) (MU801822)

31	32	33	34	35	36	37	38
39	40	41	42	43	44	45	46

(D-109) (MU801823)

51	52	53	54	55	56	57	58	59	60	61
62	63	64	65	66	67	68	69	70	71	72

(D-115)

1	2	3	4	5	6
7	8	9	10	11	12
13					

(D-143) MU801855

1	2		3	4	5
6	7	8	9	10	11
12	13				

Wire colour code

B:Black LG:Light green

G:Green

L:Blue

W:White

Y:Yellow

SB:Sky blue

BR:Brown

O:Orange

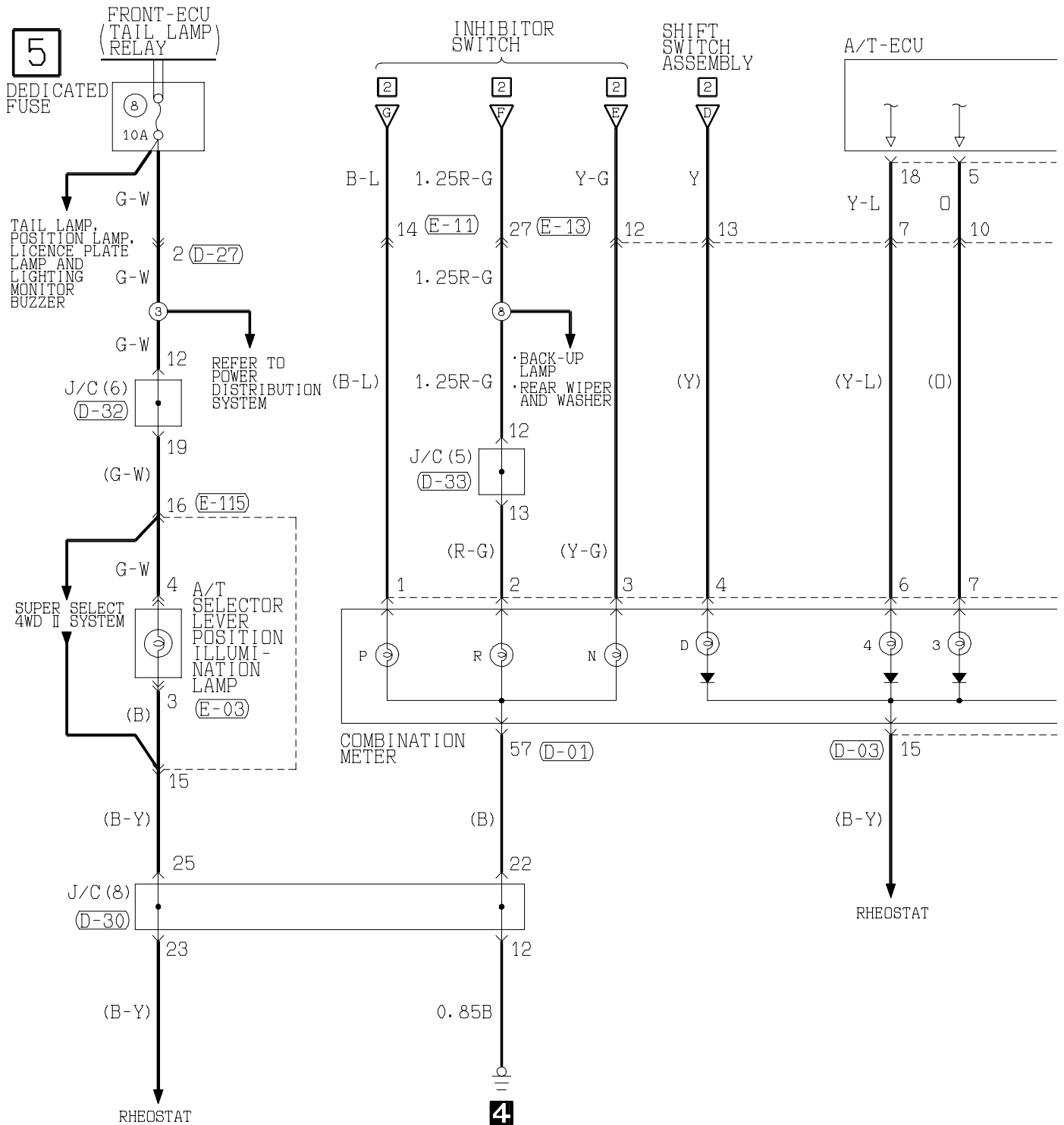
GR:Gray

R:Red

P:Pink

V:Violet

INVECS-II 4A/T <4M40 (R.H. drive vehicles with sport mode)> (CONTINUED)

Main
IndexGroup
TOC

(B-39)

MU802603



(E-11)

(C-06)

MU802653



(E-13)

(D-01)



(E-113)

Refer to
P. 3-343

(D-03)



(E-115)

Refer to
P. 3-343

(D-27)



(E-115)

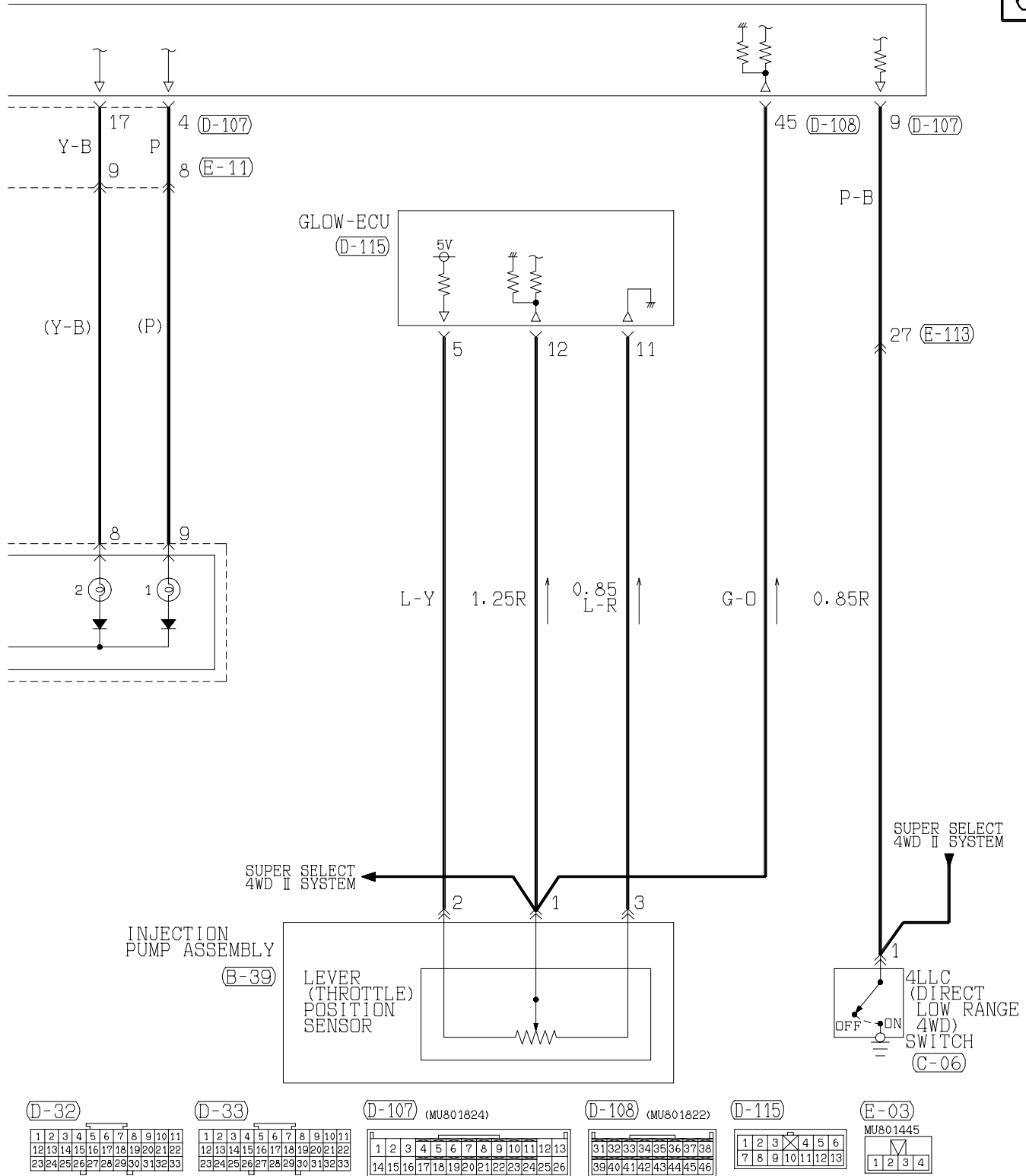
Refer to
P. 3-343

(D-30)



(E-115)

6

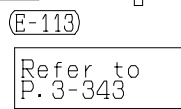
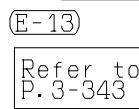
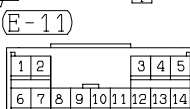
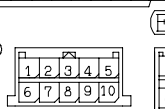
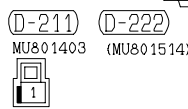
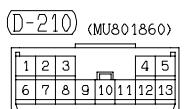
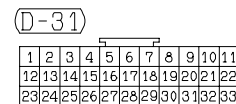
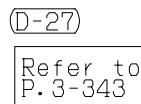
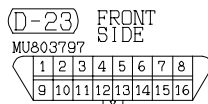
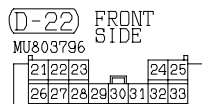
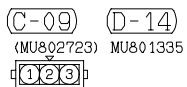
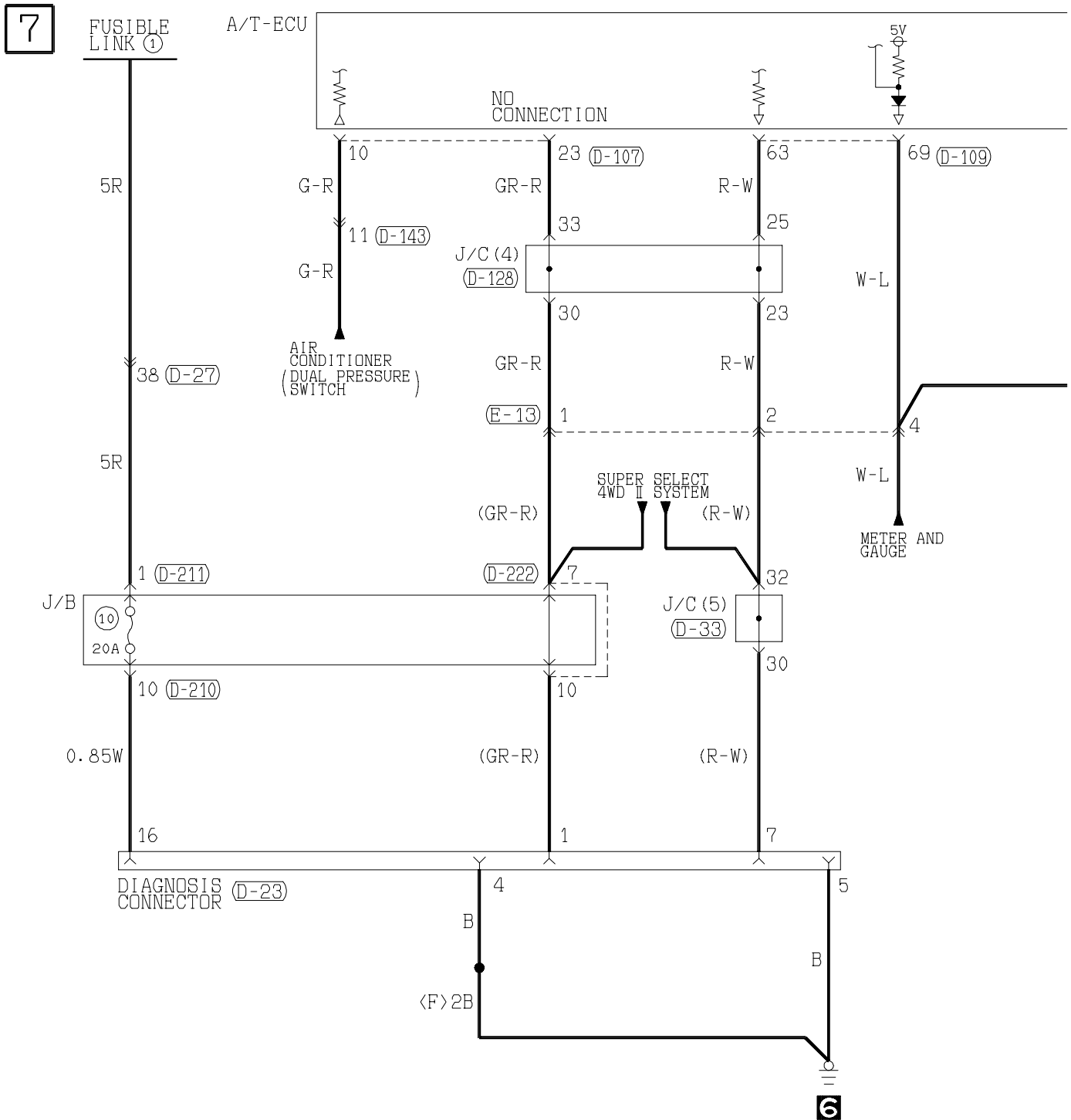


Wire colour code

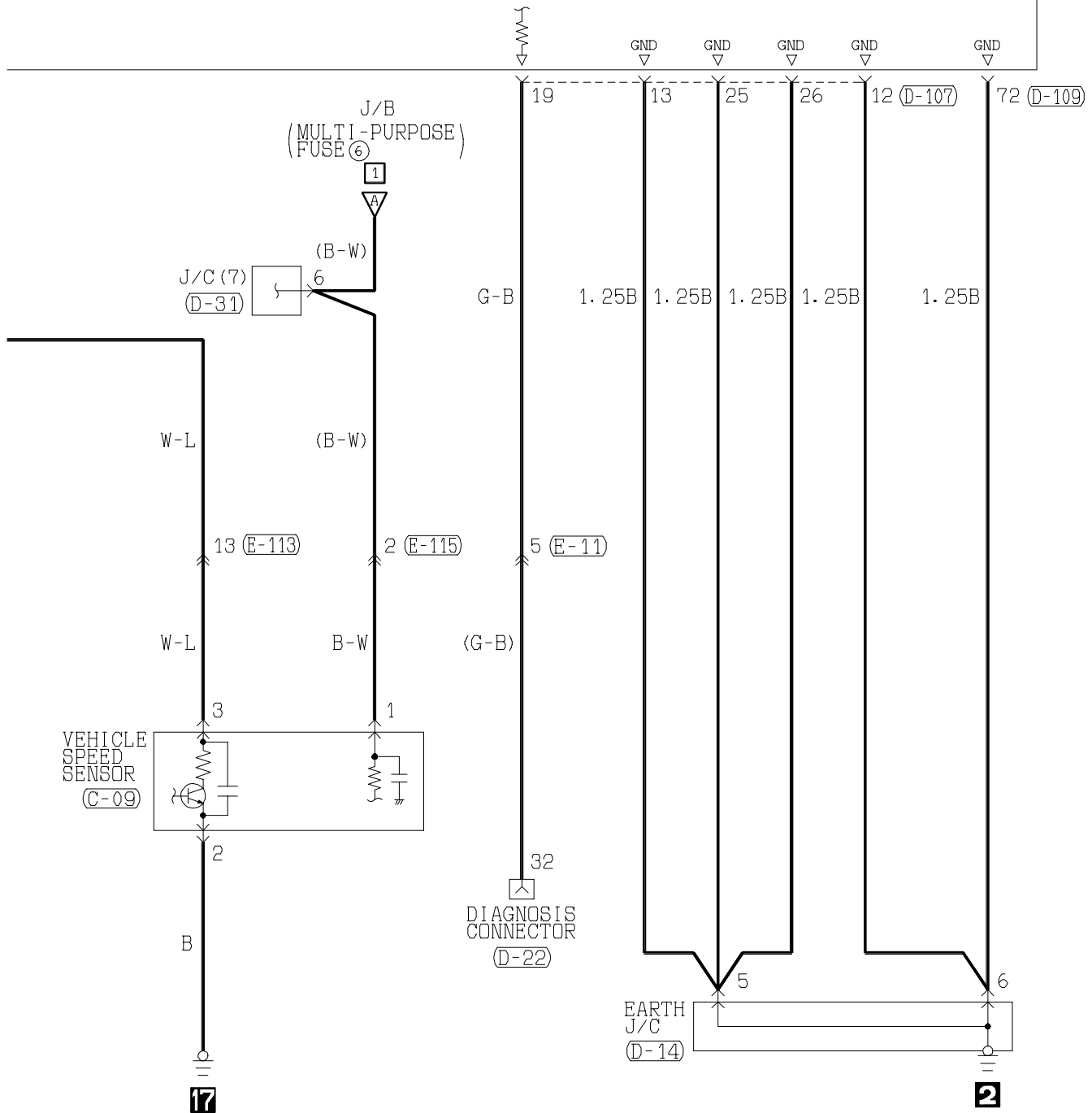
B : Black LG : Light green
BR : Brown O : OrangeG : Green
GR : GrayL : Blue
R : RedW : White
P : PinkY : Yellow
V : Violet

SB : Sky blue

INVECS-II 4A/T <4M40 (R.H. drive vehicles with sport mode)> (CONTINUED)

Main
IndexGroup
TOC

8



(D-33)

1	2	3	4	5	6	7	8	9	10	11
12	13	14	15	16	17	18	19	20	21	22
23	24	25	26	27	28	29	30	31	32	33

(D-107) (MU801824)

1	2	3	4	5	6	7	8	9	10	11	12	13
14	15	16	17	18	19	20	21	22	23	24	25	26

(D-109) (MU801823)

51	52	53	54	55	56	57	58	59	60	61
62	63	64	65	66	67	68	69	70	71	72

(D-128)

1	2	3	4	5	6	7	8	9	10	11
12	13	14	15	16	17	18	19	20	21	22
23	24	25	26	27	28	29	30	31	32	33

(D-143) MU801855

1	2	3	4	5
6	7	8	9	10
11	12	13	14	15

(E-115)

1	2	3
4	5	6
7	8	9
10	11	12
13	14	15
16	17	18

Wire colour code

B : Black LG: Light green

BR: Brown O : Orange

G : Green GR: Gray

L : Blue R : Red

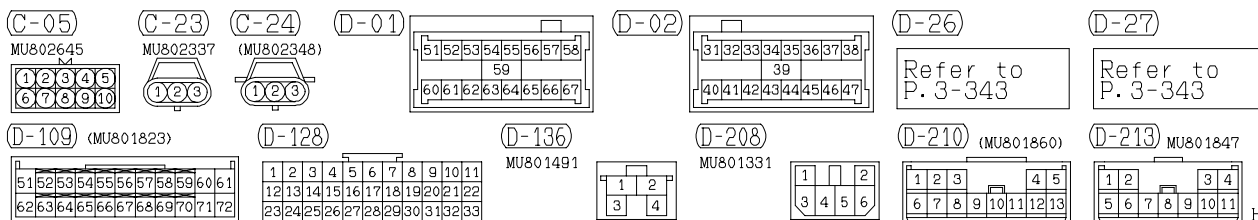
W : White P : Pink

Y : Yellow V : Violet

SB: Sky blue

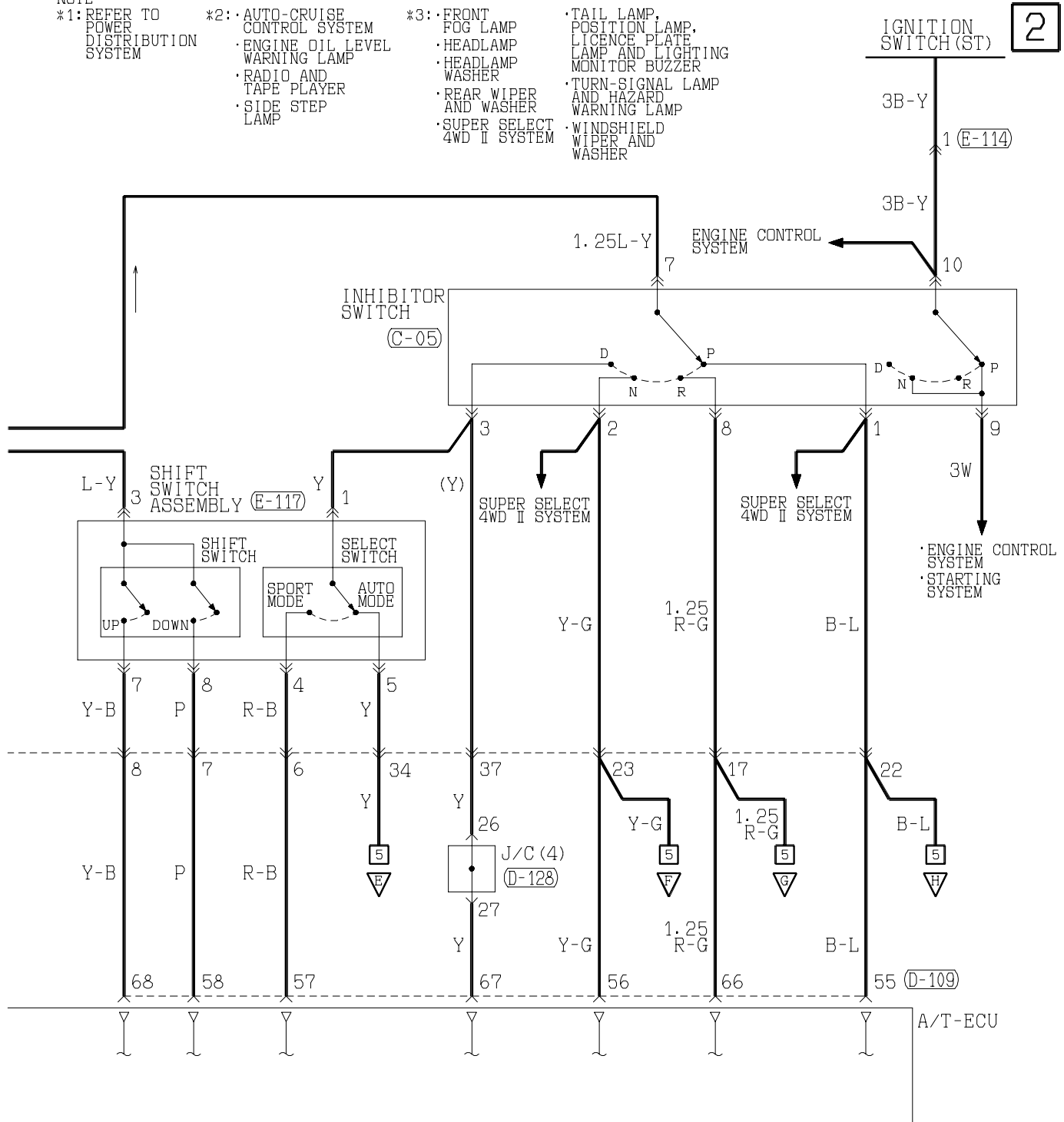
H4Q07X01DB

4M41 <L.H. drive vehicles>



H4Q07X02AA

NOTE

*1: REFER TO
POWER
DISTRIBUTION
SYSTEM*2: • AUTO-CRUISE
CONTROL SYSTEM
• ENGINE OIL LEVEL
WARNING LAMP
• RADIO AND
TAPE PLAYER
• SIDE STEP
LAMP*3: • FRONT
FOG LAMP
• HEADLAMP
• HEADLAMP
WASHER
• REAR WIPER
AND WASHER
• SUPER SELECT
4WD II SYSTEM• TAIL LAMP,
POSITION LAMP,
LICENCE PLATE
LAMP AND LIGHTING
MONITOR BUZZER
• TURN-SIGNAL LAMP
AND HAZARD
WARNING LAMP
• WINDSHIELD
WIPER AND
WASHER

(D-31)

1	2	3	4	5	6	7	8	9	10	11
12	13	14	15	16	17	18	19	20	21	22
23	24	25	26	27	28	29	30	31	32	33

(D-32)

1	2	3	4	5	6	7	8	9	10	11
12	13	14	15	16	17	18	19	20	21	22
23	24	25	26	27	28	29	30	31	32	33

(D-33)

1	2	3	4	5	6	7	8	9	10	11
12	13	14	15	16	17	18	19	20	21	22
23	24	25	26	27	28	29	30	31	32	33

(D-107)

(MU801824)

1	2	3	4	5	6	7	8	9	10	11	12	13
14	15	16	17	18	19	20	21	22	23	24	25	26

(D-108)

(MU801822)

1	2	3	4	5	6	7	8	9	10	11	12	13	14	15	16
17	18	19	20	21	22	23	24	25	26	27	28	29	30	31	32

(D-223)

(MU801866)

1	2	3	4	5	6	7	8
9	10	11	12	13	14	15	16

(E-11)

1	2	3	4	5	6	7	8	9	10	11	12	13	14
---	---	---	---	---	---	---	---	---	----	----	----	----	----

(E-13)

Refer to
P. 3-343

(E-113)

Refer to
P. 3-343

(E-114)

(MU801361)

1

(E-115)

1	2	3	4	5	6	7	8	9	10
11	12	13	14	15	16	17	18	19	20

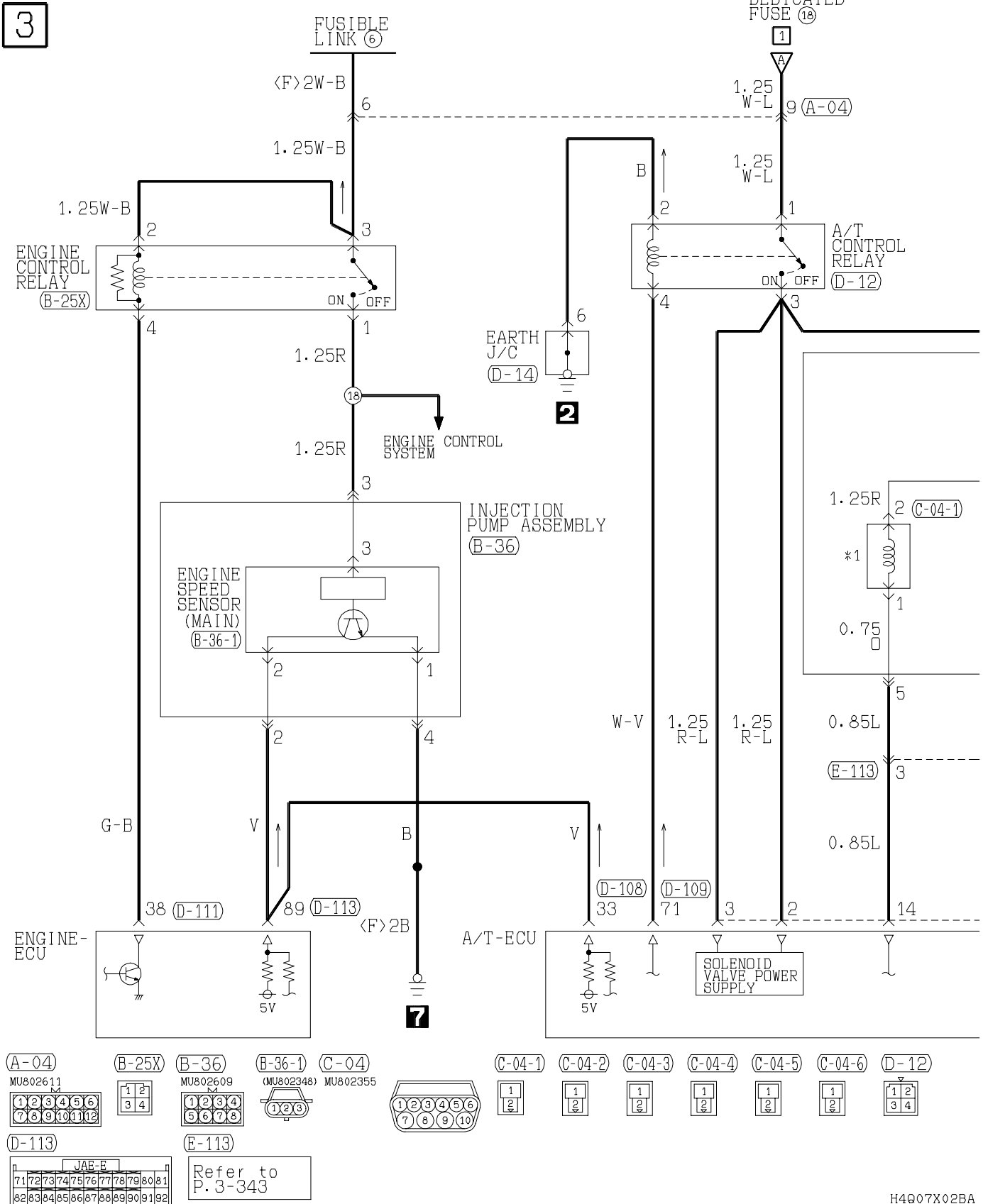
(E-117)

(MU801449)

1	2	3	4	5	6	7	8
---	---	---	---	---	---	---	---

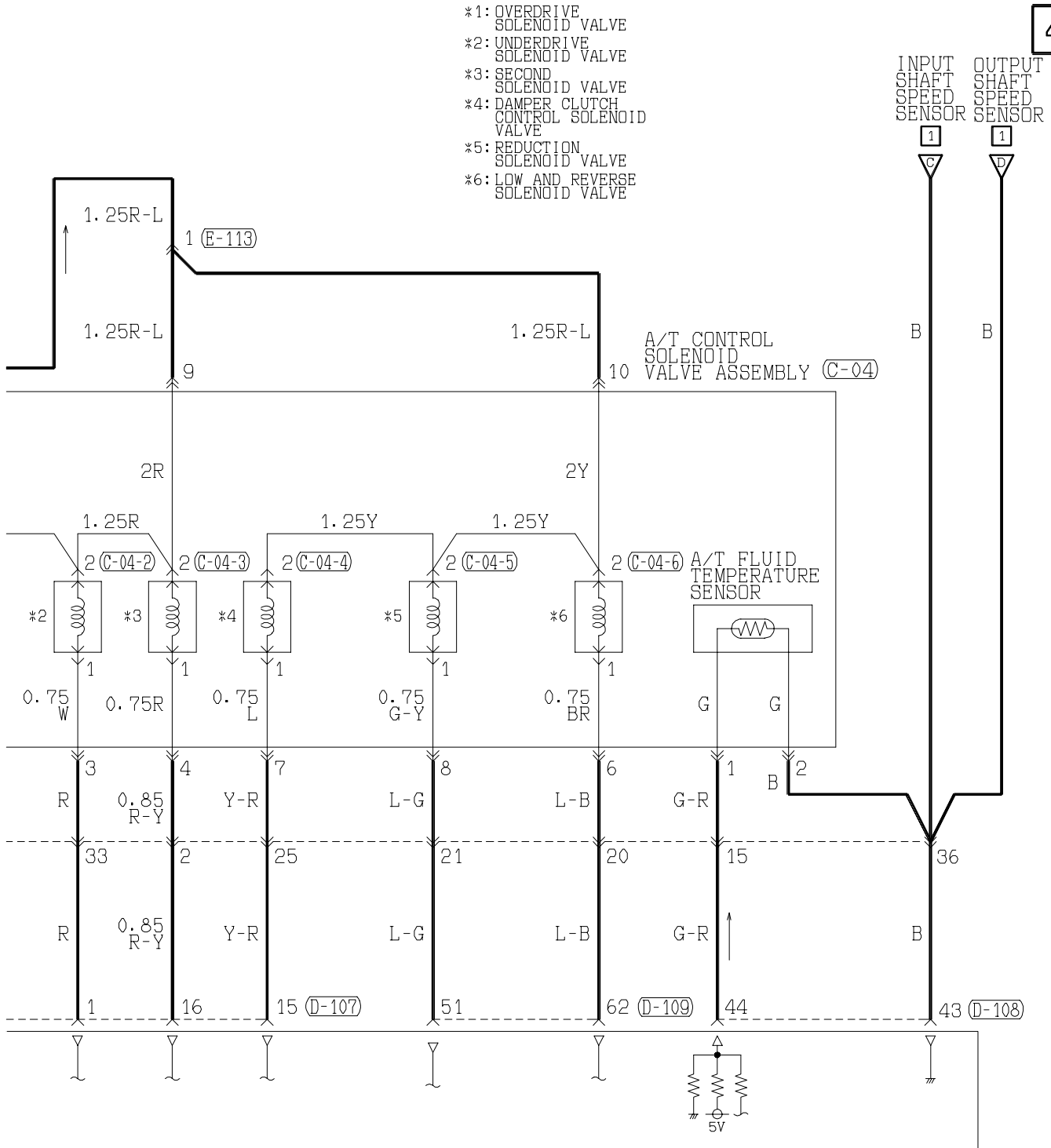
H4Q07X02AB

INVECS-II 5A/T <4M41 (L.H. drive vehicles)> (CONTINUED)

Main
IndexGroup
TOC

NOTE

- *1: OVERDRIVE
SOLENOID VALVE
*2: UNDERDRIVE
SOLENOID VALVE
*3: SECOND
SOLENOID VALVE
*4: DAMPER CLUTCH
CONTROL SOLENOID
VALVE
*5: REDUCTION
SOLENOID VALVE
*6: LOW AND REVERSE
SOLENOID VALVE

(D-14)
MU801335

1	2	3	4
5	6	7	8

(D-107) (MU801824)

1	2	3	4	5	6	7	8	9	10	11	12	13
14	15	16	17	18	19	20	21	22	23	24	25	26

(D-108) (MU801822)

31	32	33	34	35	36	37	38
39	40	41	42	43	44	45	46

(D-109) (MU801823)

51	52	53	54	55	56	57	58	59	60	61
62	63	64	65	66	67	68	69	70	71	72

(D-111)

31	32	33	34	35	36	37	38
39	40	41	42	43	44	45	46

Wire colour code

B : Black LG: Light green

G : Green

L : Blue

W : White

Y : Yellow

SB: Sky blue

BR: Brown

O : Orange

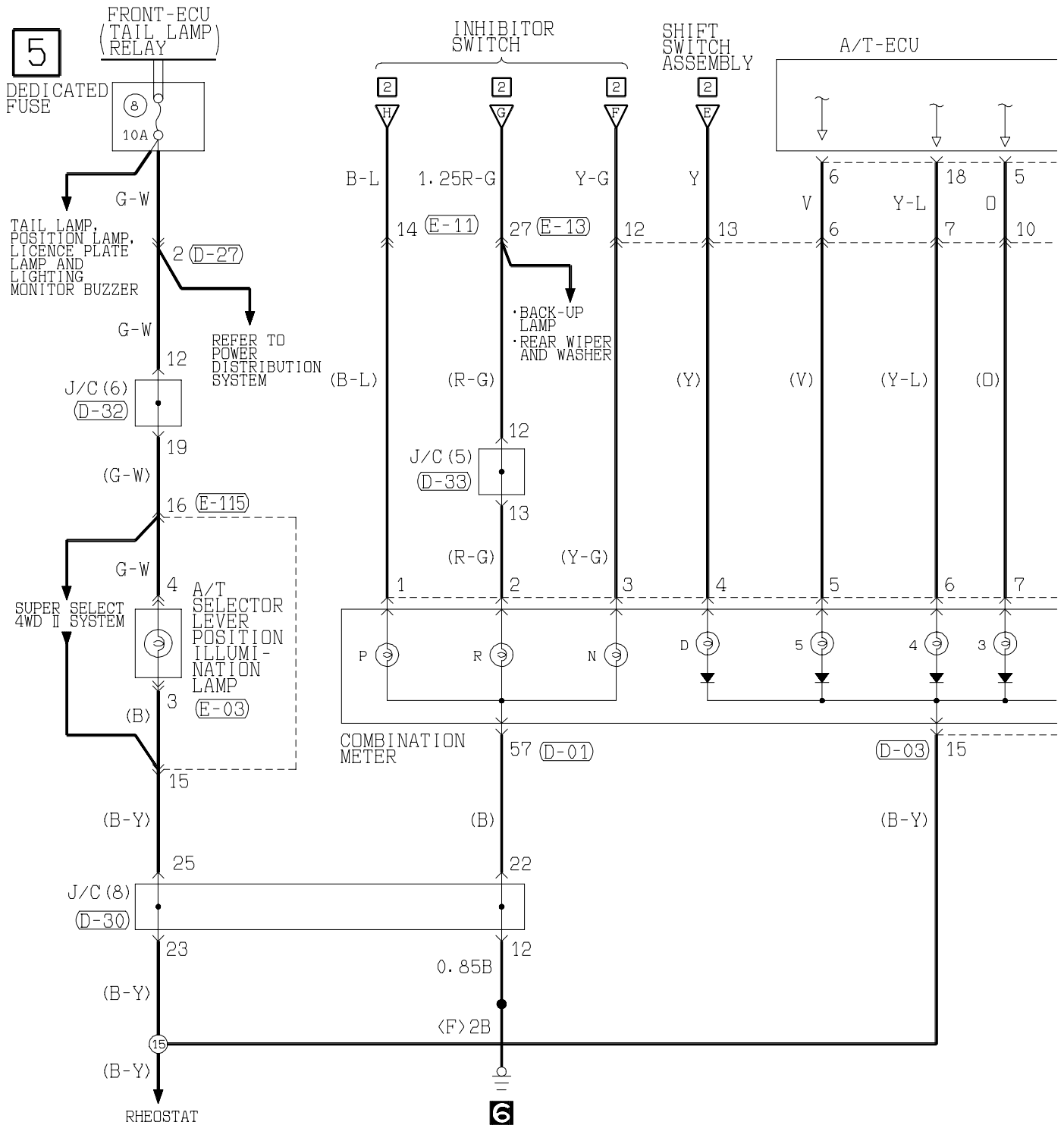
GR: Gray

R : Red

P : Pink

V : Violet

INVECS-II 5A/T <4M41 (L.H. drive vehicles)> (CONTINUED)

Main
IndexGroup
TOC

(C-06)

MU802653

①

(D-01)

51	52	53	54	55	56	57	58
59							
60	61	62	63	64	65	66	67

(D-03)

1	2	3	4	5	6	7	8	9	10	11	12
13											
14	15	16	17	18	19	20	21	22	23	24	25

(D-27)

Refer to
P. 3-343

(E-13)

Refer to
P. 3-343

(D-30)

1	2	3	4	5	6	7	8	9	10	11
12	13	14	15	16	17	18	19	20	21	22
23	24	25	26	27	28	29	30	31	32	33

(E-113)

Refer to
P. 3-343

(D-32)

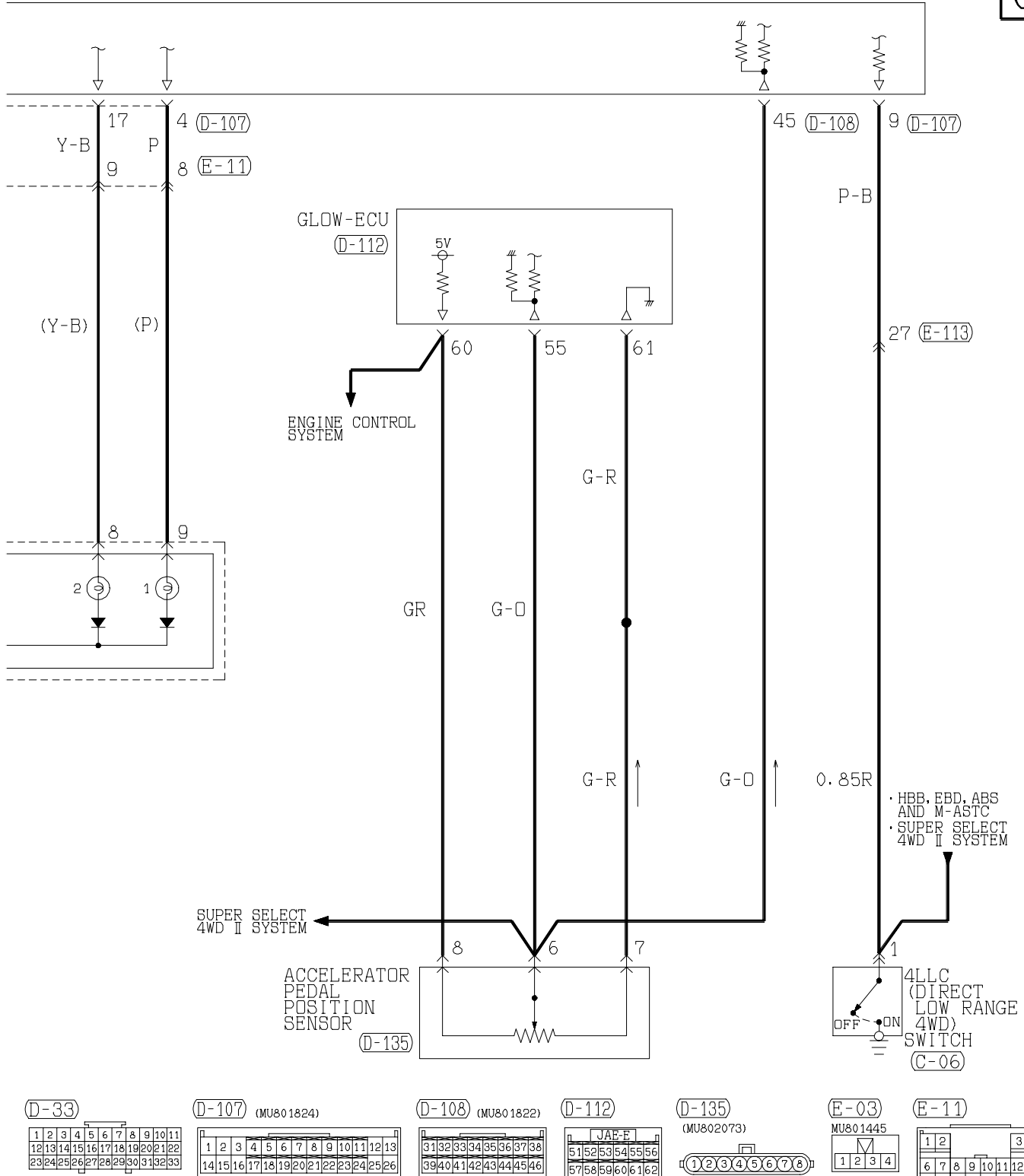
1	2	3	4	5	6	7	8	9	10	11
12	13	14	15	16	17	18	19	20	21	22
23	24	25	26	27	28	29	30	31	32	33

(E-115)

1	2	3
4	5	6
7	8	9
10	11	12
13	14	15
16	17	18

H4Q07X02CA

6



Wire colour code

B :Black LG:Light green

G :Green GR:Gray

L :Blue R :Red

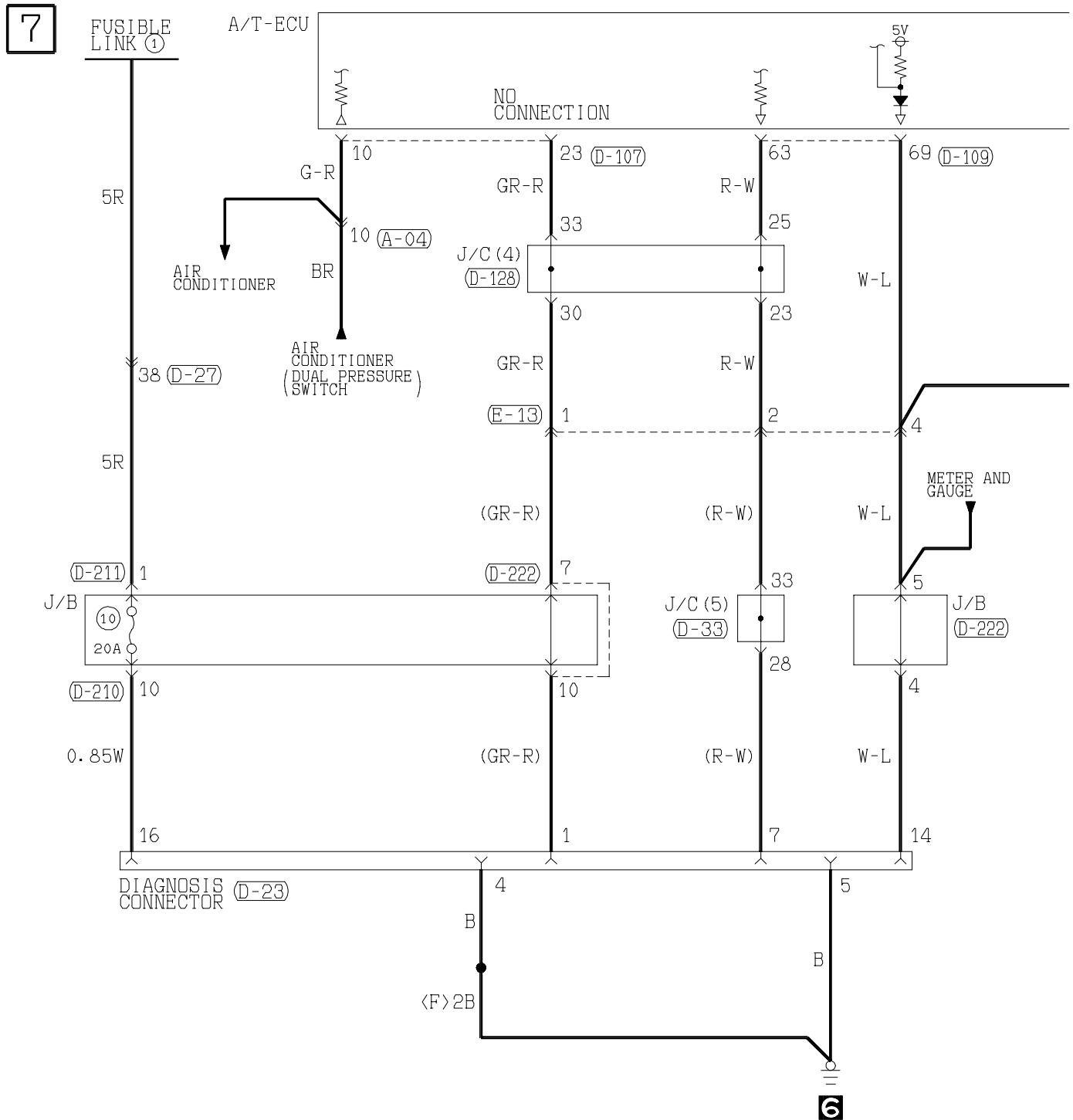
W :White P :Pink

Y :Yellow V :Violet

SB:Sky blue

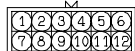
H4Q07X02CB

INVECS-II 5A/T <4M41 (L.H. drive vehicles)> (CONTINUED)

Main
IndexGroup
TOC

(A-04)

MU802611



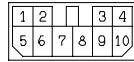
(C-09)

(MU802723)



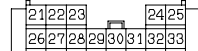
(D-14)

MU801335



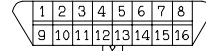
(D-22) FRONT SIDE

MU803796



(D-23) FRONT SIDE

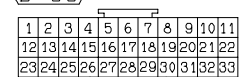
MU803797



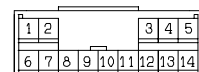
(D-27)

Refer to
P. 3-343

(D-33)



(E-11)



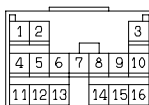
(E-13)

Refer to
P. 3-343

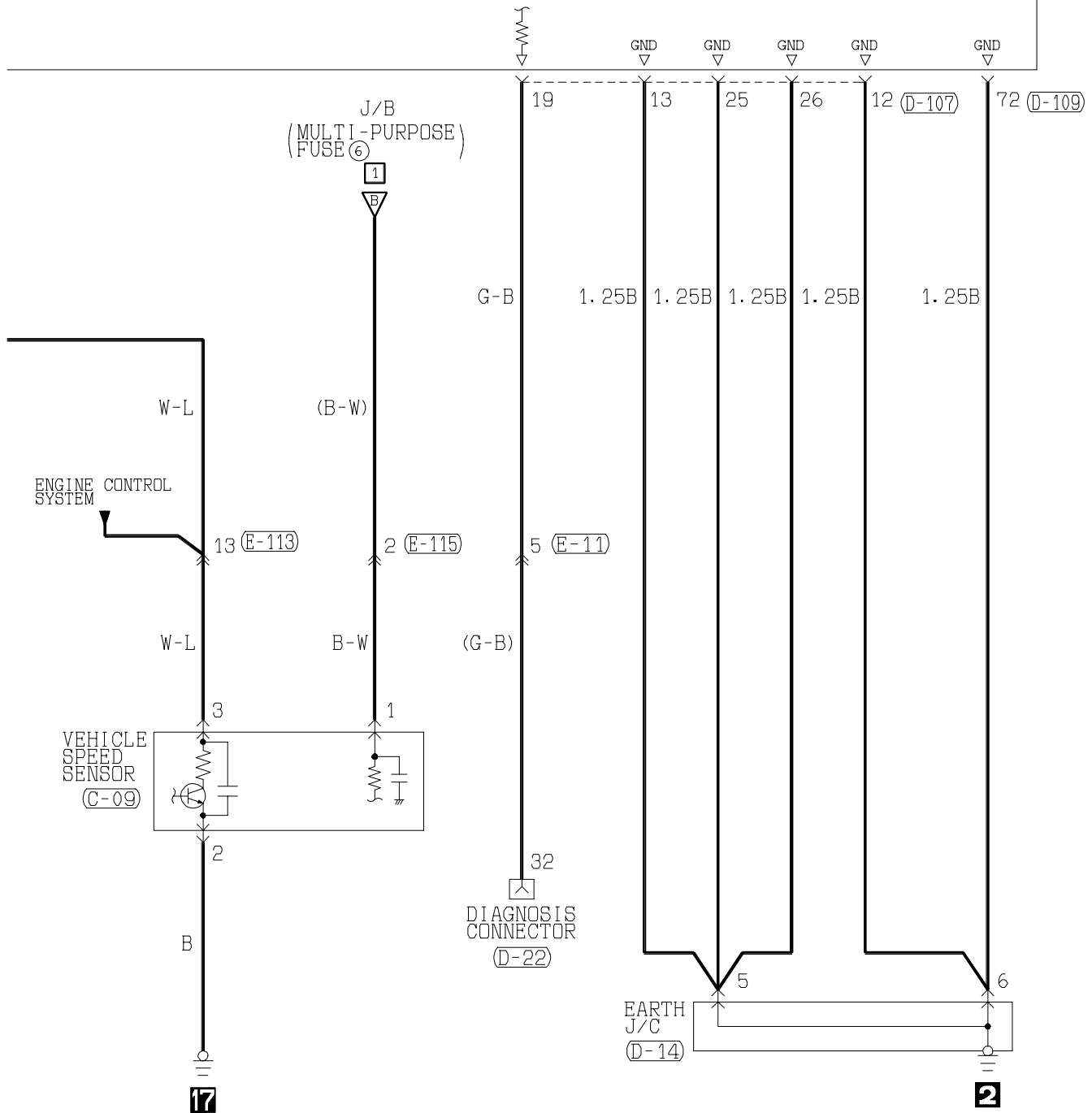
(E-113)

Refer to
P. 3-343

(E-115)



8



(D-107) (MU801824)

1	2	3	4	5	6	7	8	9	10	11	12	13
14	15	16	17	18	19	20	21	22	23	24	25	26

(D-109) (MU803822)

51	52	53	54	55	56	57	58	59	60	61
62	63	64	65	66	67	68	69	70	71	72

(D-128)

1	2	3	4	5	6	7	8	9	10	11
12	13	14	15	16	17	18	19	20	21	22
23	24	25	26	27	28	29	30	31	32	33

(D-210) (MU801860)

1	2	3	4	5
6	7	8	9	10
11	12	13		

(D-211) (MU801403) (D-222) (MU801514)

1	2	3	4	5
6	7	8	9	10

Wire colour code

B : Black LG: Light green

G : Green GR: Gray

L : Blue R : Red

W : White P : Pink

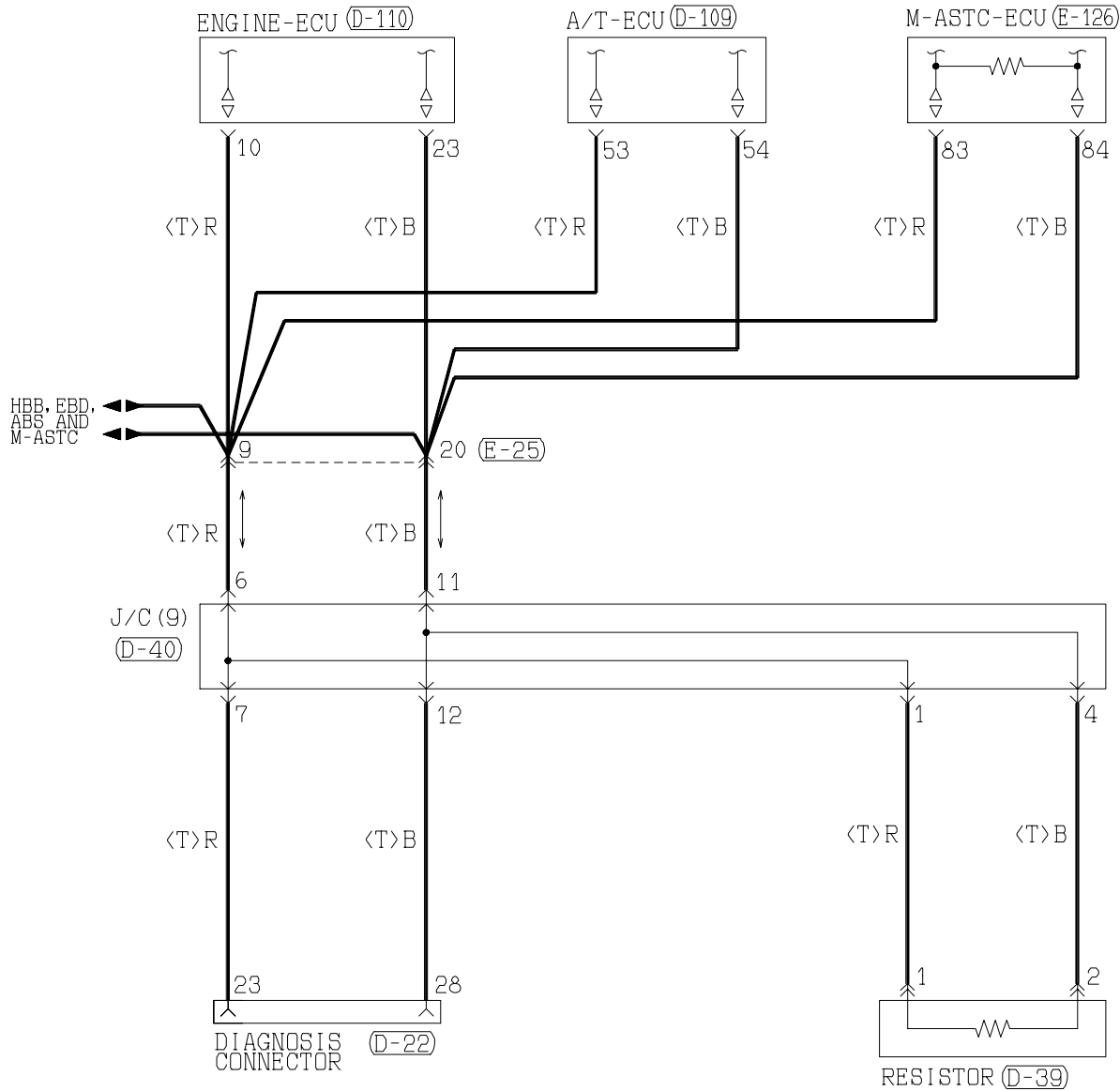
Y : Yellow V : Violet

SB: Sky blue

INVECS-II 5A/T <4M41 (L.H. drive vehicles)> (CONTINUED)

Main
IndexGroup
TOC

9

(D-22)
MU803796FRONT
SIDE

21	22	23	24	25
26	27	28	29	30
31	32	33		

(D-39)

1
2

(D-40) (MU801852)

1	2	3	4	5
6	7	8	9	10
11	12			

(D-109) (MU801823)

51	52	53	54	55	56	57	58	59	60	61
62	63	64	65	66	67	68	69	70	71	72

(D-110)

1	2	3	4	5	6	7	8	9	10	11	12	13
14	15	16	17	18	19	20	21	22	23	24	25	26

(E-25)

1	2	3	4	5	6	7	8	9	10	11
12	13	14	15	16	17	18	19	20	21	22

(E-126)

71	72	73	74	75	76
77	78	79	80	81	82
83	84	85	86	87	

Wire colour code

B : Black

LG : Light green

G : Green

L : Blue

W : White

Y : Yellow

SB : Sky blue

BR : Brown

O : Orange

GR : Gray

R : Red

P : Pink

V : Violet

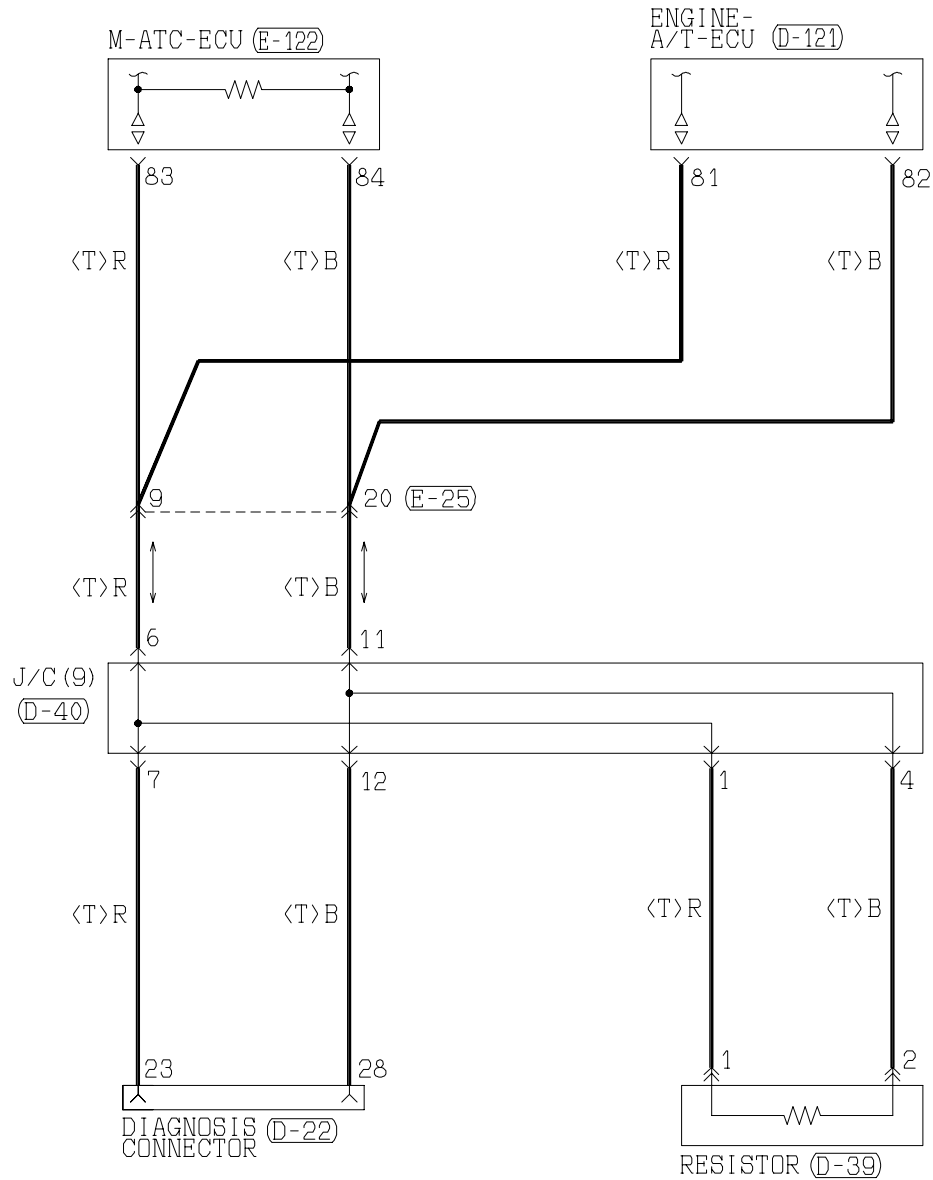
H4Q07X02EA

INVECS-II 5A/T

6G74-MPI <L.H. drive vehicles>

Main
IndexGroup
TOC

1

(D-22)
FRONT
SIDE
MU803796

21	22	23	24	25
26	27	28	29	30
31	32	33		

(D-39)

1
2

(D-40) (MU801852)

1	2	3	4	5
6	7	8	9	10
11	12			

(D-121) (MU803782)

71	72	73	74	JAE	75	76	77
78	79	80	81	82	83	84	85
86	87	88	89	90	91	92	93
94	95	96	97	98			

(E-25)

1	2	3	4	5	6	7	8
9	10	11	12	13	14	15	16
17	18	19	20	21	22		

(E-122)

71	72	73	74	75	76
77	78	79	80	81	82
83	84	85	86	87	

Wire colour code

B :Black LG:Light green

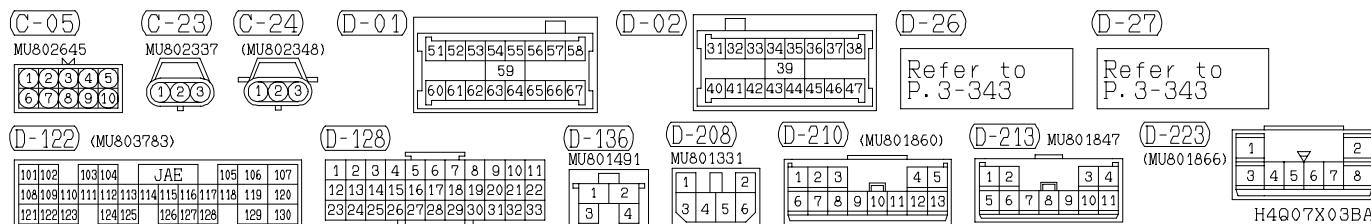
G :Green GR:Gray

L :Blue R :Red

W :White P :Pink

Y :Yellow V :Violet

SB:Sky blue

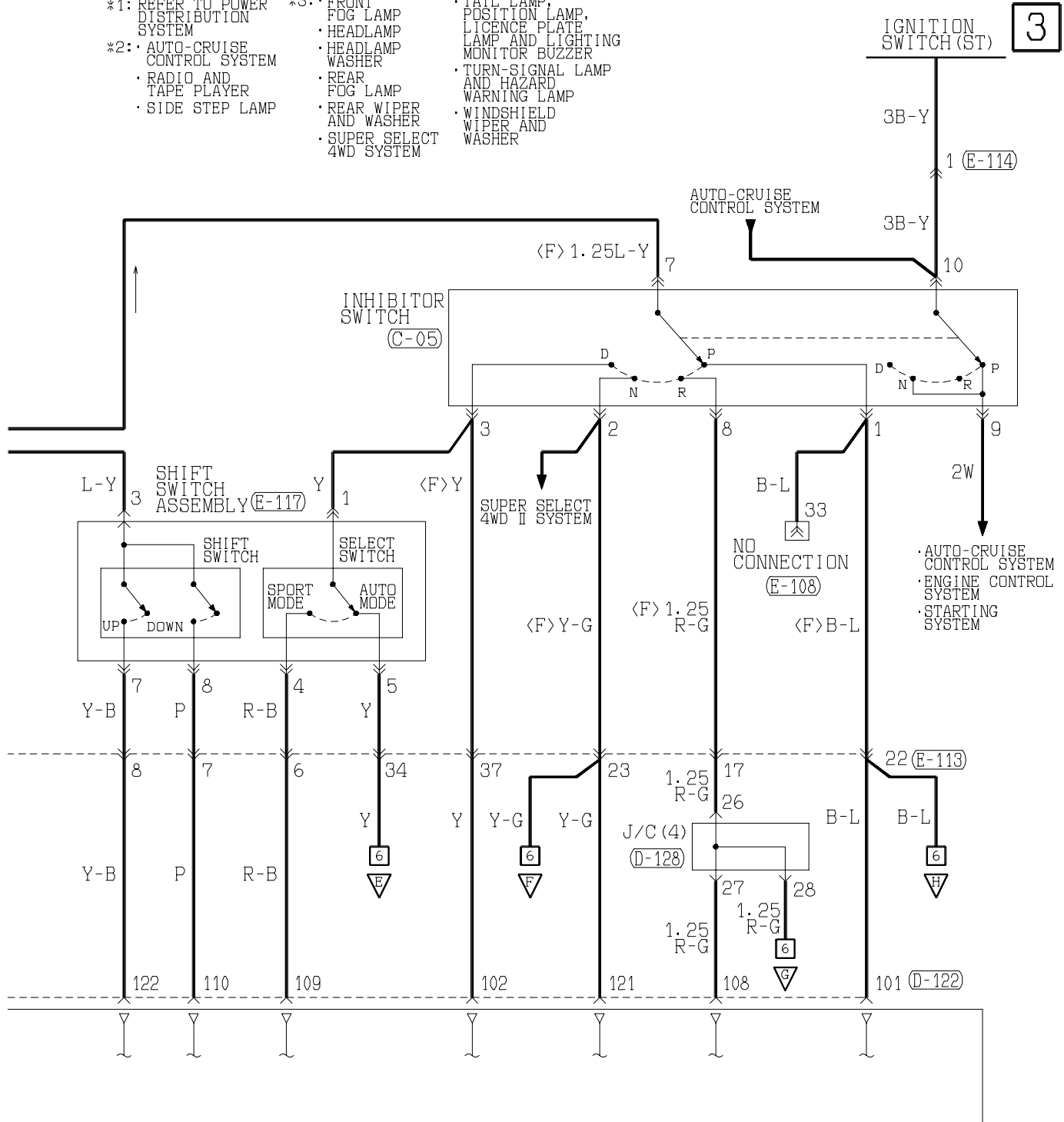


NOTE

*1: REFER TO POWER
DISTRIBUTION
SYSTEM
*2: AUTO-CRUISE
CONTROL SYSTEM
• RADIO AND
TAPE PLAYER
• SIDE STEP LAMP

*3: • FRONT
FOG LAMP
• HEADLAMP
• HEADLAMP
WASHER
• REAR
FOG LAMP
• REAR WIPER
AND WASHER
• SUPER SELECT
4WD SYSTEM

• TAIL LAMP,
POSITION LAMP,
LICENSE PLATE
LAMP AND LIGHTING
MONITOR BUZZER
• TURN-SIGNAL LAMP
AND HAZARD
WARNING LAMP
• WINDSHIELD
WIPER AND
WASHER



(D-31)

1	2	3	4	5	6	7	8	9	10	11
12	13	14	15	16	17	18	19	20	21	22
23	24	25	26	27	28	29	30	31	32	33

(D-32)

1	2	3	4	5	6	7	8	9	10	11
12	13	14	15	16	17	18	19	20	21	22
23	24	25	26	27	28	29	30	31	32	33

(D-33)

1	2	3	4	5	6	7	8	9	10	11
12	13	14	15	16	17	18	19	20	21	22
23	24	25	26	27	28	29	30	31	32	33

(D-119) (MU803784)

1	2	3	4	JAE	5	6	7	8
9	10	11	12	13	14	15	16	17
18	19	20	21	22	23	24	25	26
27	28	29	30	31	32	33	34	35

(D-120) (MU803781)

41	42	43	JAE	44	45	46
47	48	49	50	51	52	53
54	55	56	57	58	59	60
61	62	63	64	65	66	

(E-11)

1	2	3	4	5
6	7	8	9	10
11	12	13	14	

(E-13)

Refer to
P. 3-343

(E-108)

31	32	33	34	35	36	37	38	39	40	41
42	43	44	45	46	47	48	49	50	51	52

(E-113)

Refer to
P. 3-343

(E-114)

1

(E-115)

1

(E-117)

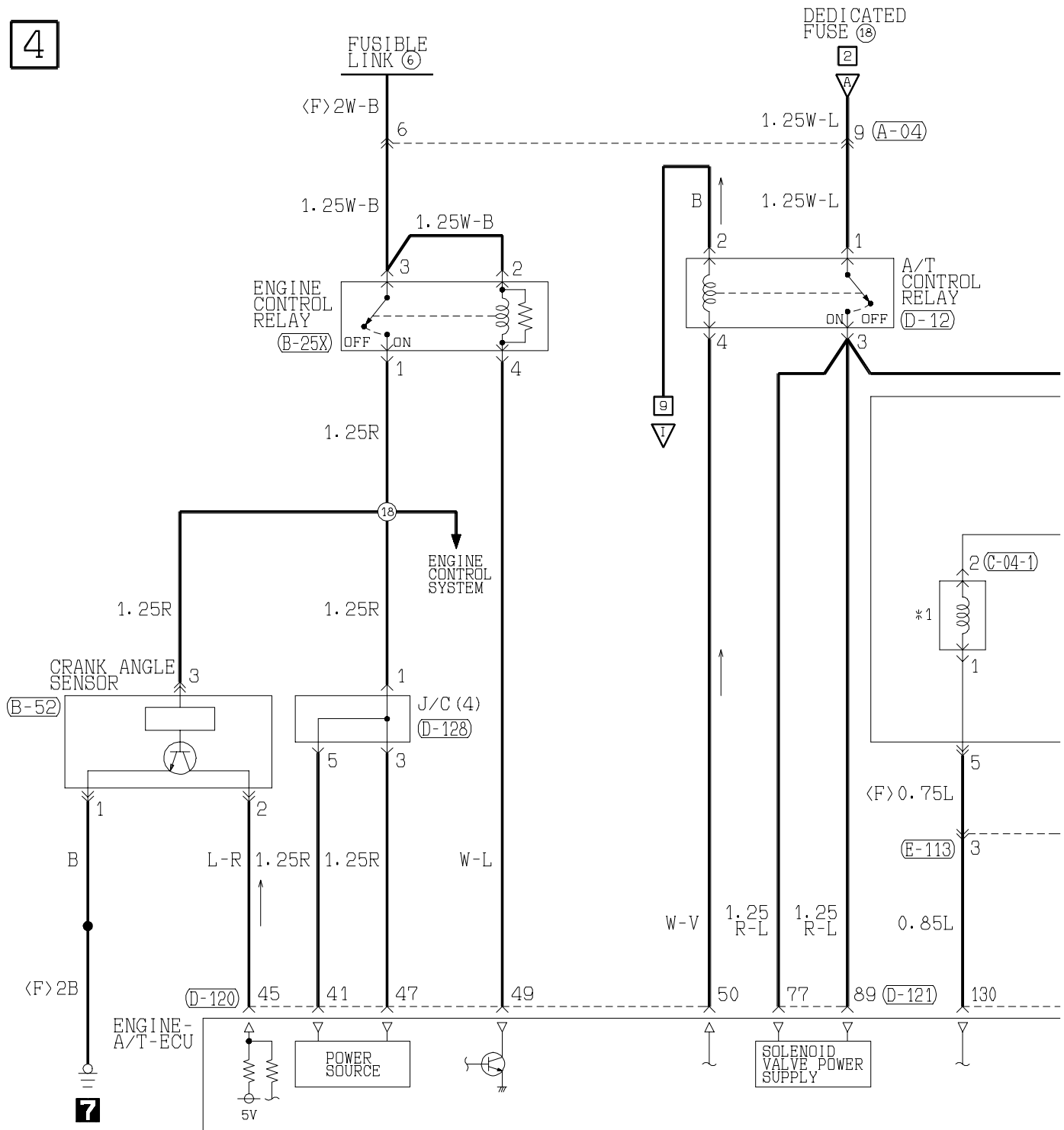
1	2	3
4	5	6
7	8	9
10	11	12
13	14	15
16		

(E-117)

1	2	3
4	5	6
7	8	9

H4Q07X03BB

4



(A-04)
MU802611
M

1	2	3	4	5	6
7	8	9	10	11	12

(B-25)

(B-52)
MU802603

C-04
MU802355



(C-04-
(MU801
1
2

(C-04-
(MU801
1
2

(C-04-
2) (MU80
1
2


(C-04-
2) (MU80
1
2

(C-04)

2) (MU80)

1

2

(C-04)
2) (MU8C)


(2) ∇

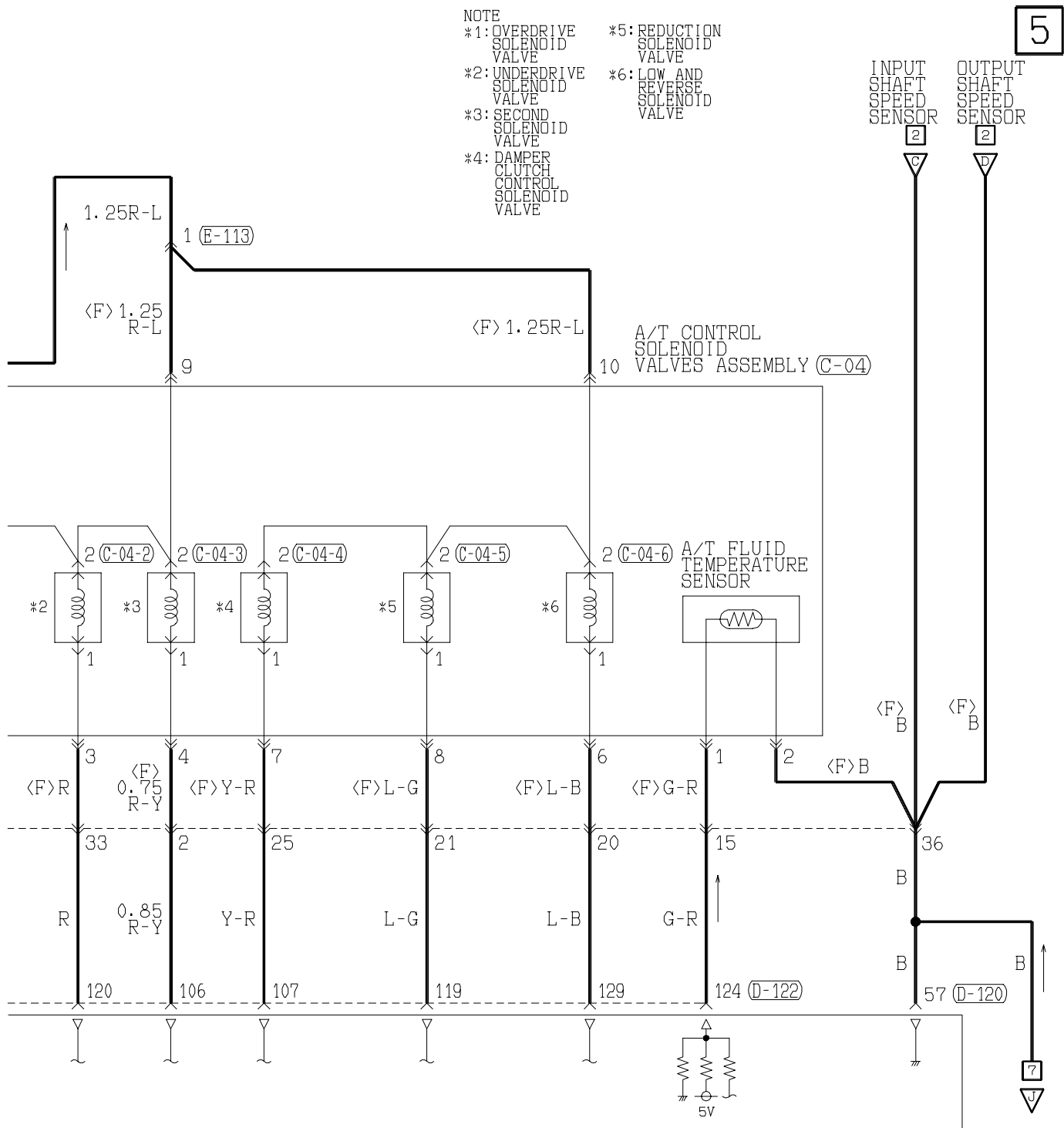
1	2
3	4

(D-1)

43		
49	50	51
	60	61

		44	4
3	54	55	5
3		64	6

--



(D-121) (MU803782)

71	72	73	74	JAE	75	76	77
78	79	80	81	82	83	84	85
86	87	88	89				
90	91	92	93	94	95	96	97
98							

(D-122) (MU803783)

101	102	103	104	JAE	105	106	107
108	109	110	111	112	113	114	115
116	117	118	119	120			
121	122	123	124	125	126	127	128
129	130						

(D-128)

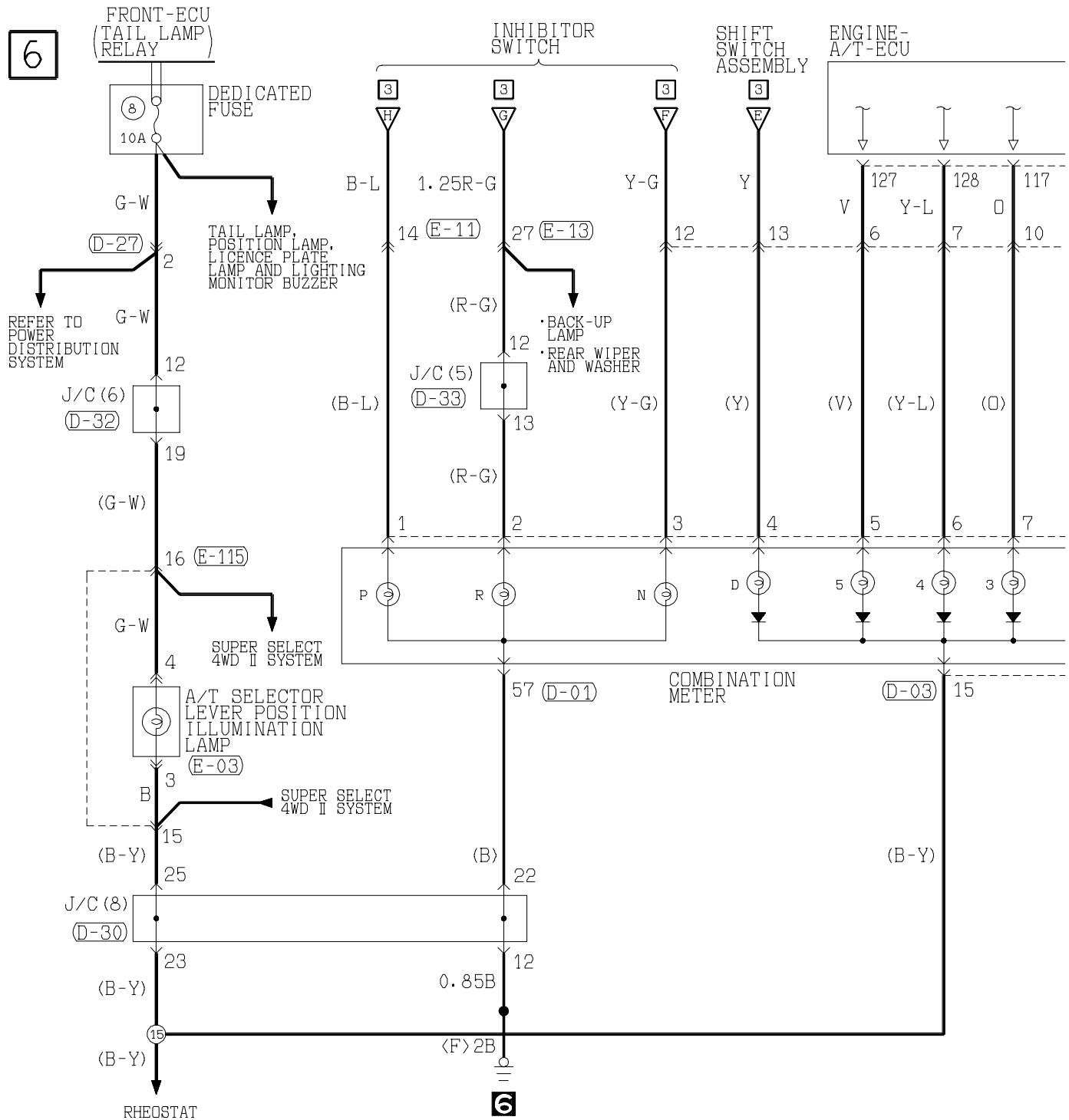
1	2	3	4	5	6	7	8	9	10	11
12	13	14	15	16	17	18	19	20	21	22
23	24	25	26	27	28	29	30	31	32	33

(E-113)

5	1	2		3	4		16
6	7	8	9	10	11	12	13
14	15	17	18	19	20	21	22
23	24	25	26	27	28	29	30
31	32	33	34	35	36	37	38

Wire colour code
 B : Black
 BR : Brown
 W : White
 V : Violet
 LG : Light green
 O : Orange
 SB : Sky blue
 G : Green
 GR : Gray
 P : Pink
 L : Blue
 R : Red
 Y : Yellow

INVECS-II 5A/T <6G74-MPI (L.H. drive vehicles)> (CONTINUED)

Main
IndexGroup
TOC

(B-102)
(MU802724)

1	2	3	4
---	---	---	---

(C-06)
MU802653

1

(D-01)

51	52	53	54	55	56	57	58
59							
60	61	62	63	64	65	66	67

(D-03)

1	2	3	4	5	6	7	8	9	10	11	12
13											
14	15	16	17	18	19	20	21	22	23	24	25

(D-27)

Refer to P. 3-343

(D-30)

1	2	3	4	5	6	7	8	9	10	11
12	13	14	15	16	17	18	19	20	21	22
23	24	25	26	27	28	29	30	31	32	33

(E-03)
MU801445

1	2	3	4
---	---	---	---

(E-11)

1	2		3	4	5
6	7	8	9	10	11
12	13	14			

(E-13)

Refer to P. 3-343

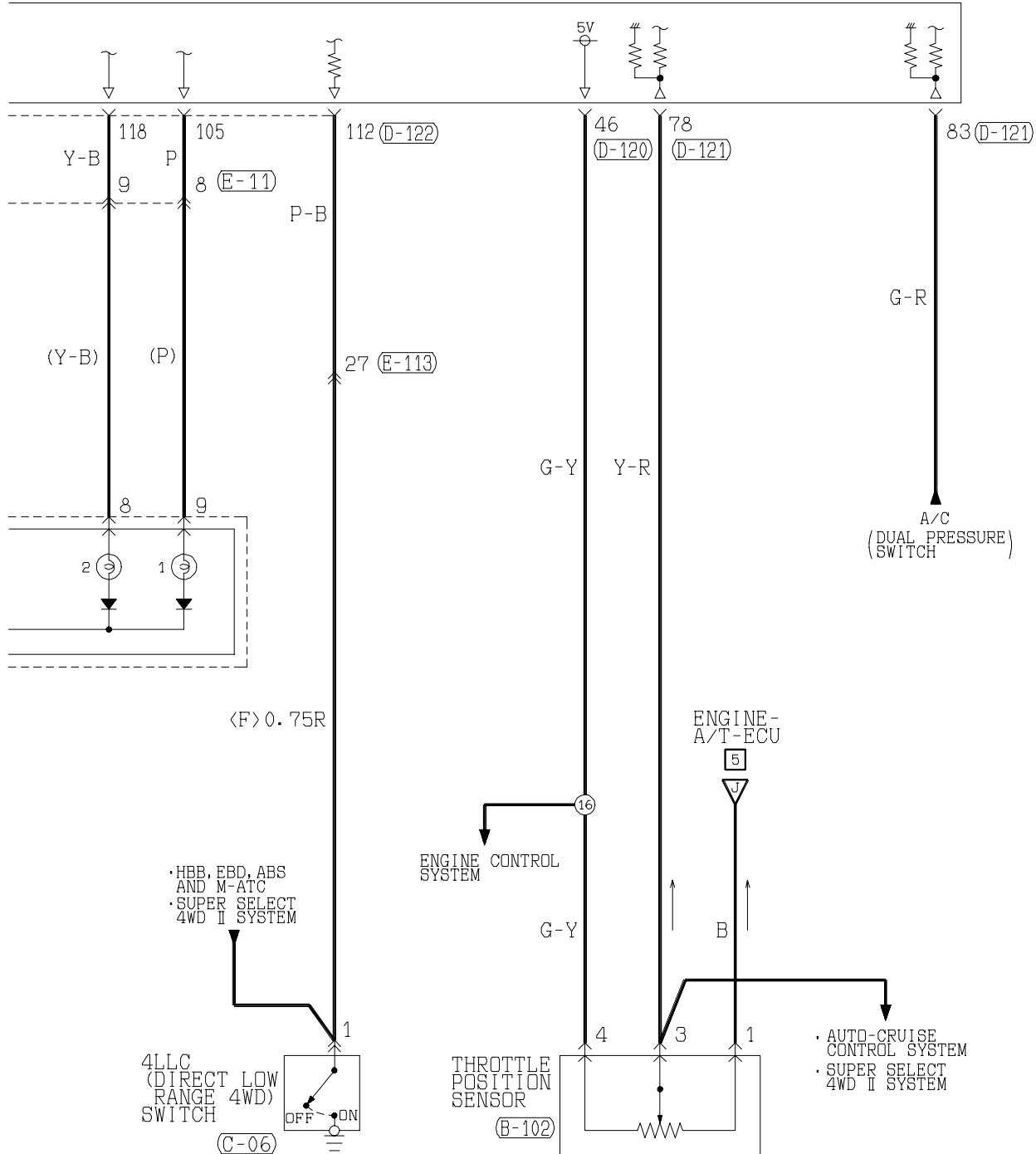
(E-113)

Refer to P. 3-343

(E-115)

1	2		3
4	5	6	7
8	9	10	
11	12	13	14
15	16		

7



(D-32)

1	2	3	4	5	6	7	8	9	10	11
12	13	14	15	16	17	18	19	20	21	22
23	24	25	26	27	28	29	30	31	32	33

(D-33)

1	2	3	4	5	6	7	8	9	10	11
12	13	14	15	16	17	18	19	20	21	22
23	24	25	26	27	28	29	30	31	32	33

(D-120) (MU803781)

41	42	43	JAE	44	45	46
47	48	49	50	51	52	53
54	55	56	57	58	59	60
61	62	63	64	65	66	

(D-121) (MU803782)

71	72	73	74	JAE	75	76	77
78	79	80	81	82	83	84	85
86	87	88	89	90	91	92	93
94	95	96	97	98			

(D-122) (MU803783)

101	102	103	104	JAE	105	106	107
108	109	110	111	112	113	114	115
116	117	118	119	120	121	122	123
124	125	126	127	128	129	130	

Wire colour code

B : Black LG : Light green

G : Green

L : Blue

W : White

Y : Yellow

SB : Sky blue

BR : Brown O : Orange

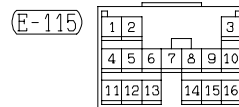
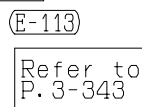
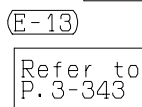
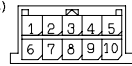
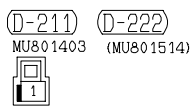
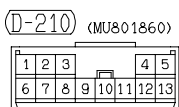
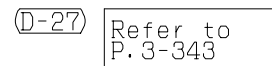
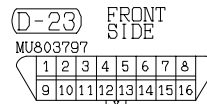
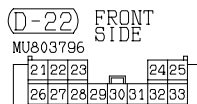
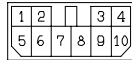
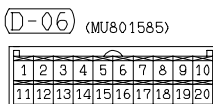
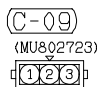
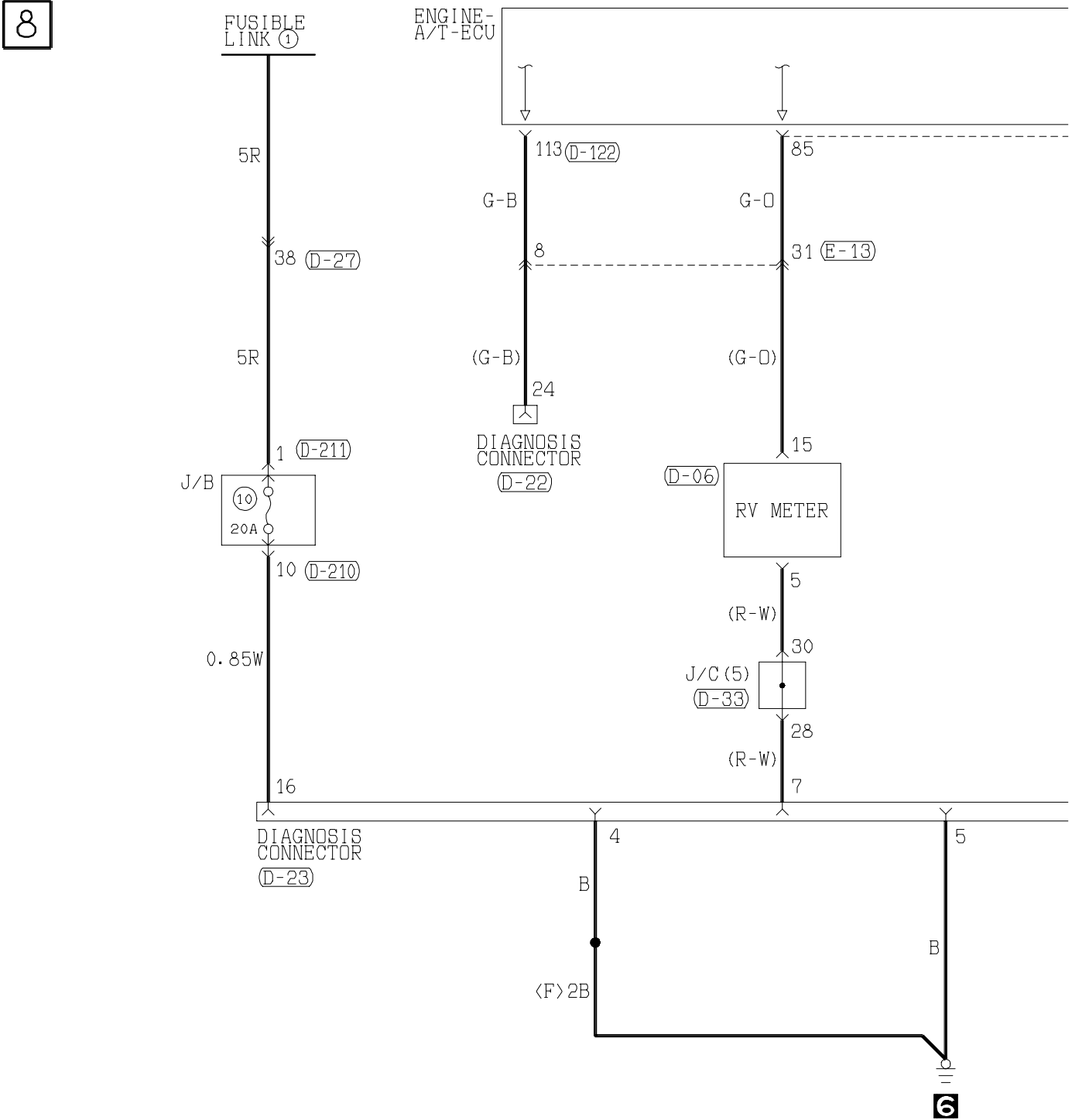
GR : Gray

R : Red

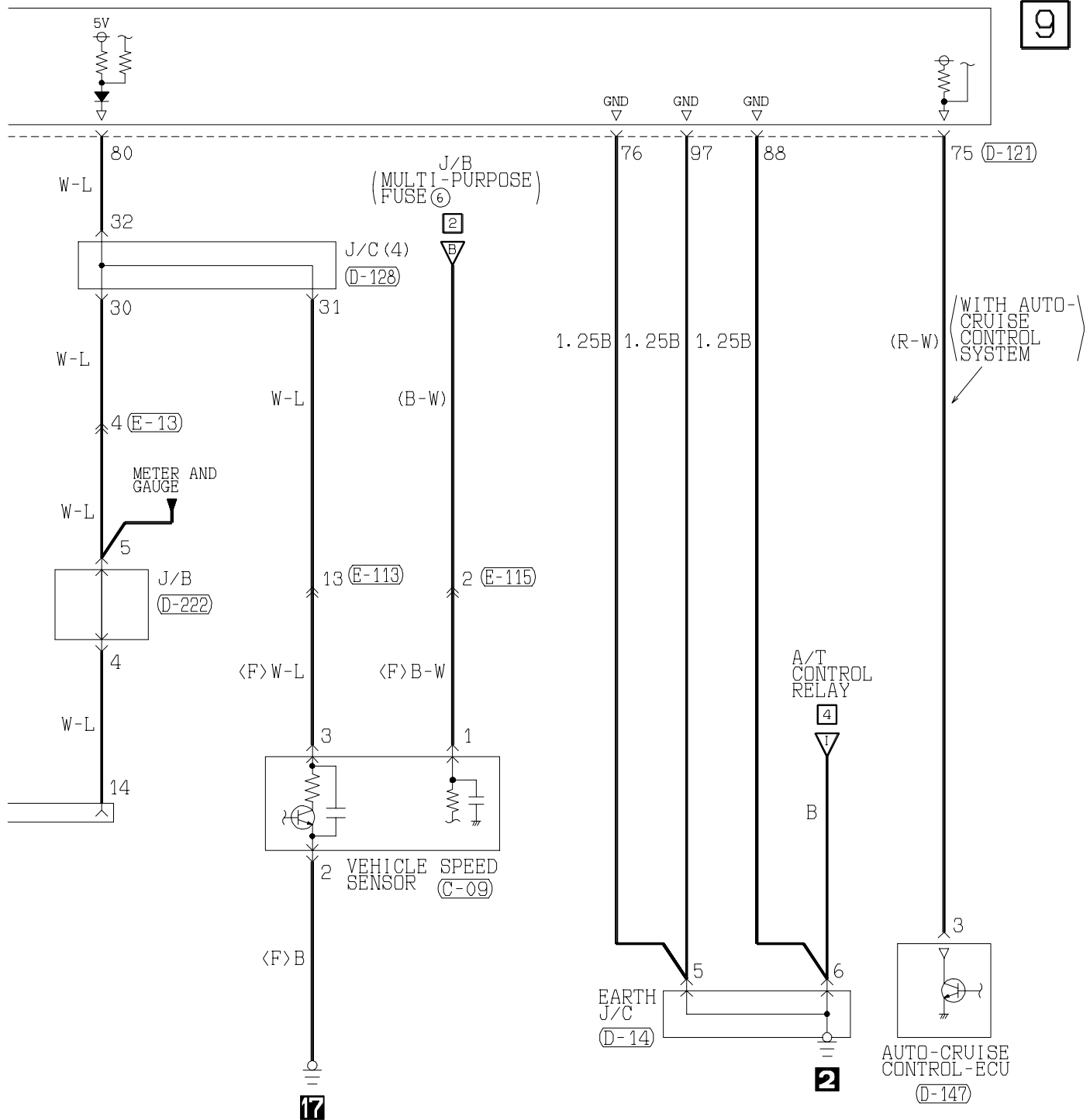
P : Pink

V : Violet

INVECS-II 5A/T <6G74-MPI (L.H. drive vehicles)> (CONTINUED)

Main
IndexGroup
TOC

9



D-33

1	2	3	4	5	6	7	8	9	10	11
12	13	14	15	16	17	18	19	20	21	22
23	24	25	26	27	28	29	30	31	32	33

D-121 (MU803782)

71	72	73	74	JAE				75	76	77	
78	79	80	81	82	83	84	85	86	87	88	89
90	91		92	93	94		95	96		97	98

(D-122) (MU803783)

101	102		103	104	JAE				105	106	107	
108	109	110	111	112	113	114	115	116	117	118	119	120
121	122	123		124	125	126	127	128		129	130	

(D-128)

1	2	3	4	5	6	7	8	9	10	11
12	13	14	15	16	17	18	19	20	21	22
23	24	25	26	27	28	29	30	31	32	33

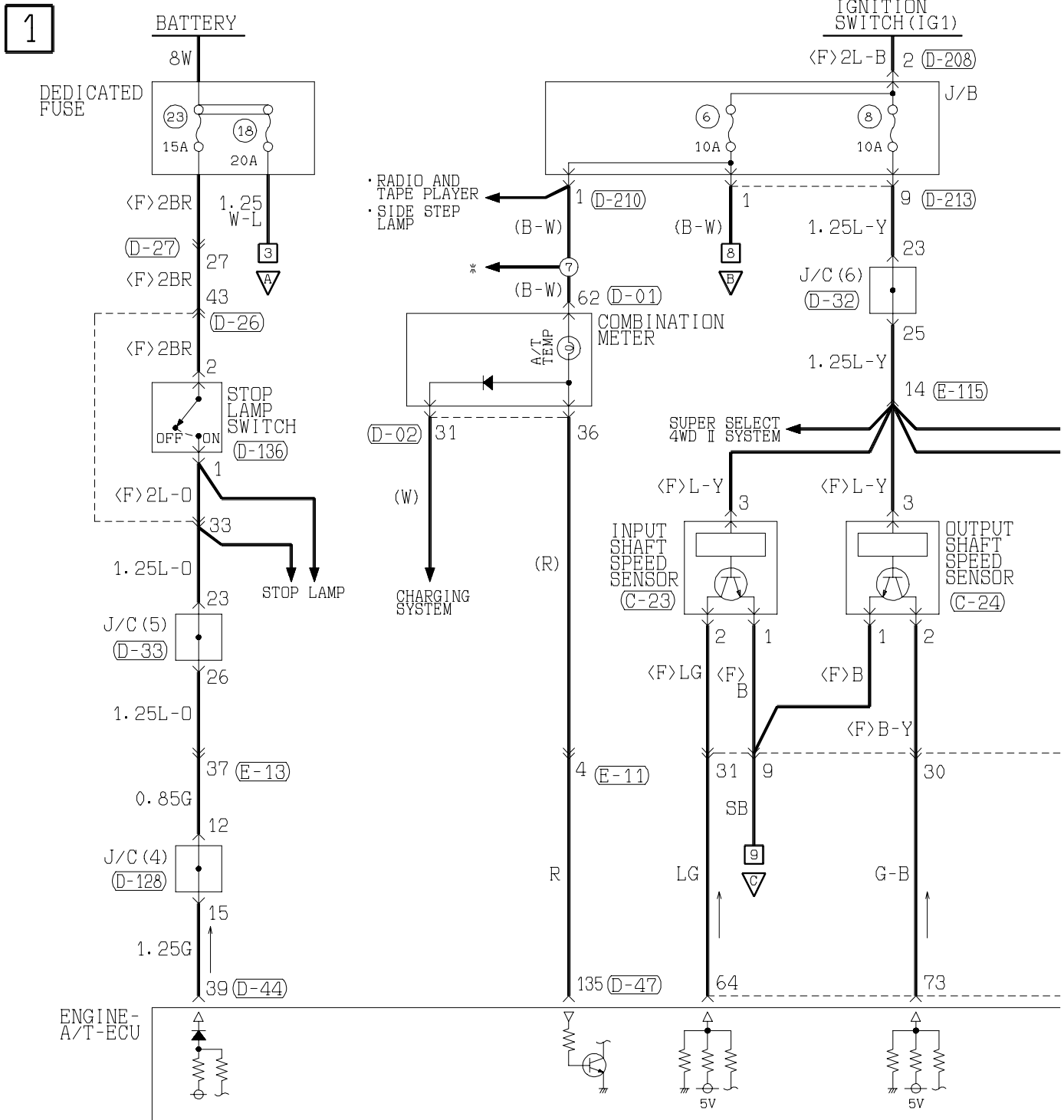
(D-147) (MU801584)

1	2	3	4	5	6	7	8
9	10	11	12	13	14	15	16

Wire Colour Code
B :Black LG:Light green G :Green L :Blue W :White Y :Yellow SB:Sky blue
BR:Brown O :Orange GR:Gray R :Red P :Pink V :Violet

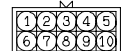
INVECS-II 5A/T

6G75-MPI <L.H. drive vehicles for Taiwan>

Main
IndexGroup
TOC

(C-05)

MU802645



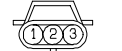
(C-23)

MU802337



(C-24)

(MU802348)



(D-01)

51 52 53 54 55 56 57 58



(D-02)

31 32 33 34 35 36 37 38



(D-26)

Refer to P. 3-343

(D-27)

Refer to P. 3-343

(D-47)

(MU803801)



(D-128)

1 2 3 4 5 6 7 8 9 10 11



(D-136)

MU801491



(D-208)

MU801331



(D-210)

(MU801860)



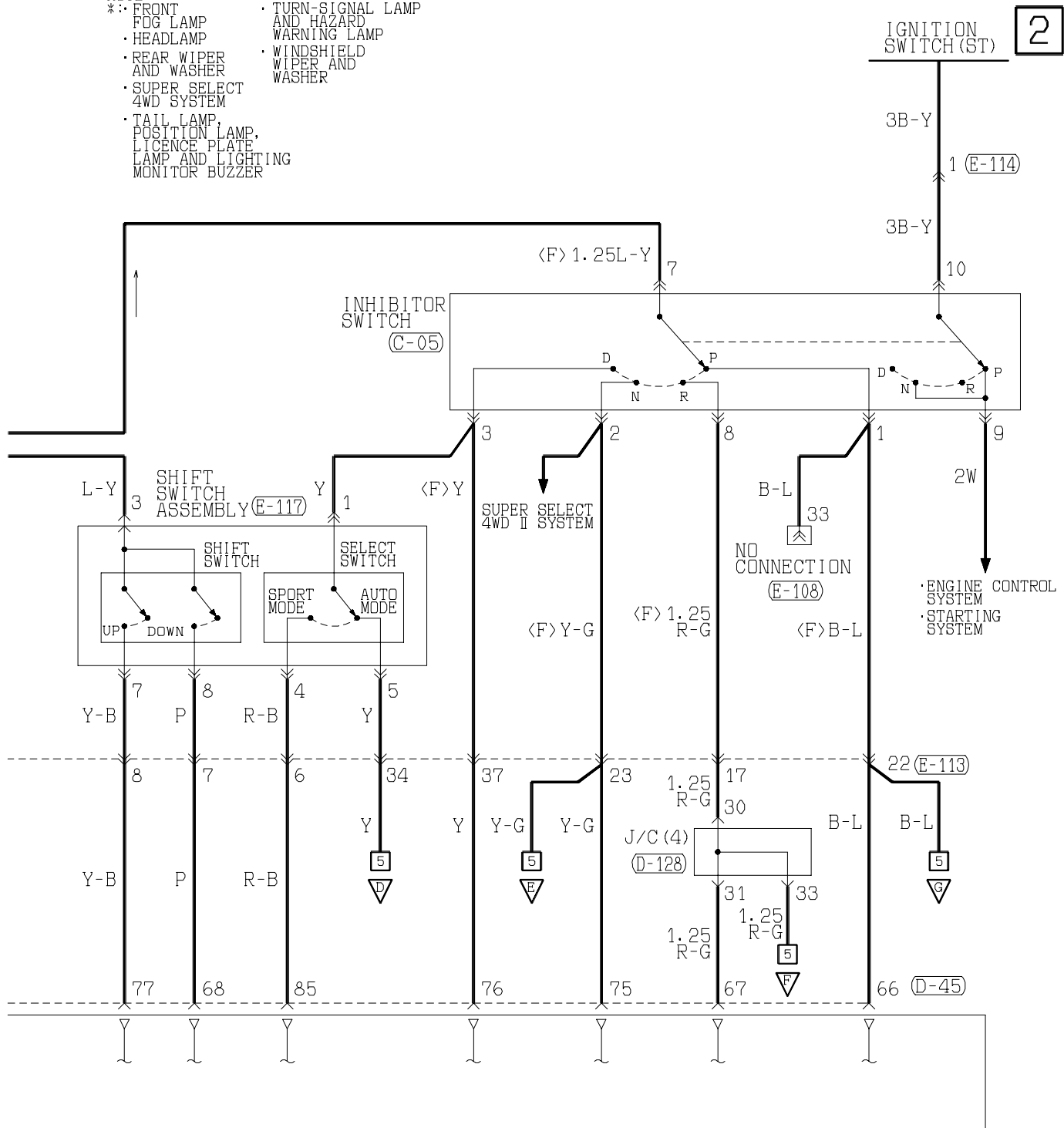
(D-213)

MU801847



NOTE

- *: FRONT FOG LAMP
- HEADLAMP
- REAR WIPER AND WASHER
- SUPER SELECT 4WD SYSTEM
- TAIL LAMP, POSITION LAMP, LICENCE PLATE LAMP AND LIGHTING MONITOR BUZZER
- TURN-SIGNAL LAMP AND HAZARD WARNING LAMP
- WINDSHIELD WIPER AND WASHER



(D-32)

1	2	3	4	5	6	7	8	9	10	11
12	13	14	15	16	17	18	19	20	21	22
23	24	25	26	27	28	29	30	31	32	33

(D-33)

1	2	3	4	5	6	7	8	9	10	11
12	13	14	15	16	17	18	19	20	21	22
23	24	25	26	27	28	29	30	31	32	33

(D-44)

31	32	33	34	JAE	33	34
35	36	37	38	39	40	41
42	43	44	45	46	47	48
49	50	51	52	53	54	55
56	57	58				

(D-45)

61	62	JAE	63	64
65	66	67	68	69
70	71	72	73	74
75	76	77	78	79
80	81	82	83	84
85	86	87	88	89

(E-11)

1	2		3	4	5
6	7	8	9	10	11
12	13	14			

(E-13)

Refer to
P. 3-343

(E-108)

31	32	33	34	35	36	37	38	39	40	41
42	43	44	45	46	47	48	49	50	51	52

(E-113)

Refer to
P. 3-343

(E-114)

1

(E-115)

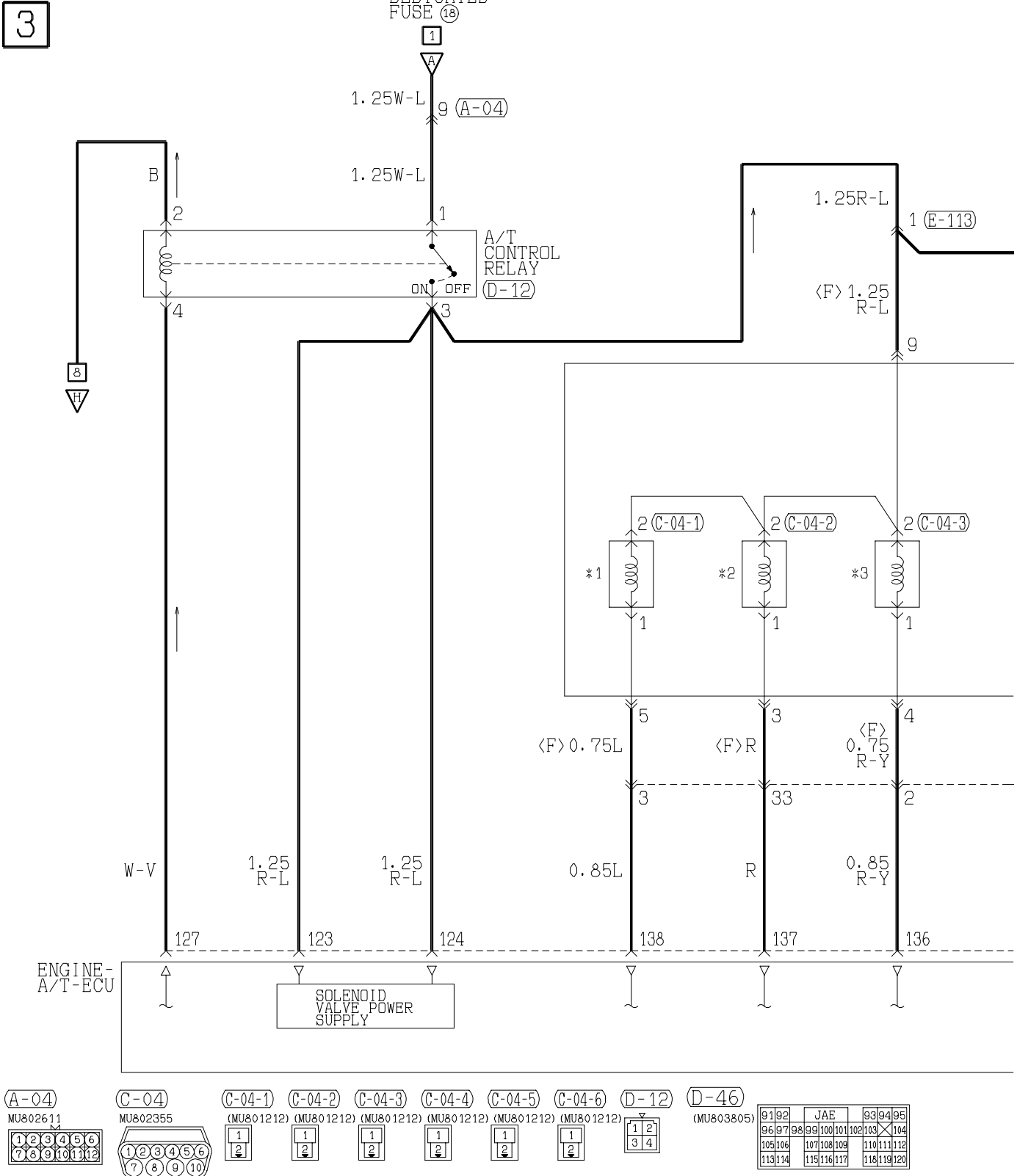
1	2	3
4	5	6
7	8	9
10	11	12
13	14	15
16		

(E-117)

1	2	3
4	5	6
7	8	

H4Q07X05AB

INVECS-II 5A/T <6G75-MPI (L.H. drive vehicles for Taiwan)> (CONTINUED)

Main
IndexGroup
TOC

4

- NOTE
- *1: OVERDRIVE SOLENOID VALVE

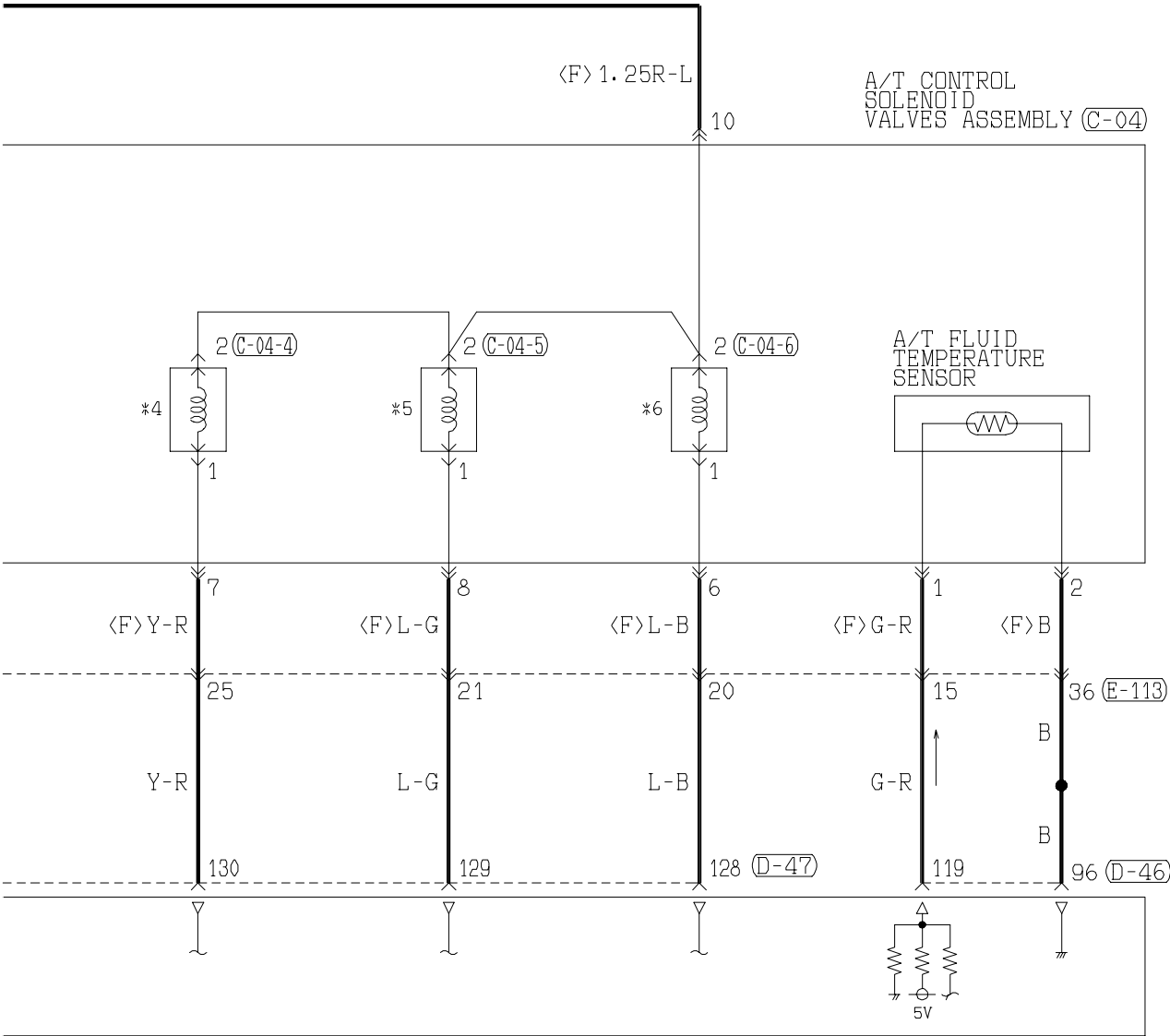
*2: UNDERDRIVE SOLENOID VALVE

*3: SECOND SOLENOID VALVE

*4: DAMPER CLUTCH CONTROL SOLENOID VALVE

*5: REDUCTION SOLENOID VALVE

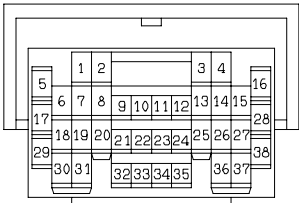
*6: LOW AND REVERSE SOLENOID VALVE



(D-47)
(MU803801)

121	122	JAE	123	124
125	126	127	128	129
130	131	132	133	134
135	136	137	138	139
140	141	142	143	144
145	146			

(E-113)



- Wire colour code
- B: Black

BR: Brown

G: Green

GR: Gray

L: Blue

V: Violet

SB: Sky blue

LG: Light green

PO: Orange

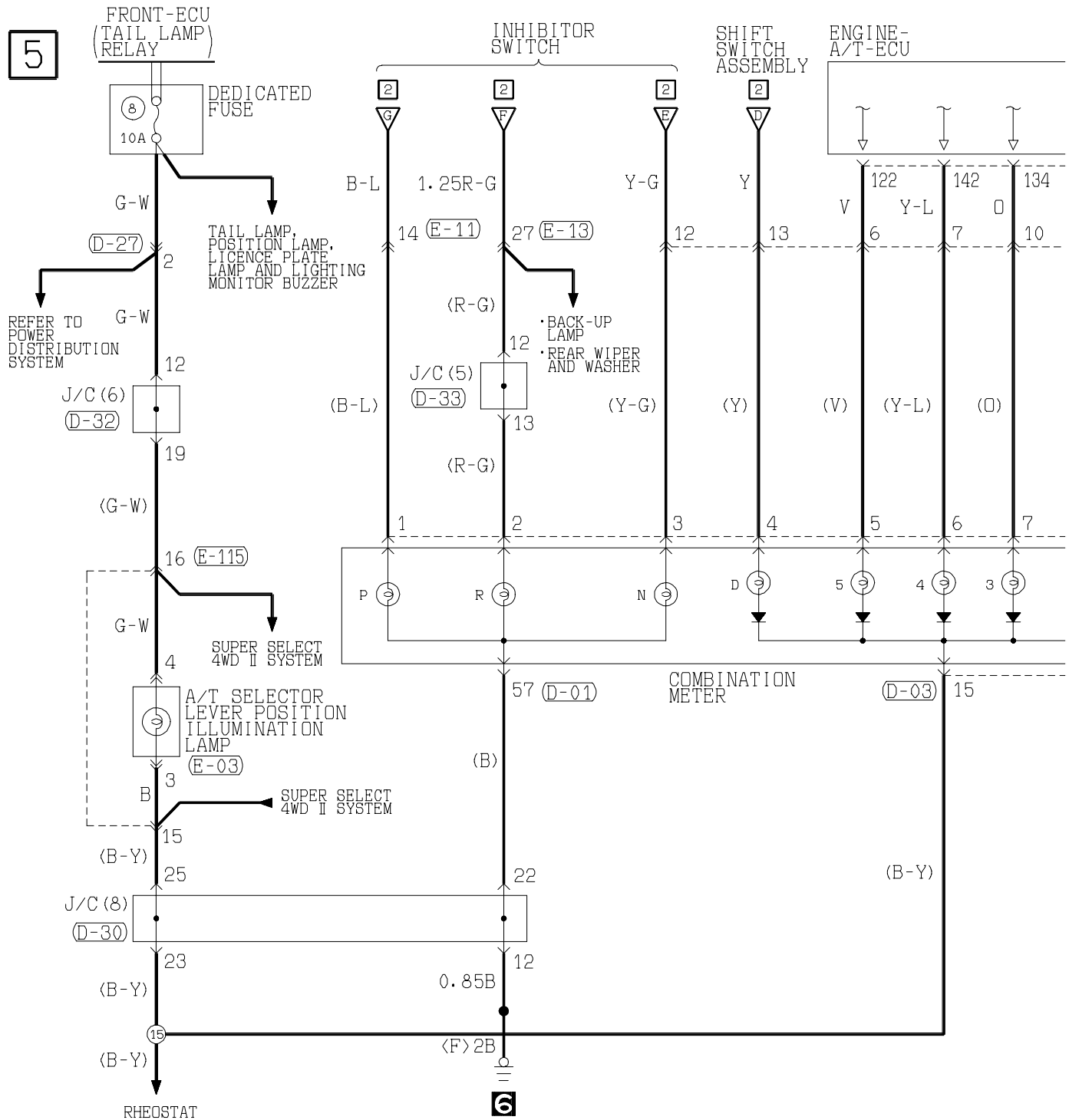
P: Pink

PR: Red

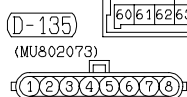
Y: Yellow

W: White

INVECS-II 5A/T <6G75-MPI (L.H. drive vehicles for Taiwan)> (CONTINUED)

Main
IndexGroup
TOCC-06
MU802653

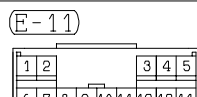
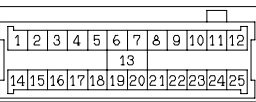
D-01

D-135
(MU802073)

E-03



D-03



D-27

Refer to P. 3-343

Refer to P. 3-343

D-30



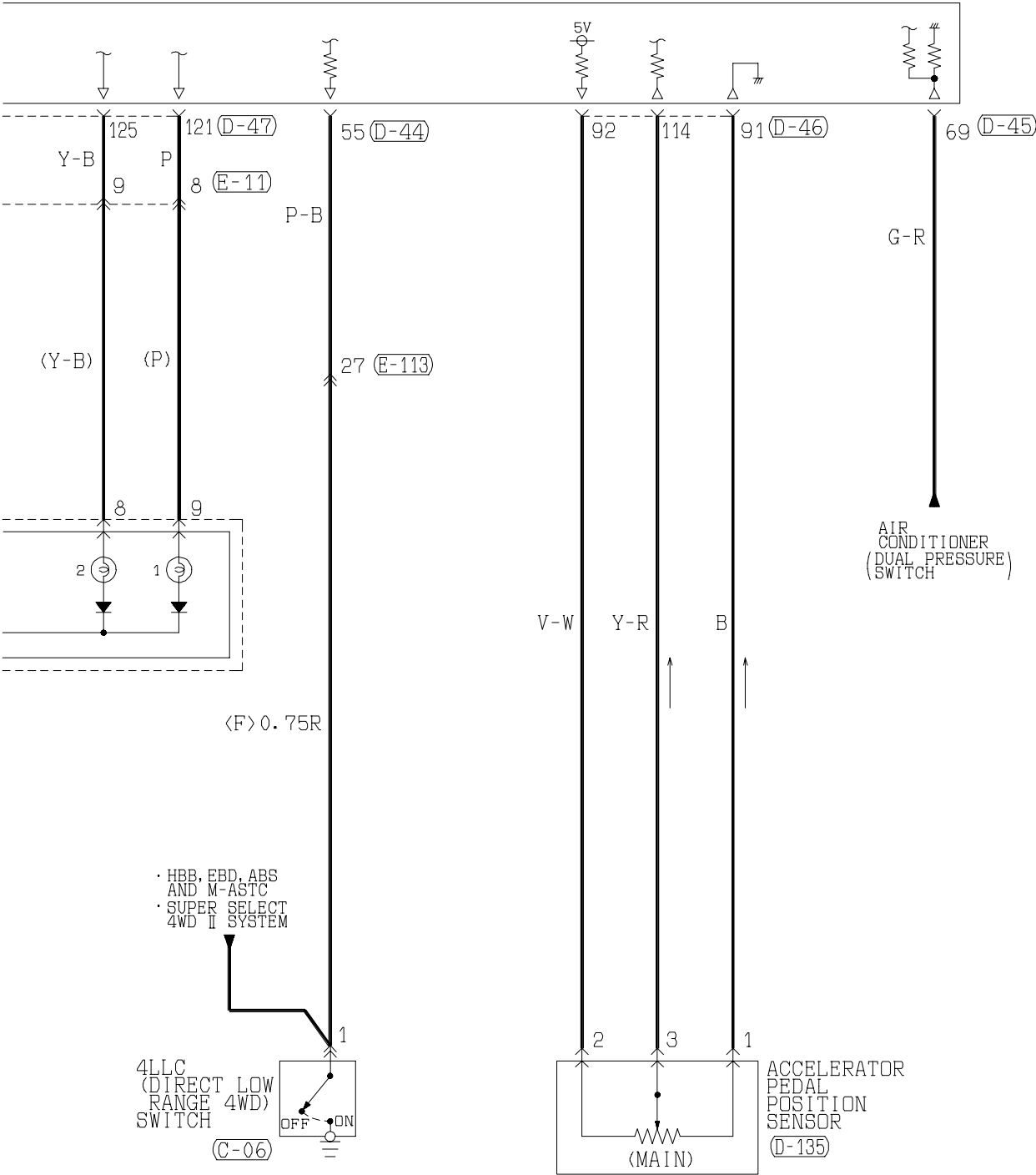
Refer to P. 3-343

D-32



H4Q07X05CA

6



(D-33)

1	2	3	4	5	6	7	8	9	10	11
12	13	14	15	16	17	18	19	20	21	22
23	24	25	26	27	28	29	30	31	32	33

(D-44)

(MU803803)										
31	32	JAE					33	34		
35	36	37	38	39	40	41	42	43		
44	45	46	47	48	49		50	51		
52	53		54	55	56		57	58		

(D-45)

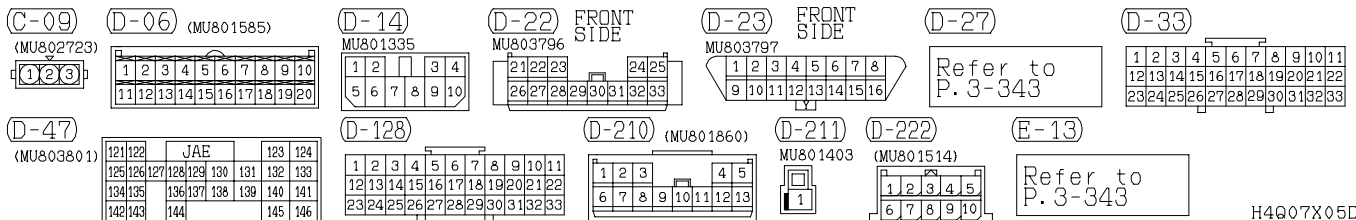
(MU803804)										
61	62	JAE				63	64			
65	66	67	68	69	70	71	72	73		
74	75	76	77	78	79	80	81	82		
83	84	85	86	87	88	89				

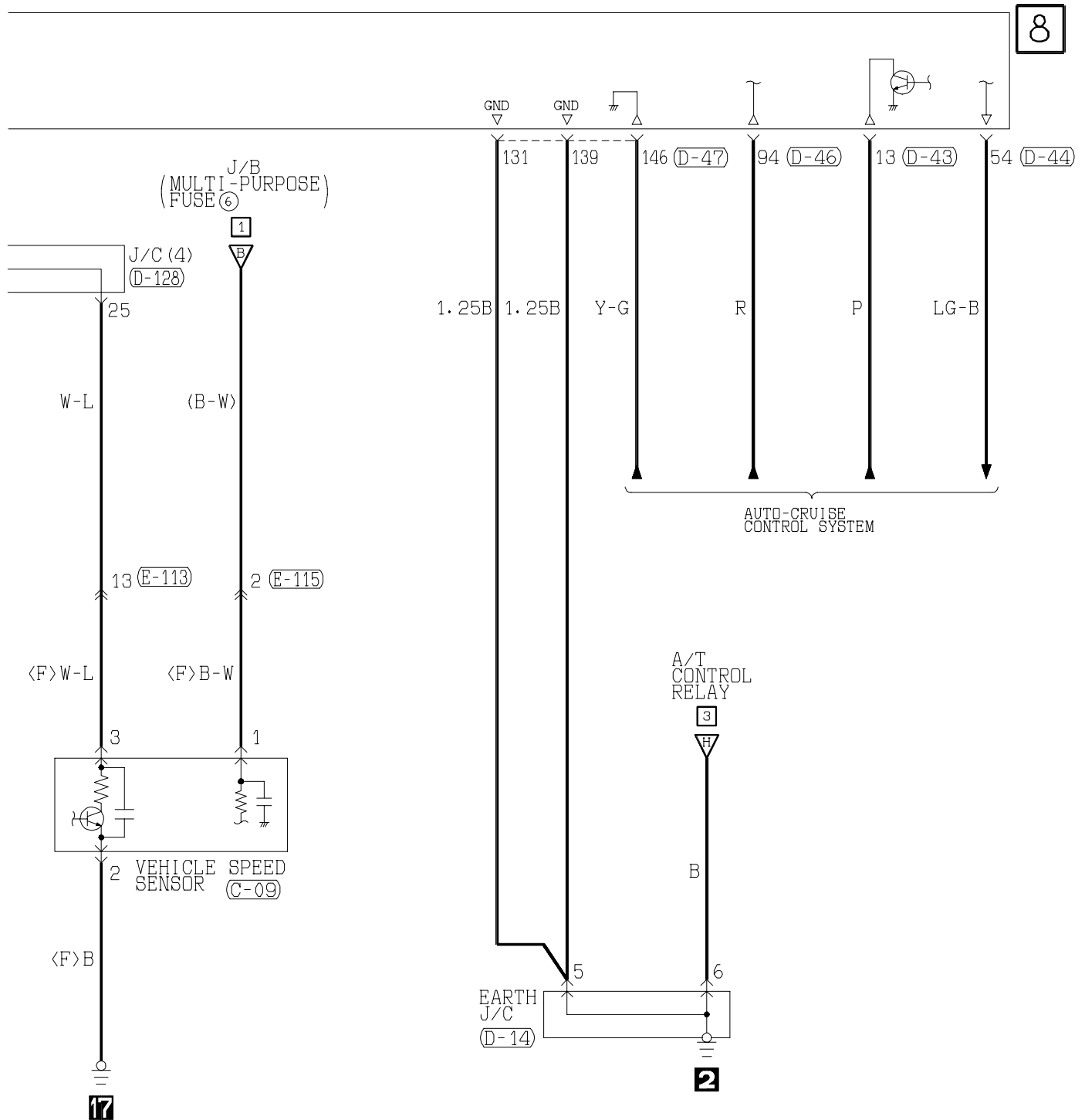
(D-46)

(MU803805)	91	92	JAE				93	94	95	
	96	97	98	99	100	101	102	103	104	
	105	106		107	108	109		110	111	112
	113	114		115	116	117		118	119	120

(D-47)

(MU803801)	121	122	JAE				123	124	
	125	126	127	128	129	130	131	132	133
	134	135		136	137	138	139	140	141
	142	143		144				145	146





(D-43)

(MU803802)

1	2	JAE	3	4
5	6	7	8	9
10	11	12	13	14
15	16	17	18	19
20	21	22	23	24
25	26	27	28	29

(D-44)

(MU803803)

31	32	JAE	33	34
35	36	37	38	39
40	41	42	43	44
45	46	47	48	49
50	51	52	53	54
55	56	57	58	59

(D-45)

(MU803804)

61	62	JAE	63	64
65	66	67	68	69
70	71	72	73	74
75	76	77	78	79
80	81	82	83	84
85	86	87	88	89

(D-46)

(MU803805)

91	92	JAE	93	94	95
96	97	98	99	100	101
102	103	104	105	106	107
108	109	110	111	112	113
114	115	116	117	118	119
120	121	122	123	124	125

(E-113)

Refer to
P.3-343

(E-115)

1	2	3
4	5	6
7	8	9
10	11	12
13	14	15
16	17	18

Wire colour code

B : Black LG : Light green

BR : Brown O : Orange

W : White SB : Sky blue

V : Violet

G : Green

GR : Gray

P : Pink

L : Blue

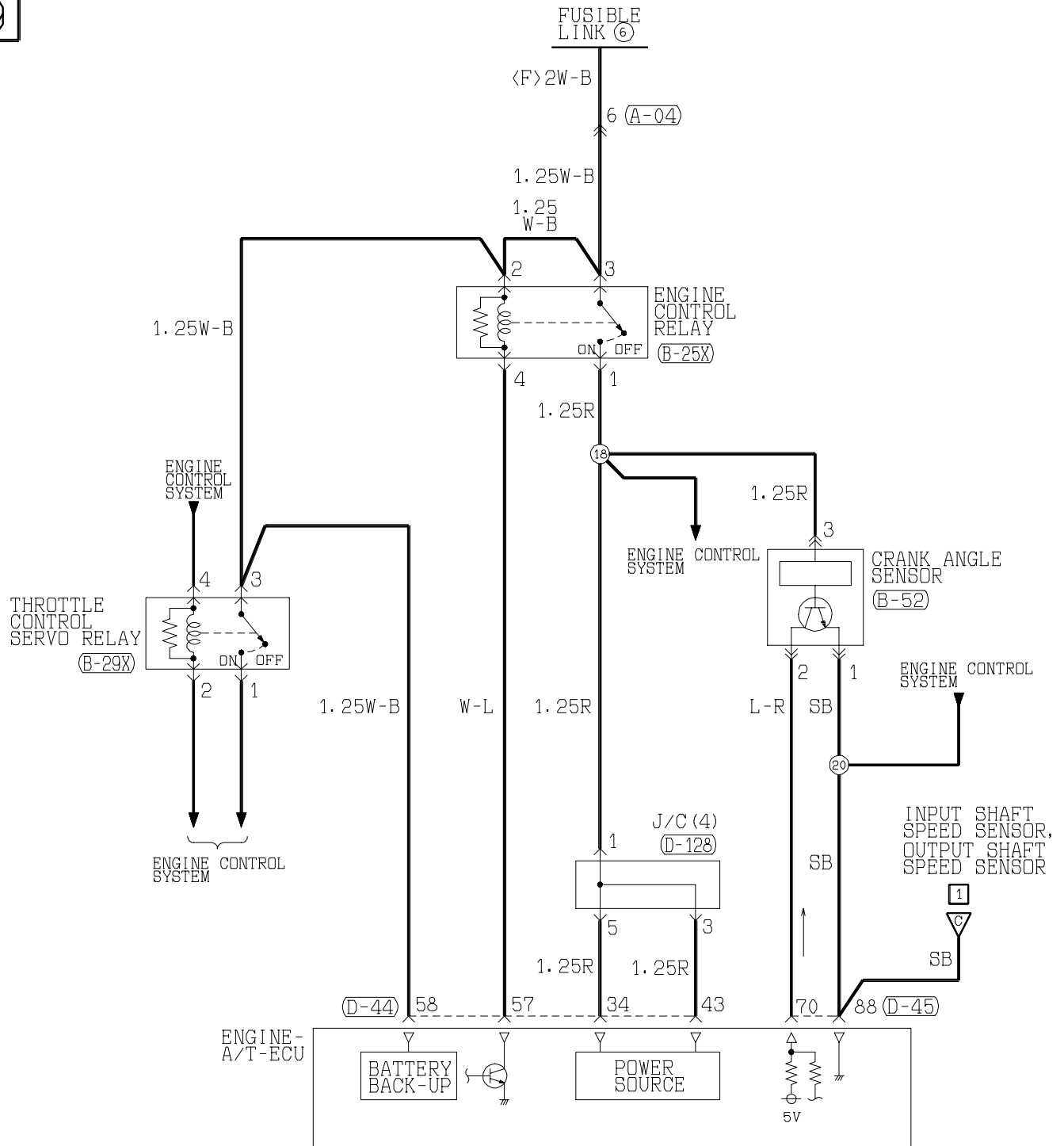
R : Red

Y : Yellow

INVECS-II 5A/T <6G75-MPI (L.H. drive vehicles for Taiwan)> (CONTINUED)

Main
IndexGroup
TOC

9



(A-04)

1	2	3	4	5	6
7	8	9	10	11	12

(B-25X)

1	2
3	4

(B-29X)

1	2
3	4

(B-52)

1	2
3	

(D-22)

1	2	3	4	5
6	7	8	9	10
11	12	13		

FRONT
SIDE

(D-39)

1	2
---	---

(D-40)

1	2	3	4	5
6	7	8	9	10
11	12			

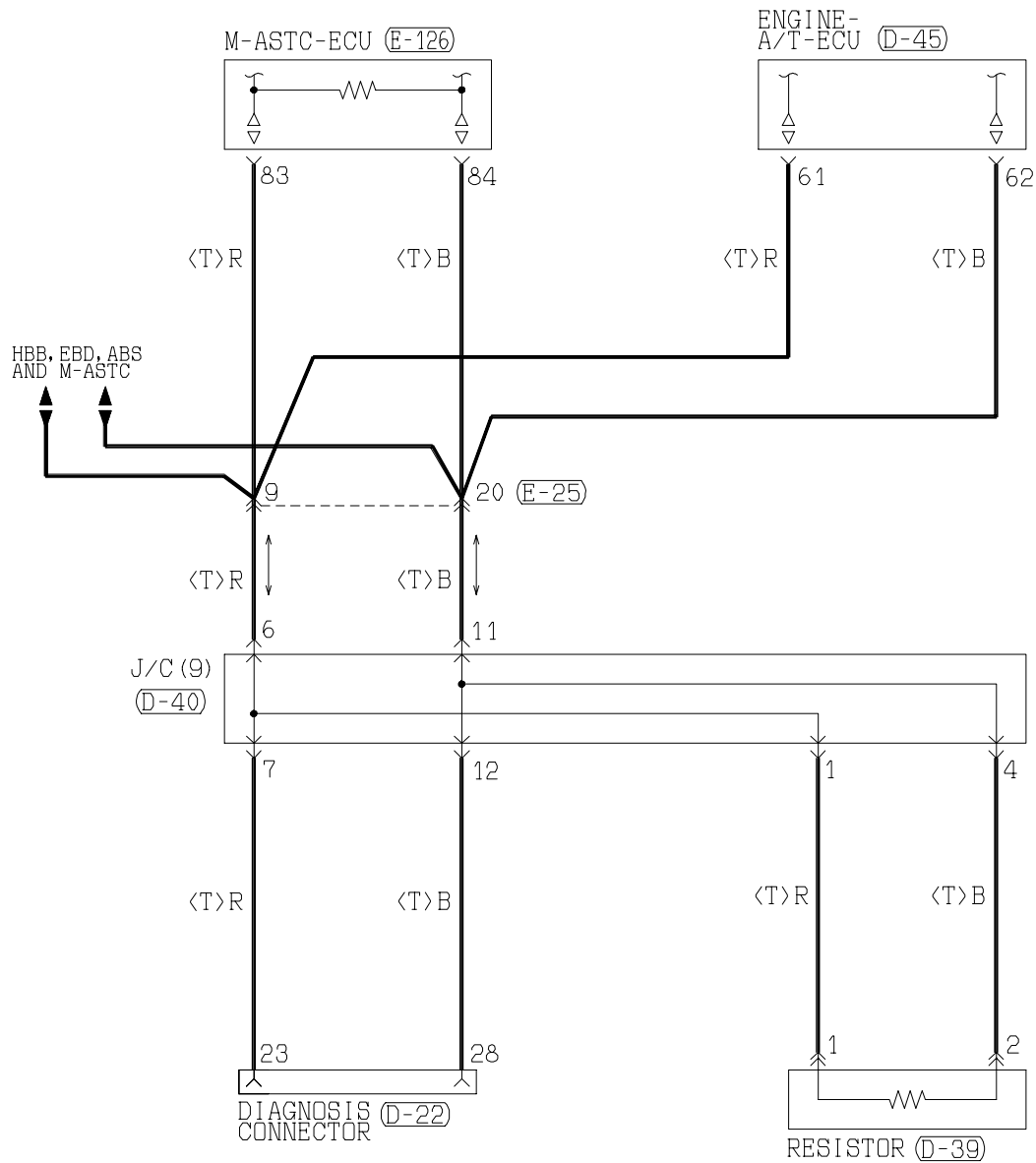
(MU801852)

(D-44)

(MU803803)

31	32	JAE	33	34
35	36	37	38	39
40	41	42	43	
44	45	46	47	48
49	50	51		
52	53	54	55	56
57	58			

10



(D-45)

(MU803804)

61	62	JAE	63	64
65	66	67	68	69
70	71	72	73	
74	75	76	77	78
79	80	81	82	
83	84	85	86	87
88	89			

(D-128)

1	2	3	4	5	6	7	8	9	10	11
12	13	14	15	16	17	18	19	20	21	22
23	24	25	26	27	28	29	30	31	32	33

(E-25)

1	2	3	4	5	6	7	8	9	10	11
12	13	14	15	16	17	18	19	20	21	22

(E-126)

71	72	73	74	75	76
77	78	79	80	81	82
83	84	85	86	87	

Wire colour code

B :Black LG:Light green

G :Green GR:Gray

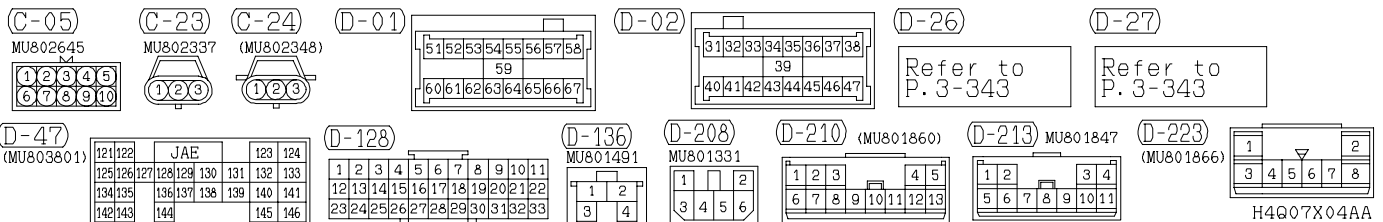
L :Blue R :Red

W :White P :Pink

Y :Yellow V :Violet

SB:Sky blue

6G75-MPI <L.H. drive vehicles (Except for Taiwan)>

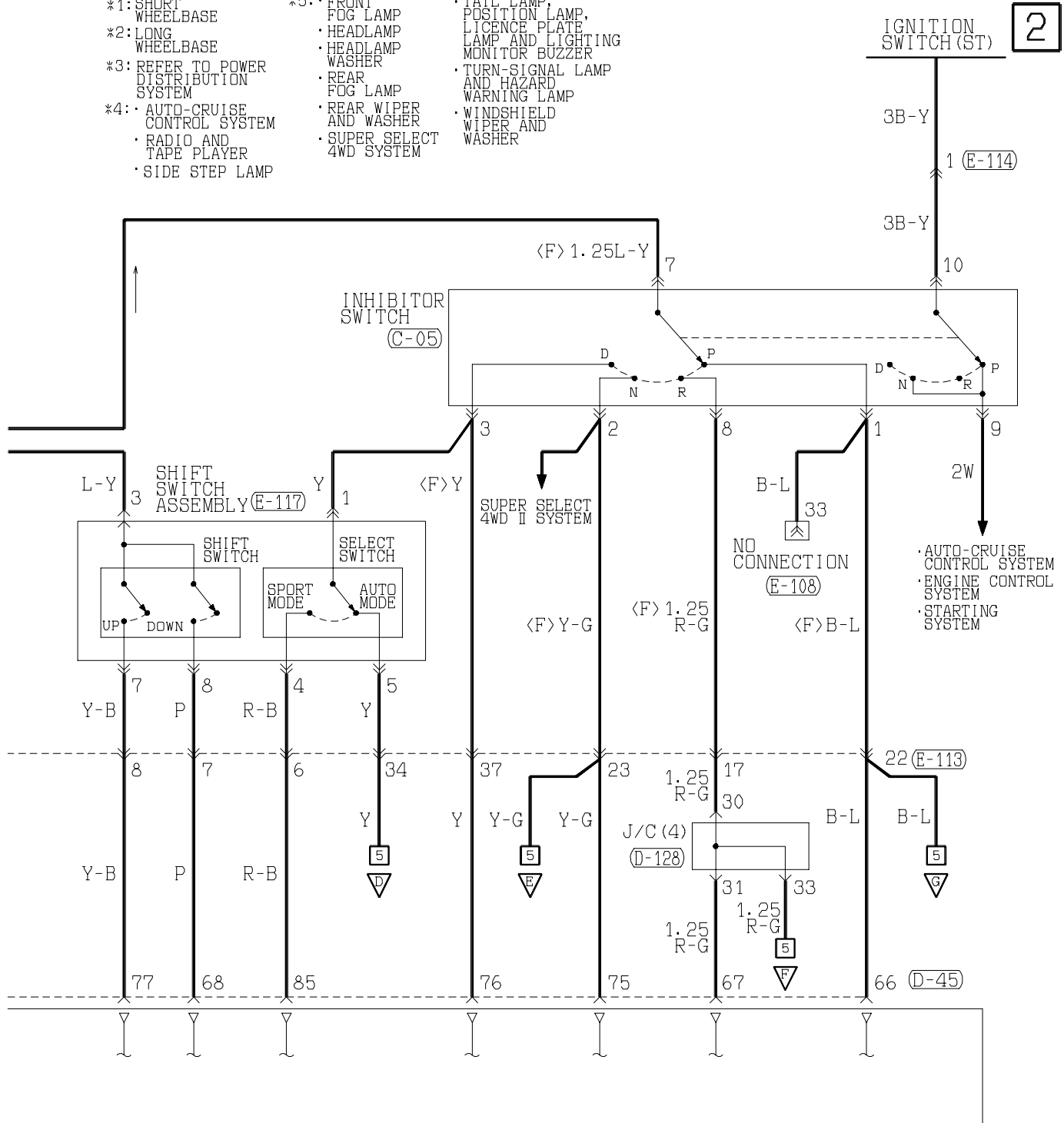


NOTE

- *1: SHORT
WHEELBASE
*2: LONG
WHEELBASE
*3: REFER TO POWER
DISTRIBUTION
SYSTEM
*4: AUTO-CRUISE
CONTROL SYSTEM
• RADIO AND
TAPE PLAYER
• SIDE STEP LAMP

- *5: • FRONT
FOG LAMP
• HEADLAMP
• HEADLAMP
WASHER
• REAR
FOG LAMP
• REAR WIPER
AND WASHER
• SUPER SELECT
4WD SYSTEM

- TAIL LAMP,
POSITION LAMP,
LICENSE PLATE
LAMP AND LIGHTING
MONITOR BUZZER
• TURN-SIGNAL LAMP
AND HAZARD
WARNING LAMP
• WINDSHIELD
WIPER AND
WASHER



(D-31)

1	2	3	4	5	6	7	8	9	10	11
12	13	14	15	16	17	18	19	20	21	22
23	24	25	26	27	28	29	30	31	32	33

(D-32)

1	2	3	4	5	6	7	8	9	10	11
12	13	14	15	16	17	18	19	20	21	22
23	24	25	26	27	28	29	30	31	32	33

(D-33)

1	2	3	4	5	6	7	8	9	10	11
12	13	14	15	16	17	18	19	20	21	22
23	24	25	26	27	28	29	30	31	32	33

(D-44)

31	32	JAE	33	34
35	36	37	38	39
40	41	42	43	
44	45	46	47	48
49	50	51		
52	53	54	55	56
57	58			

(D-45)

61	62	JAE	63	64
65	66	67	68	69
70	71	72	73	
74	75	76	77	78
79	80	81	82	
83	84	85	86	87
88	89			

(E-11)

1	2		3	4	5
6	7	8	9	10	11
12	13	14			

(E-13)

Refer to
P. 3-343

(E-108)

31	32	33	34	35	36	37	38	39	40	41
42	43	44	45	46	47	48	49	50	51	52

(E-113)

Refer to
P. 3-343

(E-114)

1

(E-115)

1

(E-117)

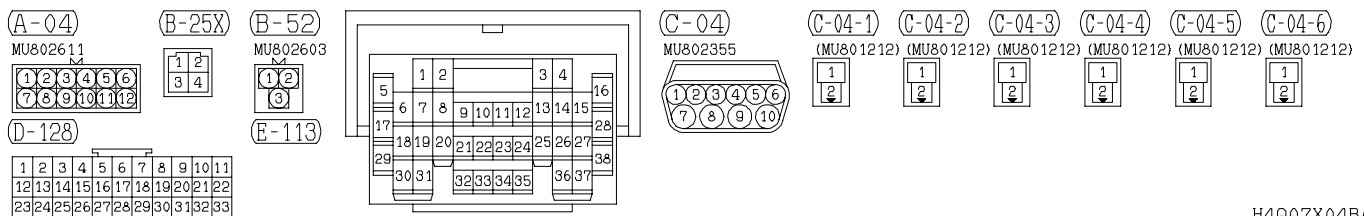
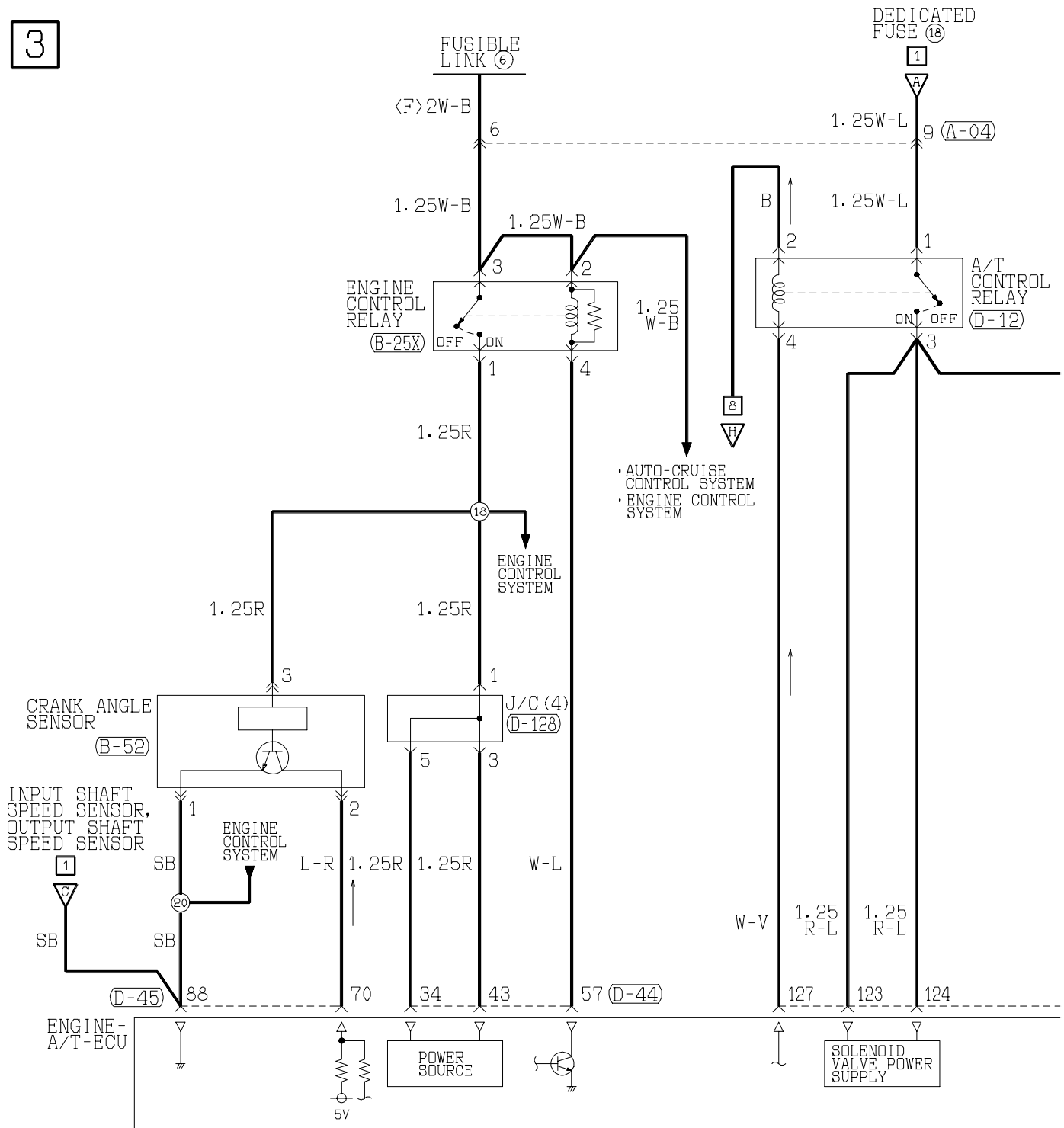
1	2	3
4	5	6
7	8	9
10	11	12
13	14	15
16		

(E-117)

1	2	3
4	5	6
7	8	9

H4Q07X04AB

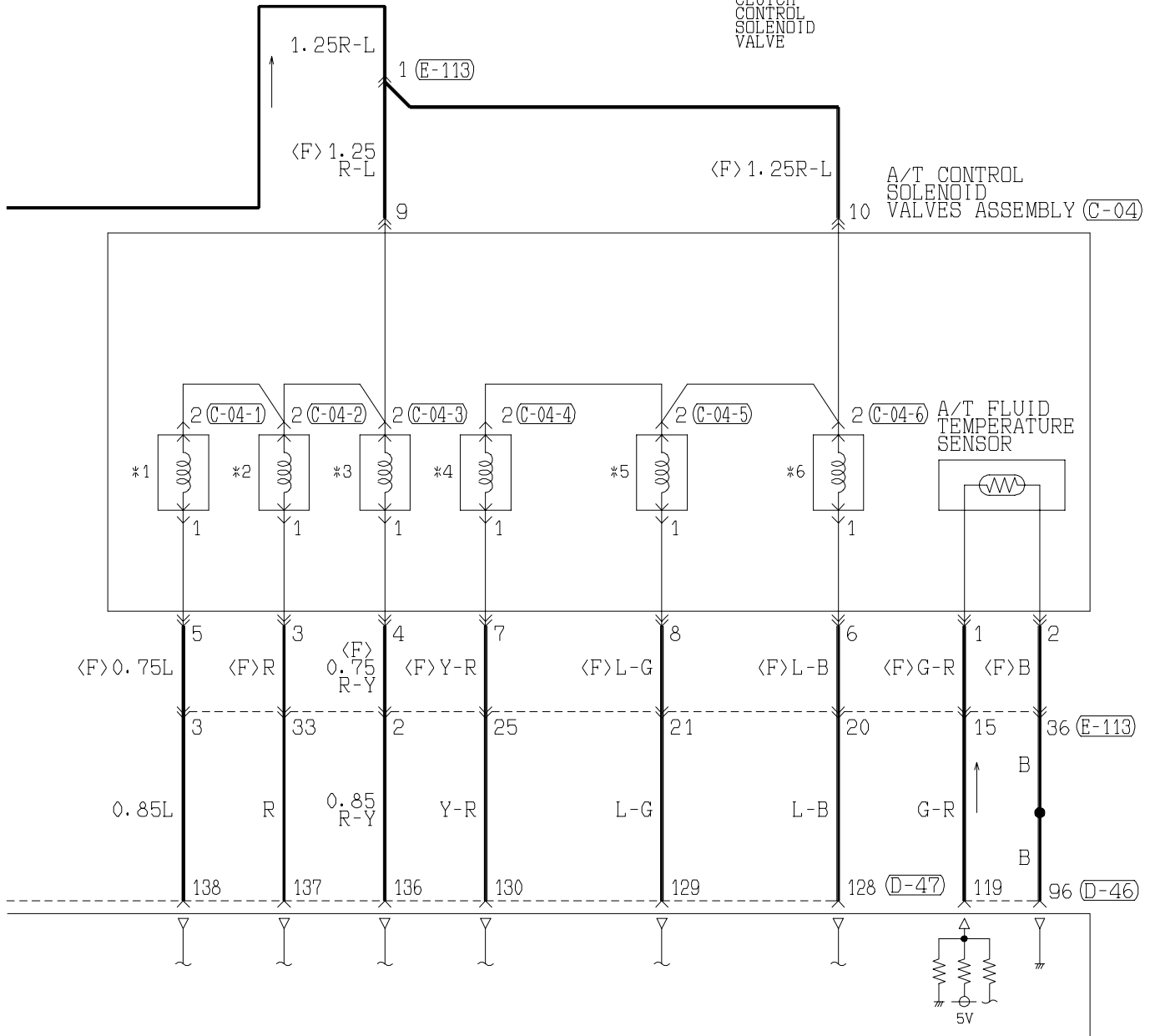
3



4

NOTE

- *1: OVERDRIVE SOLENOID VALVE
 *2: UNDERDRIVE SOLENOID VALVE
 *3: SECOND SOLENOID VALVE
 *4: DAMPER CLUTCH CONTROL SOLENOID VALVE
 *5: REDUCTION SOLENOID VALVE
 *6: LOW AND REVERSE SOLENOID VALVE



(D-12)

1	2
3	4

(D-44) (MU803803)

31	32	JAE	33	34
35	36	37	38	39
40	41	42	43	44
45	46	47	48	49
50	51	52	53	54
55	56	57	58	59

(D-45) (MU803804)

61	62	JAE	63	64
65	66	67	68	69
70	71	72	73	74
75	76	77	78	79
80	81	82	83	84
85	86	87	88	89

(D-46) (MU803805)

91	92	JAE	93	94	95
96	97	98	99	100	101
102	103	104	105	106	107
108	109	110	111	112	113
114	115	116	117	118	119
120	121	122	123	124	125

(D-47) (MU803801)

121	122	JAE	123	124
125	126	127	128	129
130	131	132	133	134
135	136	137	138	139
140	141	142	143	144
145	146	147	148	149

Wire colour code

B:Black LG:Light green

G:Green

L:Blue

W:White

Y:Yellow

SB:Sky blue

BR:Brown

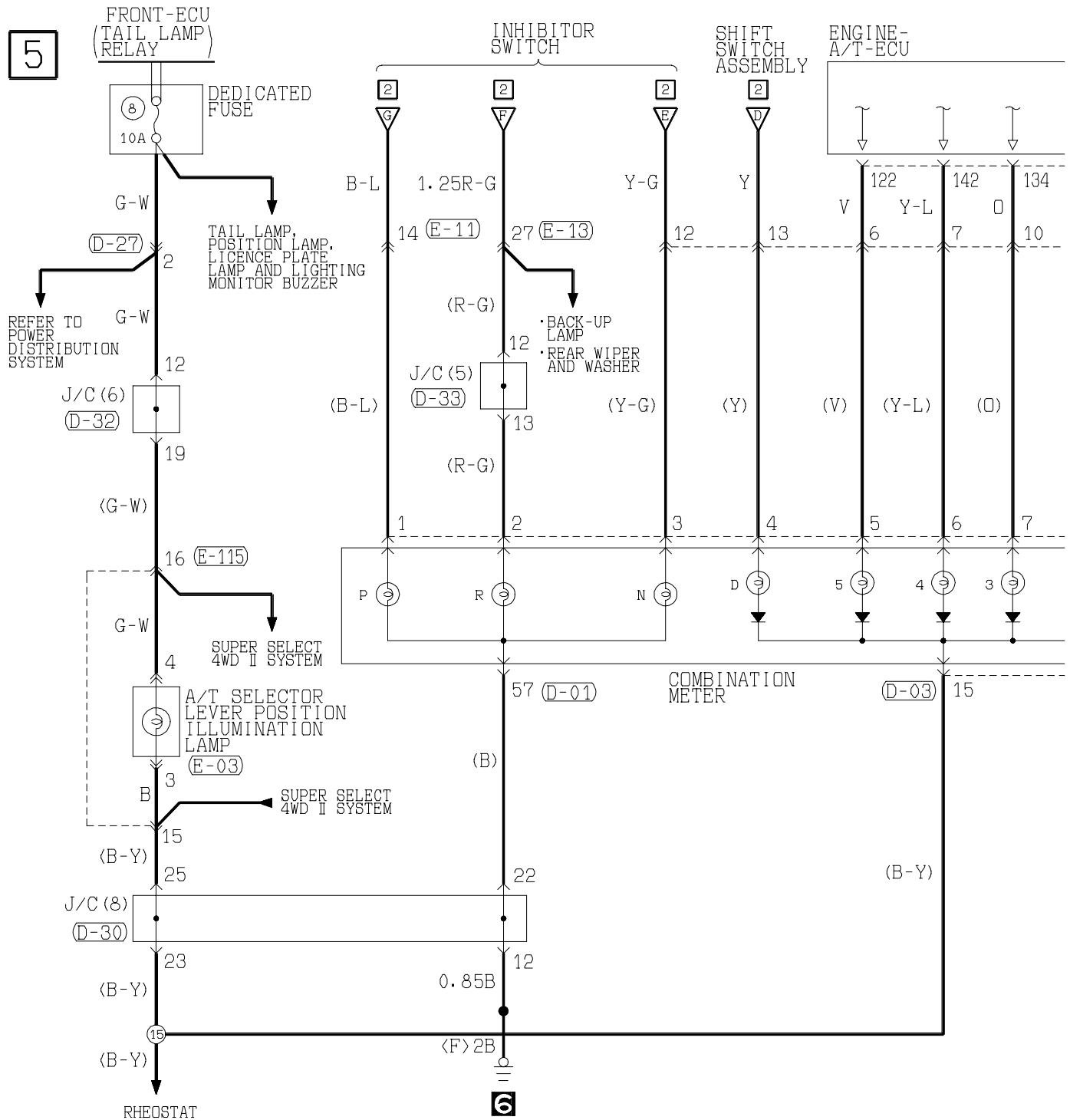
O:Orange

GR:Gray

R:Red

P:Pink

V:Violet

**INVECS-II 5A/T <6G75-MPI (L.H. drive vehicles (Except for Taiwan))>
(CONTINUED)**
Main
IndexGroup
TOCC-06
MU802653
①

D-01

51	52	53	54	55	56	57	58
59							
60	61	62	63	64	65	66	67

D-135
(MU802073)

1	2	3	4	5	6	7	8
---	---	---	---	---	---	---	---

D-03

1	2	3	4	5	6	7	8	9	10	11	12
13											
14	15	16	17	18	19	20	21	22	23	24	25

E-03
MU801445

1	2	3	4
---	---	---	---

E-11

1	2		3	4	5
6	7	8	9	10	11
12	13	14			

D-27

Refer to
P. 3-343

E-13

Refer to
P. 3-343

D-30

1	2	3	4	5	6	7	8	9	10	11
12	13	14	15	16	17	18	19	20	21	22
23	24	25	26	27	28	29	30	31	32	33

E-113

Refer to
P. 3-343

D-32

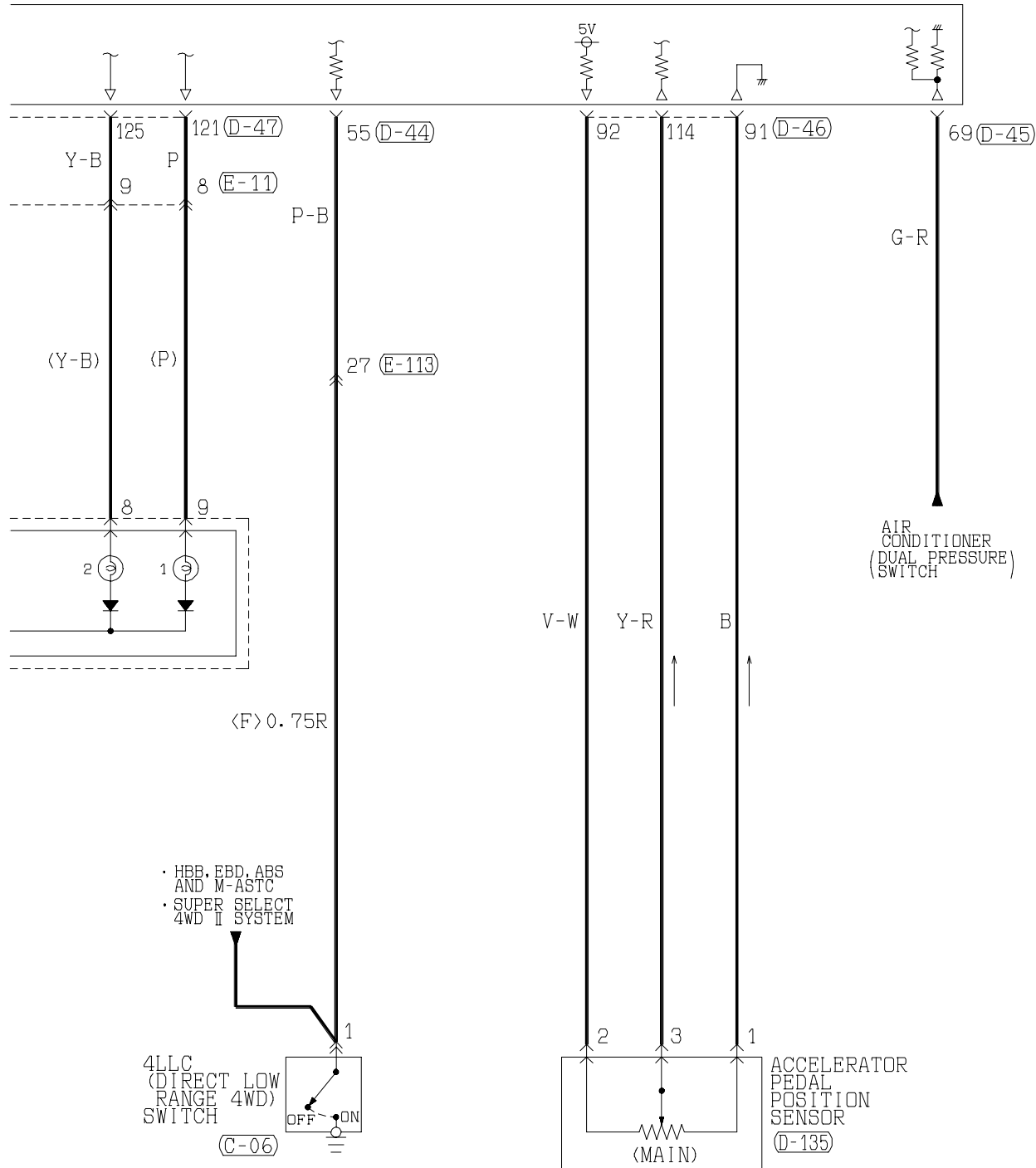
1	2	3	4	5	6	7	8	9	10	11
12	13	14	15	16	17	18	19	20	21	22
23	24	25	26	27	28	29	30	31	32	33

E-115

1	2								
4	5	6	7	8	9	10			
11	12	13					14	15	16

H4Q07X04CA

6



(D-33)

1	2	3	4	5	6	7	8	9	10	11
12	13	14	15	16	17	18	19	20	21	22
23	24	25	26	27	28	29	30	31	32	33

(D-44)

31	32	JAE	33	34
35	36	37	38	39
40	41	42	43	44
45	46	47	48	49
50	51	52	53	54
55	56	57	58	

(D-45)

61	62	JAE	63	64
65	66	67	68	69
70	71	72	73	74
75	76	77	78	79
80	81	82	83	84
85	86	87	88	89

(D-46)

91	92	JAE	93	94	95
96	97	98	99	100	101
102	103	104	105	106	107
108	109	110	111	112	113
114	115	116	117	118	119
120					

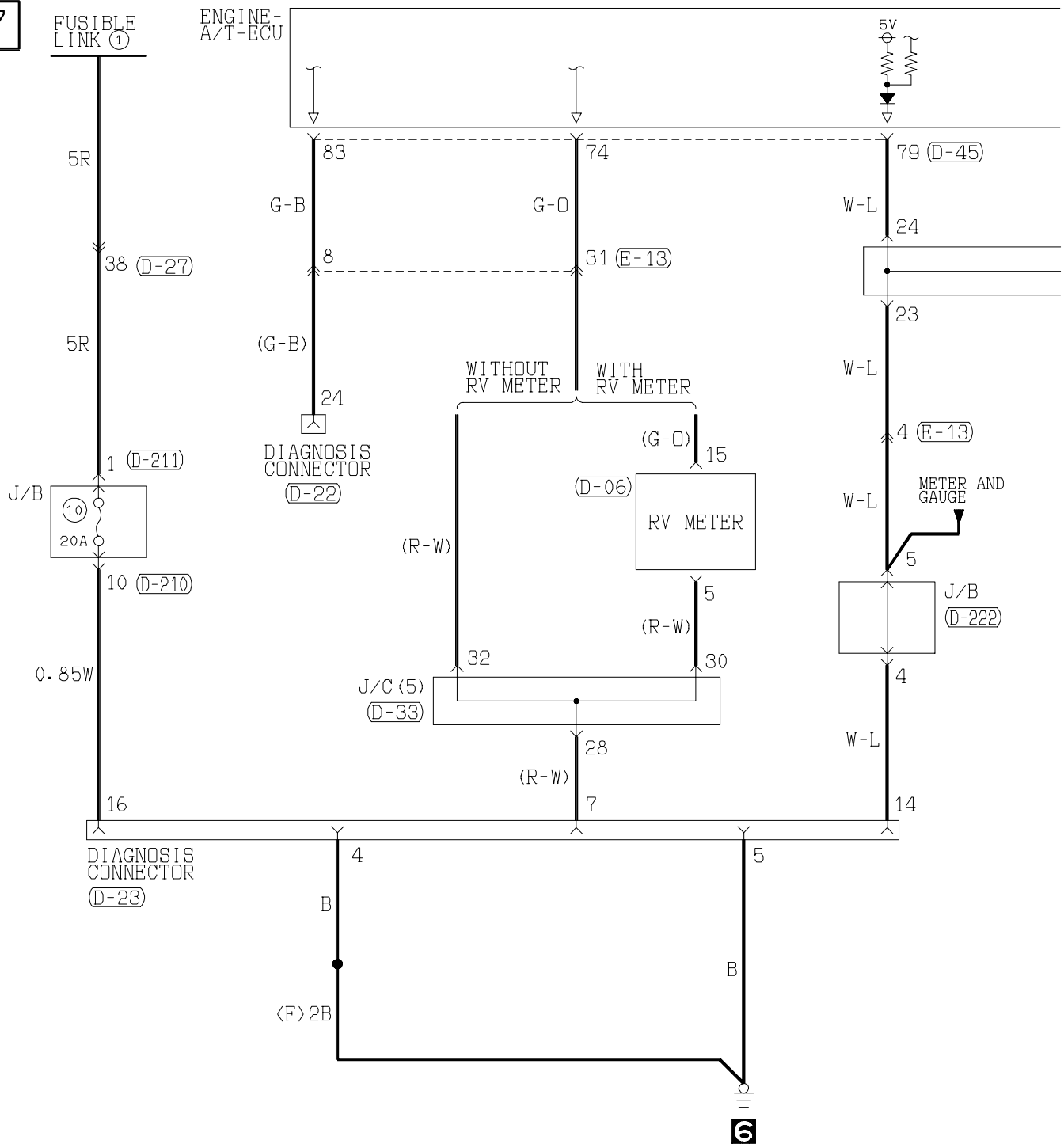
(D-47)

121	122	JAE	123	124
125	126	127	128	129
130	131	132	133	134
135	136	137	138	139
140	141	142	143	144
145	146			

Wire colour code
 B : Black LG : Light green G : Green
 BR : Brown O : Orange GR : Gray R : Red
 W : White SB : Sky blue P : Pink
 V : Violet

L : Blue
 R : Red
 Y : Yellow

7



(C-09)
(MU802723)
▽
1 2 3

D-06 (MU801585)

1	2	3	4	5	6	7	8	9	10
11	12	13	14	15	16	17	18	19	20

(D-14)

MU801335

1	2			3	4
5	6	7	8	9	10

D-22 FRONT
MU803796 SIDE

21	22	23				24	25
26	27	28	29	30	31	32	33

FRONT SIDE

D-23

MU803797

1	2	3	4	5	6	7	8
9	10	11	12	13	14	15	16

(D-27)

Refer to
P. 3-343

(D-33)

1	2	3	4	5	6	7	8	9	10	11
12	13	14	15	16	17	18	19	20	21	22
23	24	25	26	27	28	29	30	31	32	33

(D-47)
(MU803801)

121	122	JAE				123	124	
125	126	127	128	129	130	131	132	133
134	135		136	137	138	139	140	141
142	143		144				145	146

(D-128)

1	2	3	4	5	6	7	8	9	10	11
12	13	14	15	16	17	18	19	20	21	22
23	24	25	26	27	28	29	30	31	32	33

(D-210) (MU801860)

1	2	3				4	5
6	7	8	9	10	11	12	13

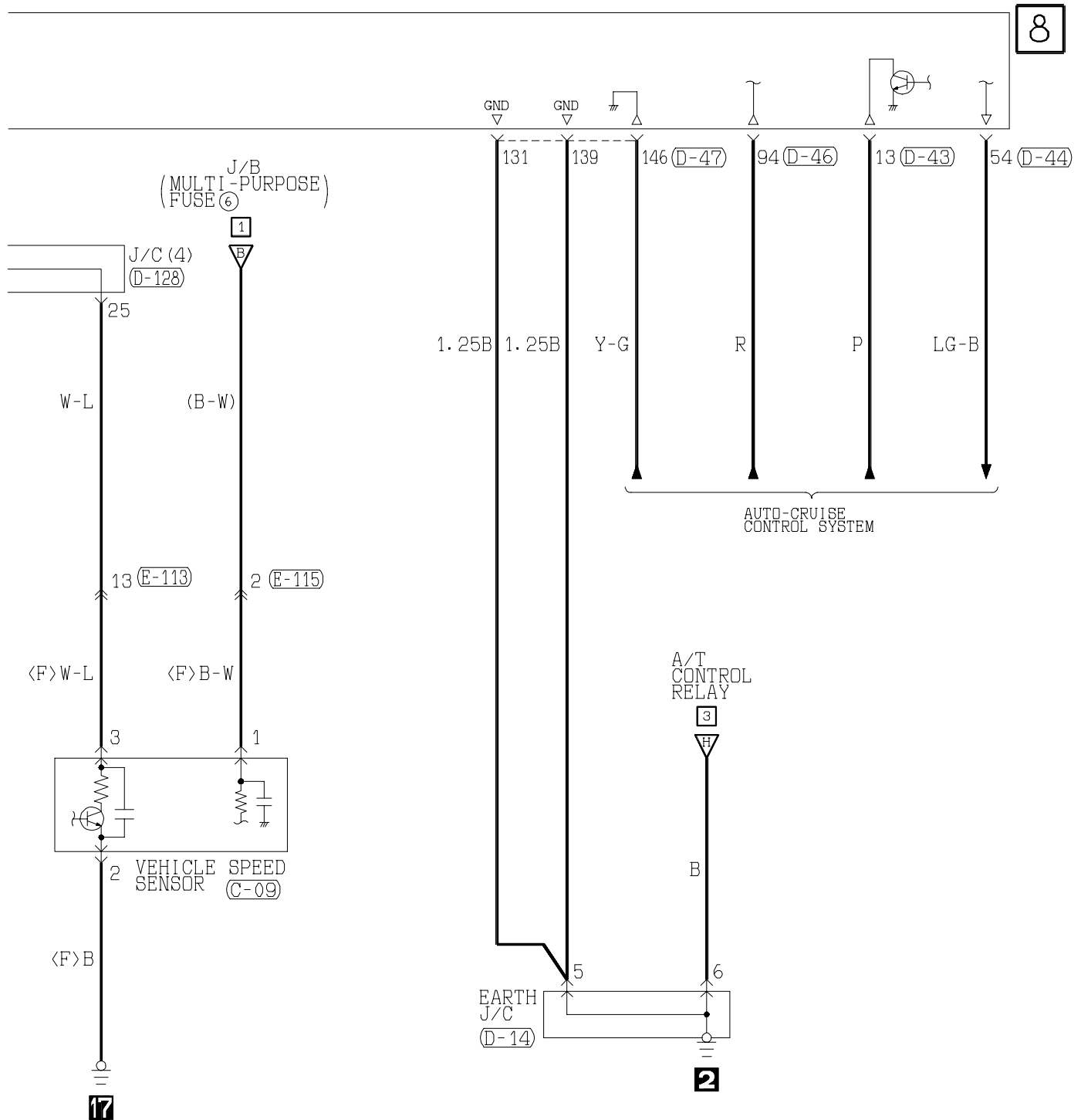
(D-211)
MU801403
1

(D-222)

(MU801514)

1	2	3	4	5
6	7	8	9	10

Refer to
P. 3-343



(D-43)

(MU803802)

1	2	JAE	3	4
5	6	7	8	9
10	11	12	13	14
15	16	17	18	19
20	21	22	23	24
25	26	27	28	29

(D-44)

(MU803803)

31	32	JAE	33	34
35	36	37	38	39
40	41	42	43	44
45	46	47	48	49
50	51	52	53	54
55	56	57	58	59

(D-45)

(MU803804)

61	62	JAE	63	64
65	66	67	68	69
70	71	72	73	74
75	76	77	78	79
80	81	82	83	84
85	86	87	88	89

(D-46)

(MU803805)

91	92	JAE	93	94
95	96	97	98	99
100	101	102	103	104
105	106	107	108	109
110	111	112	113	114
115	116	117	118	119
120	121	122	123	124

(E-113)

Refer to
P.3-343

(E-115)

1	2	3
4	5	6
7	8	9
10	11	12
13	14	15
16	17	18

Wire colour code

B : Black LG : Light green

BR : Brown O : Orange

W : White SB : Sky blue

V : Violet

G : Green

GR : Gray

P : Pink

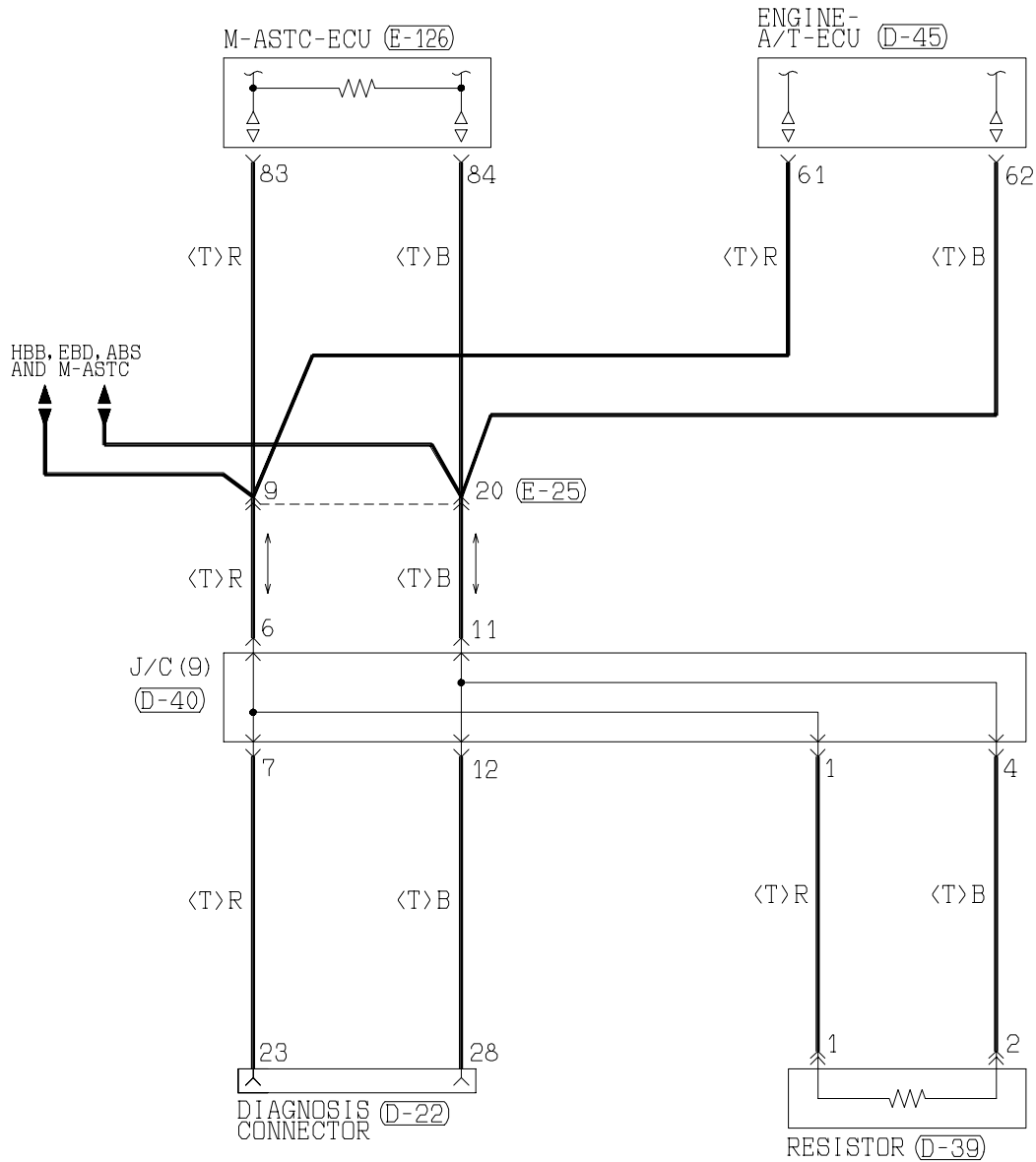
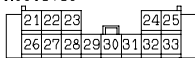
L : Blue

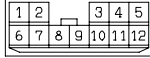
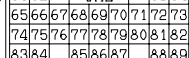
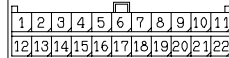
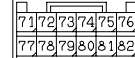
R : Red

Y : Yellow

**INVECS-II 5A/T <6G75-MPI (L.H. drive vehicles (Except for Taiwan))>
(CONTINUED)**
[Main
Index](#)
[Group
TOC](#)

9


(D-22)
FRONT
SIDE
MU803796

(D-39)

(D-40) (MU801852)

(D-45)
(MU803804)

(E-25)

(E-126)


Wire colour code

B : Black LG : Light green

G : Green GR : Gray

L : Blue R : Red

W : White P : Pink

Y : Yellow V : Violet

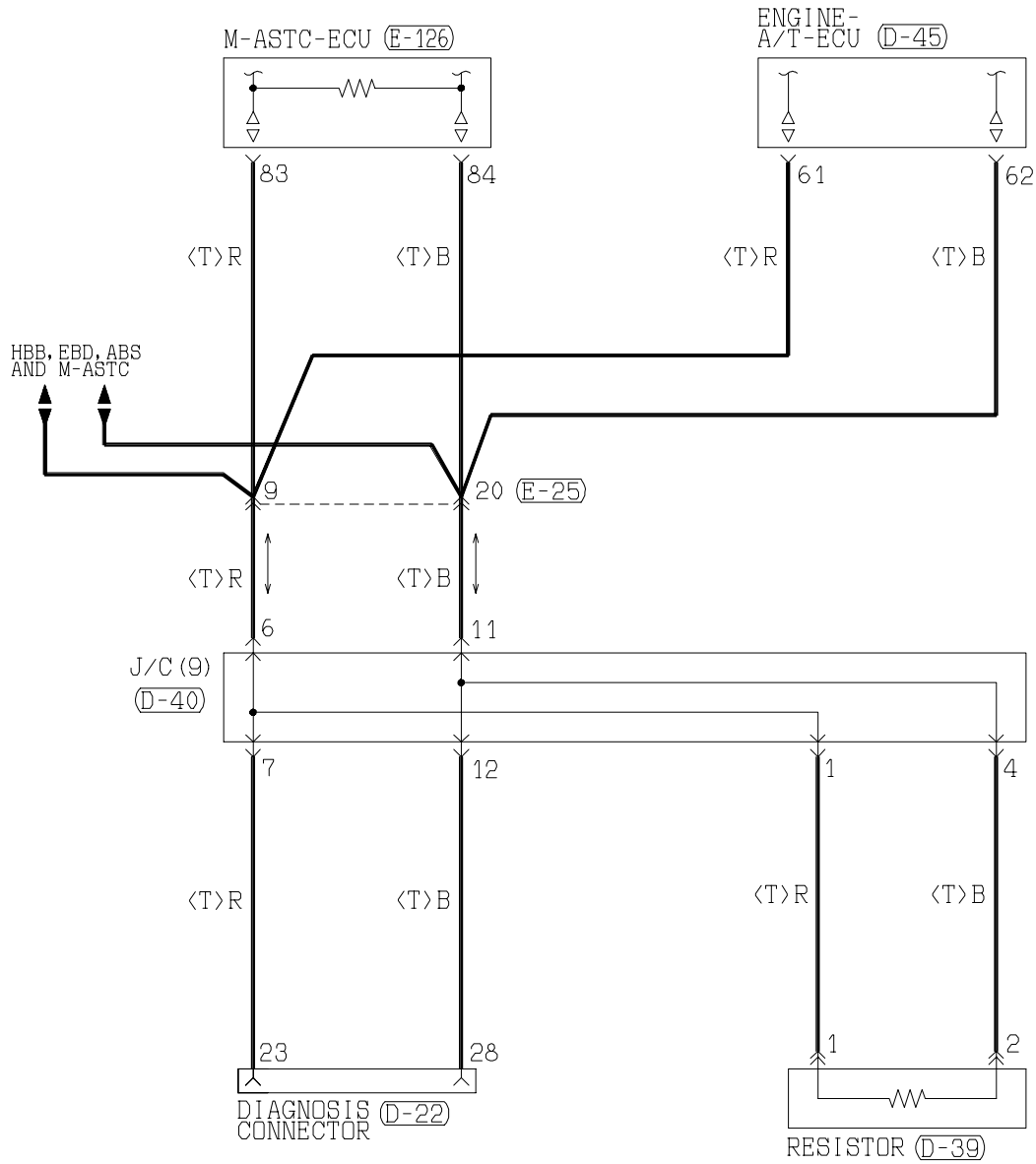
SB : Sky blue

INVECS-II 5A/T

6G75-MPI <R.H. drive vehicles>

Main
IndexGroup
TOC

1

(D-22)
MU803796FRONT
SIDE

(D-39)

(D-40) (MU801852)

(D-45)
(MU803804)

61	62	JAE	63	64
65	66	67	68	69
70	71	72	73	
74	75	76	77	78
79	80	81	82	
83	84	85	86	87
88	89			

(E-25)

1	2	3	4	5	6	7	8	9	10	11
12	13	14	15	16	17	18	19	20	21	22

(E-126)

71	72	73	74	75	76
77	78	79	80	81	82
83	84	85	86	87	

Wire colour code

B :Black LG:Light green

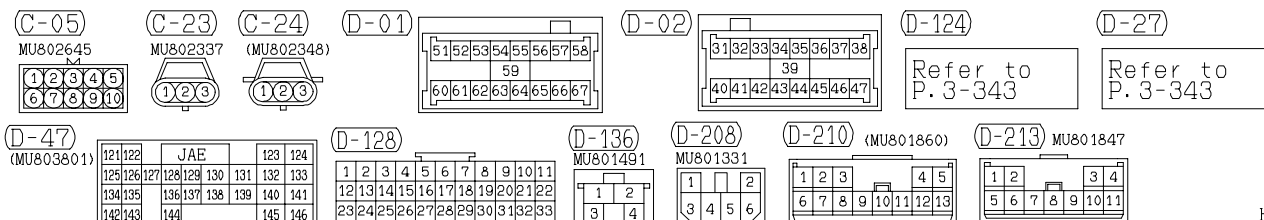
G :Green GR:Gray

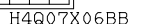
L :Blue R :Red

W :White P :Pink

Y :Yellow V :Violet

SB:Sky blue

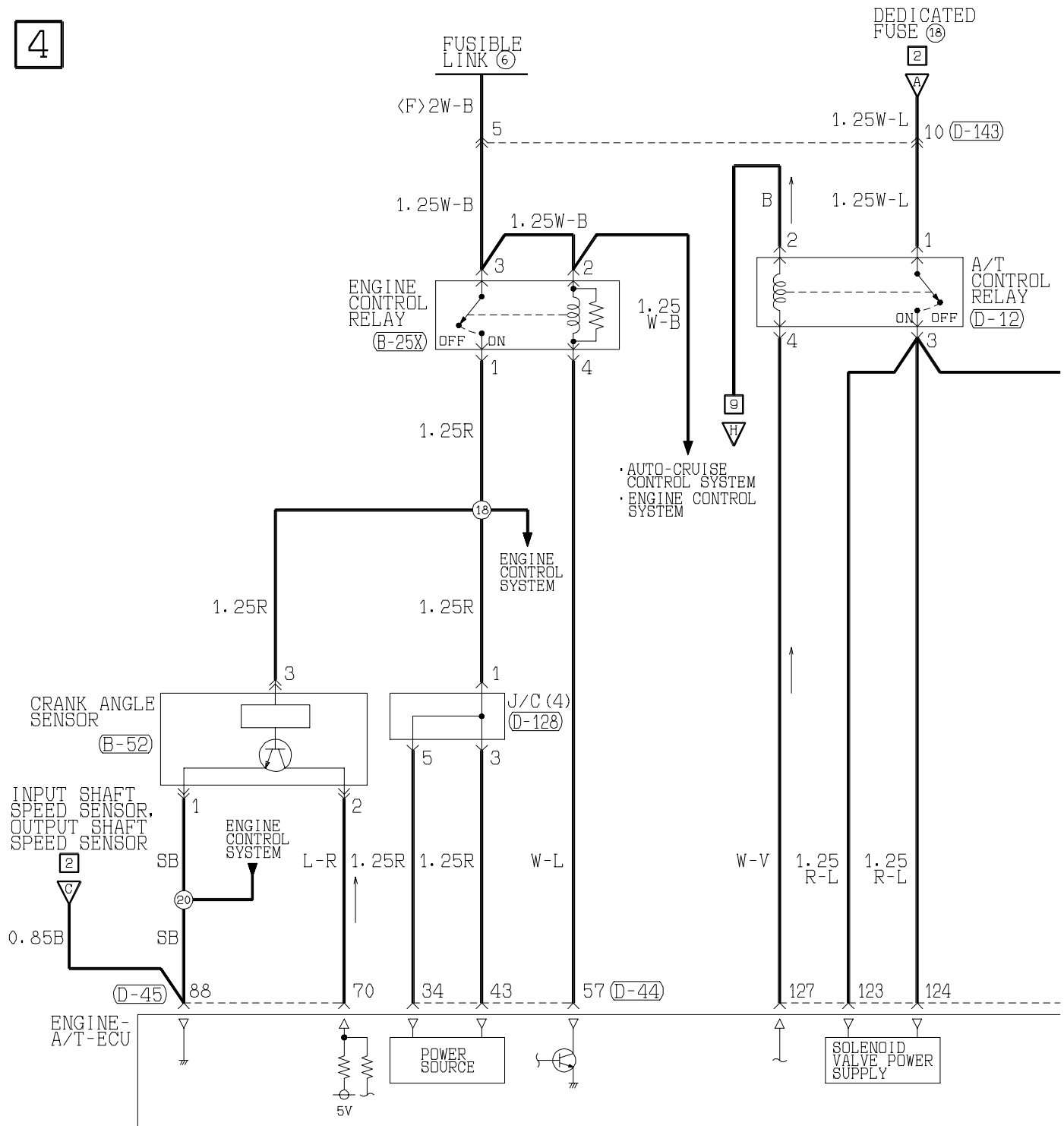




INVECS-II 5A/T <6G75-MPI (R.H. drive vehicles)> (CONTINUED)

Main
IndexGroup
TOC

4



(B-25X)

(B-52)

(C-04)

(C-04-1)

(C-04-2)

(C-04-3)

(C-04-4)

(C-04-5)

(C-04-6)

1 2 3 4

1 2 3 4 5 6 7 8 9 10

1 2 3 4 5 6 7 8 9 10

1 2 3 4 5 6 7 8 9 10

1 2 3 4 5 6 7 8 9 10

1 2 3 4 5 6 7 8 9 10

1 2 3 4 5 6 7 8 9 10

1 2 3 4 5 6 7 8 9 10

1 2 3 4 5 6 7 8 9 10

(D-128)

(D-143)

(E-113)

(E-113)

(E-113)

(E-113)

(E-113)

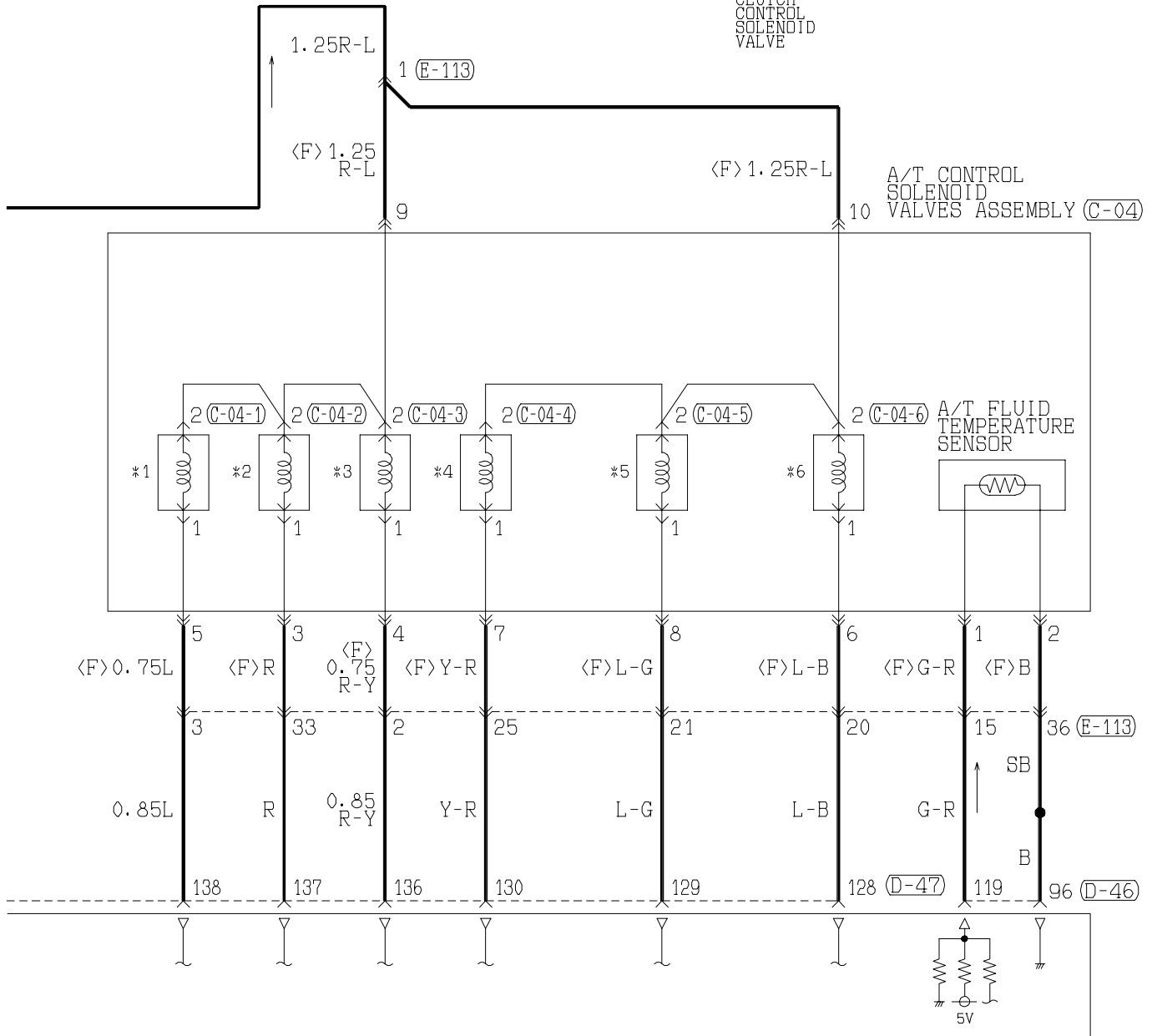
(E-113)

(E-113)

5

NOTE

- *1: OVERDRIVE SOLENOID VALVE
 *2: UNDERDRIVE SOLENOID VALVE
 *3: SECOND SOLENOID VALVE
 *4: DAMPER CLUTCH CONTROL SOLENOID VALVE
 *5: REDUCTION SOLENOID VALVE
 *6: LOW AND REVERSE SOLENOID VALVE



(D-12)

1	2
3	4

(D-44)
(MU803803)

31	32	JAE	33	34
35	36	37	38	39
40	41	42	43	44
45	46	47	48	49
50	51	52	53	54
55	56	57	58	59

(D-45)
(MU803804)

61	62	JAE	63	64
65	66	67	68	69
70	71	72	73	74
75	76	77	78	79
80	81	82	83	84
85	86	87	88	89

(D-46)
(MU803805)

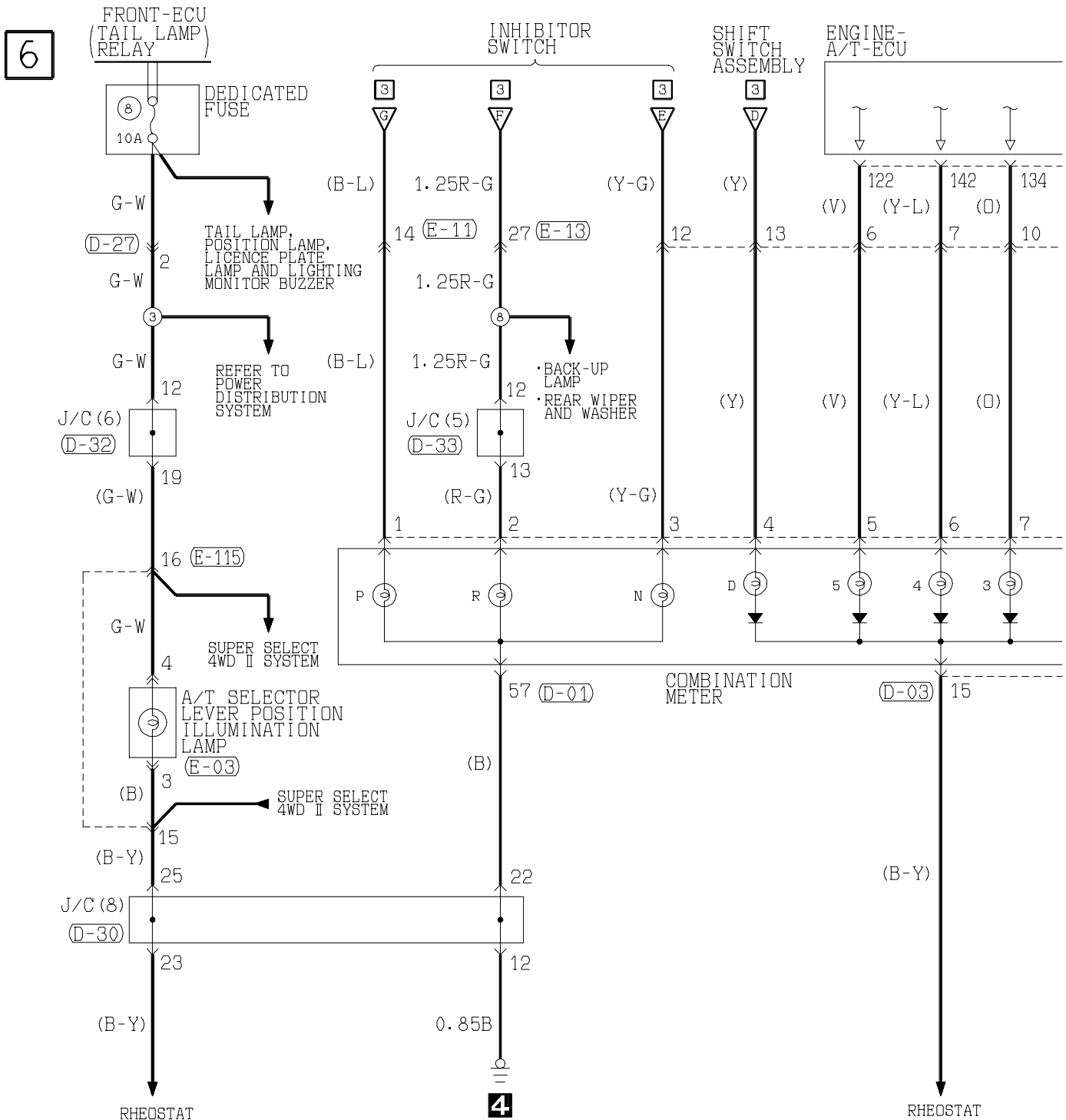
91	92	JAE	93	94	95
96	97	98	99	100	101
102	103	104	105	106	107
108	109	110	111	112	113
114	115	116	117	118	119
120	121	122	123	124	125

(D-47)
(MU803801)

121	122	JAE	123	124
125	126	127	128	129
130	131	132	133	134
135	136	137	138	139
140	141	142	143	144
145	146	147	148	149

Wire colour code
 B : Black LG: Light green G : Green L : Blue W : White Y : Yellow SB: Sky blue
 BR: Brown O : Orange GR: Gray R : Red P : Pink V : Violet

INVECS-II 5A/T <6G75-MPI (R.H. drive vehicles)> (CONTINUED)

Main
IndexGroup
TOCC-06
MU802653

D-01

D-03

1	2	3	4	5	6	7	8	9	10	11	12	
					13							
14	15	16	17	18	19	20	21	22	23	24	25	

D-27

Refer to
P. 3-343

D-30

1	2	3	4	5	6	7	8	9	10	11
12	13	14	15	16	17	18	19	20	21	22
23	24	25	26	27	28	29	30	31	32	33

D-32

1	2	3	4	5	6	7	8	9	10	11
12	13	14	15	16	17	18	19	20	21	22
23	24	25	26	27	28	29	30	31	32	33

D-135
(MU802073)

1	2	3	4	5	6	7	8
---	---	---	---	---	---	---	---

E-03
MU801445

1	2	3	4
---	---	---	---

E-11

1	2						3	4	5
6	7	8	9	10	11	12	13	14	15

E-13

Refer to
P. 3-343

E-113

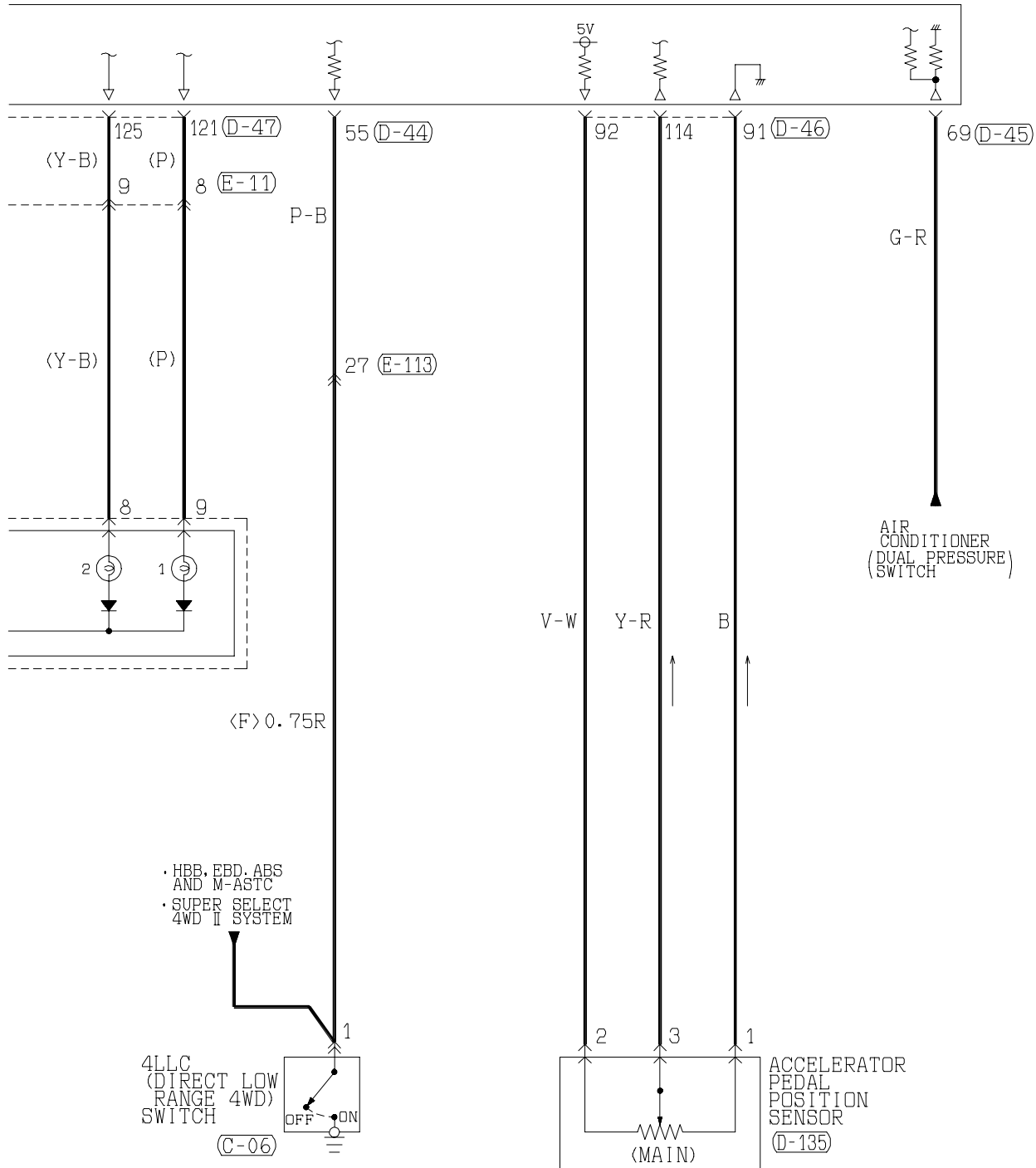
Refer to
P. 3-343

E-115

1	2	3	4	5	6	7	8	9	10
11	12	13	14	15	16	17	18	19	20

H4Q07X06DA

7



(D-33)

1	2	3	4	5	6	7	8	9	10	11
12	13	14	15	16	17	18	19	20	21	22
23	24	25	26	27	28	29	30	31	32	33

(D-44)

(MU803803)

31	32	JAE	33	34
35	36	37	38	39
40	41	42	43	
44	45	46	47	48
49	50	51		
52	53	54	55	56
57	58			

(D-45)

(MU803804)

61	62	JAE	63	64
65	66	67	68	69
70	71	72	73	
74	75	76	77	78
79	80	81	82	
83	84	85	86	87
88	89			

(D-46)

(MU803805)

91	92	JAE	93	94	95
96	97	98	99	100	101
102	103	104			
105	106	107	108	109	110
111	112	113	114	115	116
117	118	119	120		

(D-47)

(MU803801)

121	122	JAE	123	124
125	126	127	128	129
130	131	132	133	
134	135	136	137	138
139	140	141		
142	143	144	145	146

Wire colour code

B : Black LG: Light green

G : Green

L : Blue

W : White

Y : Yellow

SB: Sky blue

BR: Brown O : Orange

GR: Gray

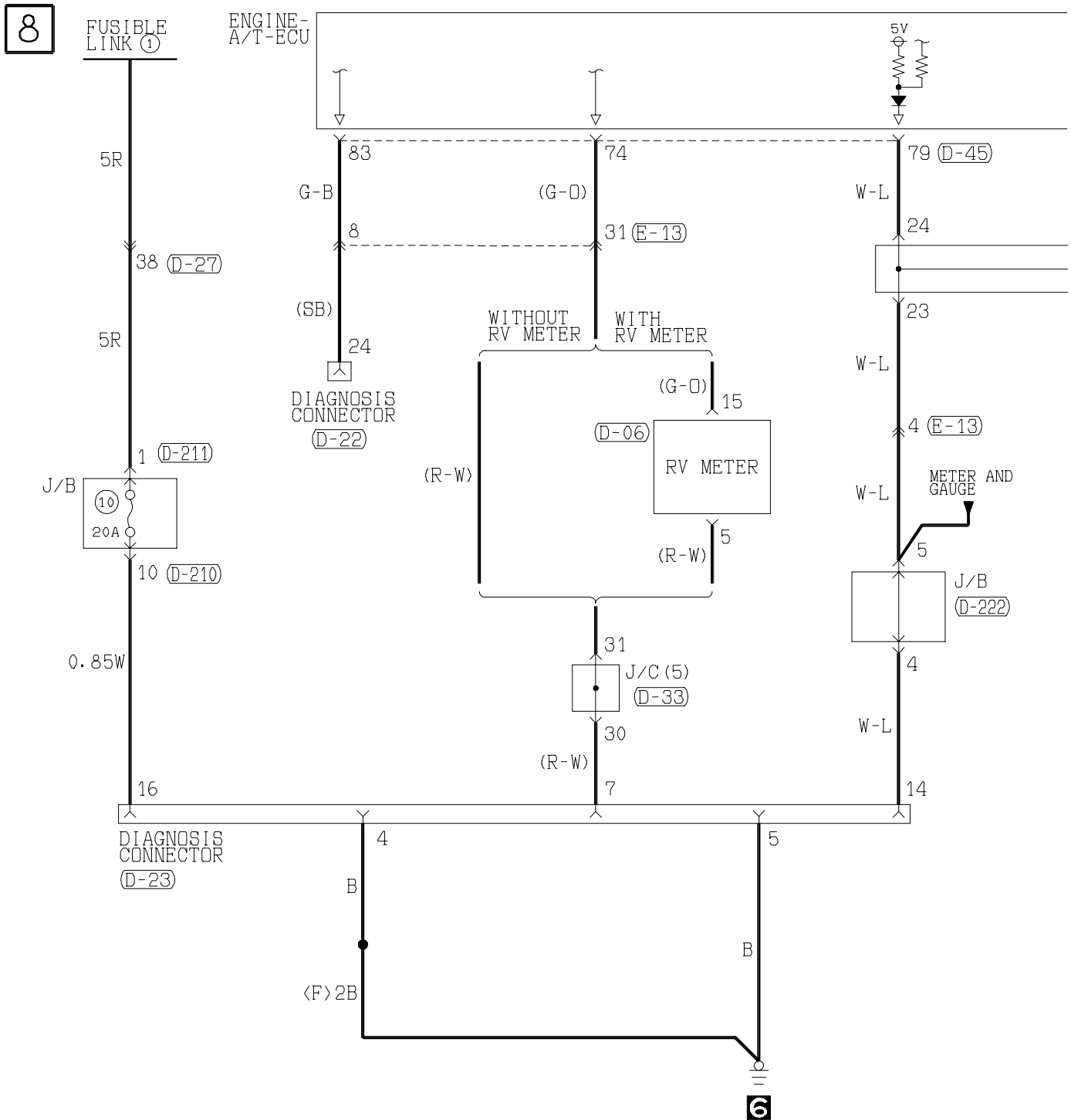
R : Red

P : Pink

V : Violet

H4Q07X06DB

INVECS-II 5A/T <6G75-MPI (R.H. drive vehicles)> (CONTINUED)

Main
IndexGroup
TOC

(C-09)

(MU802723)

① ② ③

(D-06) (MU801585)

1	2	3	4	5	6	7	8	9	10
11	12	13	14	15	16	17	18	19	20

(D-14)

MU801335

1	2	3	4
5	6	7	8

(D-22) FRONT SIDE

MU803796

21	22	23	24	25
26	27	28	29	30

(D-23) FRONT SIDE

MU803797

1	2	3	4	5	6	7	8
9	10	11	12	13	14	15	16

(D-27)

Refer to P.3-343

(D-31)

1	2	3	4	5	6	7	8	9	10	11
12	13	14	15	16	17	18	19	20	21	22

(D-47)

(MU803801)

121	122	JAE	123	124
125	126	127	128	129
130	131	132	133	134
135	136	137	138	139
140	141	142	143	144
145	146			

(D-128)

1	2	3	4	5	6	7	8	9	10	11
12	13	14	15	16	17	18	19	20	21	22
23	24	25	26	27	28	29	30	31	32	33

(D-210) (MU801860)

1	2	3	4	5
6	7	8	9	10
11	12	13		

(D-211)

MU801403

1

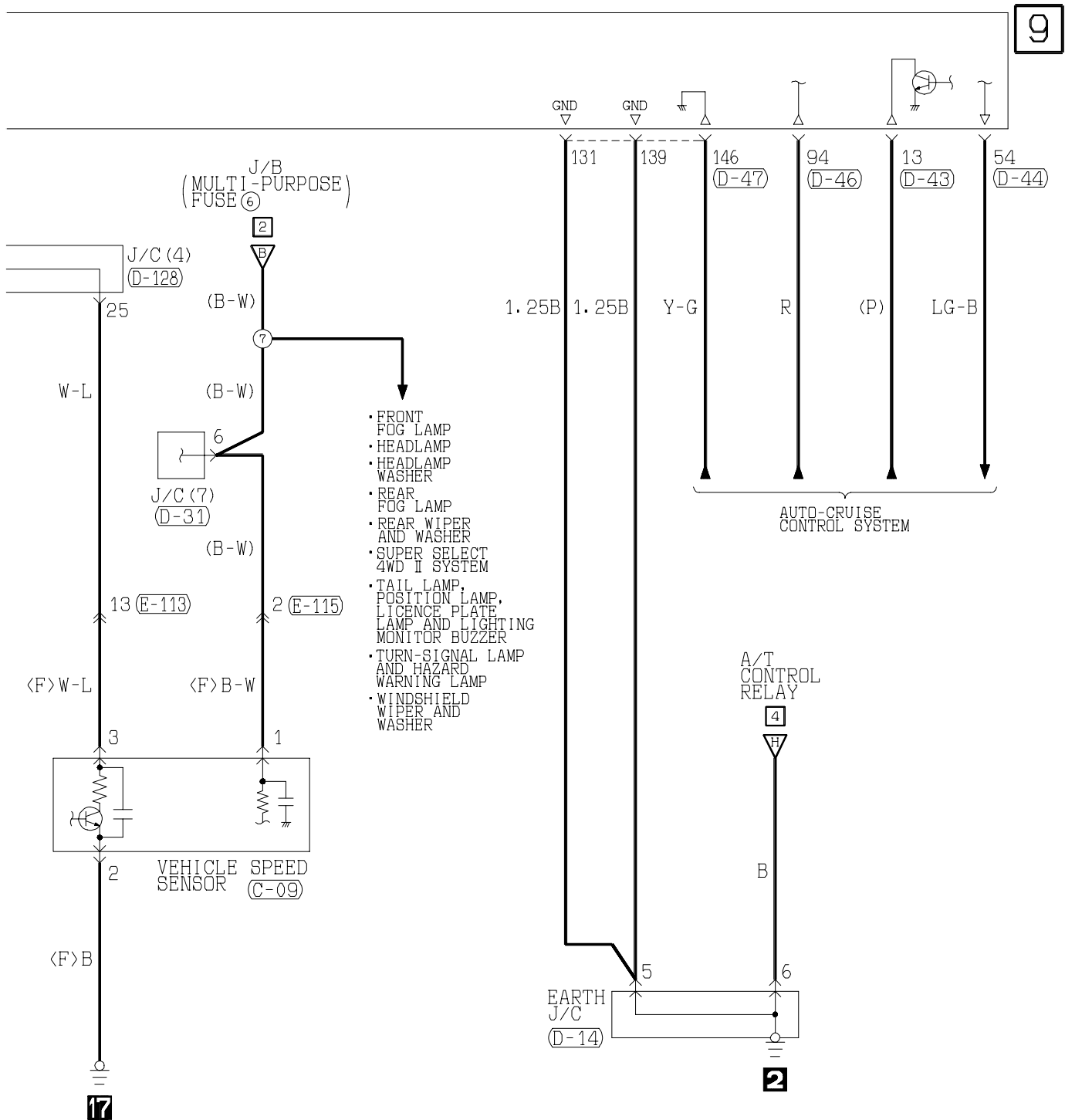
(D-222)

(MU801514)

1	2	3	4	5
6	7	8	9	10

(E-13)

Refer to P.3-343



(D-33)

1	2	3	4	5	6	7	8	9	10	11
12	13	14	15	16	17	18	19	20	21	22
23	24	25	26	27	28	29	30	31	32	33

(E-113)

Refer to
P. 3-343

(E-115)

1	2	3
4	5	6
7	8	9
10	11	12
13	14	15
16	17	18

(D-43)

(MU803802)

1	2	JAE	3	4
5	6	7	8	9
10	11	12	13	14
15	16	17	18	19
20	21	22	23	24
25	26	27	28	29

(D-44)

(MU803803)

31	32	JAE	33	34
35	36	37	38	39
40	41	42	43	44
45	46	47	48	49
50	51	52	53	54
55	56	57	58	59

(D-45)

(MU803804)

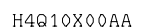
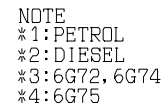
61	62	JAE	63	64
65	66	67	68	69
70	71	72	73	74
75	76	77	78	79
80	81	82	83	84
85	86	87	88	89

(D-46)

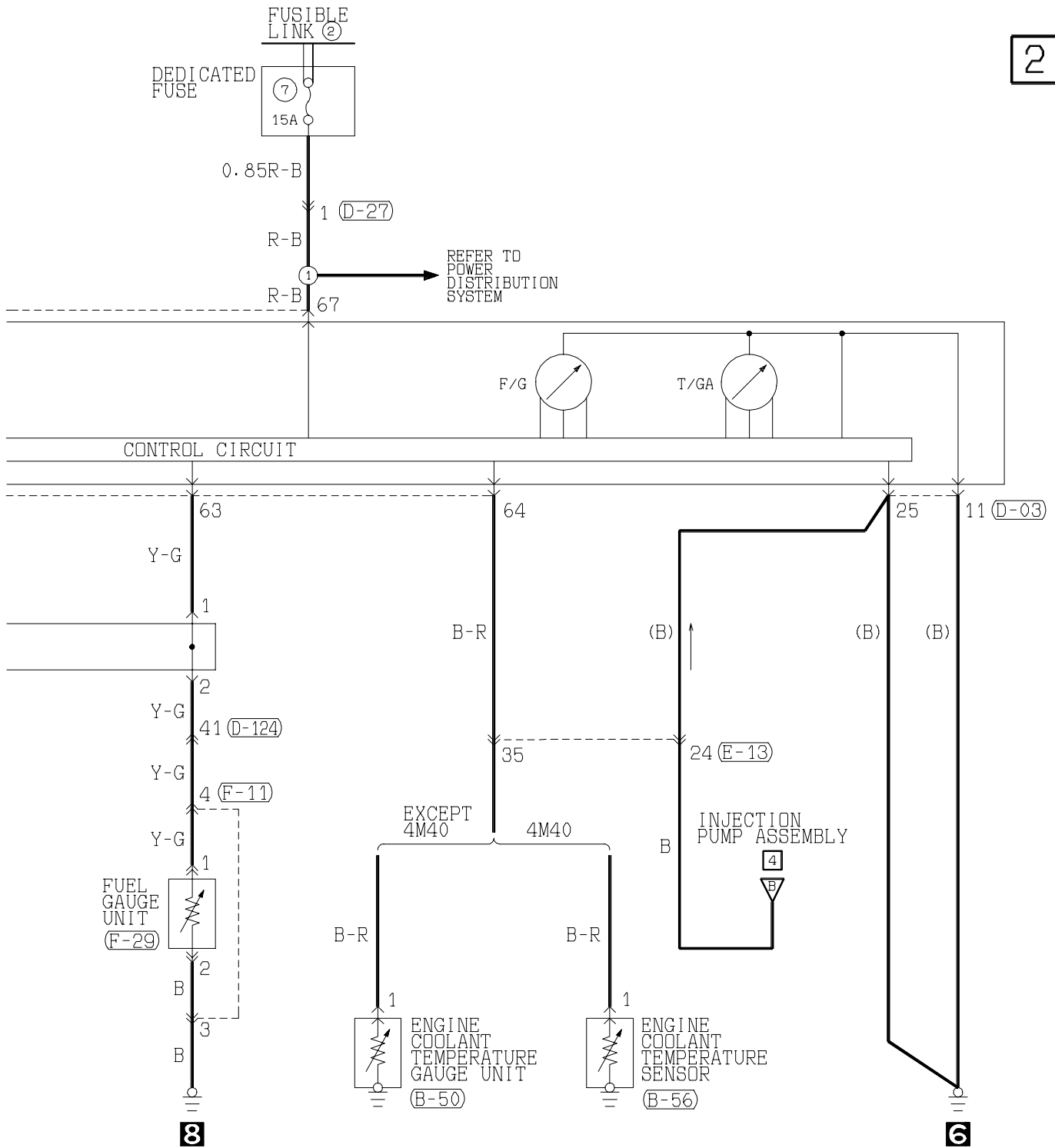
(MU803805)

91	92	JAE	93	94	95
96	97	98	99	100	101
102	103	104	105	106	107
108	109	110	111	112	113
114	115	116	117	118	119
120	121	122	123	124	125

R.H. drive vehicles



2



(D-33)

1	2	3	4	5	6	7	8	9	10	11
12	13	14	15	16	17	18	19	20	21	22
23	24	25	26	27	28	29	30	31	32	33

(D-124)

Refer to
P. 3-343

(D-128)

1	2	3	4	5	6	7	8	9	10	11
12	13	14	15	16	17	18	19	20	21	22
23	24	25	26	27	28	29	30	31	32	33

(D-208)

MU801331

1	2
3	4
5	6

(D-210)

(MU801860)

1	2	3	4	5
6	7	8	9	10
11	12	13		

(D-213)

MU801847

1	2	3	4
5	6	7	8
9	10	11	

(F-29)

MU802337



Wire colour code

B : Black LG : Light green

G : Green GR : Gray

L : Blue R : Red

W : White P : Pink

Y : Yellow V : Violet

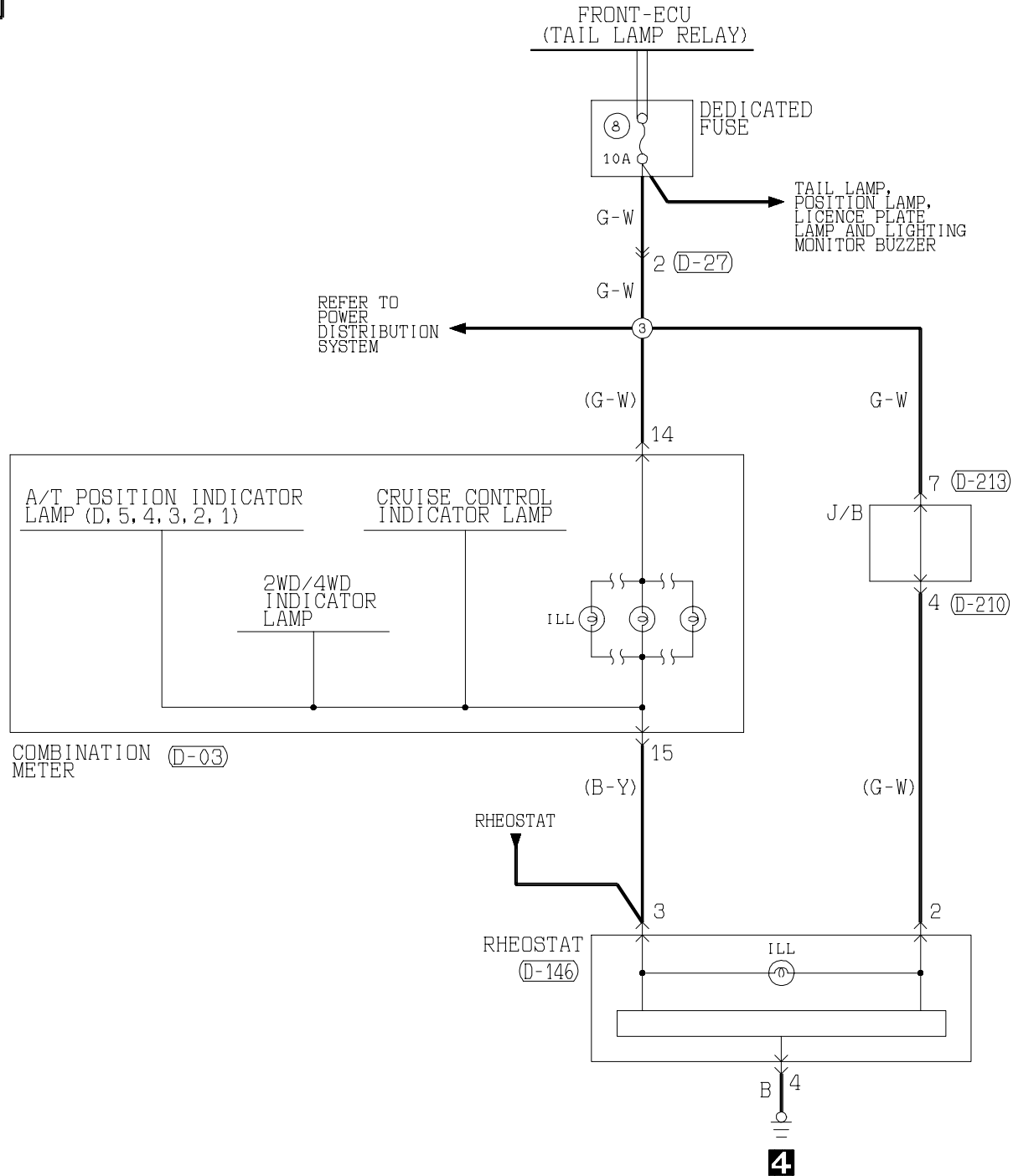
SB : Sky blue

H4Q10X00AB

METER AND GAUGE <R.H. drive vehicles> (CONTINUED)

Main
IndexGroup
TOC

3



(B-04)
(MU802724)
1 2 3 4

(B-07)
MU802607
1 2 3
4 5 6

(B-07-1)
(MU802722)
1 2

(B-127)
(MU802725)
1 2 3 4 5 6

(D-03)
1 2 3 4 5 6 7 8 9 10 11 12
13
14 15 16 17 18 19 20 21 22 23 24 25

(D-27)
1 2 3 4 5 6 7 8 9 10 11 12 13
14 15 16 17 18 19 20 21 22 23 24 25
26 27 28 29 30 31 32 33 34 35 36 37 38

(D-45)
(MU803804)
61 62 JAE 63 64
65 66 67 68 69 70 71 72 73
74 75 76 77 78 79 80 81 82
83 84 85 86 87 88 89

(E-13)

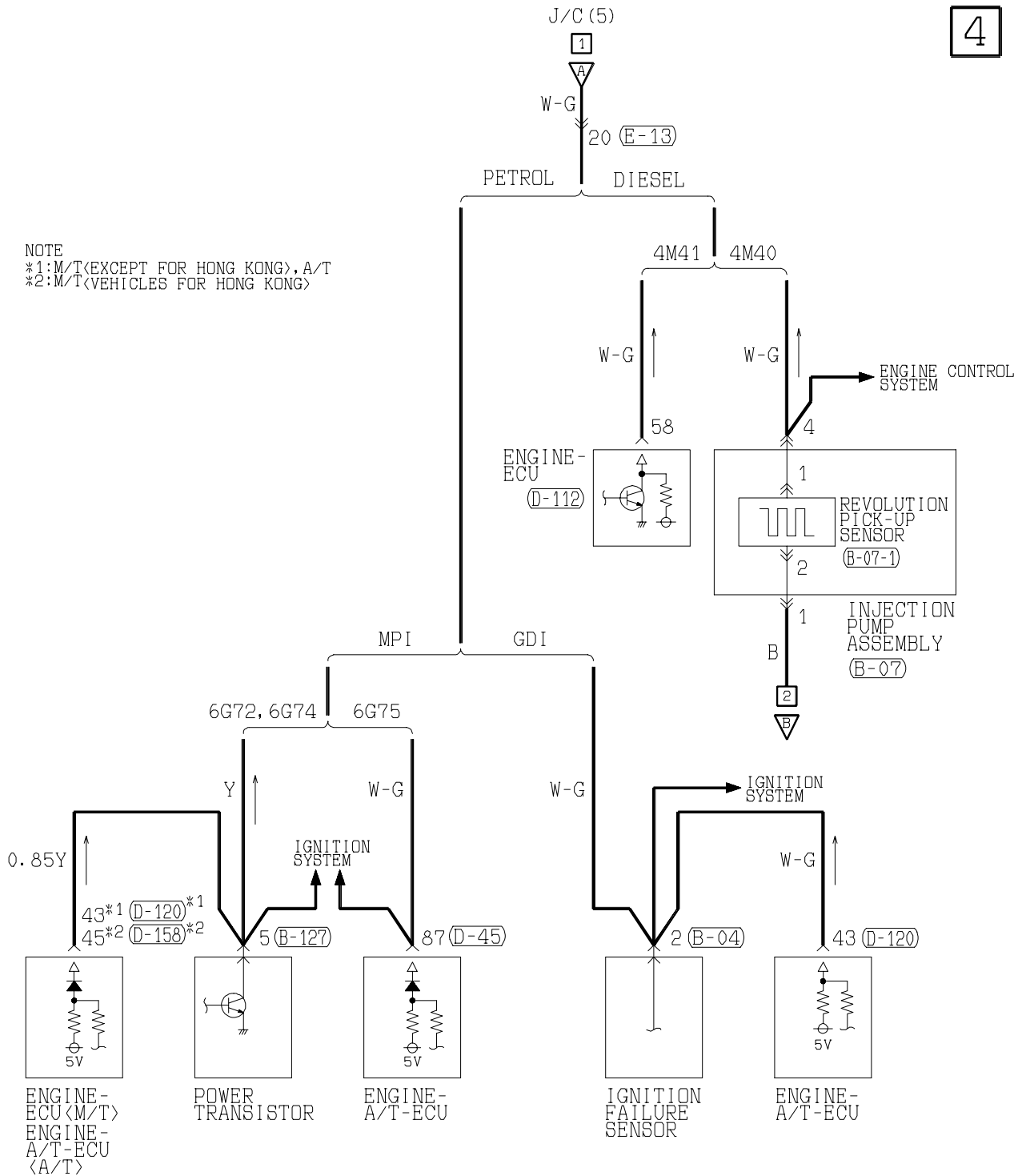
Refer to
P. 3-343

4

NOTE

*1:M/T(EXCEPT FOR HONG KONG),A/T

*2:M/T(VEHICLES FOR HONG KONG)



(D-112)

JAE-E					
51	52	53	54	55	56
57	58	59	60	61	62

(D-120)

(MU803781)

41	42	43		
47	48	49	50	51
58	59		60	61

(D-146)

1	2	3	4	5	6	7	8	9	10	11	12	13	14	15	16	17	18	19	20	21	22	23	24	25	26	27	28	29	30	31	32	33	34	35	36	37	38	39	40	41	42	43	44	45	46	47	48	49	50	51	52	53	54	55	56	57	58	59	60	61	62	63	64	65	66	67	68	69	70	71	72	73	74	75	76	77	78	79	80	81	82	83	84	85	86	87	88	89	90	91	92	93	94	95	96	97	98	99	100
1	2	3	4	5	6	7	8	9	10	11	12	13	14	15	16	17	18	19	20	21	22	23	24	25	26	27	28	29	30	31	32	33	34	35	36	37	38	39	40	41	42	43	44	45	46	47	48	49	50	51	52	53	54	55	56	57	58	59	60	61	62	63	64	65	66	67	68	69	70	71	72	73	74	75	76	77	78	79	80	81	82	83	84	85	86	87	88	89	90	91	92	93	94	95	96	97	98	99	100

(D-158)

(MU803782)

41	42	43	44			J
48	49	50	51	52	53	!
60	61			62	63	64

(D-210)

(MU801860)

1	2	3	4	5	6	7	8	9	10	11	12	13	14	15	16	17	18	19	20	21	22	23	24	25	26	27	28	29	30	31	32	33	34	35	36	37	38	39	40	41	42	43	44	45	46	47	48	49	50	51	52	53	54	55	56	57	58	59	60	61	62	63	64	65	66	67	68	69	70	71	72	73	74	75	76	77	78	79	80	81	82	83	84	85	86	87	88	89	90	91	92	93	94	95	96	97	98	99	100
1	2	3	4	5	6	7	8	9	10	11	12	13	14	15	16	17	18	19	20	21	22	23	24	25	26	27	28	29	30	31	32	33	34	35	36	37	38	39	40	41	42	43	44	45	46	47	48	49	50	51	52	53	54	55	56	57	58	59	60	61	62	63	64	65	66	67	68	69	70	71	72	73	74	75	76	77	78	79	80	81	82	83	84	85	86	87	88	89	90	91	92	93	94	95	96	97	98	99	100

(D-213)

(MU801847)

1	2	3	4	5	6	7	8	9	10	11	12	13	14	15	16	17	18	19	20	21	22	23	24	25	26	27	28	29	30	31	32	33	34	35	36	37	38	39	40	41	42	43	44	45	46	47	48	49	50	51	52	53	54	55	56	57	58	59	60	61	62	63	64	65	66	67	68	69	70	71	72	73	74	75	76	77	78	79	80	81	82	83	84	85	86	87	88	89	90	91	92	93	94	95	96	97	98	99	100
1	2	3	4	5	6	7	8	9	10	11	12	13	14	15	16	17	18	19	20	21	22	23	24	25	26	27	28	29	30	31	32	33	34	35	36	37	38	39	40	41	42	43	44	45	46	47	48	49	50	51	52	53	54	55	56	57	58	59	60	61	62	63	64	65	66	67	68	69	70	71	72	73	74	75	76	77	78	79	80	81	82	83	84	85	86	87	88	89	90	91	92	93	94	95	96	97	98	99	100

Wire colour code

B :Black LG:Light green

G :Green GR:Gray

L :Blue R :Red

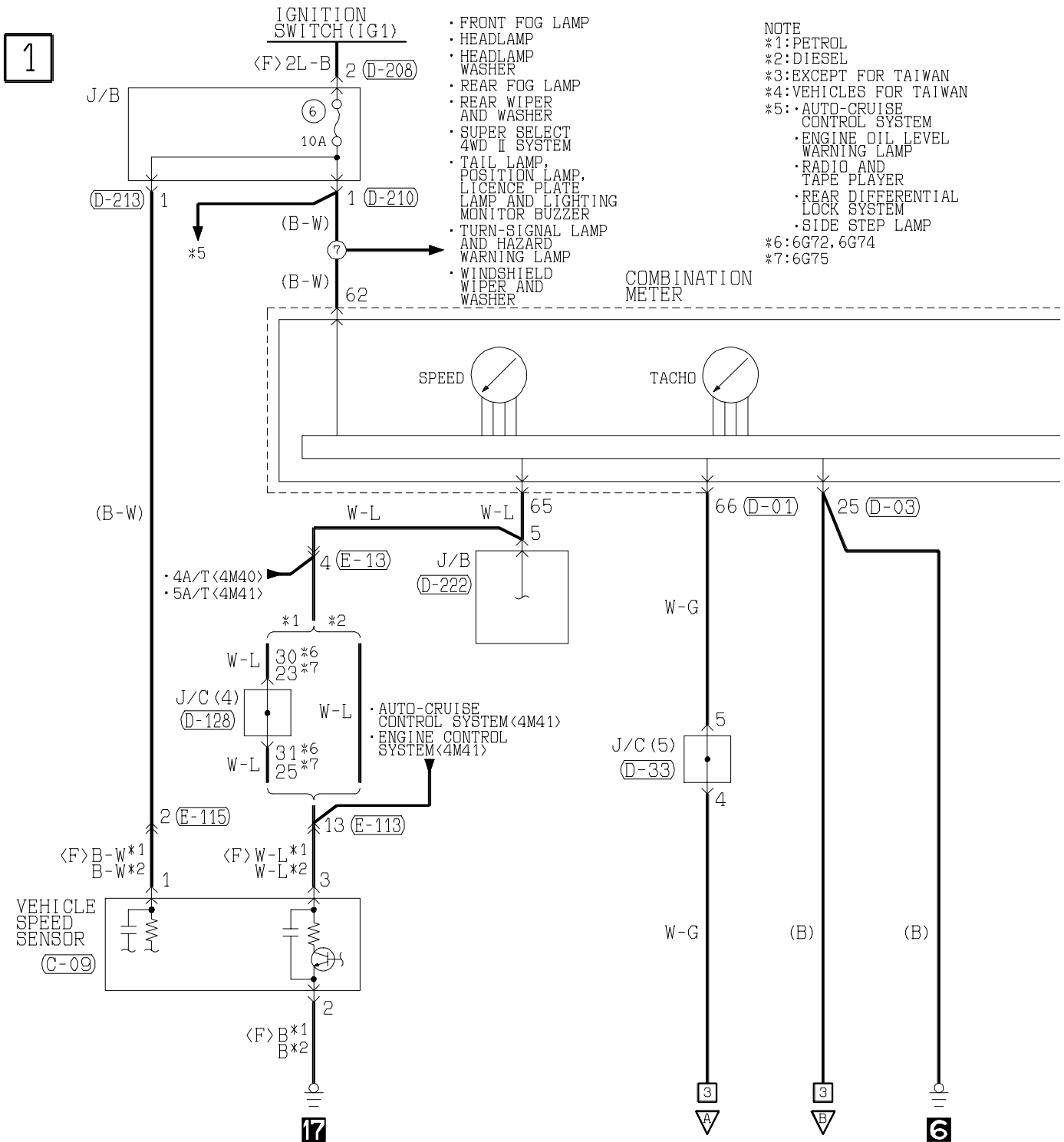
W :White P :Pink

Y :Yellow V :Violet

SB:Sky blue

METER AND GAUGE

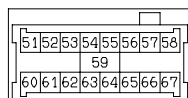
L.H. drive vehicles <Except for GCC>

Main
IndexGroup
TOC(B-50)
(MU801211)

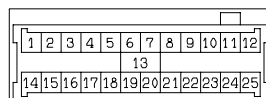
(B-56)

(C-09)
(MU802723)

(D-01)



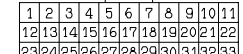
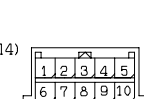
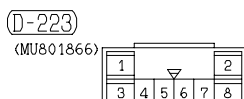
(D-03)



(D-27)

Refer to
P. 3-343

(D-33)

(D-222)
(MU801514)(D-223)
(MU801866)

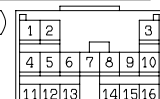
(E-13)

Refer to
P. 3-343

(E-113)

Refer to
P. 3-343

(E-115)

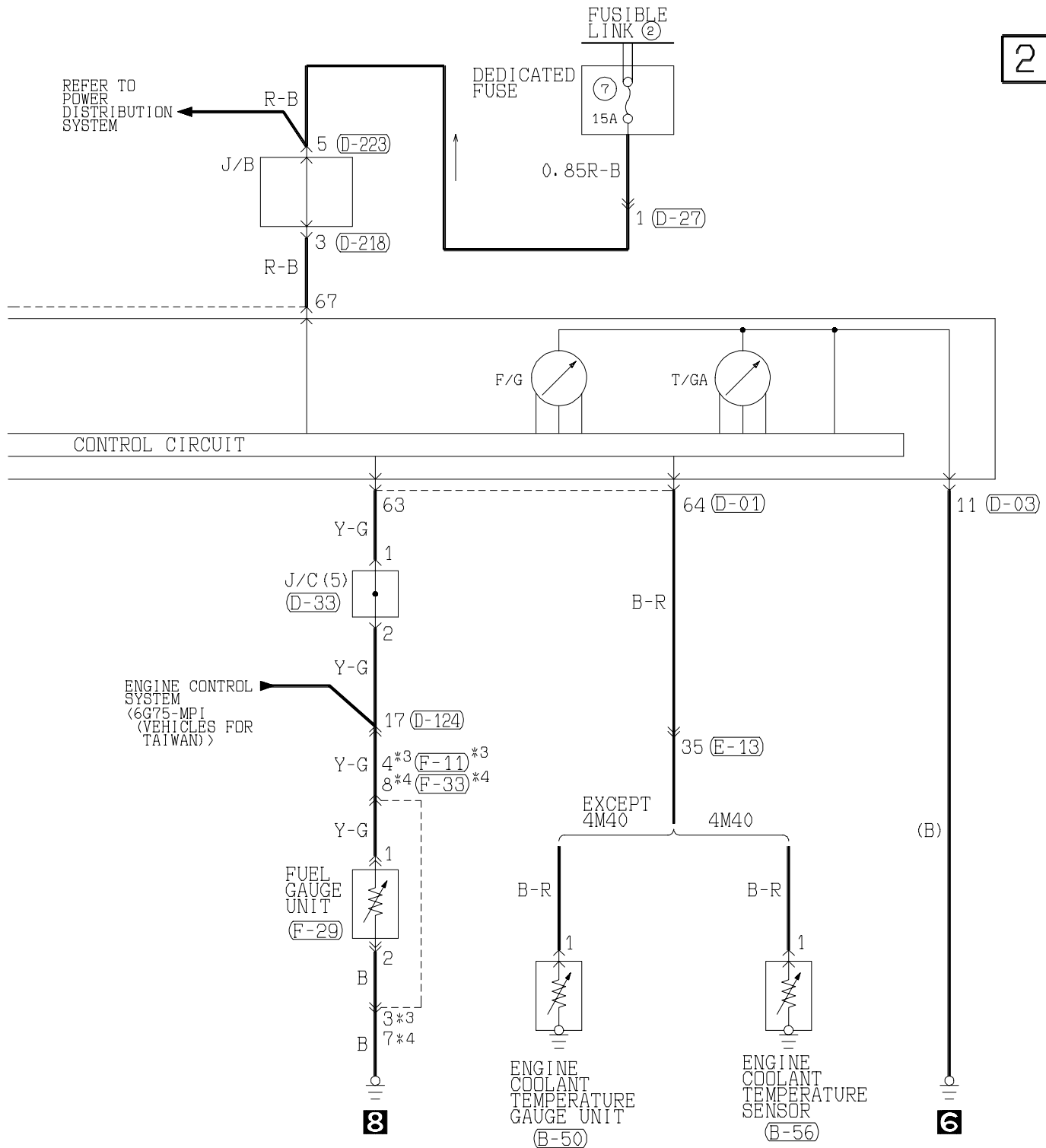


(F-11)



H4Q10X01AA

2



(D-124)

Refer to
P. 3-343

(D-128)

1	2	3	4	5	6	7	8	9	10	11
12	13	14	15	16	17	18	19	20	21	22
23	24	25	26	27	28	29	30	31	32	33

(D-208)

MU801331

1	2
3	4
5	6

(D-210) (MU801860)

1	2	3	4	5
6	7	8	9	10
11	12	13	14	15

(D-213) MU801847

1	2	3	4
5	6	7	8
9	10	11	12

(D-218)

1	2	3	4	5	6	7
8	9	10	11	12	13	14
15	16	17	18	19	20	21

(F-29)



(F-33)



Wire colour code

B : Black LG : Light green

G : Green GR : Gray

L : Blue R : Red

W : White P : Pink

Y : Yellow V : Violet

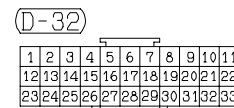
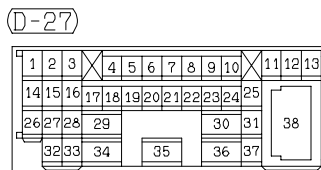
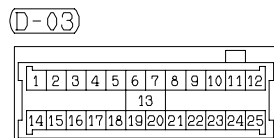
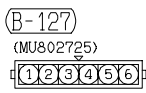
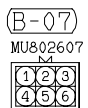
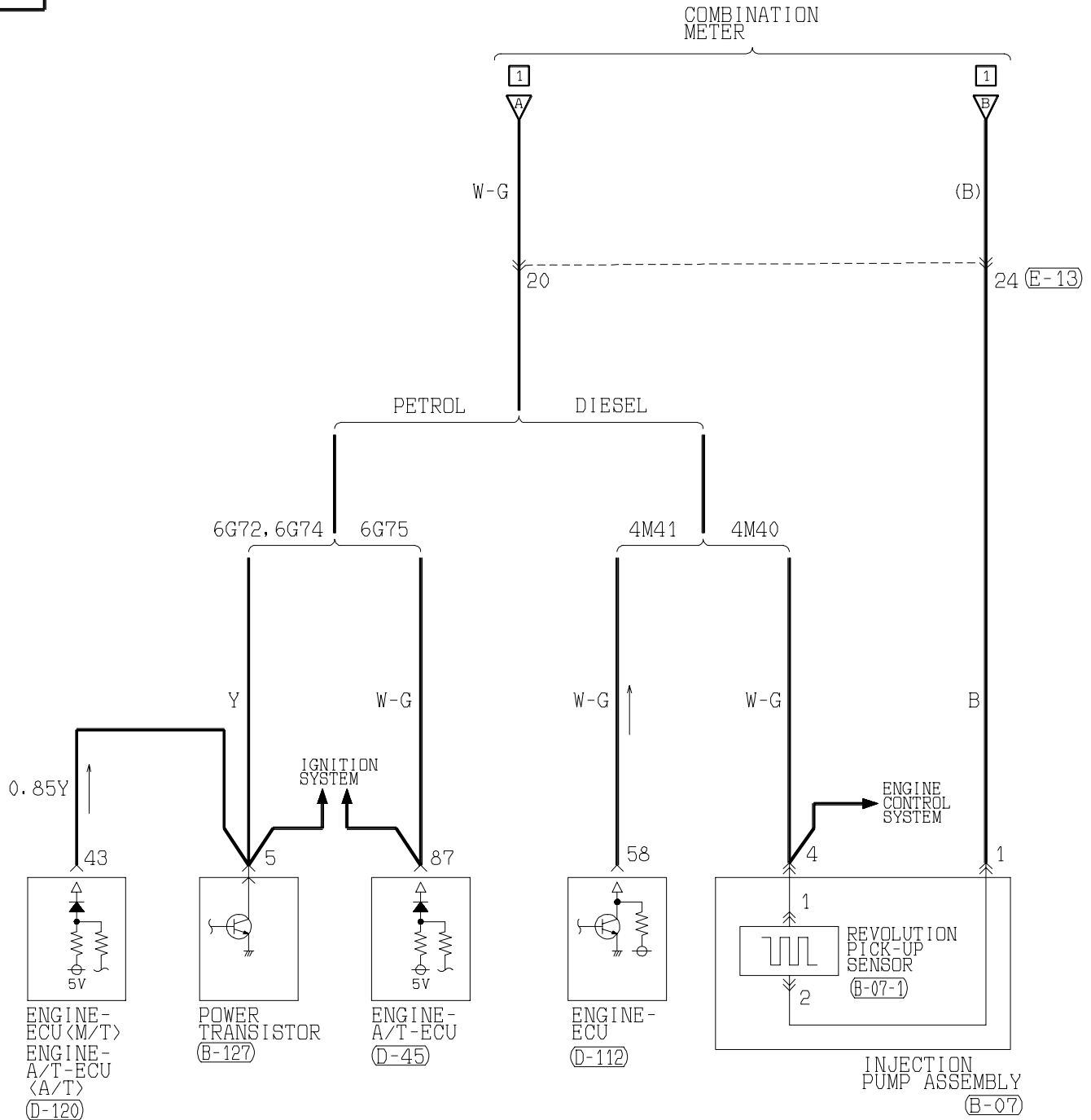
SB : Sky blue

H4Q10X01AB

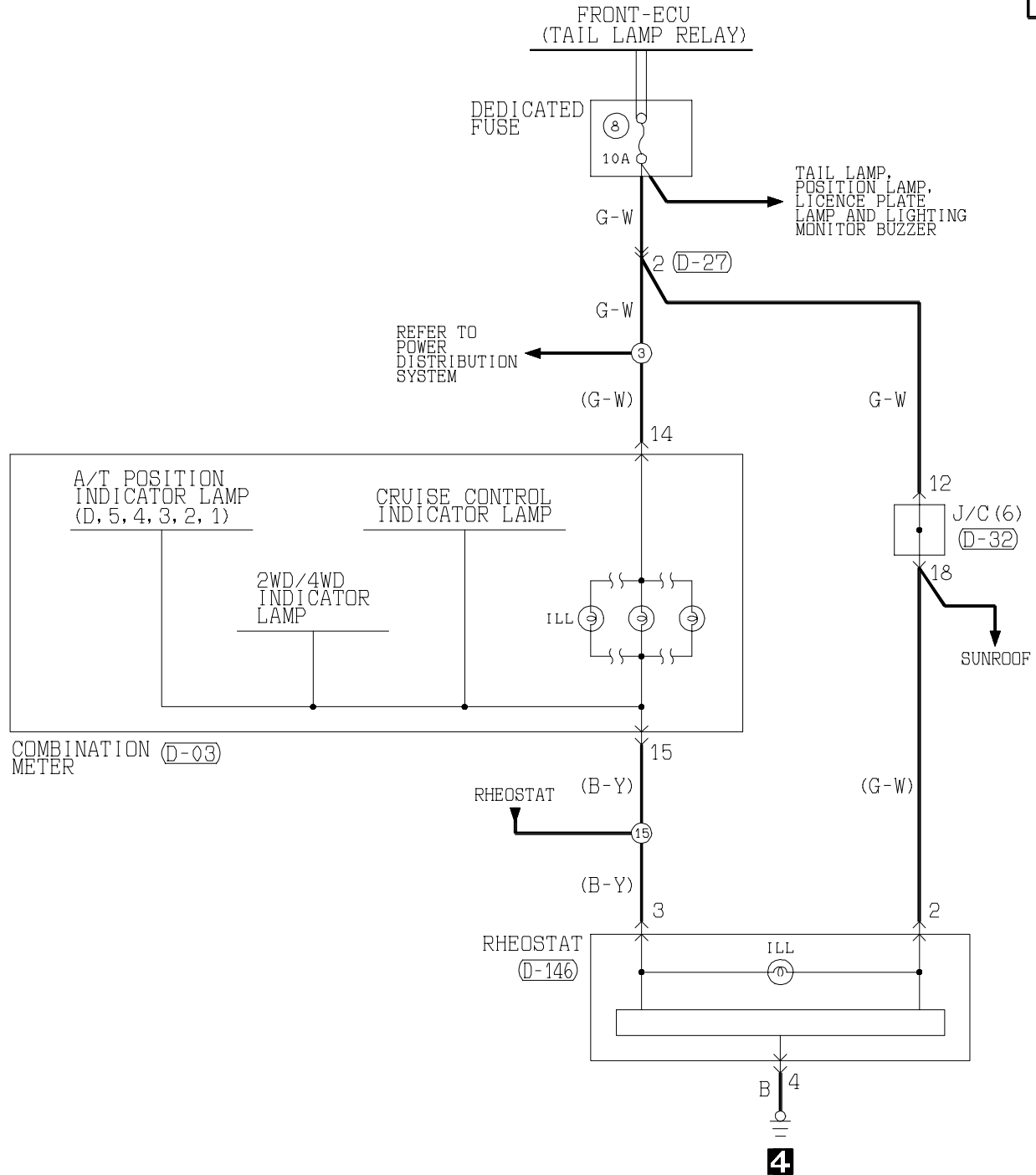
METER AND GAUGE <L.H. drive vehicles (Except for GCC)> (CONTINUED)

Main
IndexGroup
TOC

3



4

(D-45)
(MU803804)

61	62	JAE	63	64
65	66	67	68	69
70	71	72	73	
74	75	76	77	78
79	80	81	82	
83	84	85	86	87
88	89			

(D-112)

51	52	53	54	55	56
57	58	59	60	61	62

(D-120) (MU803781)

41	42	43	JAE	44	45	46
47	48	49	50	51	52	53
54	55	56	57	58	59	60
61	62	63	64	65	66	

(D-146)

1	2	3	4	5	6
---	---	---	---	---	---

(E-13)

5	1	2		3	4	16
6	7	8	9	10	11	12
13	14	15				
17	18	19	20	21	22	23
24	25	26	27	28	29	30
31	32	33	34	35	36	37
38						

H4Q10X01BB

Wire colour code

B : Black LG : Light green G : Green L : Blue

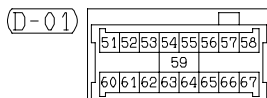
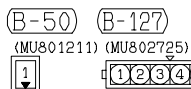
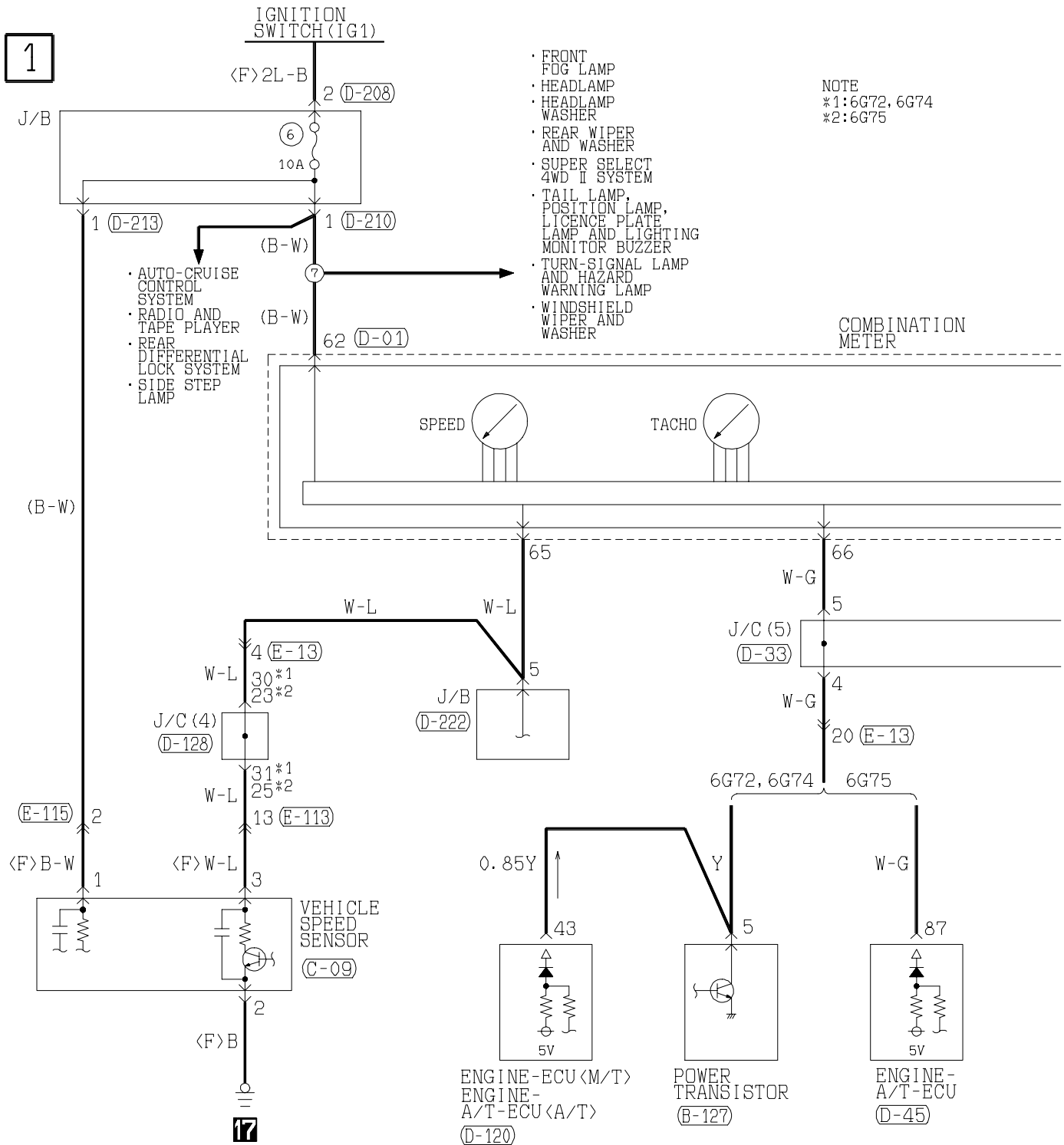
BR : Brown O : Orange GR : Gray R : Red

W : White SB : Sky blue P : Pink Y : Yellow

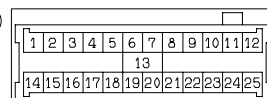
V : Violet

METER AND GAUGE

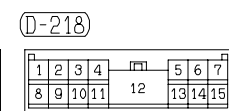
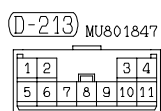
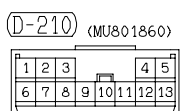
L.H. drive vehicles for GCC

Main
IndexGroup
TOC

(D-03)

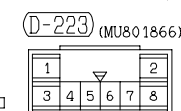
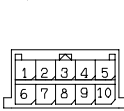


(D-27)

Refer to
P.3-343

(D-222)

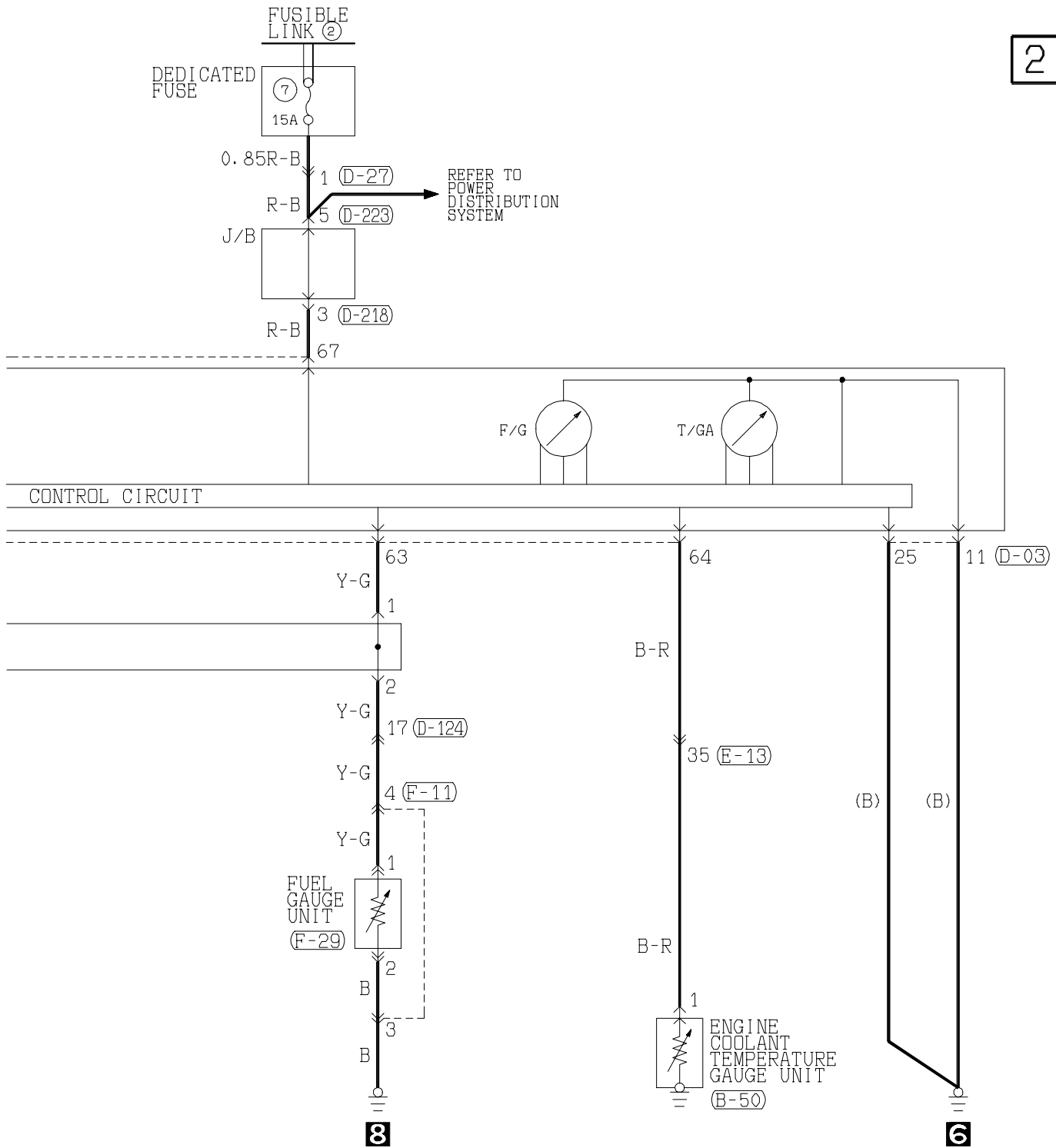
(MU801514)



(E-13)

Refer to
P.3-343

2



(D-33)

1	2	3	4	5	6	7	8	9	10	11
12	13	14	15	16	17	18	19	20	21	22
23	24	25	26	27	28	29	30	31	32	33

(E-113)

Refer to
P. 3-343

(D-45)

(MU803804)

61	62	JAE	63	64
65	66	67	68	69
70	71	72	73	74
75	76	77	78	79
80	81	82	83	84
85	86	87	88	89

(E-115)

1	2	3
4	5	6
7	8	9
10	11	12
13	14	15
16	17	18

(F-11)

1	2	3	4
---	---	---	---

MU802605

(D-120)

(MU803781)

41	42	43	JAE	44	45	46
47	48	49	50	51	52	53
54	55	56	57	58	59	60
61	62	63	64	65	66	67

(F-29)

1	2	3
---	---	---

MU802337

Wire colour code

B : Black

BR : Brown

W : White

V : Violet

(D-124)

Refer to
P. 3-343

LG : Light green

O : Orange

SB : Sky blue

(D-128)

1	2	3	4	5	6	7	8	9	10	11
12	13	14	15	16	17	18	19	20	21	22
23	24	25	26	27	28	29	30	31	32	33

G : Green

GR : Gray

P : Pink

(D-208)

1	2	3	4	5	6
---	---	---	---	---	---

LU : Blue

RY : Red

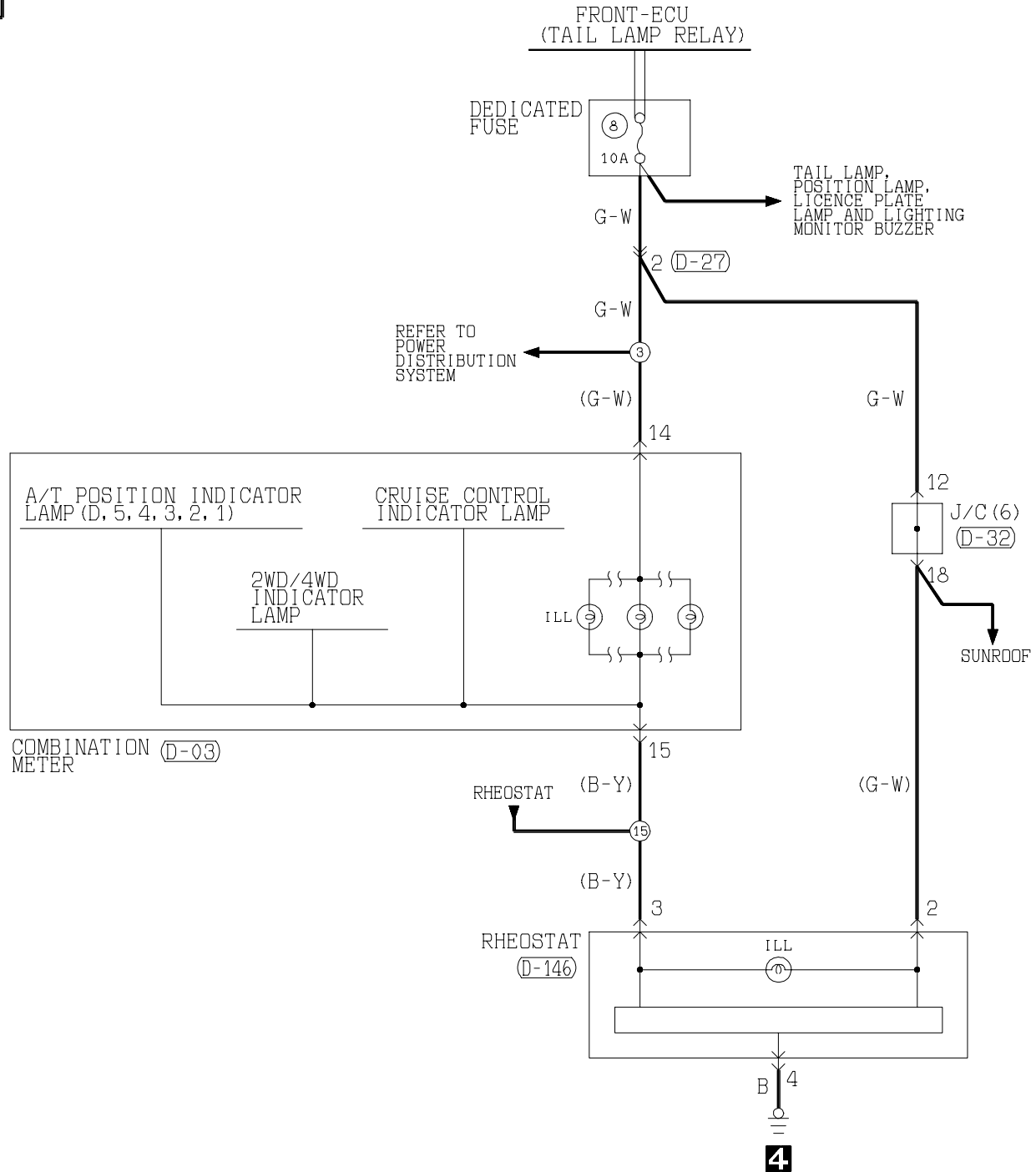
Y : Yellow

H4Q10X02AB

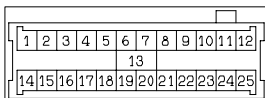
METER AND GAUGE <L.H. drive vehicles for GCC> (CONTINUED)

Main
IndexGroup
TOC

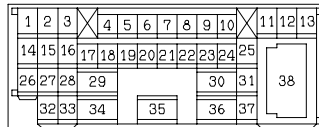
3



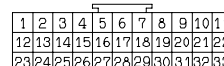
(D-03)



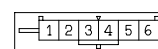
(D-27)



(D-32)



(D-146)



Wire colour code

B : Black LG : Light green G : Green L : Blue W : White Y : Yellow SB : Sky blue
 BR : Brown O : Orange GR : Gray R : Red P : Pink V : Violet

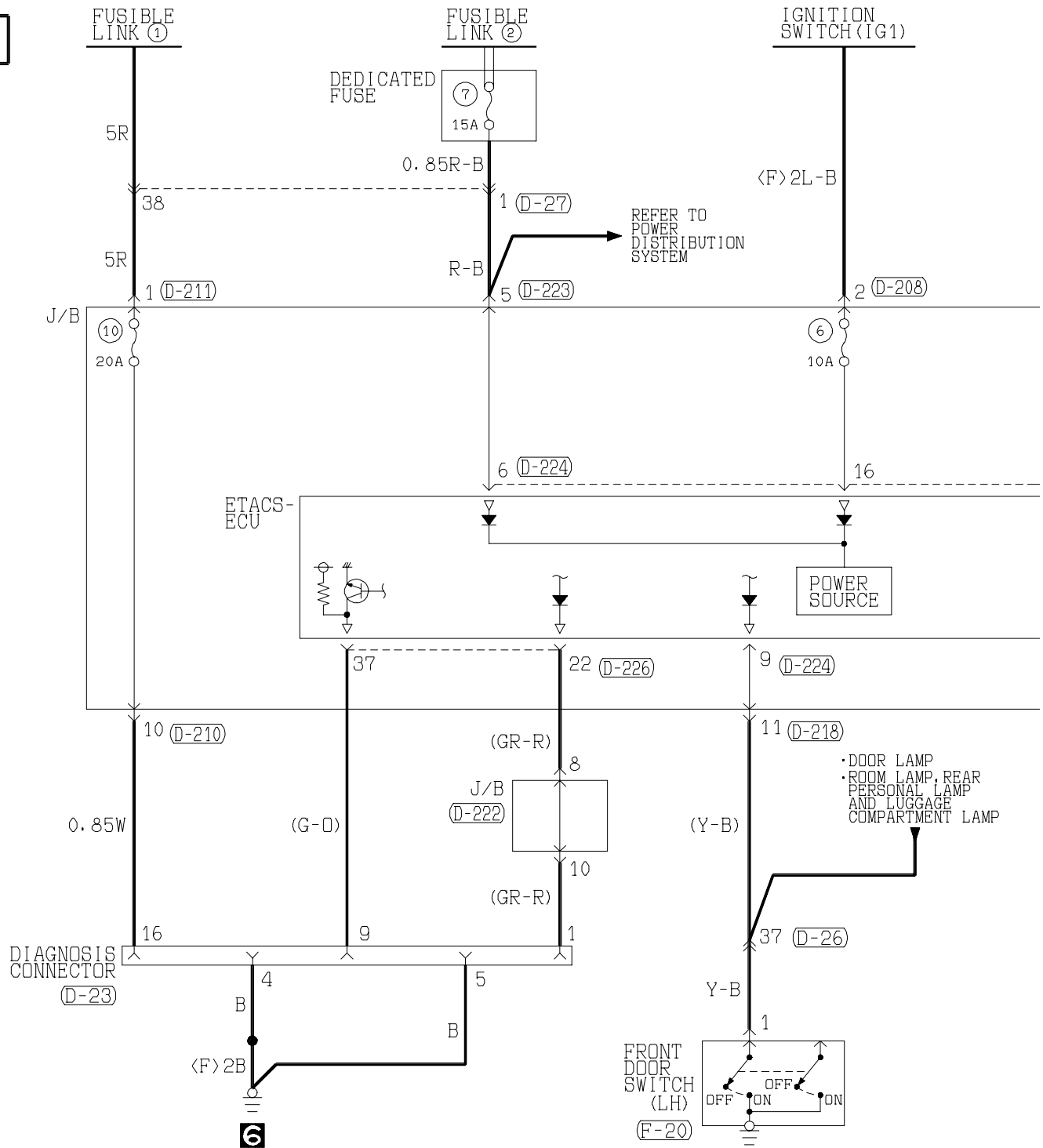
NOTES

[Main
Index](#)

[Group
TOC](#)

POWER WINDOWS

Long wheelbase models <L.H. drive vehicles (Except for Argentina)>

Main
IndexGroup
TOC(D-23) FRONT
SIDE

1	2	3	4	5	6	7	8
9	10	11	12	13	14	15	16

(D-222)
(MU801514)

1	2	3	4	5
6	7	8	9	10

(D-26)

1	2	3	4	5	6	7	8	9
10	11	12	13	14	15	16	17	18
19	20	21	22	23	24	25	26	27
28	29	30	31	32	33	34	35	36
37	38	39	40	41	42	43		

(D-223)
(MU801866)

1	2	3	4	5	6	7	8
---	---	---	---	---	---	---	---

(D-224)

1	2	3	4	5	6	7	8	9	10	11	12	13	14	15	16	17	18	19	20
---	---	---	---	---	---	---	---	---	----	----	----	----	----	----	----	----	----	----	----

(D-27)

1	2	3	4	5	6	7	8	9	10	11	12	13
14	15	16	17	18	19	20	21	22	23	24	25	
26	27	28	29	30	31	32	33	34	35	36	37	38

(D-226)

21	22	23	24	25	26	27	28	29	30
31	32	33	34	35	36	37	38	39	40

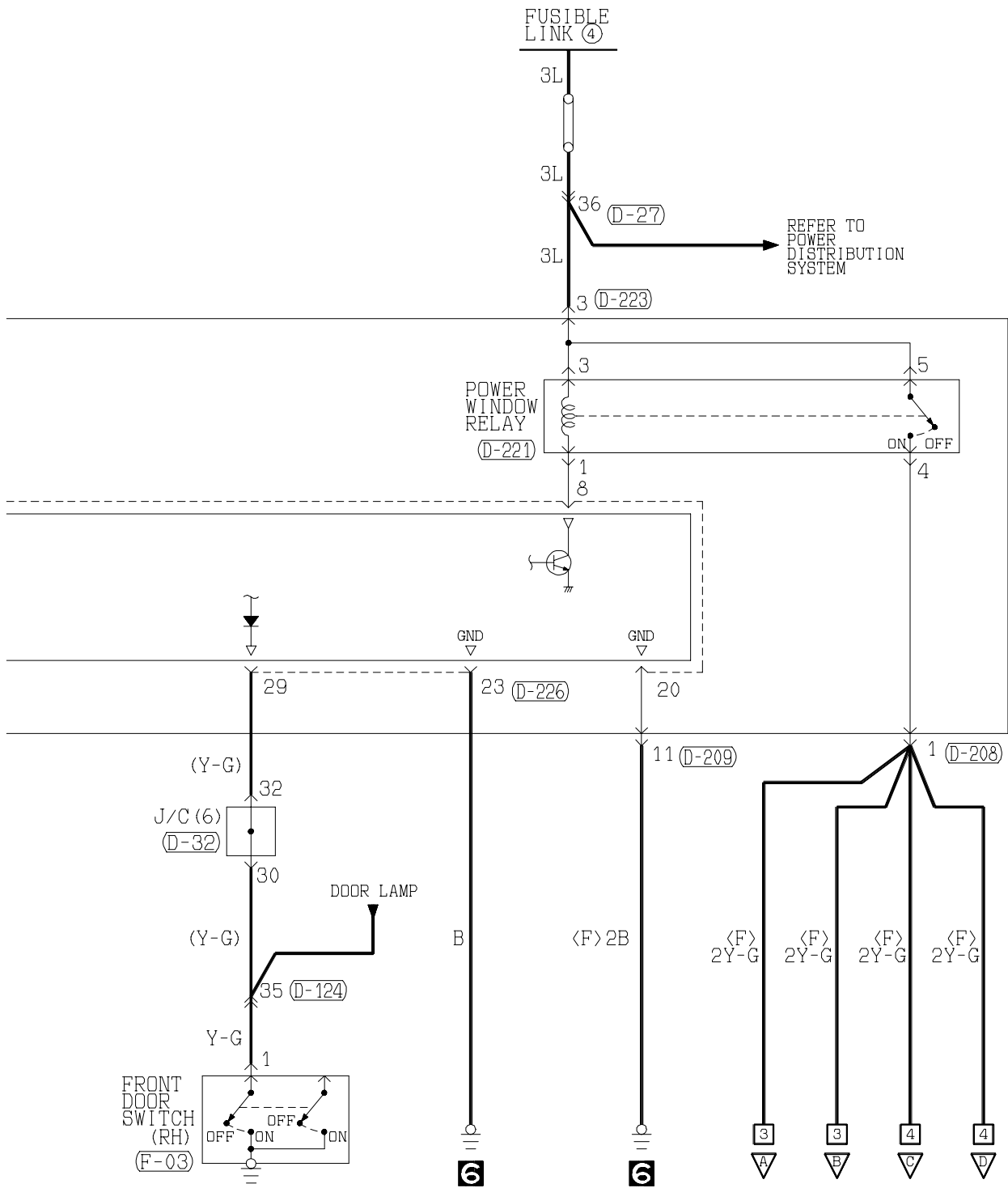
(D-32)

1	2	3	4	5	6	7	8	9	10	11
12	13	14	15	16	17	18	19	20	21	22
23	24	25	26	27	28	29	30	31	32	33

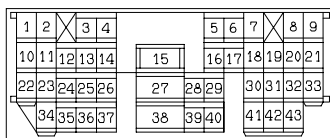
(MU801585)

H4Q11X00AA

2



(D-124)



(D-208)

MU801331



(F-03)

(MU801536)



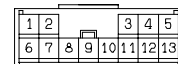
(F-20)

(MU801536)



(D-209)

MU801855



Wire colour code

B : Black

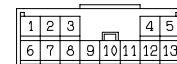
BR : Brown

W : White

V : Violet

(D-210)

(MU801860)



LG : Light green

O : Orange

SB : Sky blue

(D-211)

MU801403

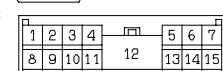


G : Green

GR : Gray

P : Pink

(D-218)



L : Blue

R : Red

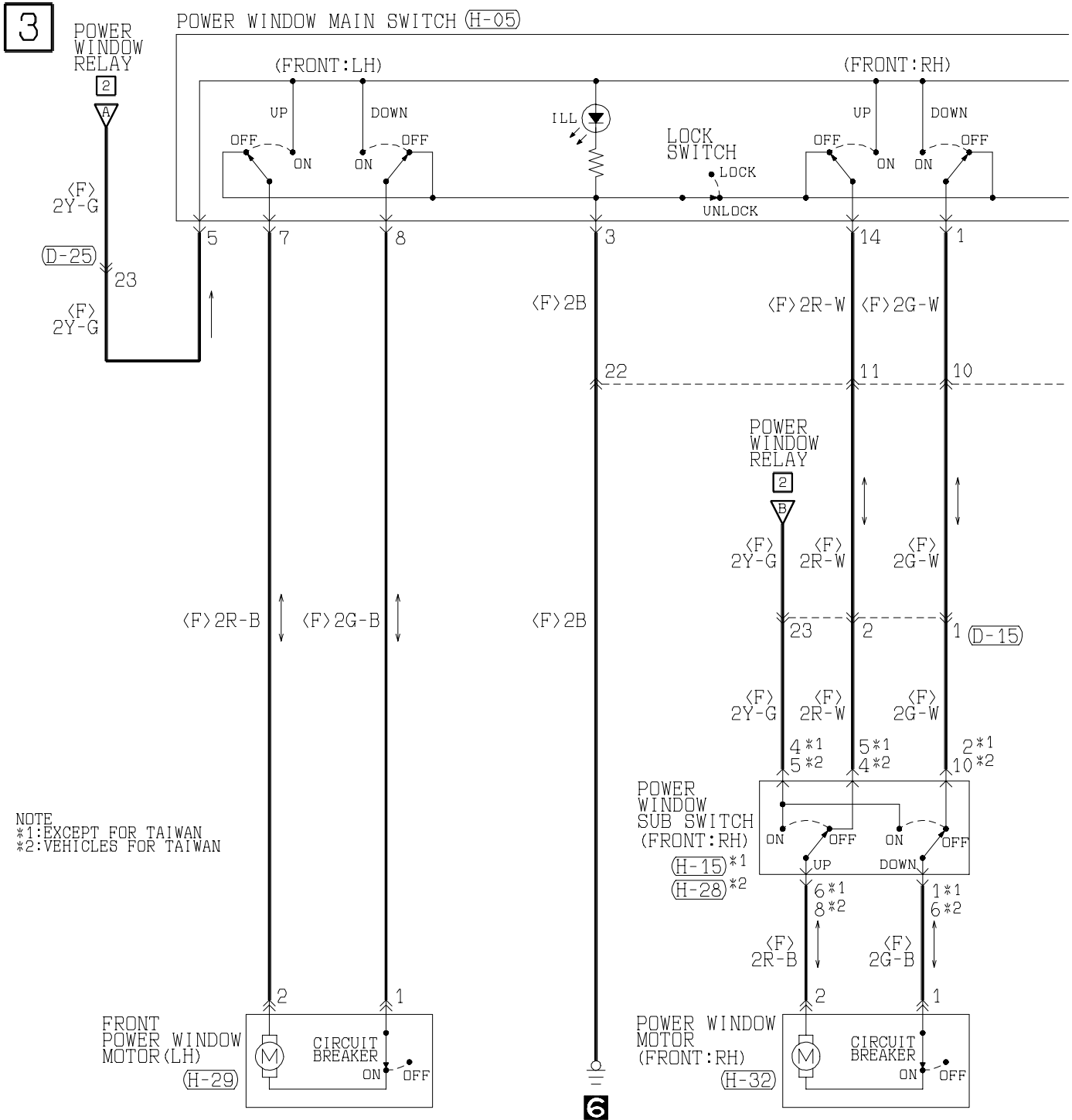
Y : Yellow

(D-221)

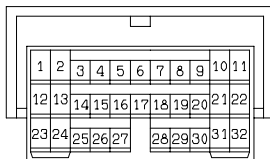


H4Q11X00AB

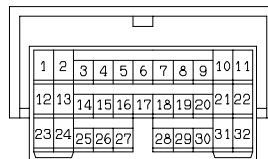
POWER WINDOWS <Long wheelbase models (L.H. drive vehicles (Except for Argentina))> (CONTINUED)

Main
IndexGroup
TOC

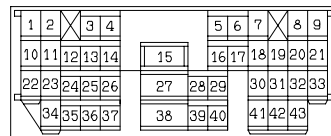
(D-15)



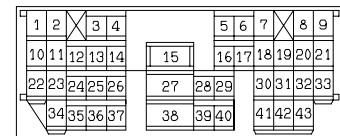
(D-25)



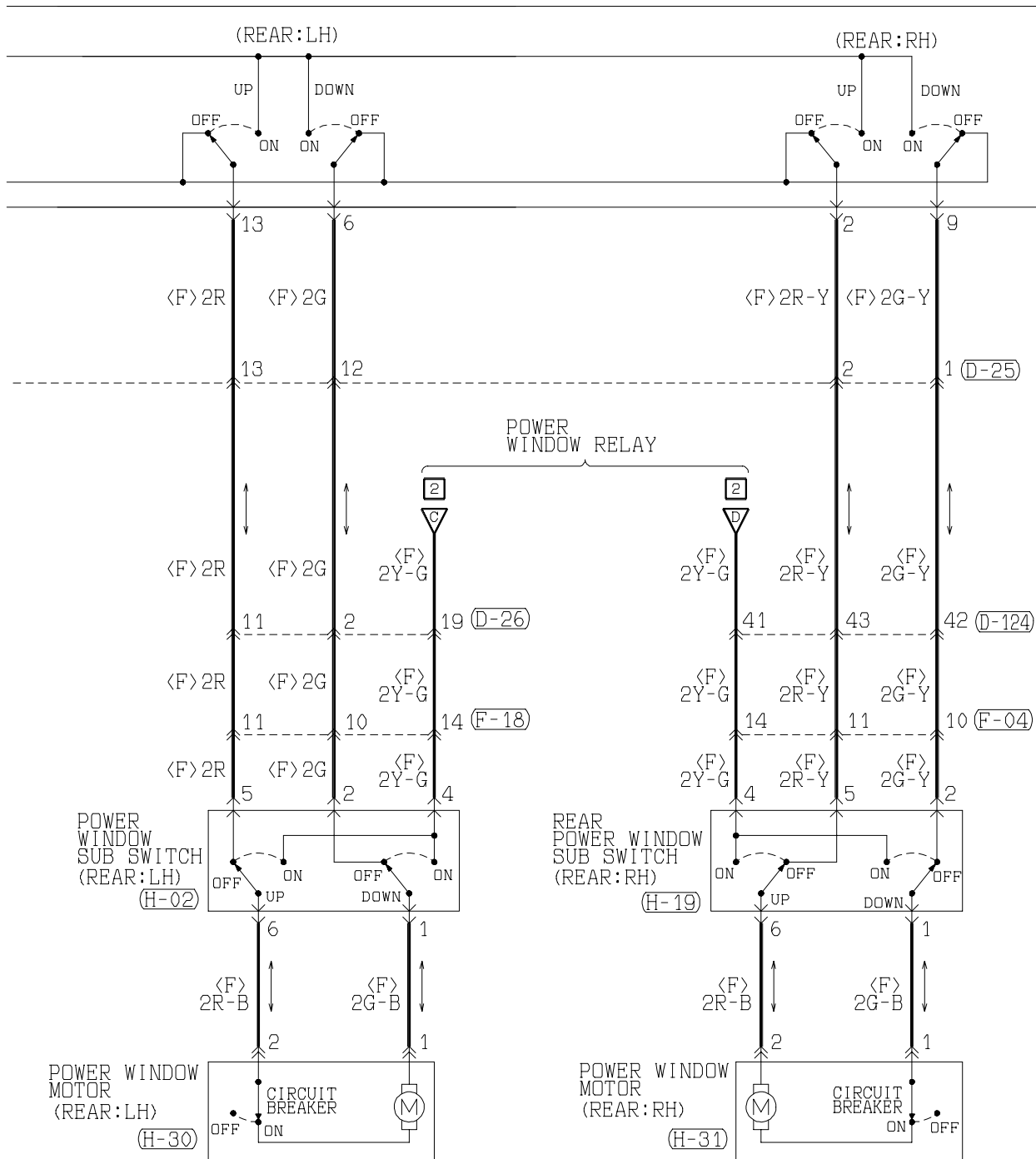
(D-26)



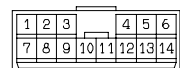
(D-124)



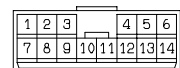
4



(F-04) MU801857



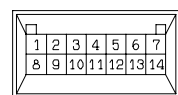
(F-18) MU801857



(H-02)



(H-05)



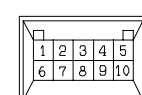
(H-15)



(H-19)



(H-28)



(H-29)



(H-30)



(H-31)



(H-32)



Wire colour code

B : Black LG : Light green

G : Green GR : Gray

L : Blue R : Red

W : White P : Pink

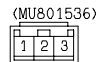
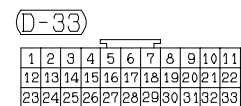
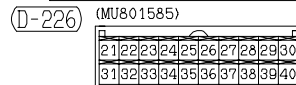
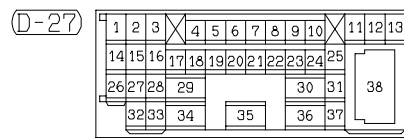
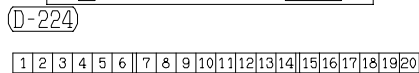
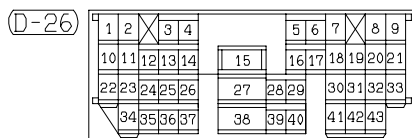
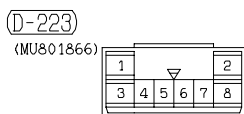
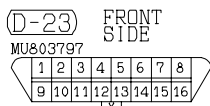
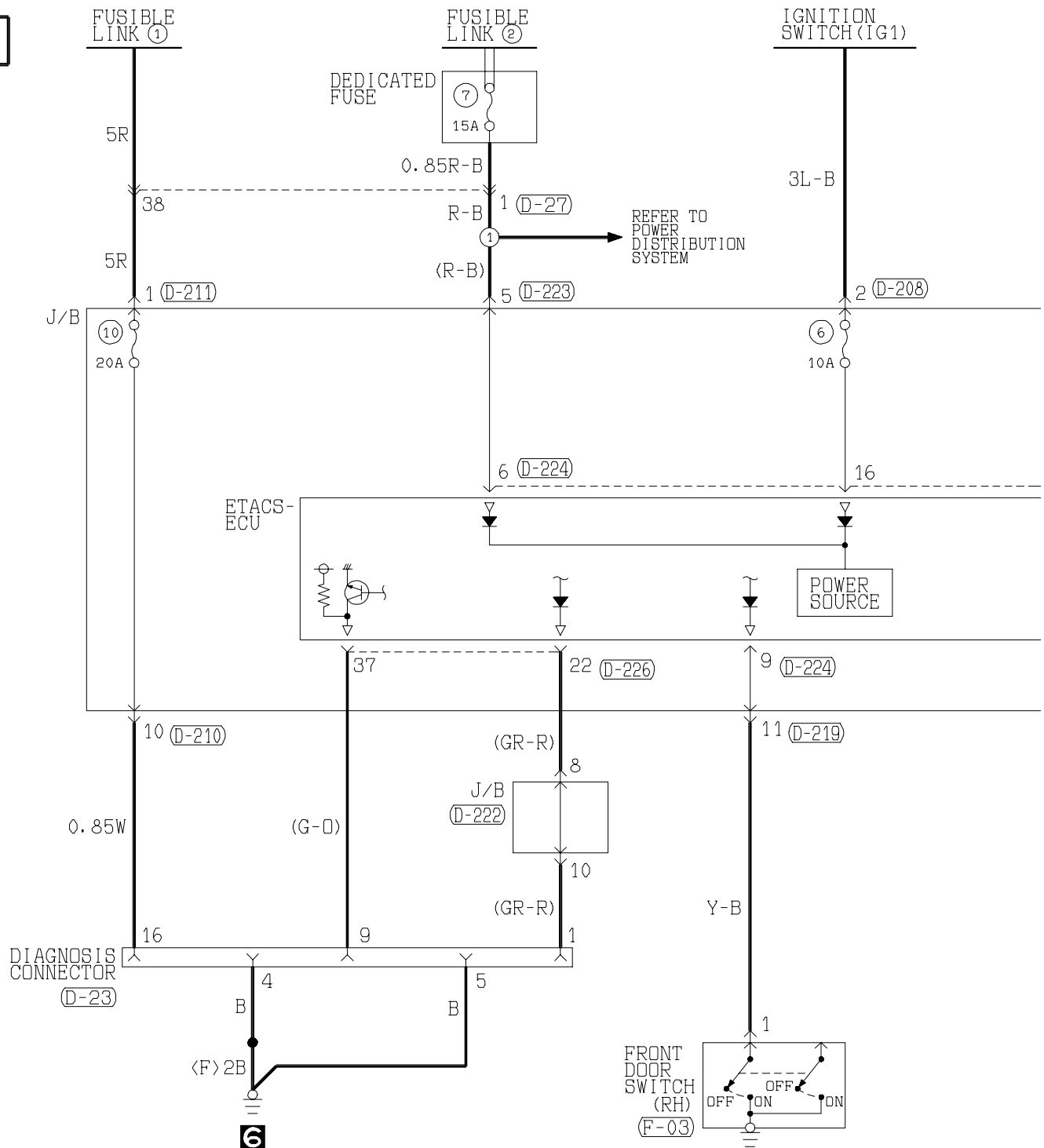
Y : Yellow V : Violet

SB : Sky blue

H4Q11X00BB

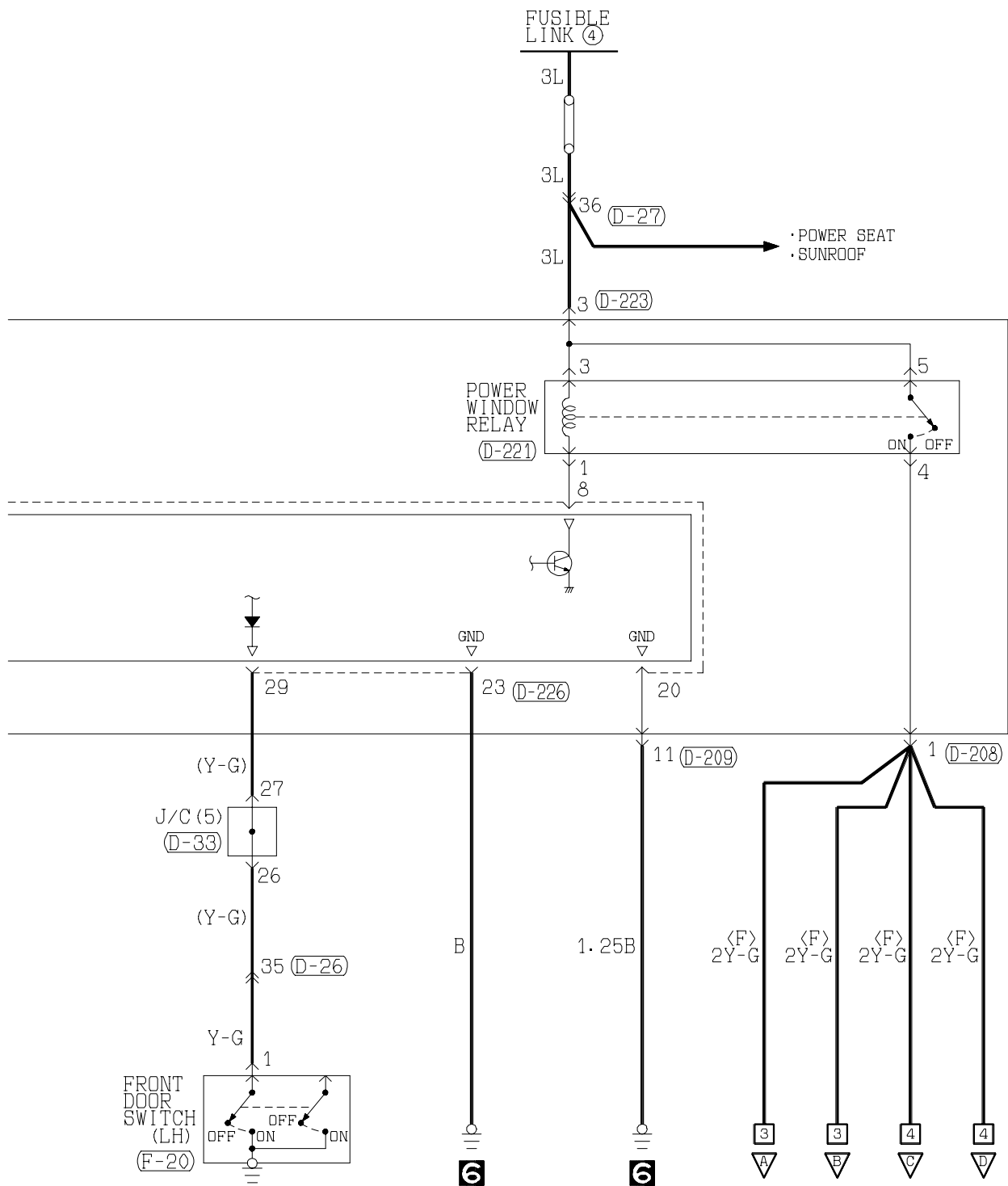
POWER WINDOWS

Long wheelbase models <R.H. drive vehicles (Except for Hong Kong and South Africa)>

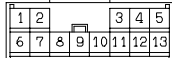
Main
IndexGroup
TOC

H4Q11X01AA

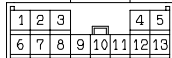
2

(D-208)
MU801331

(D-209) MU801855



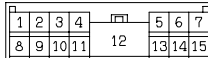
(D-210) (MU801860)



(D-211) MU801403



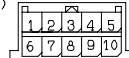
(D-219)



(D-221)



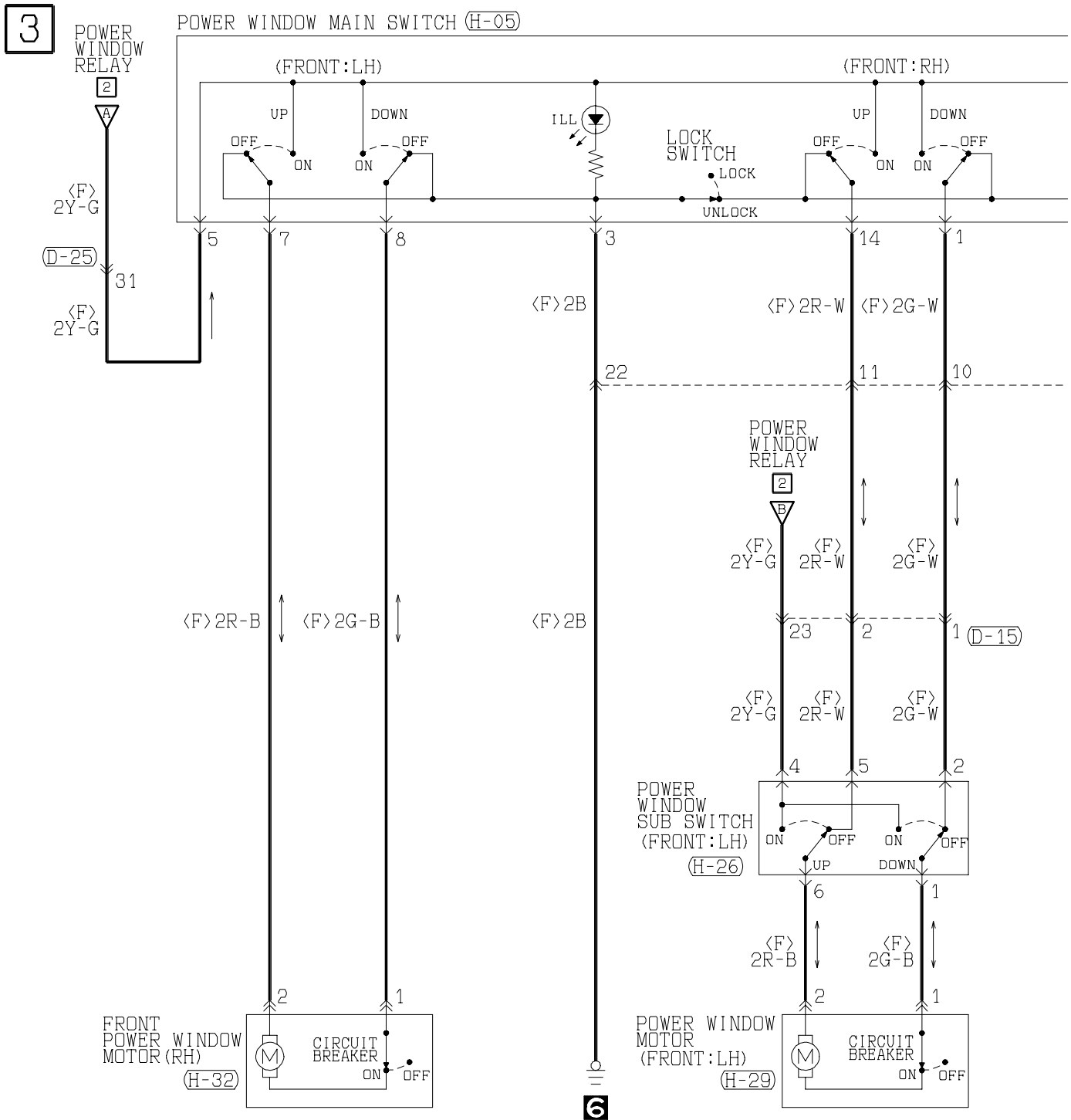
(D-222) (MU801514)



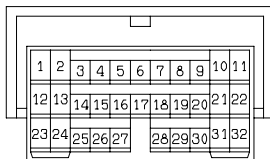
Wire colour code

B : Black LG : Light green G : Green L : Blue W : White Y : Yellow SB : Sky blue
 BR : Brown D : Orange GR : Gray R : Red P : Pink V : Violet

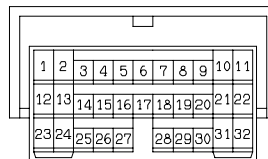
POWER WINDOWS <Long wheelbase models (R.H. drive vehicles (Except for Hong Kong and South Africa))> (CONTINUED)

Main
IndexGroup
TOC

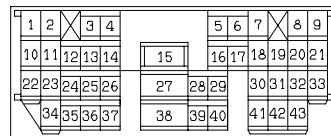
(D-15)



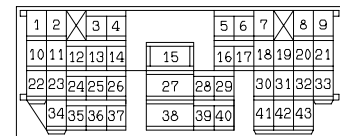
(D-25)



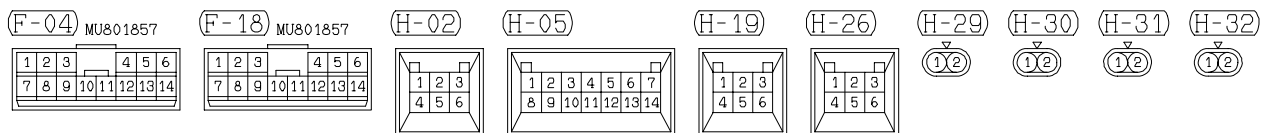
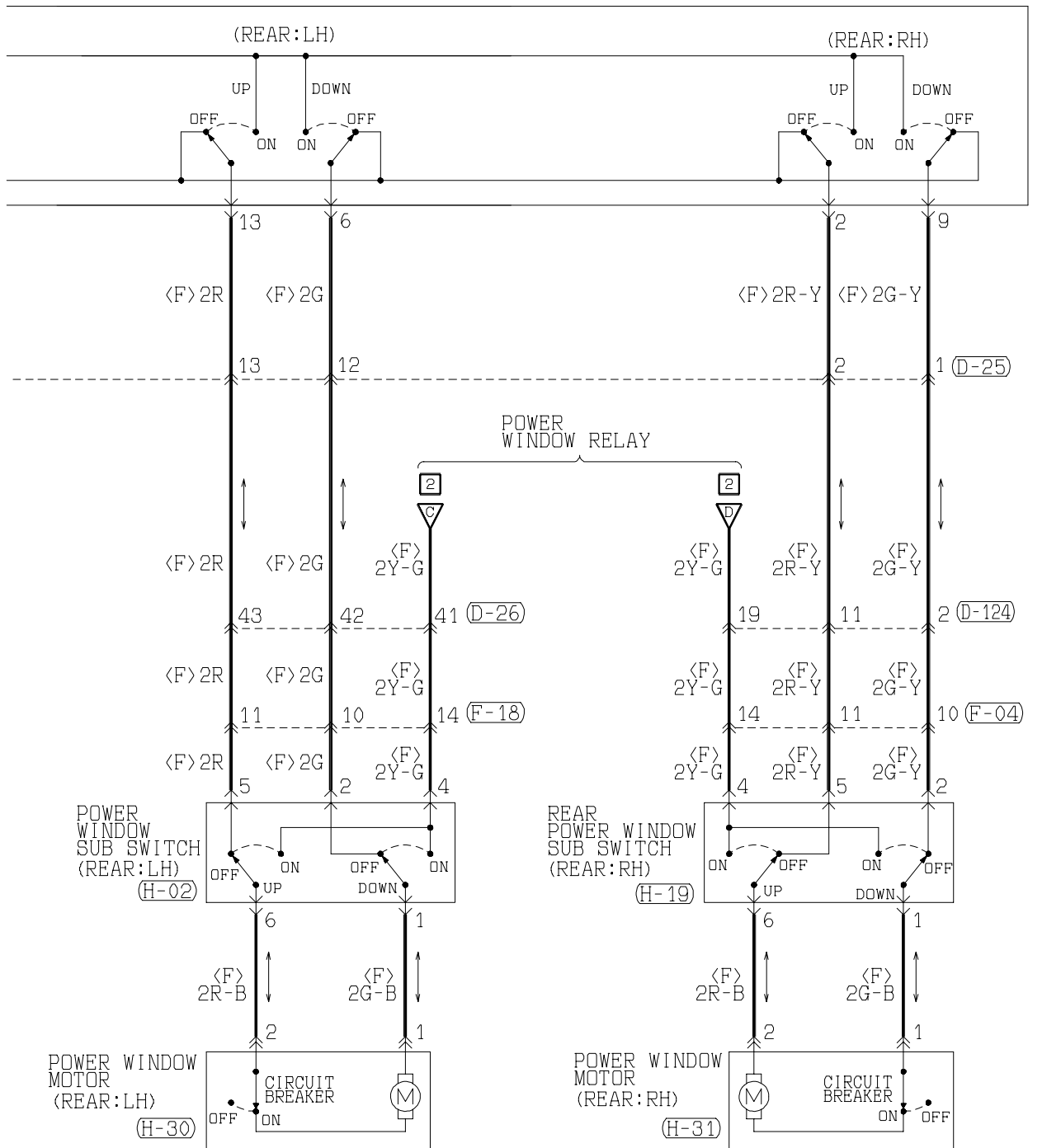
(D-26)



(D-124)

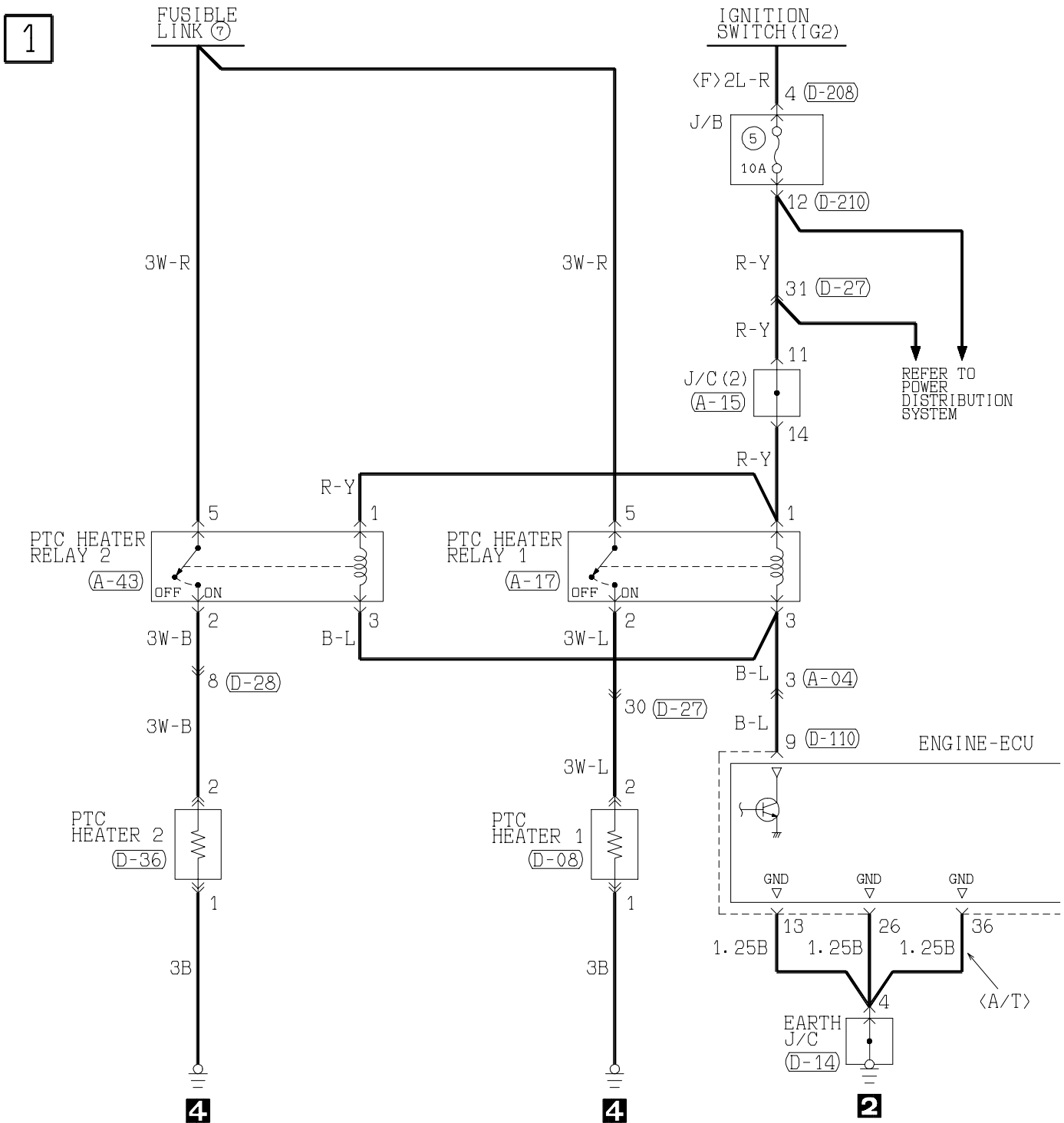


4



PTC HEATER AND HEATER IDLE UP

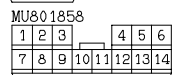
4M41 <L.H. drive vehicles>



(A-04)



(A-15)



(A-17)



(A-43)



(D-08)



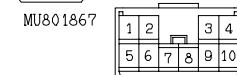
(D-14)



(D-27)

Refer to P. 3-343

(D-28)



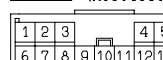
(D-138)



(D-208)



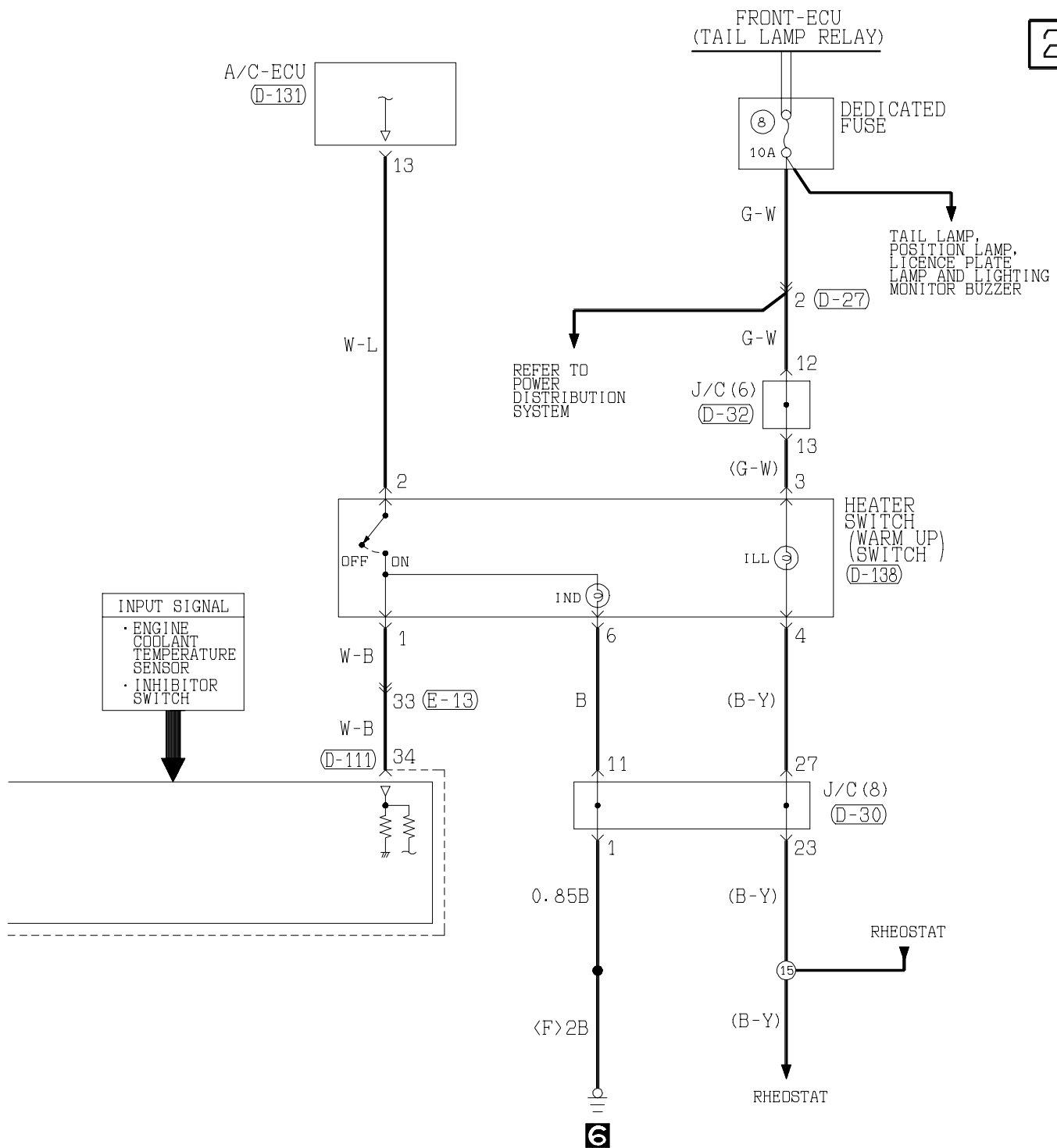
(D-210) (MU801860)



(E-13)

Refer to P. 3-343

2



(D-30)

1	2	3	4	5	6	7	8	9	10	11
12	13	14	15	16	17	18	19	20	21	22
23	24	25	26	27	28	29	30	31	32	33

(D-32)

1	2	3	4	5	6	7	8	9	10	11
12	13	14	15	16	17	18	19	20	21	22
23	24	25	26	27	28	29	30	31	32	33

(D-36)

1	2
---	---

(D-110)

1	2	3	4	5	6	7	8	9	10	11	12	13
14	15	16	17	18	19	20	21	22	23	24	25	26

(D-111)

31	32	33	34	35	36	37	38
39	40	41	42	43	44	45	46

(D-131) (MU801585)

1	2	3	4	5	6	7	8	9	10
11	12	13	14	15	16	17	18	19	20

Wire colour code

B :Black LG:Light green
BR:Brown O :Orange

G :Green GR:Gray

L :Blue R :Red

W :White P :Pink

Y :Yellow V :Violet

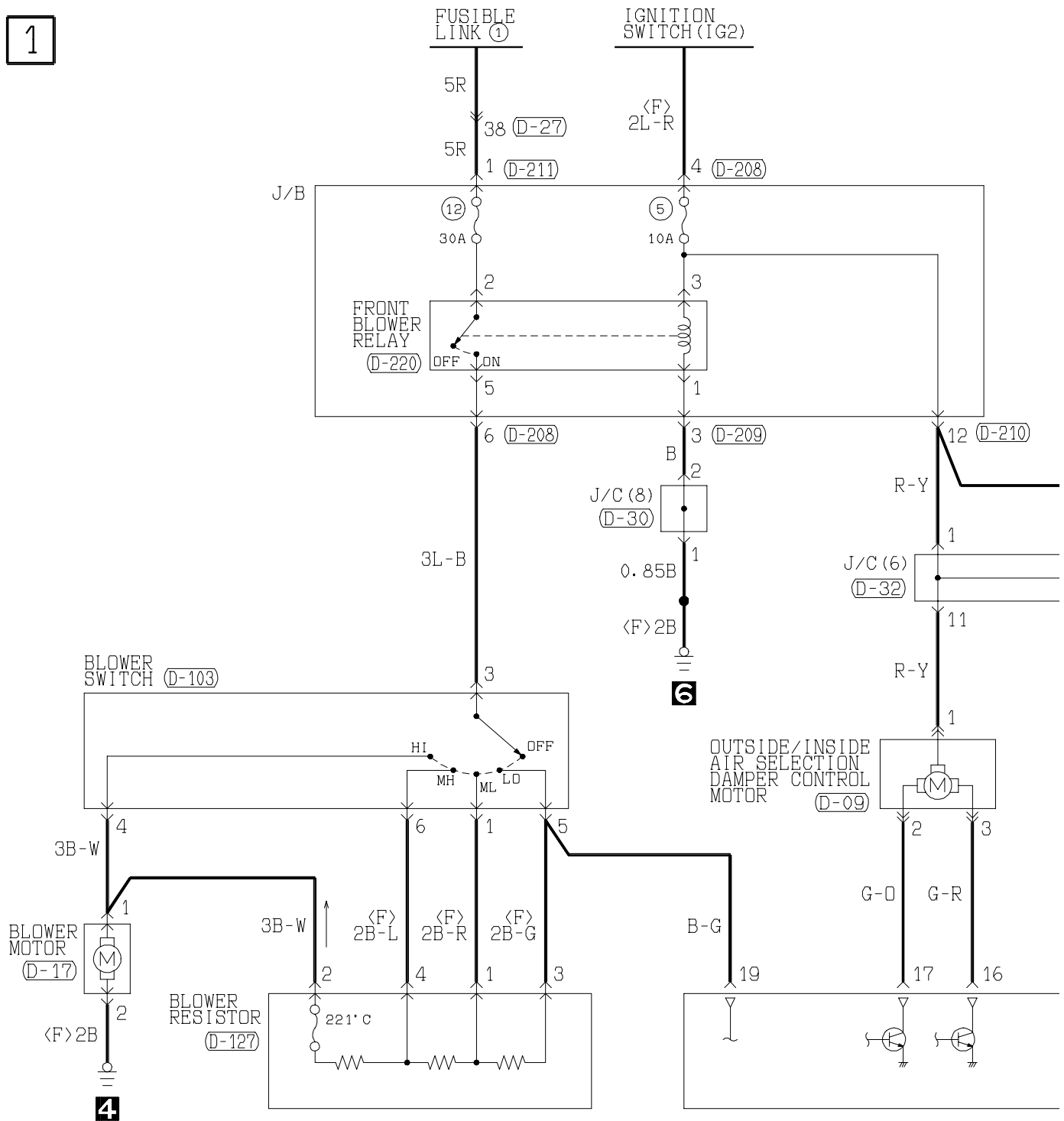
SB:Sky blue

SINGLE MANUAL AIR CONDITIONER

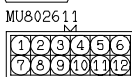
MPI <Vehicles for Taiwan>

Main
IndexGroup
TOC

1



(A-04)



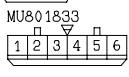
(A-10X)



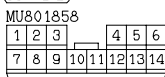
(A-13X)



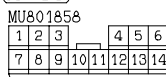
(A-14)



(A-15)



(A-16)



(A-27)



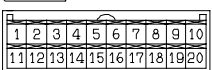
(D-09)



(D-17)



(D-154) (MU801585)

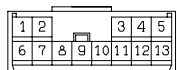


(D-208)

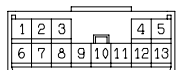
MU801331



(D-209) MU801855



(D-210) (MU801860)



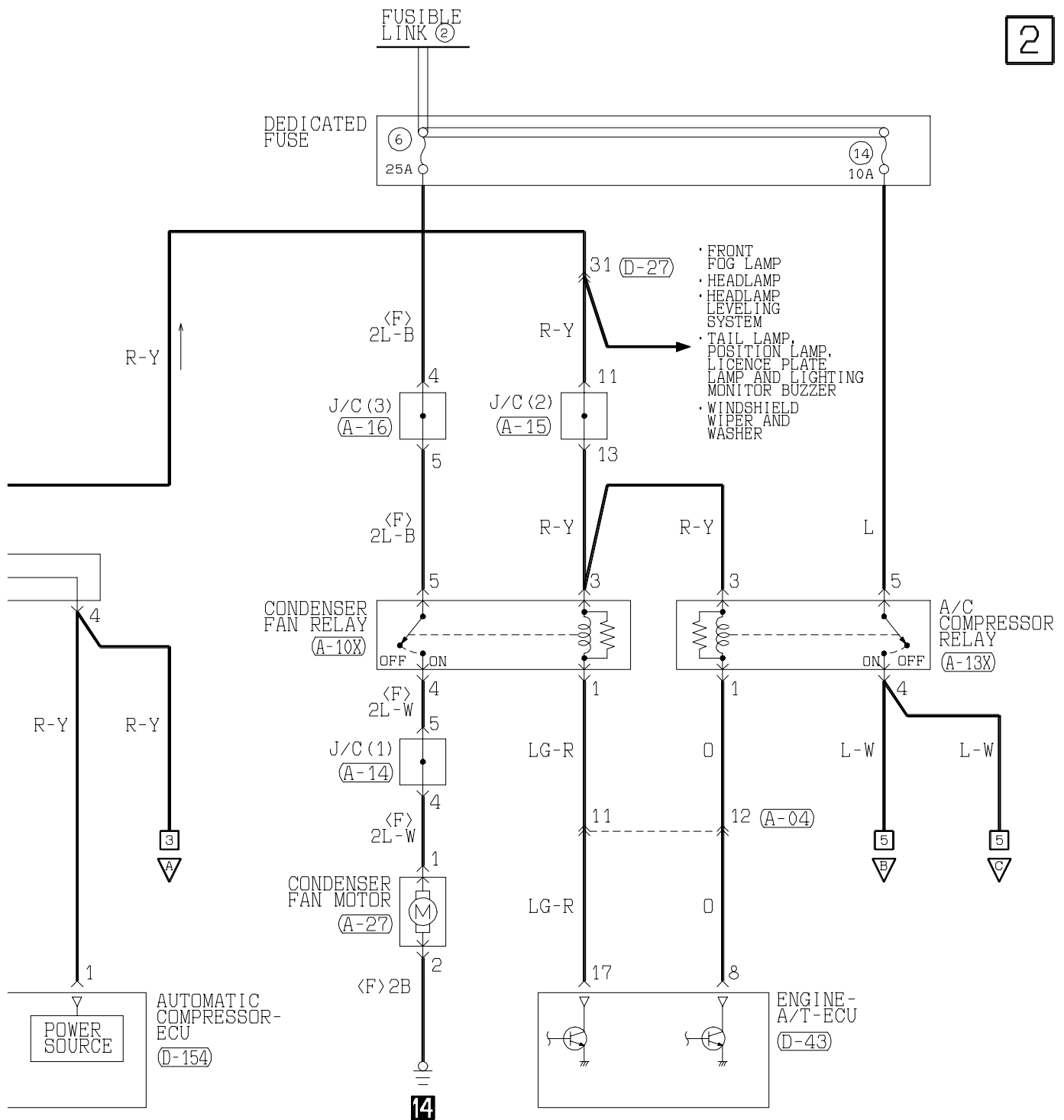
(D-211)



(D-220)



2



(D-27)

1	2	3	4	5	6	7	8	9	10	11	12	13
14	15	16	17	18	19	20	21	22	23	24	25	26
27	28	29	30	31	32	33	34	35	36	37	38	39

(D-30)

1	2	3	4	5	6	7	8	9	10	11	12	13
14	15	16	17	18	19	20	21	22	23	24	25	26
27	28	29	30	31	32	33	34	35	36	37	38	39

(D-32)

1	2	3	4	5	6	7	8	9	10	11	12	13
14	15	16	17	18	19	20	21	22	23	24	25	26
27	28	29	30	31	32	33	34	35	36	37	38	39

(D-43)

(MU803802)

1	2	3	4	5	6	7	8	9	10	11	12	13
14	15	16	17	18	19	20	21	22	23	24	25	26
27	28	29	30	31	32	33	34	35	36	37	38	39

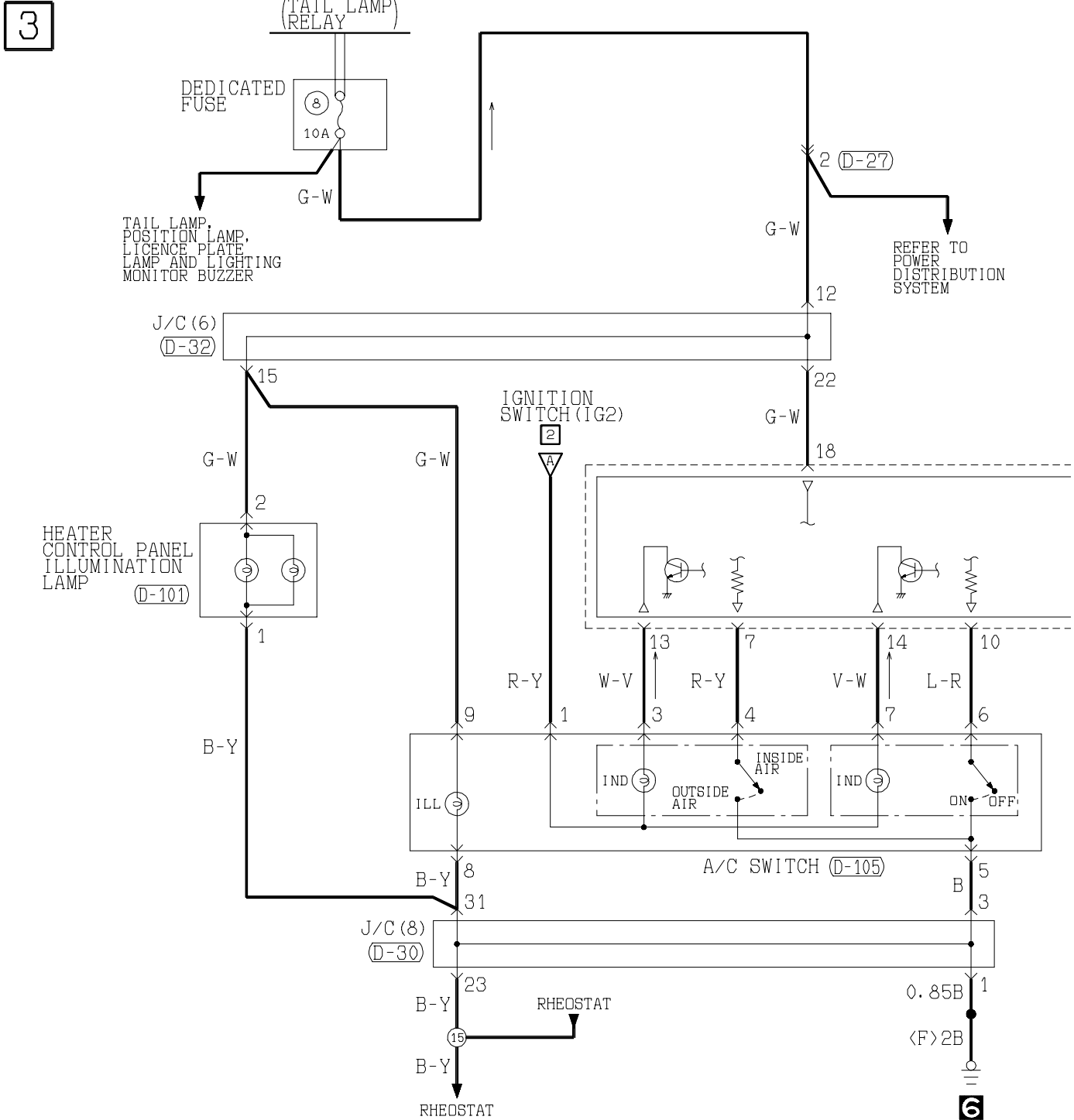
(D-103)

1	2	3	4	5	6
7	8	9	10	11	12
13	14	15	16	17	18

(D-127)

1	2	3	4	5	6
7	8	9	10	11	12
13	14	15	16	17	18

SINGLE MANUAL AIR CONDITIONER <MPI (Vehicles for Taiwan)> (CONTINUED)

Main
IndexGroup
TOC

(A-04) MU802611											
1	2	3	4	5	6	7	8	9	10	11	12

(A-24)
12

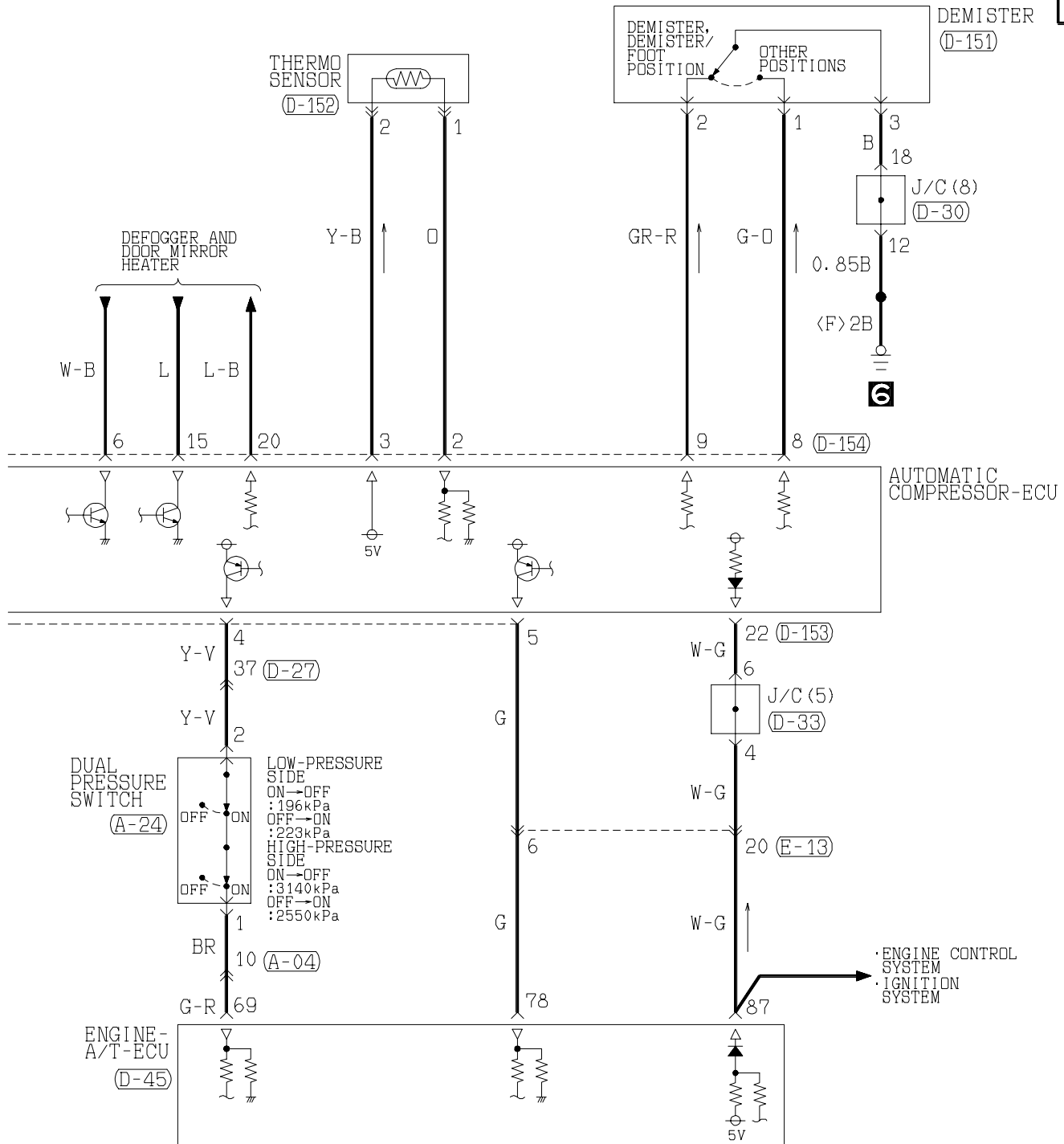
(D-27)
Refer to P. 3-343

(D-30)											
1	2	3	4	5	6	7	8	9	10	11	12
13	14	15	16	17	18	19	20	21	22	23	24
25	26	27	28	29	30	31	32	33			

(D-32)											
1	2	3	4	5	6	7	8	9	10	11	12
13	14	15	16	17	18	19	20	21	22	23	24
25	26	27	28	29	30	31	32	33			

(D-33)											
1	2	3	4	5	6	7	8	9	10	11	12
13	14	15	16	17	18	19	20	21	22	23	24
25	26	27	28	29	30	31	32	33			

4



(D-45)

(MU803804)

61	62	JAE	63	64
65	66	67	68	69
70	71	72	73	
74	75	76	77	78
79	80	81	82	
83	84	85	86	87
88	89			

(D-101)

(MU801441)

1	2
---	---

(D-105)

(MU802098)

1	2	3	4	5	6	7	8	9	10	11	12
---	---	---	---	---	---	---	---	---	----	----	----

(D-151)

(MU801582)

1	2	3
---	---	---

(D-152)

(MU801582)

1	2
---	---

(D-153)

(MU801582)

21	22	23	24
25	26	27	28

(D-154)

(MU801585)

1	2	3	4	5	6	7	8	9	10
11	12	13	14	15	16	17	18	19	20

(E-13)

Refer to
P. 3-343

Wire colour code

B : Black LG : Light green

G : Green

L : Blue

W : White

Y : Yellow

SB : Sky blue

BR : Brown D : Orange

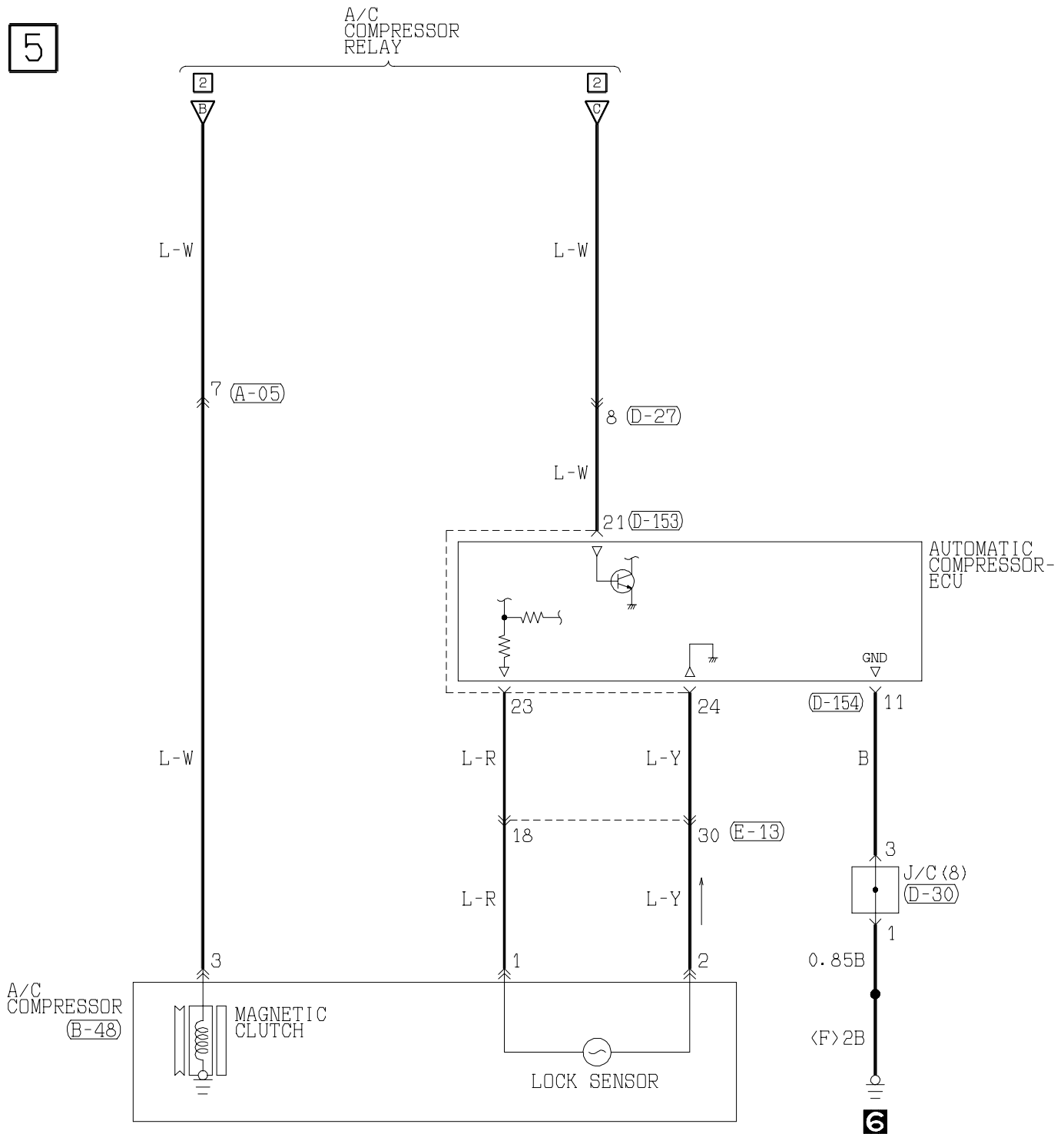
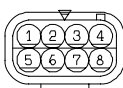
GR : Gray

R : Red

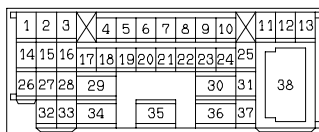
P : Pink

V : Violet

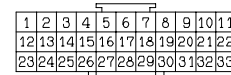
SINGLE MANUAL AIR CONDITIONER <MPI (Vehicles for Taiwan)> (CONTINUED)

Main
IndexGroup
TOC(A-05)
MU802749(B-48)
MU802603

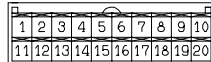
(D-27)



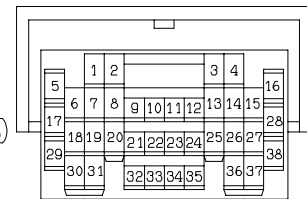
(D-30)

(D-153)
(MU801582)

(D-154) (MU801585)



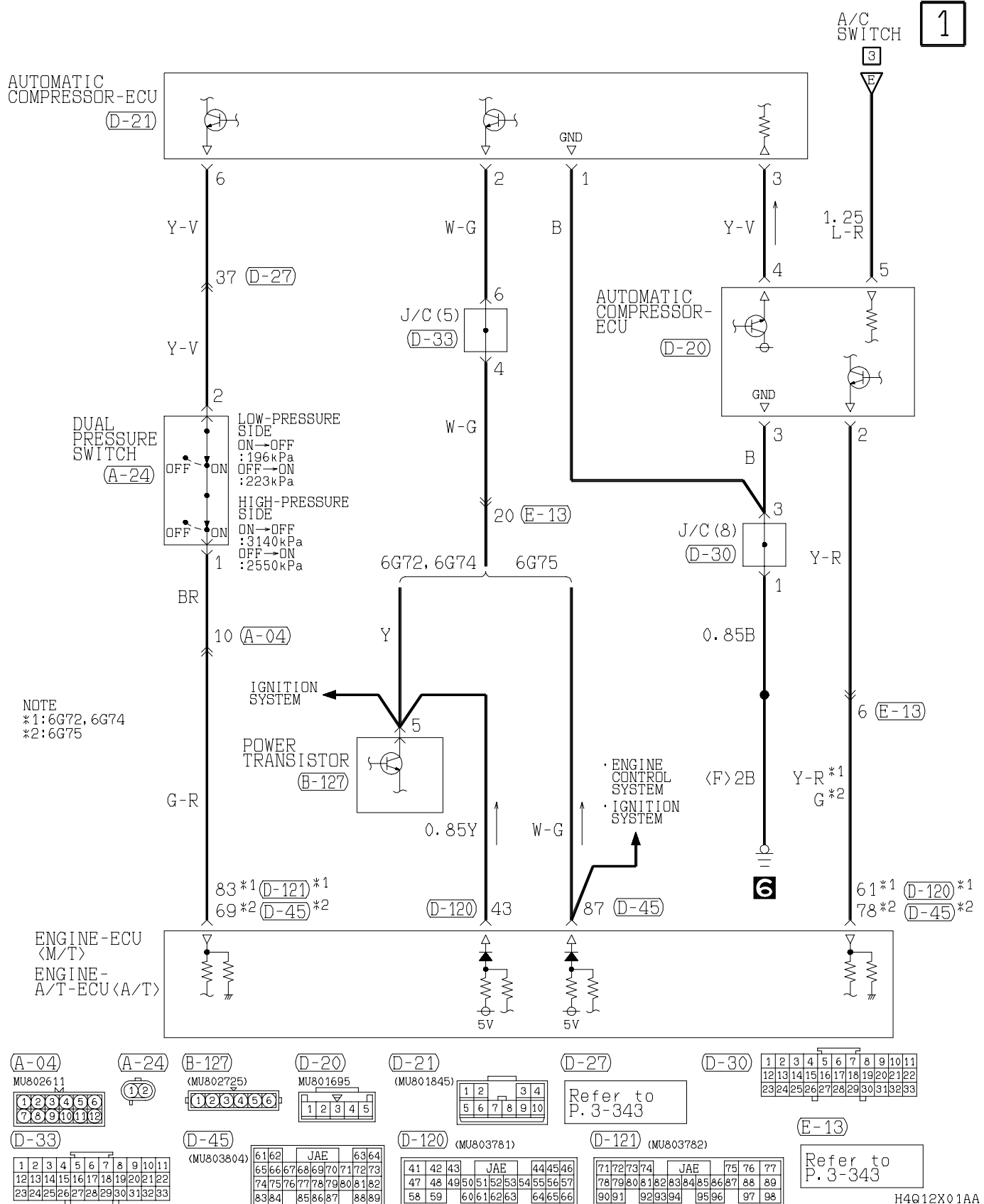
(E-13)

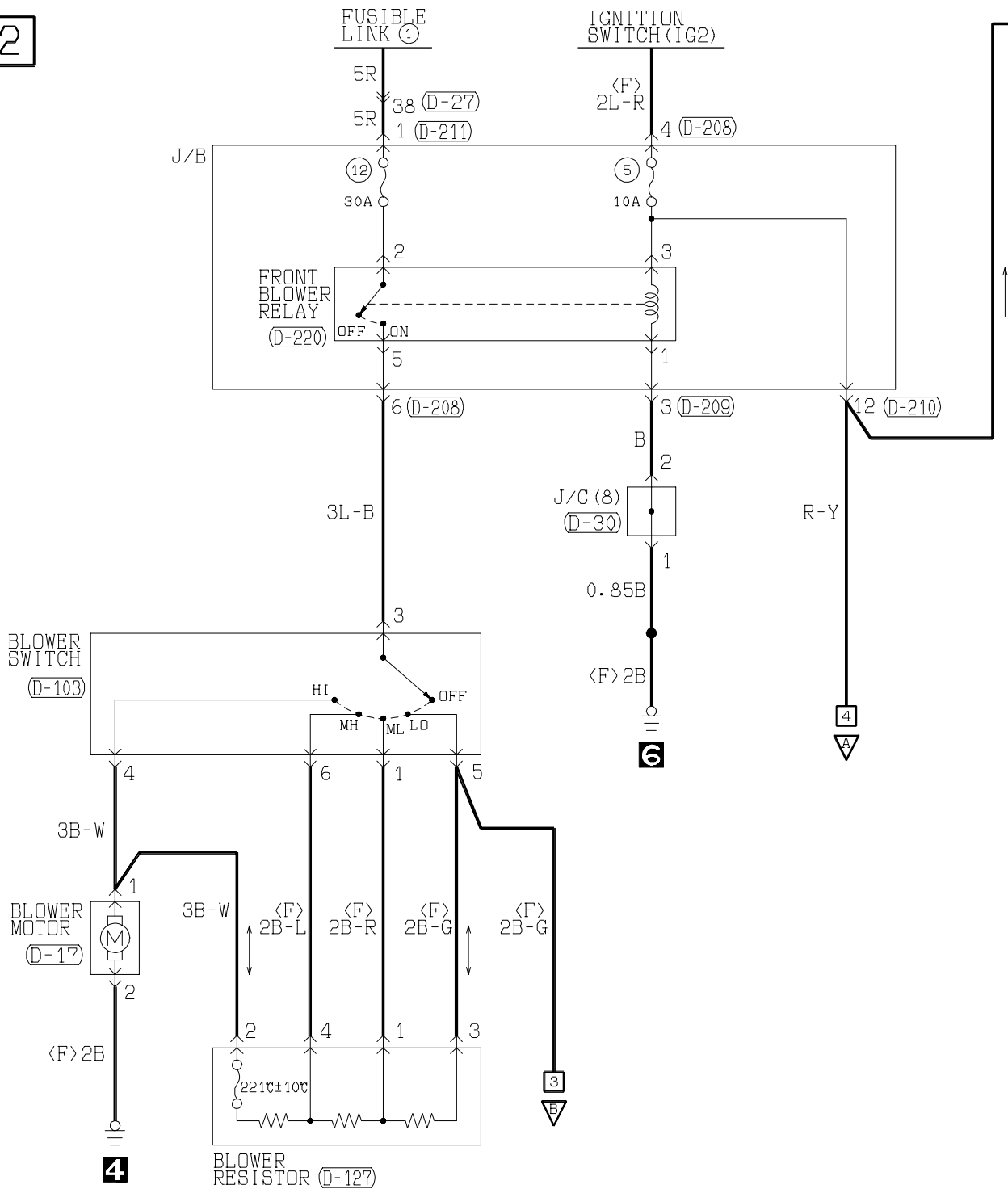


H4Q12X02CA

SINGLE MANUAL AIR CONDITIONER

MPI <L.H. drive vehicles (Except for Taiwan)>

Main
IndexGroup
TOC

SINGLE MANUAL AIR CONDITIONER <MPI (L.H. drive vehicles (Except for Taiwan))> (CONTINUED)
[Main Index](#)
[Group TOC](#)
2


(D-09)

1	2	3
---	---	---

(D-17)

1	2
---	---

(D-27)

1	2	3	4	5	6	7	8	9	10	11	12	13
14	15	16	17	18	19	20	21	22	23	24	25	26
27	28	29	30	31	32	33	34	35	36	37	38	39

(D-30)

1	2	3	4	5	6	7	8	9	10	11
12	13	14	15	16	17	18	19	20	21	22
23	24	25	26	27	28	29	30	31	32	33

(D-32)

1	2	3	4	5	6	7	8	9	10	11
12	13	14	15	16	17	18	19	20	21	22
23	24	25	26	27	28	29	30	31	32	33

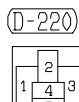
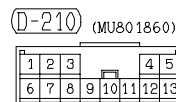
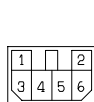
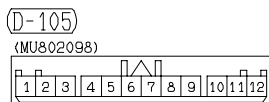
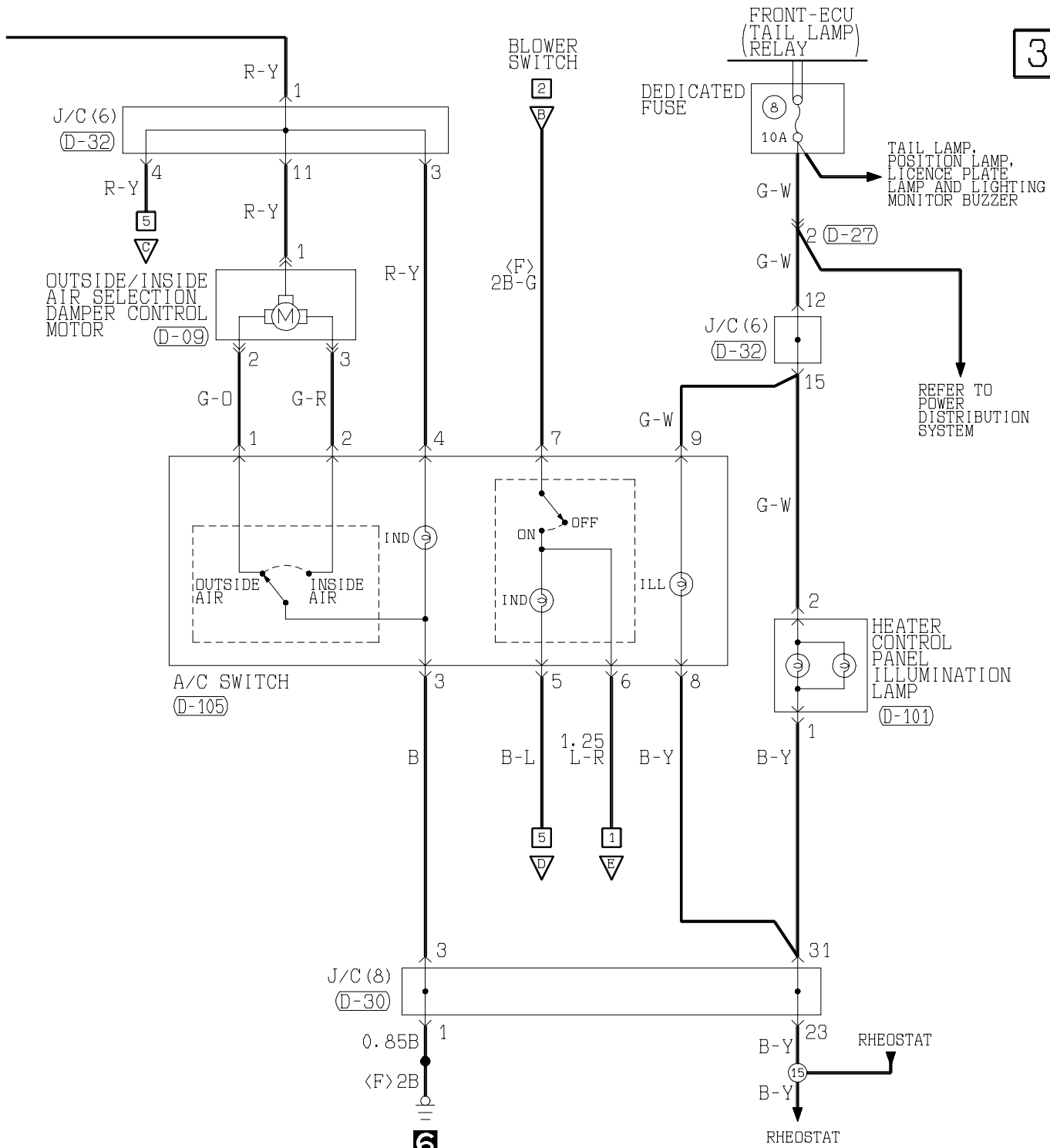
(D-101)

1	2
---	---

(D-103)

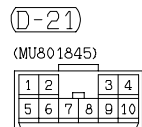
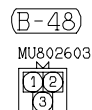
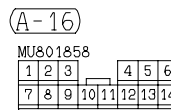
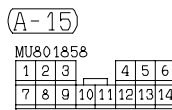
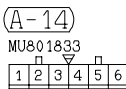
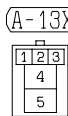
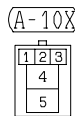
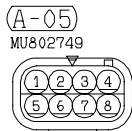
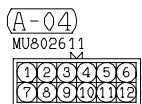
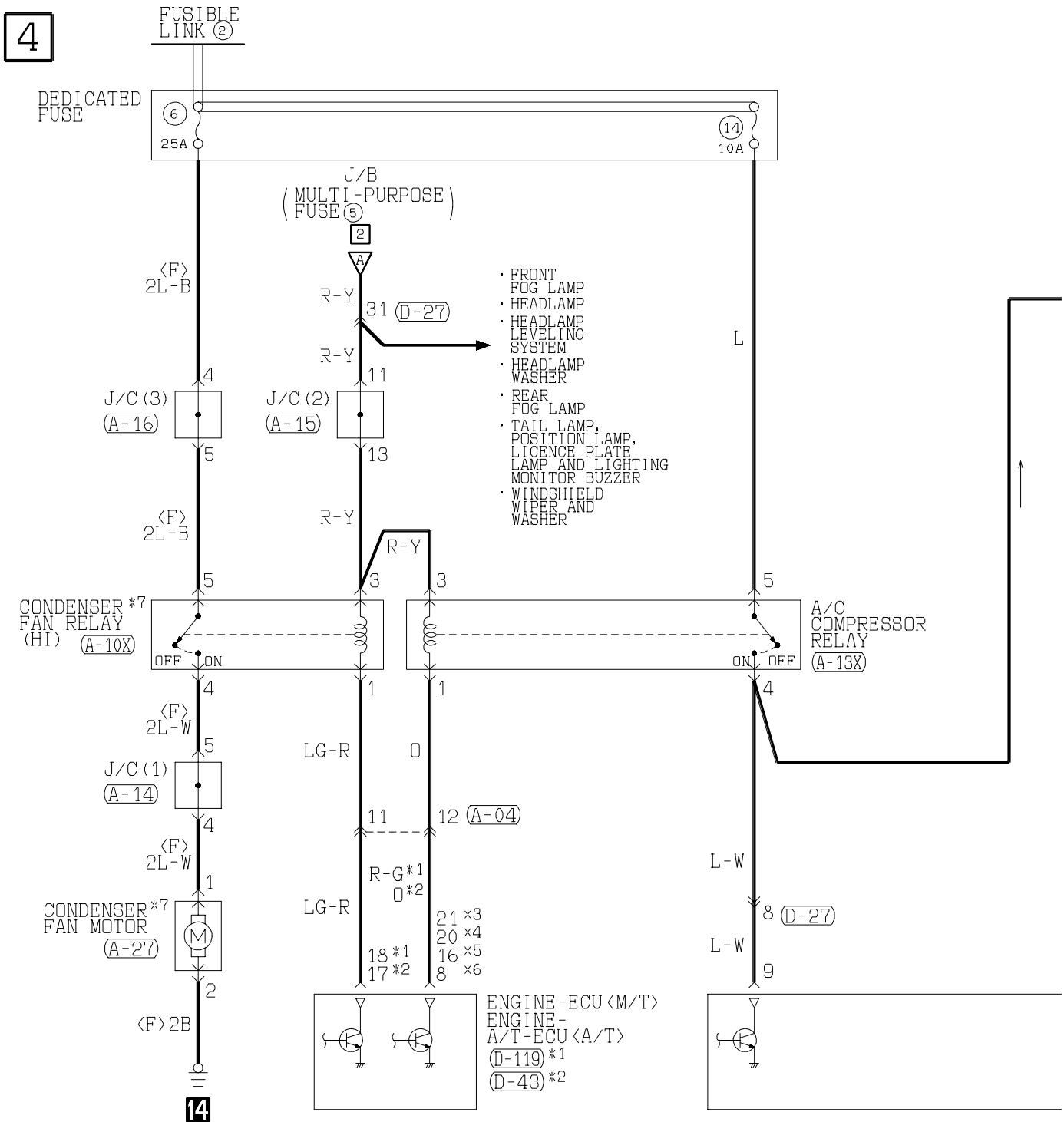
1	2	3
4	5	6

3



Wire colour code
 B : Black LG : Light green G : Green L : Blue W : White Y : Yellow SB : Sky blue
 BR : Brown O : Orange GR : Gray R : Red P : Pink V : Violet

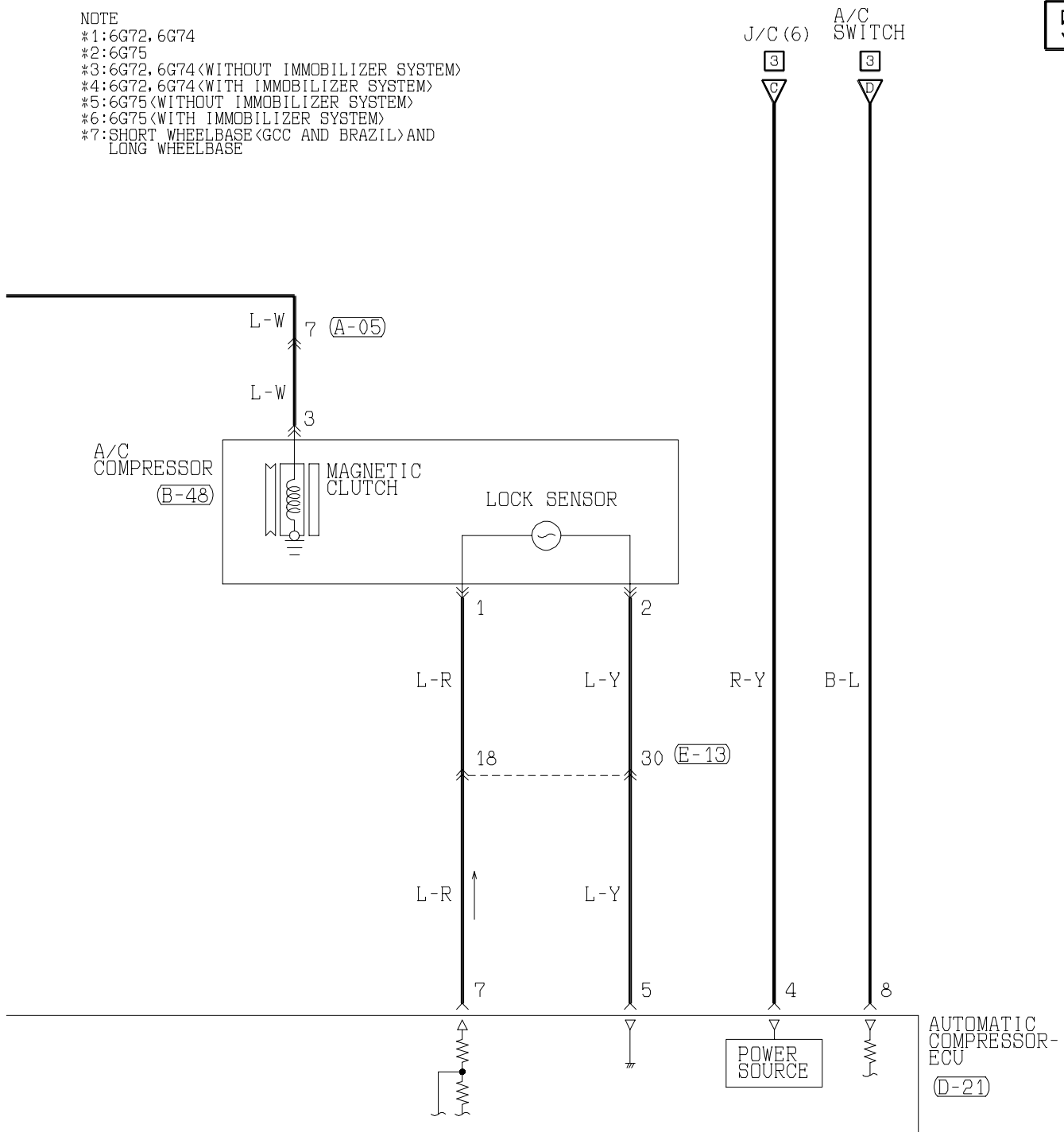
SINGLE MANUAL AIR CONDITIONER <MPI (L.H. drive vehicles (Except for Taiwan))> (CONTINUED)

Main
IndexGroup
TOC

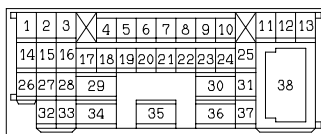
5

NOTE

- *1:6G72,6G74
- *2:6G75
- *3:6G72,6G74<WITHOUT IMMOBILIZER SYSTEM>
- *4:6G72,6G74<WITH IMMOBILIZER SYSTEM>
- *5:6G75<WITHOUT IMMOBILIZER SYSTEM>
- *6:6G75<WITH IMMOBILIZER SYSTEM>
- *7:SHORT WHEELBASE<GCC AND BRAZIL>AND LONG WHEELBASE



(D-27)



(D-43)

(MU803802)

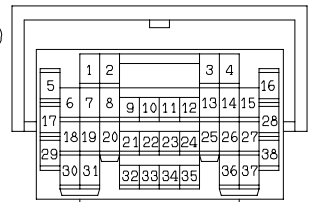
1	2	3	4
5	6	7	8
9	10	11	12
13	14	15	16
17	18	19	20
21	22	23	24
25	26	27	28

(D-119)

(MU803784)

1	2	3	4	5	6	7	8
9	10	11	12	13	14	15	16
17	18	19	20	21	22	23	24
25	26	27	28	29	30	31	32
33	34	35	36	37	38	39	40

(E-13)



Wire colour

B : Black

BR : Brown

W : White

V : Violet

code

LG : Light green

O : Orange

SB : Sky blue

G : Green

GR : Gray

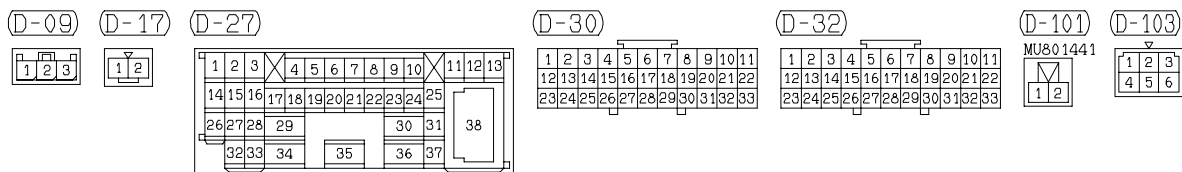
P : Pink

L : Blue

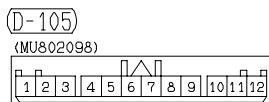
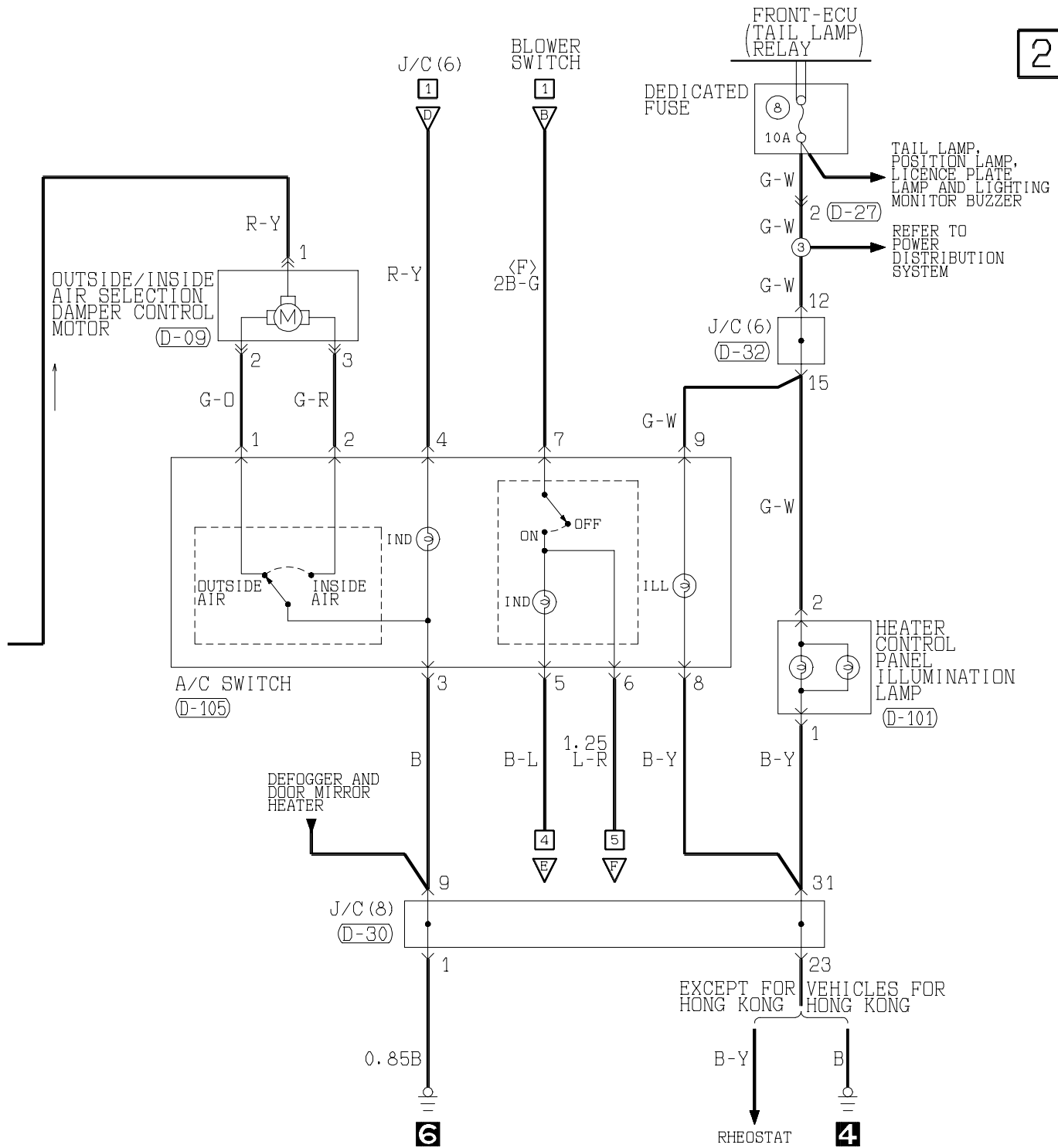
R : Red

Y : Yellow

MPI <R.H. drive vehicles>



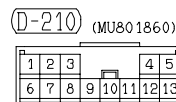
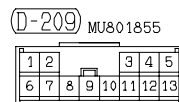
2



(D-127) MU801365



(D-208) MU801331

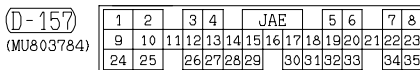
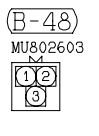
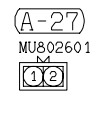
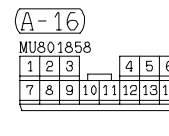
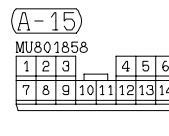
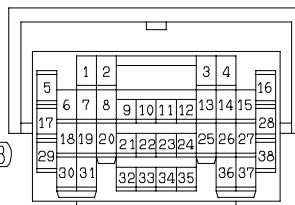
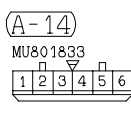
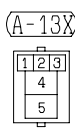
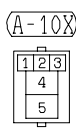
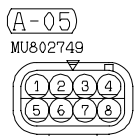
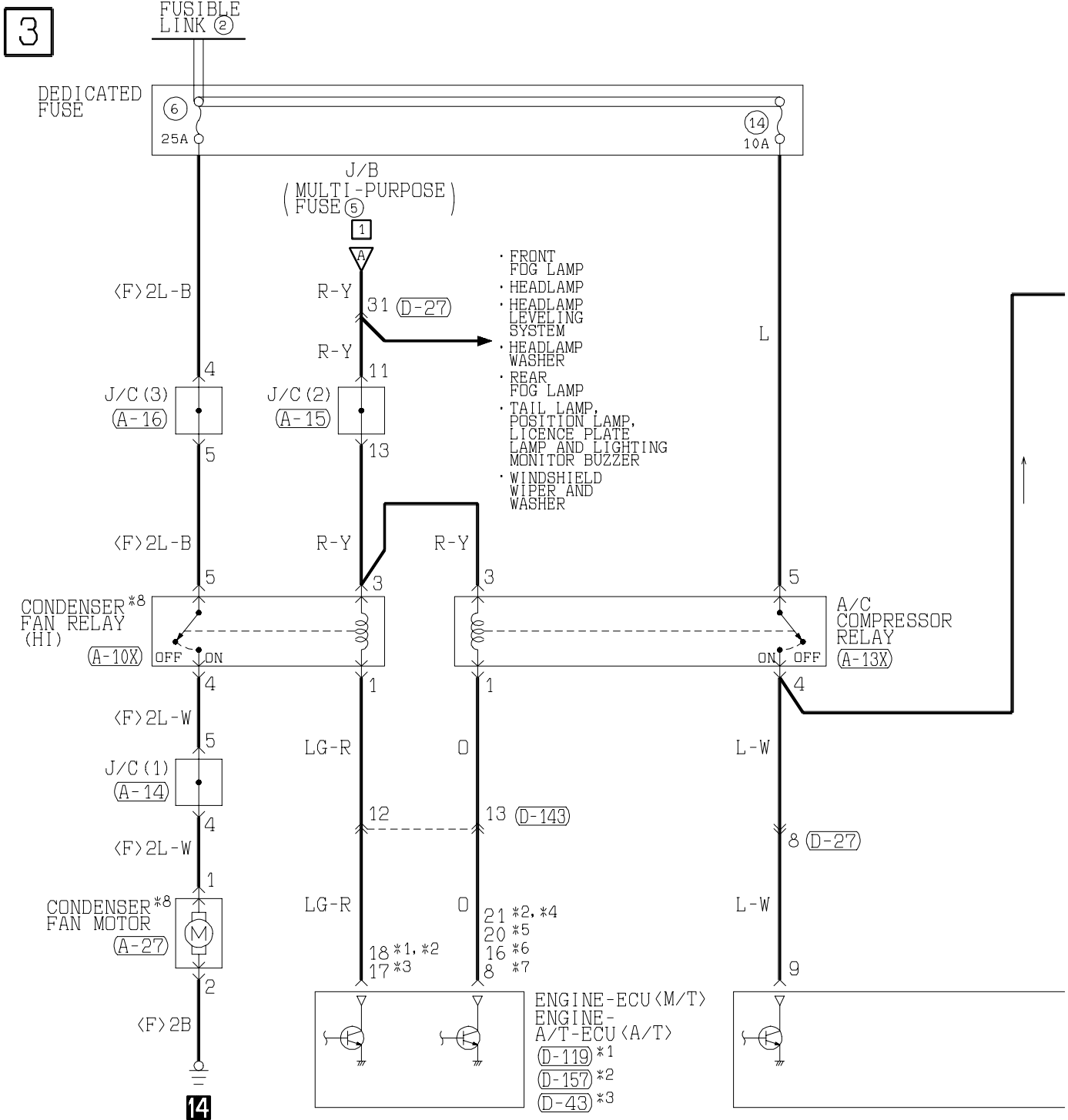


(D-211) MU801403



Wire colour code
 B : Black LG : Light green G : Green L : Blue W : White Y : Yellow SB : Sky blue
 BR : Brown O : Orange GR : Gray R : Red P : Pink V : Violet

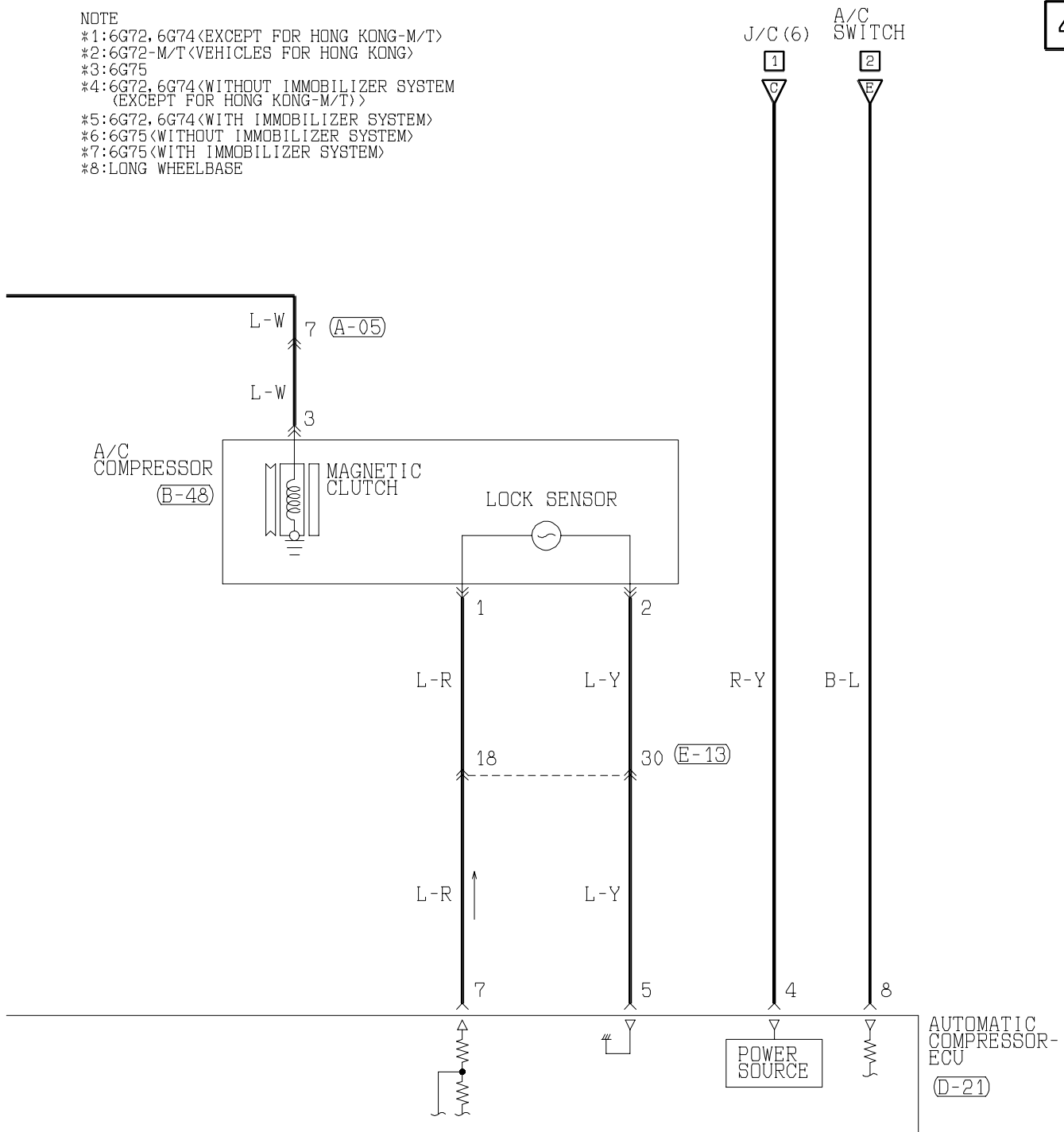
SINGLE MANUAL AIR CONDITIONER <MPI (R.H. drive vehicles)> (CONTINUED)

Main
IndexGroup
TOC

4

NOTE

- *1:6G72,6G74<EXCEPT FOR HONG KONG-M/T>
- *2:6G72-M/T<VEHICLES FOR HONG KONG>
- *3:6G75
- *4:6G72,6G74<WITHOUT IMMOBILIZER SYSTEM
(EXCEPT FOR HONG KONG-M/T)>
- *5:6G72,6G74<WITH IMMOBILIZER SYSTEM>
- *6:6G75<WITHOUT IMMOBILIZER SYSTEM>
- *7:6G75<WITH IMMOBILIZER SYSTEM>
- *8:LONG WHEELBASE

(D-21)
(MU801845)

1	2	3	4
5	6	7	8
9	10		

(D-27)

1	2	3	4	5	6	7	8	9	10	11	12	13
14	15	16	17	18	19	20	21	22	23	24	25	
26	27	28	29					30	31	32	33	34
								35	36	37	38	

(D-43)
(MU803802)

1	2	JAE	3	4
5	6	7	8	9
10	11	12	13	14
15	16	17	18	19
20	21	22	23	24
25	26	27	28	29

(D-119) (MU803784)

1	2	3	4	JAE	5	6	7	8
9	10	11	12	13	14	15	16	17
18	19	20	21	22	23	24	25	26
27	28	29	30	31	32	33	34	35

(D-143) MU801855

1	2	3	4	5
6	7	8	9	10
11	12	13		

Wire colour code

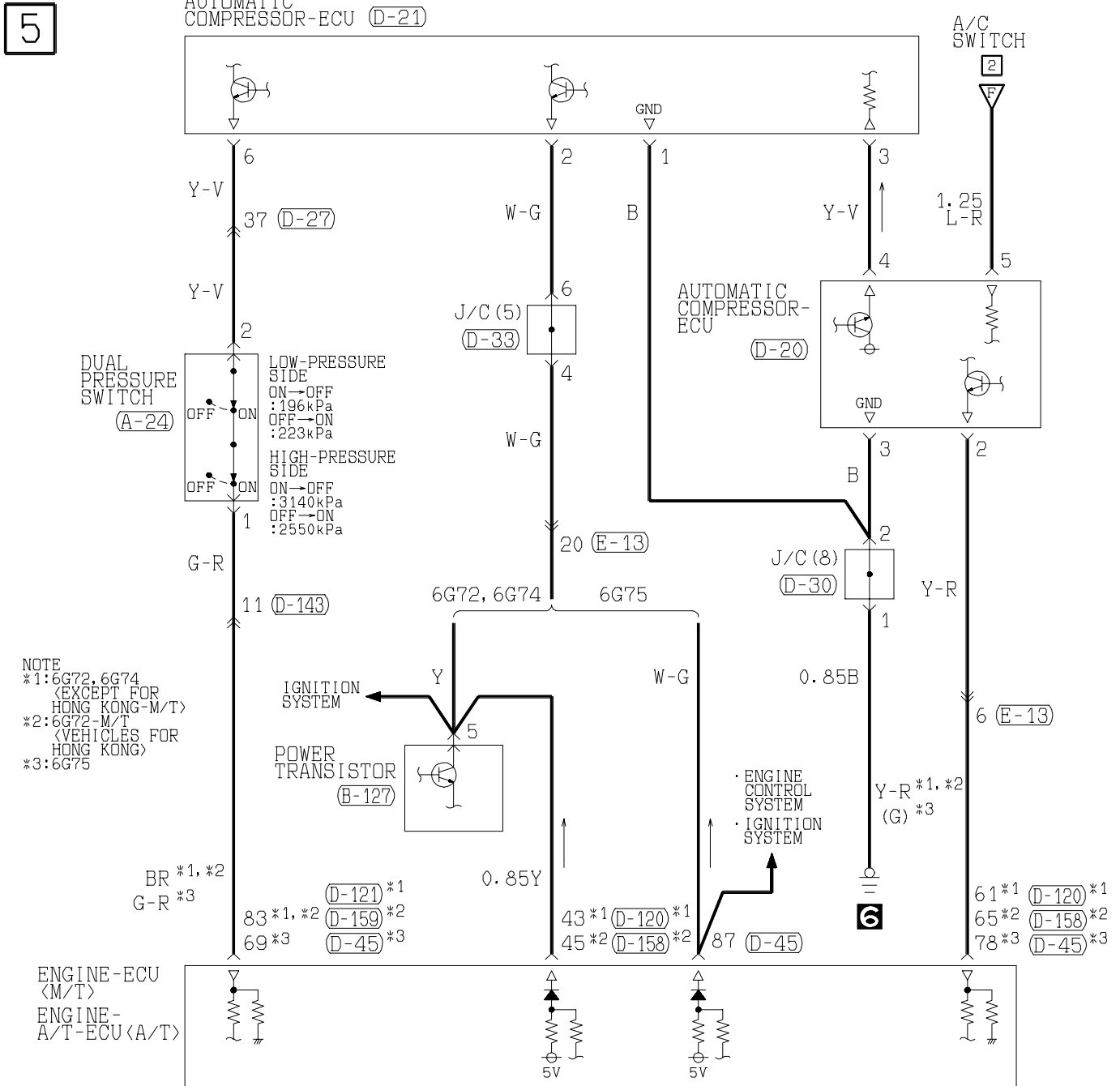
B:Black LG:Light green
 BR:Brown O:Orange
 W:White SB:Sky blue
 V:Violet

G:Green
 GR:Gray
 P:Pink

L:Blue
 R:Red
 Y:Yellow

H4Q12X03BB

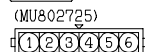
SINGLE MANUAL AIR CONDITIONER <MPI (R.H. drive vehicles)> (CONTINUED)

Main
IndexGroup
TOC

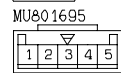
(A-24)



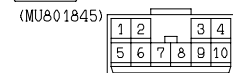
(B-127)



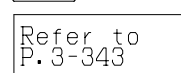
(D-20)



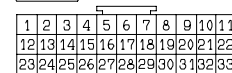
(D-21)



(D-27)



(D-30)



(D-33)



(D-45)

61	62	JAE	63	64
65	66	67	68	69
70	71	72	73	74
75	76	77	78	79
80	81	82	83	84
85	86	87	88	89

(D-120) (MU803781)

41	42	43	JAE	44	45	46
47	48	49	50	51	52	53
54	55	56	57	58	59	60
61	62	63	64	65	66	67

(D-121) (MU803782)

71	72	73	74	JAE	75	76	77
78	79	80	81	82	83	84	85
86	87	88	89	90	91	92	93
94	95	96	97	98	99	100	

(D-143) MU801855

1	2	3	4	5
6	7	8	9	10
11	12	13	14	15
16	17	18	19	20
21	22	23	24	25
26	27	28	29	30
31	32	33	34	35

(D-158) (MU803782)

41	42	43	44	JAE	45	46	47
48	49	50	51	52	53	54	55
56	57	58	59	60	61	62	63
64	65	66	67	68	69	70	71

(D-159) (MU803783)

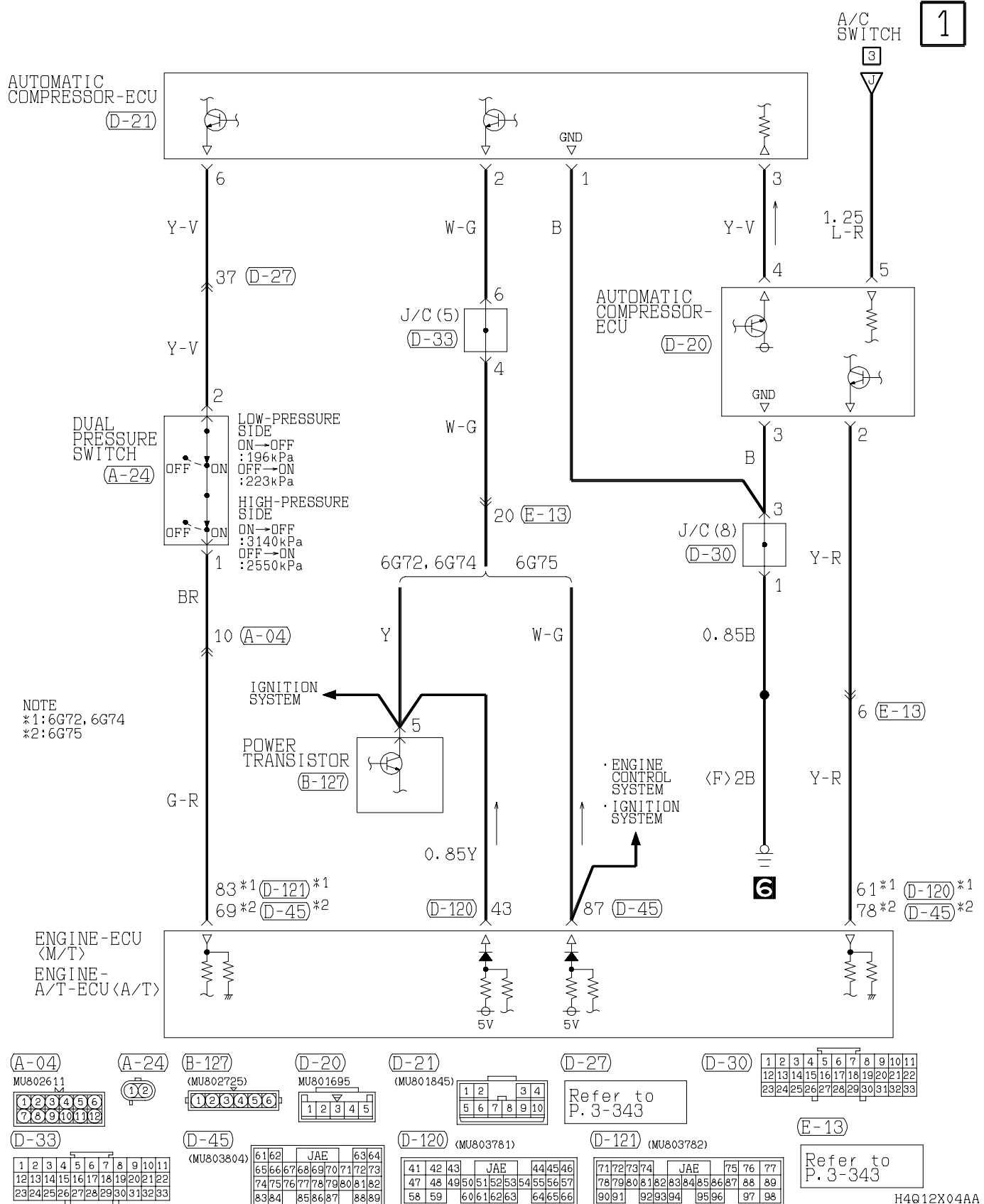
71	72	73	74	JAE	75	76	77
78	79	80	81	82	83	84	85
86	87	88	89	90	91	92	93
94	95	96	97	98	99	100	

(E-13)

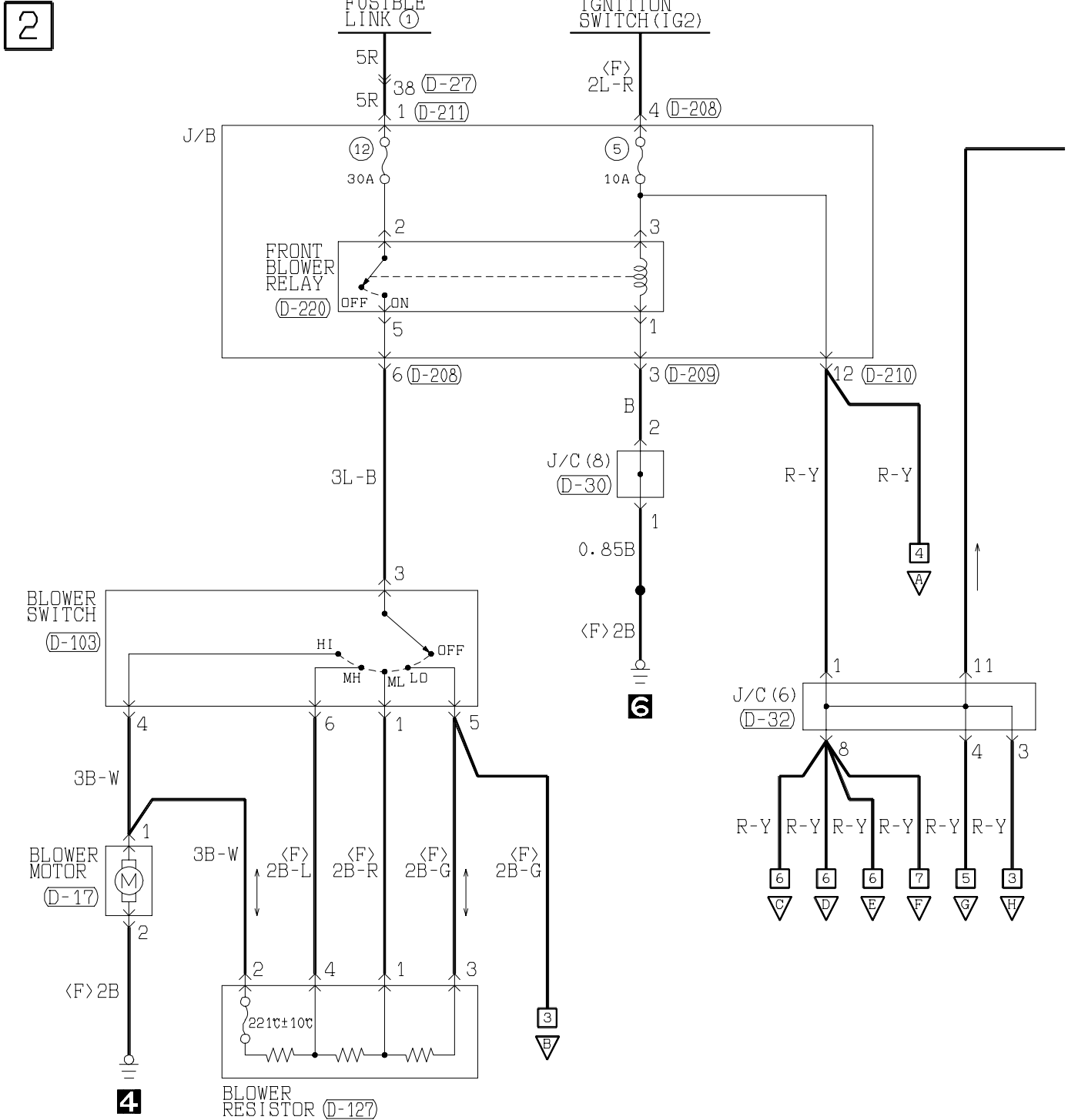


DUAL MANUAL AIR CONDITIONER

MPI <L.H. drive vehicles>

Main
IndexGroup
TOC

DUAL MANUAL AIR CONDITIONER <MPI (L.H. drive vehicles)> (CONTINUED)

Main
IndexGroup
TOC

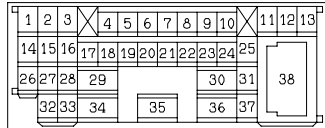
(D-09)



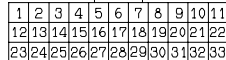
(D-17)



(D-27)



(D-30)



(D-32)

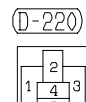
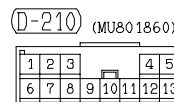
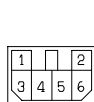
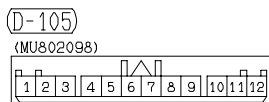
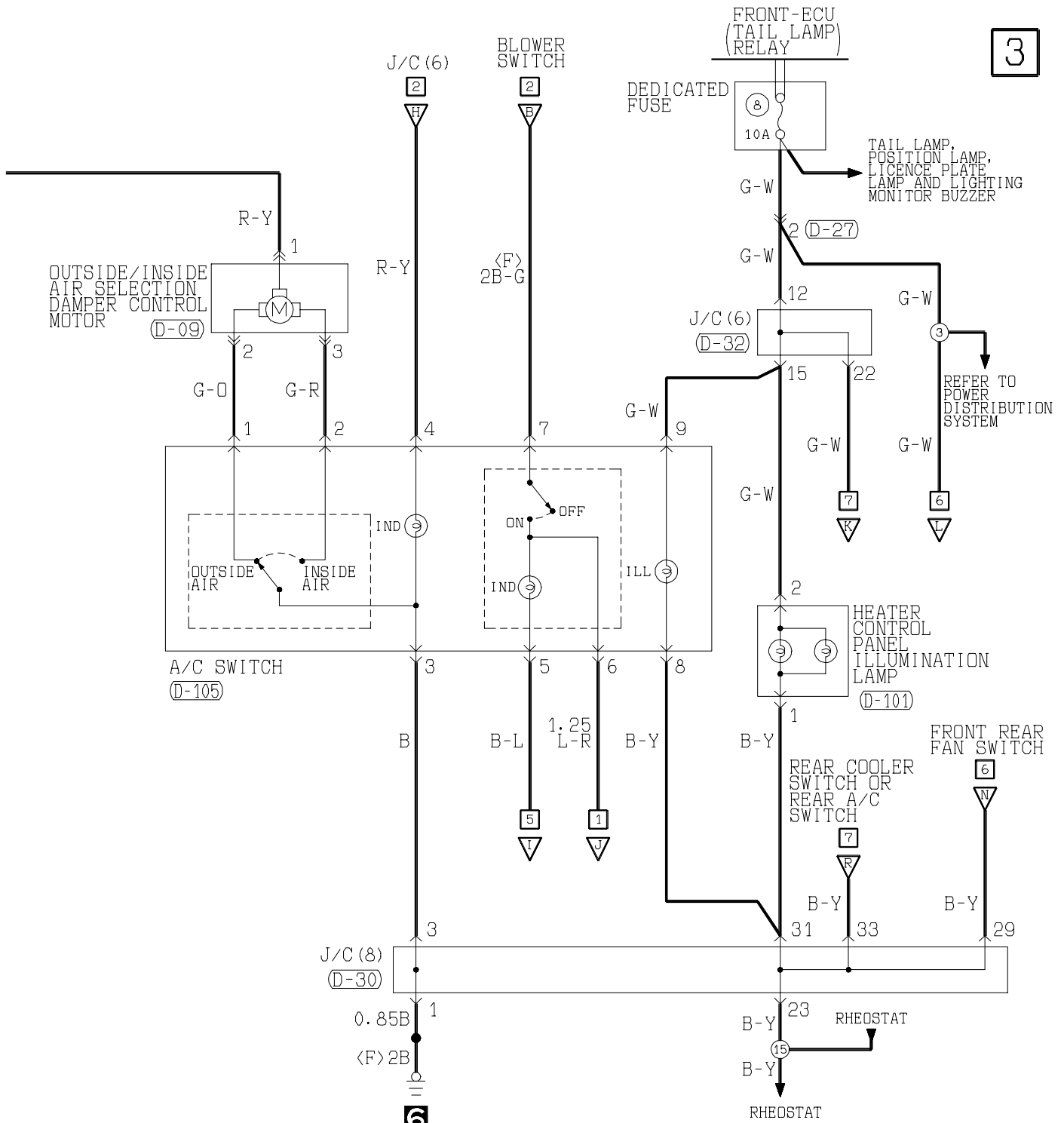


(D-101)



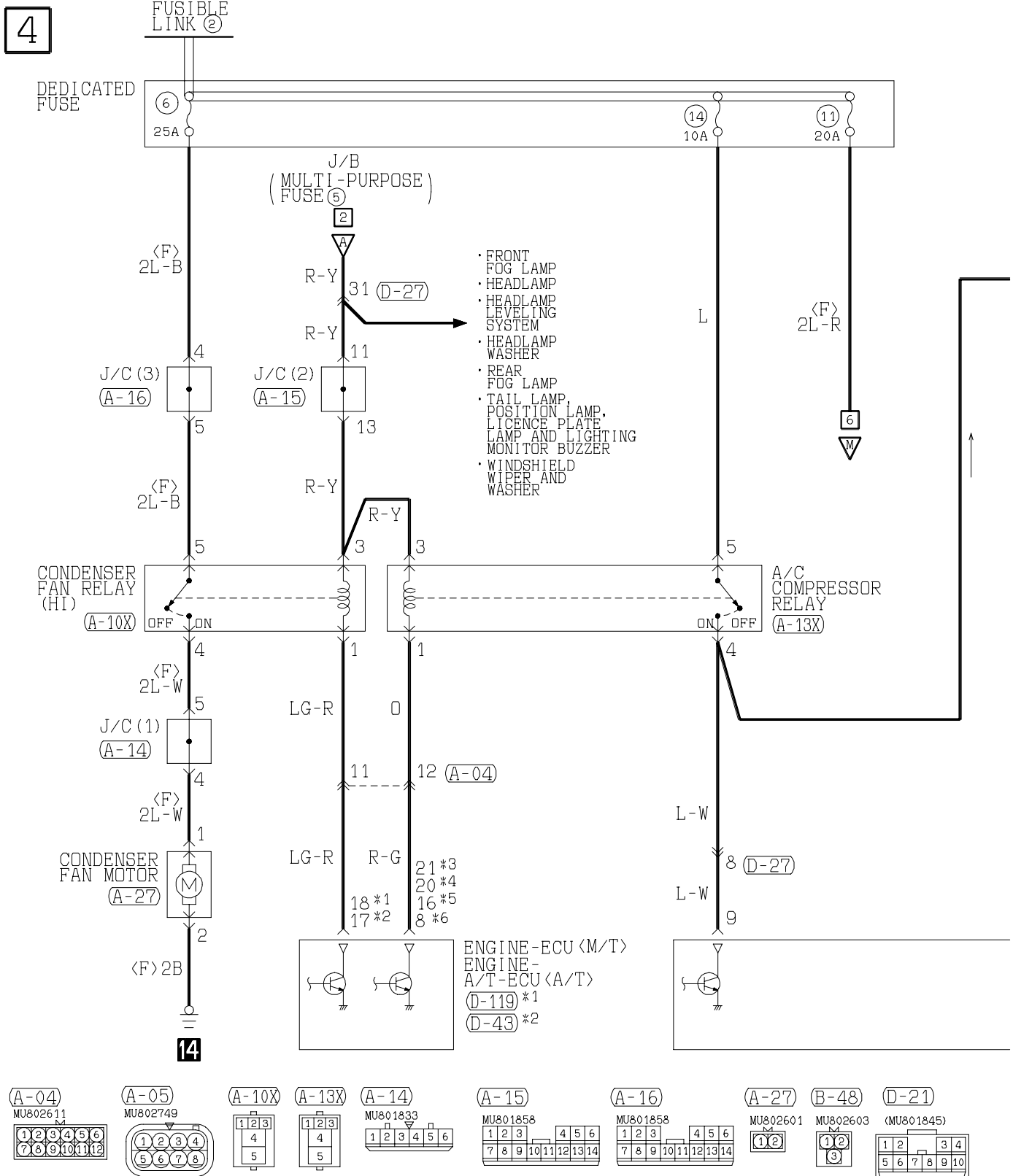
(D-103)





Wire colour code
 B : Black LG : Light green G : Green L : Blue W : White Y : Yellow SB : Sky blue
 BR : Brown O : Orange GR : Gray R : Red P : Pink V : Violet

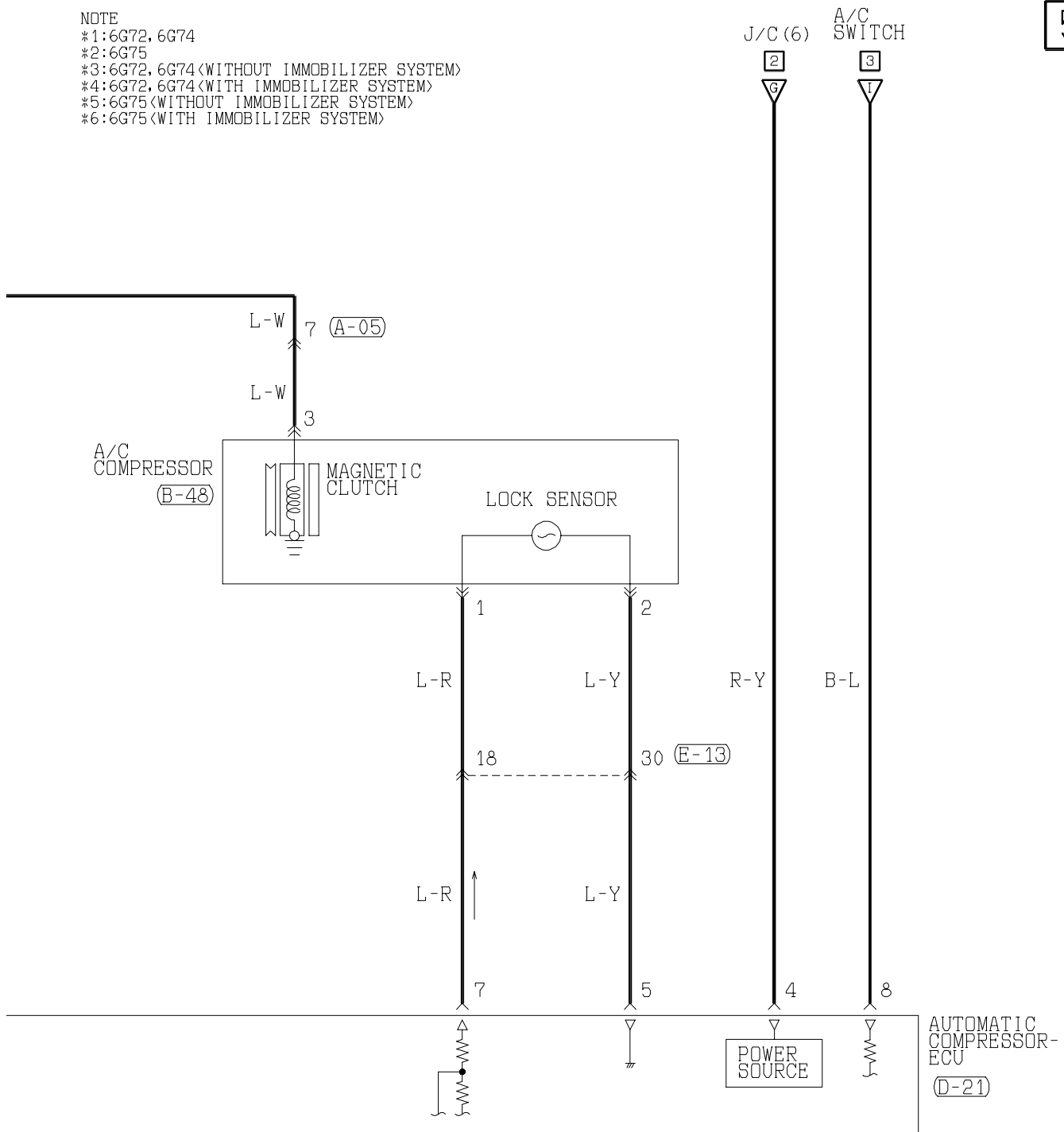
DUAL MANUAL AIR CONDITIONER <MPI (L.H. drive vehicles)> (CONTINUED)

Main
IndexGroup
TOC

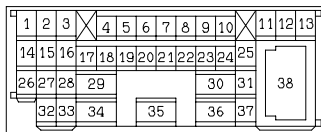
5

NOTE

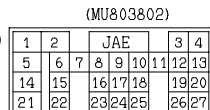
- *1:6G72,6G74
- *2:6G75
- *3:6G72,6G74<WITHOUT IMMOBILIZER SYSTEM>
- *4:6G72,6G74<WITH IMMOBILIZER SYSTEM>
- *5:6G75<WITHOUT IMMOBILIZER SYSTEM>
- *6:6G75<WITH IMMOBILIZER SYSTEM>



(D-27)



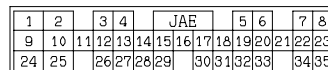
(D-43)



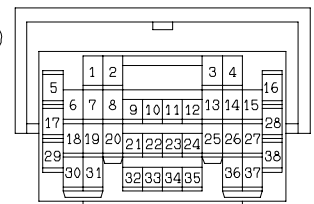
(MU803802)

(D-119)

(MU803784)



(E-13)

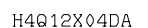


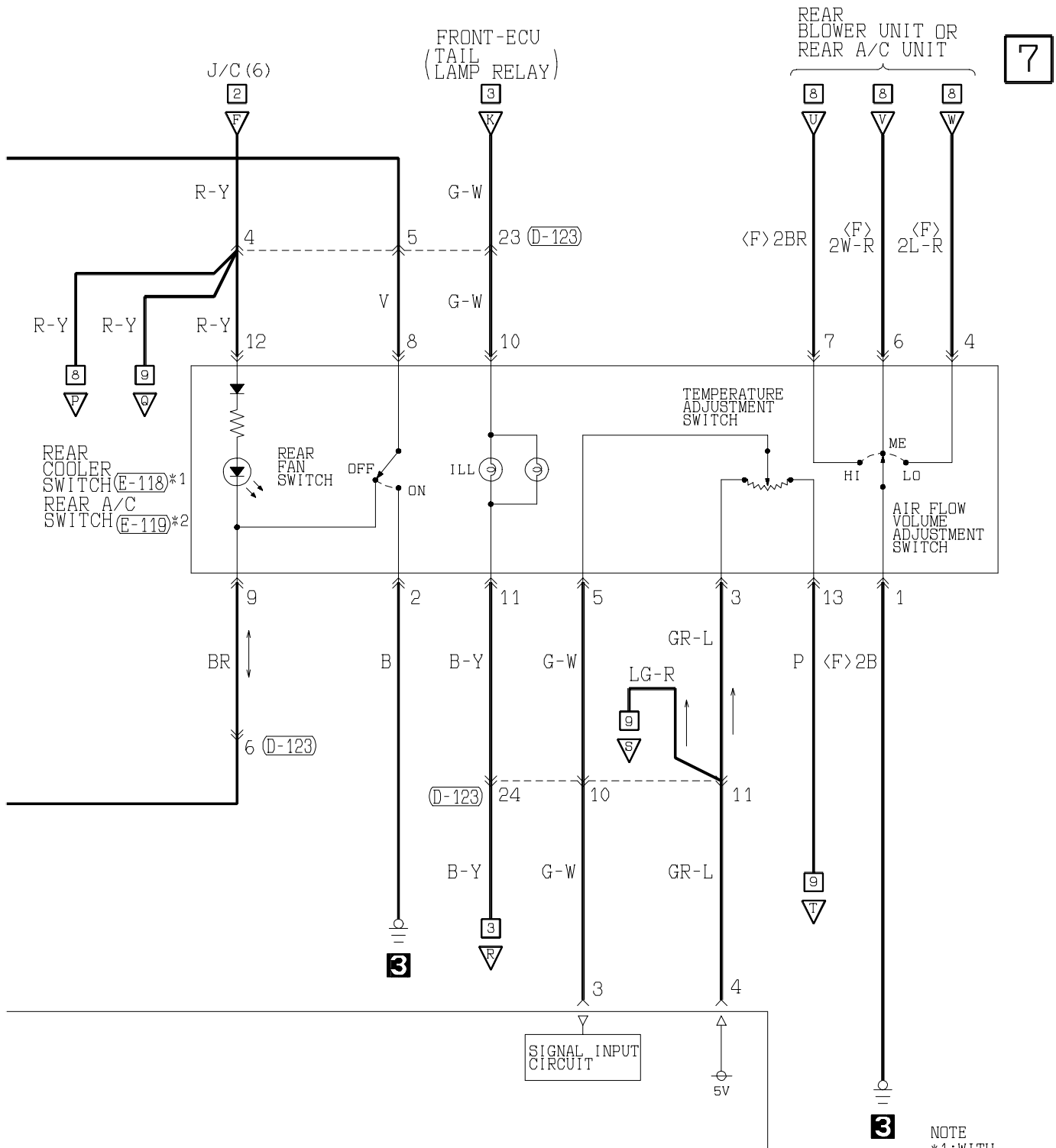
Wire colour code
 B : Black LG : Light green G : Green L : Blue
 BR : Brown O : Orange GR : Gray R : Red
 W : White SB : Sky blue P : Pink Y : Yellow
 V : Violet

H4Q12X04CB

Main Index

Group TOC





NOTE
 *1:WITH REAR COOLER
 *2:WITH REAR A/C

(E-23) MU801857

1	2	3	4	5	6
7	8	9	10	11	12

(E-109) MU801461

1	2	3	4	5	6	7	8	9	10
11	12	13	14	15	16	17	18	19	20

(E-118) MU801454

1	2	3	4	5	6
7	8	9	10	11	12

(E-119) MU801454

1	2	3	4	5	6
7	8	9	10	11	12

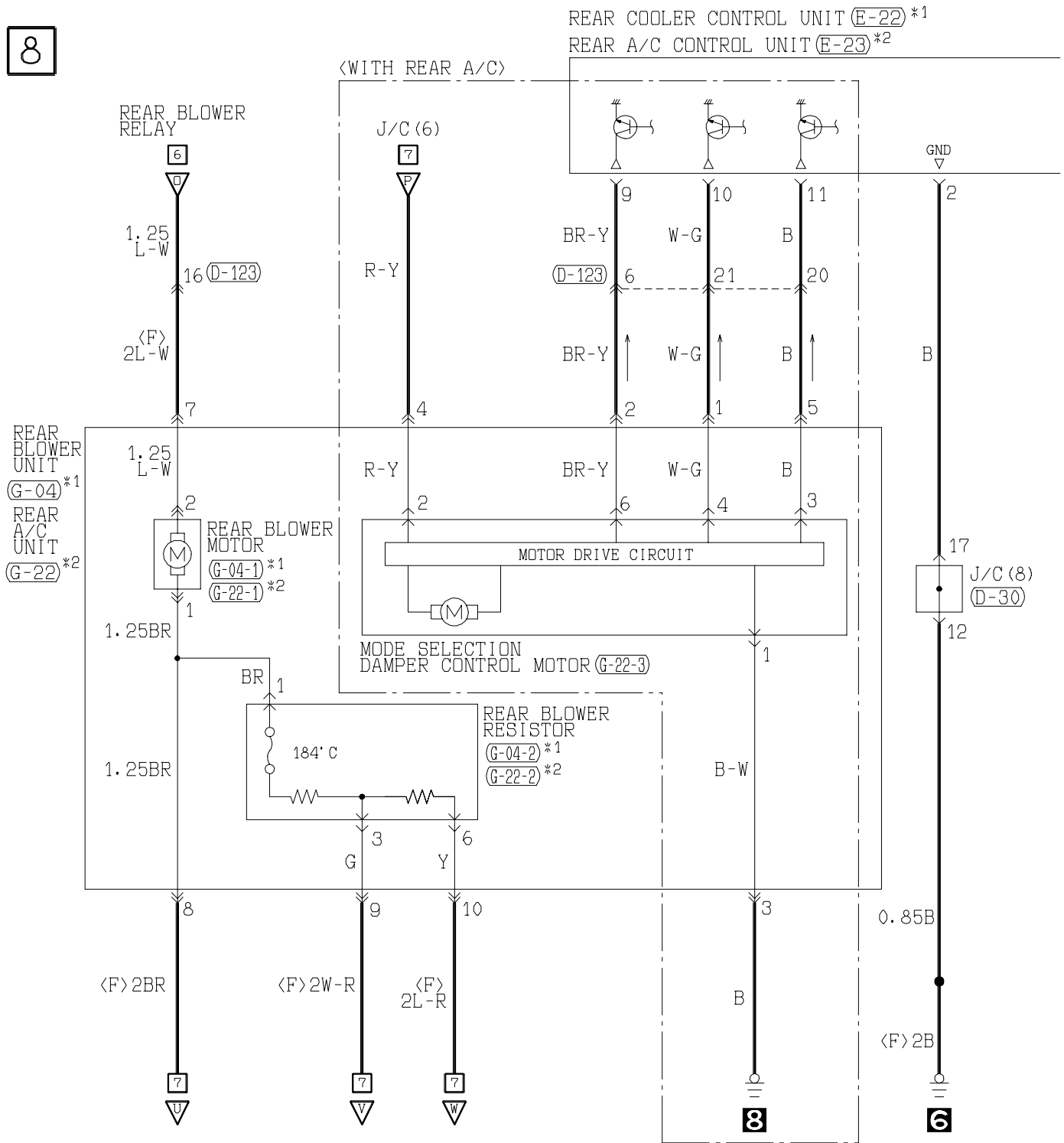
Wire colour code

B:Black LG:Light green G:Green L:Blue W:White Y:Yellow SB:Sky blue
 BR:Brown O:Orange GR:Gray R:Red P:Pink V:Violet

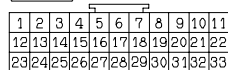
DUAL MANUAL AIR CONDITIONER <MPI (L.H. drive vehicles)> (CONTINUED)

Main
IndexGroup
TOC

8



(D-30)



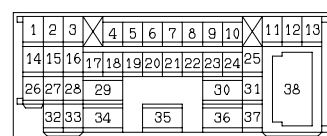
(G-24-4)



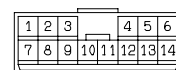
(G-25)



(D-123)



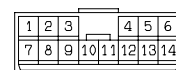
(E-22) MU801857



(G-25-1)



(E-23) MU801857



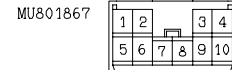
(G-25-3)



(G-25-4)



(G-04) MU801867



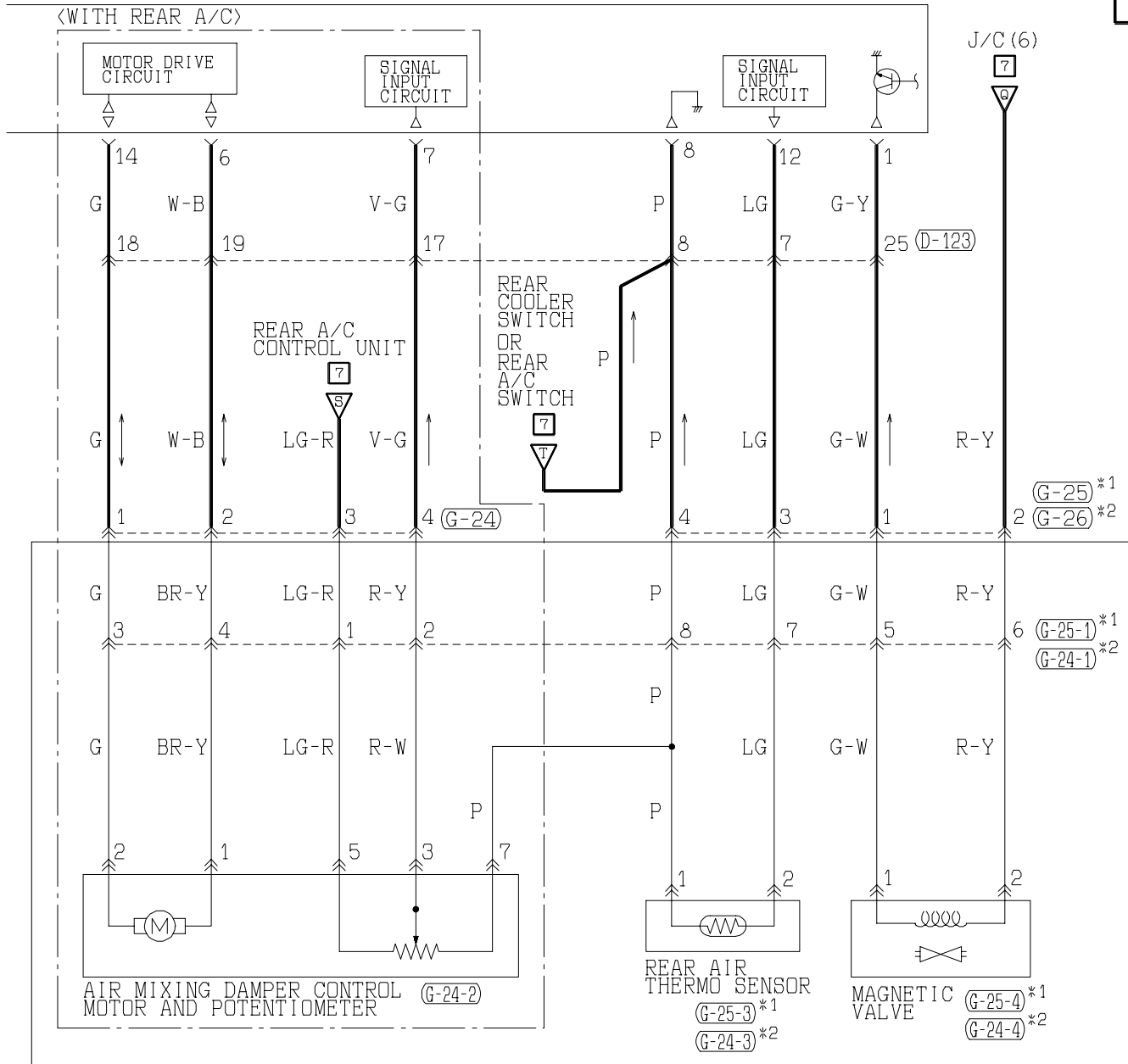
(G-26)



(G-04-1)



9



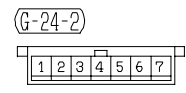
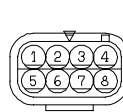
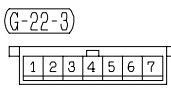
REAR COOLER UNIT*1

REAR A/C UNIT*2

NOTE

*1: WITH REAR COOLER

*2: WITH REAR A/C



Wire colour code

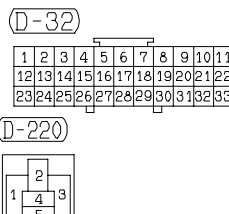
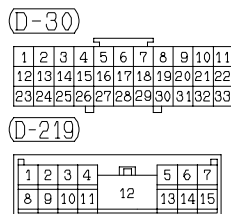
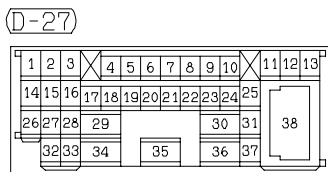
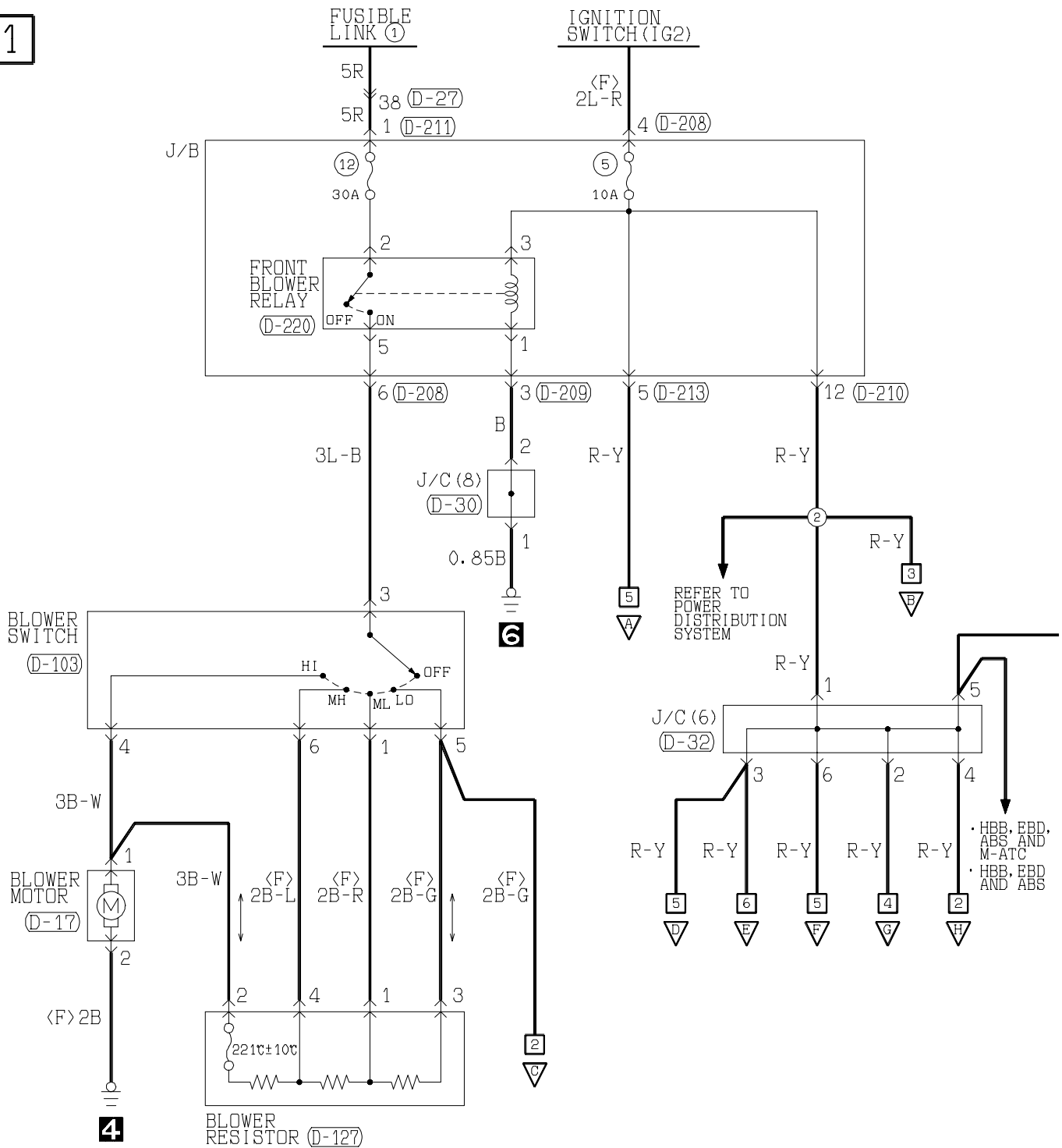
B : Black LG : Light green G : Green L : Blue W : White Y : Yellow SB : Sky blue
 BR : Brown O : Orange GR : Gray R : Red P : Pink V : Violet

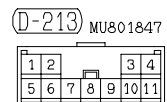
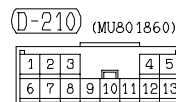
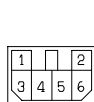
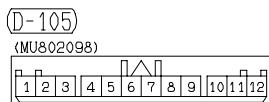
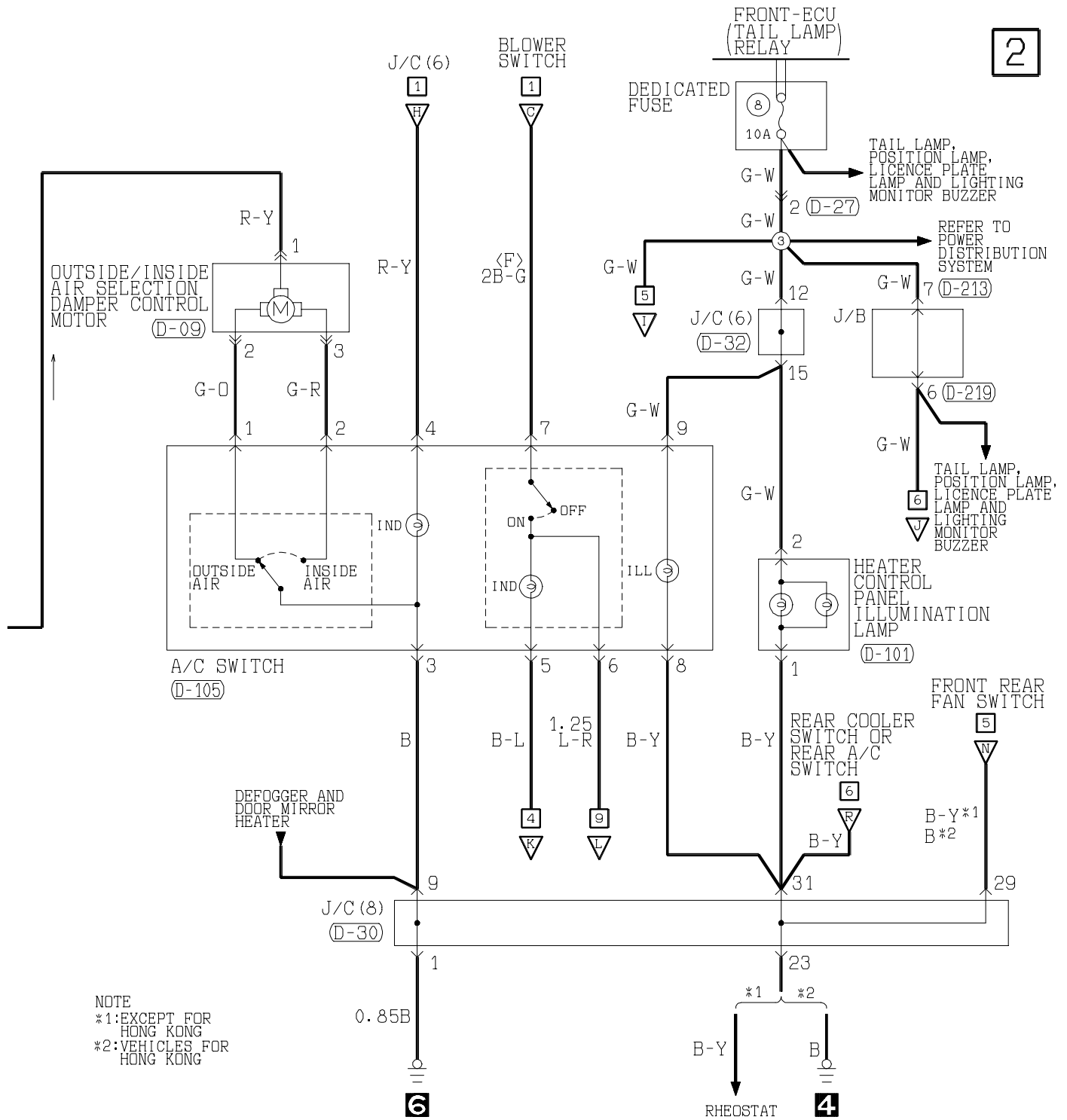
DUAL MANUAL AIR CONDITIONER

MPI <R.H. drive vehicles>

Main
IndexGroup
TOC

1



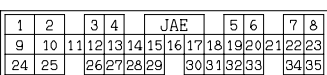
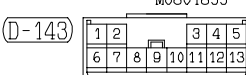
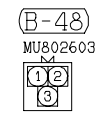
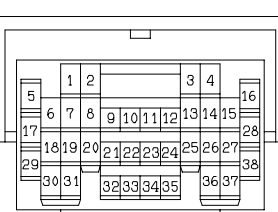
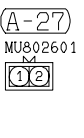
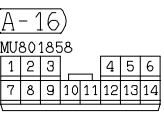
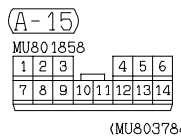
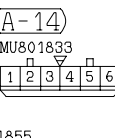
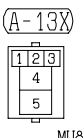
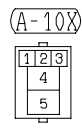
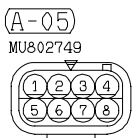
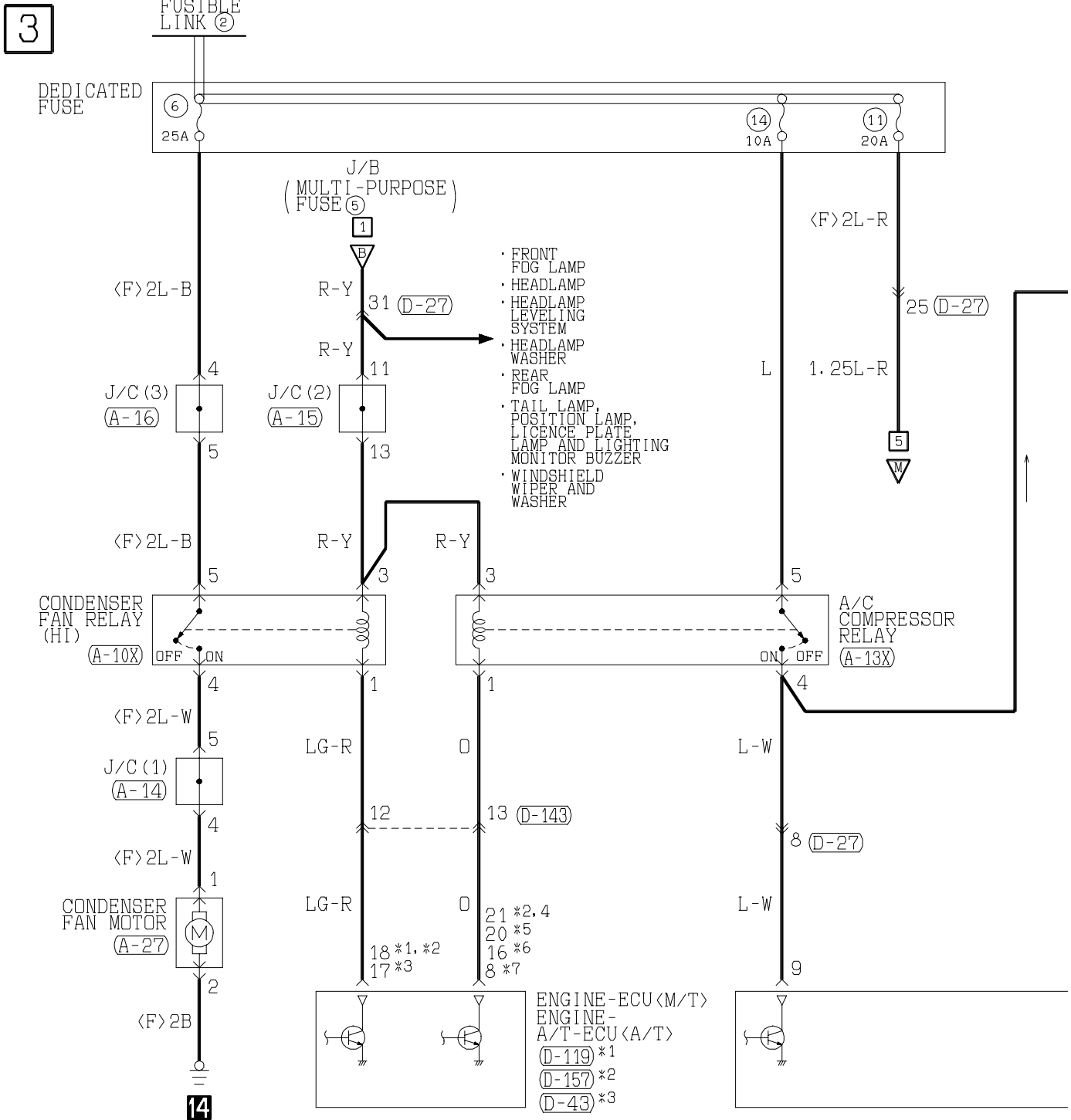


Wire colour code

B : Black LG : Light green G : Green L : Blue W : White Y : Yellow SB : Sky blue

BR : Brown O : Orange GR : Gray R : Red P : Pink V : Violet

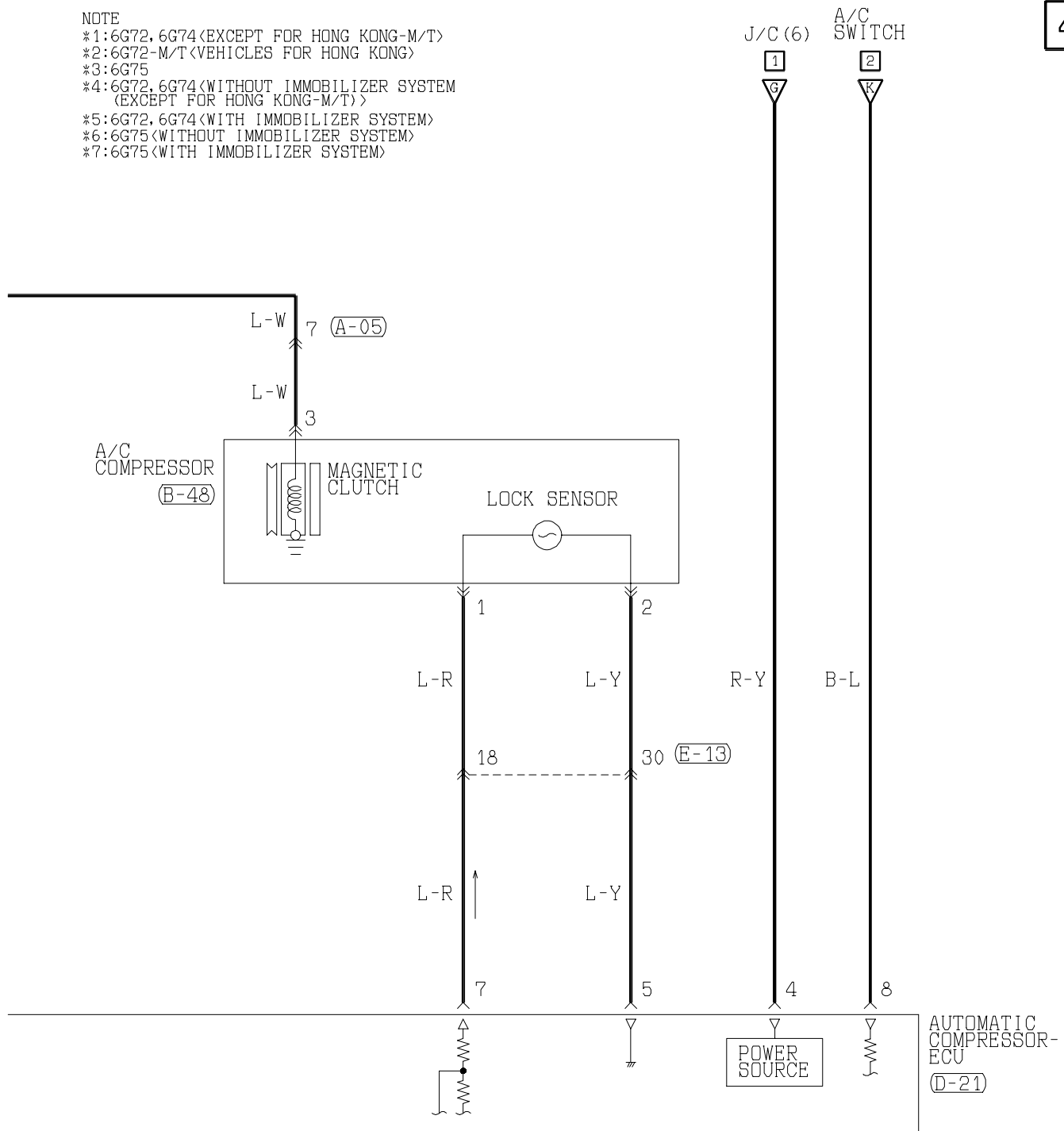
DUAL MANUAL AIR CONDITIONER <MPI (R.H. drive vehicles)> (CONTINUED)

Main
IndexGroup
TOC

4

NOTE

- *1:6G72,6G74<EXCEPT FOR HONG KONG-M/T>
- *2:6G72-M/T<VEHICLES FOR HONG KONG>
- *3:6G75
- *4:6G72,6G74<WITHOUT IMMOBILIZER SYSTEM
(EXCEPT FOR HONG KONG-M/T)>
- *5:6G72,6G74<WITH IMMOBILIZER SYSTEM>
- *6:6G75<WITHOUT IMMOBILIZER SYSTEM>
- *7:6G75<WITH IMMOBILIZER SYSTEM>

D-21
(MU801845)

1	2	3	4
5	6	7	8
9	10		

D-27

1	2	3	4	5	6	7	8	9	10	11	12	13
14	15	16	17	18	19	20	21	22	23	24	25	26
27	28	29	30	31	32	33	34	35	36	37	38	

D-43
(MU803802)

1	2	JAE	3	4
5	6	7	8	9
10	11	12	13	14
15	16	17	18	19
20	21	22	23	24
25	26	27		

D-119 (MU803784)

1	2	3	4	JAE	5	6	7	8
9	10	11	12	13	14	15	16	17
18	19	20	21	22	23	24	25	26
27	28	29	30	31	32	33	34	35

Wire colour code

B : Black

BR : Brown

W : White

V : Violet

LG : Light green

O : Orange

SB : Sky blue

G : Green

GR : Gray

P : Pink

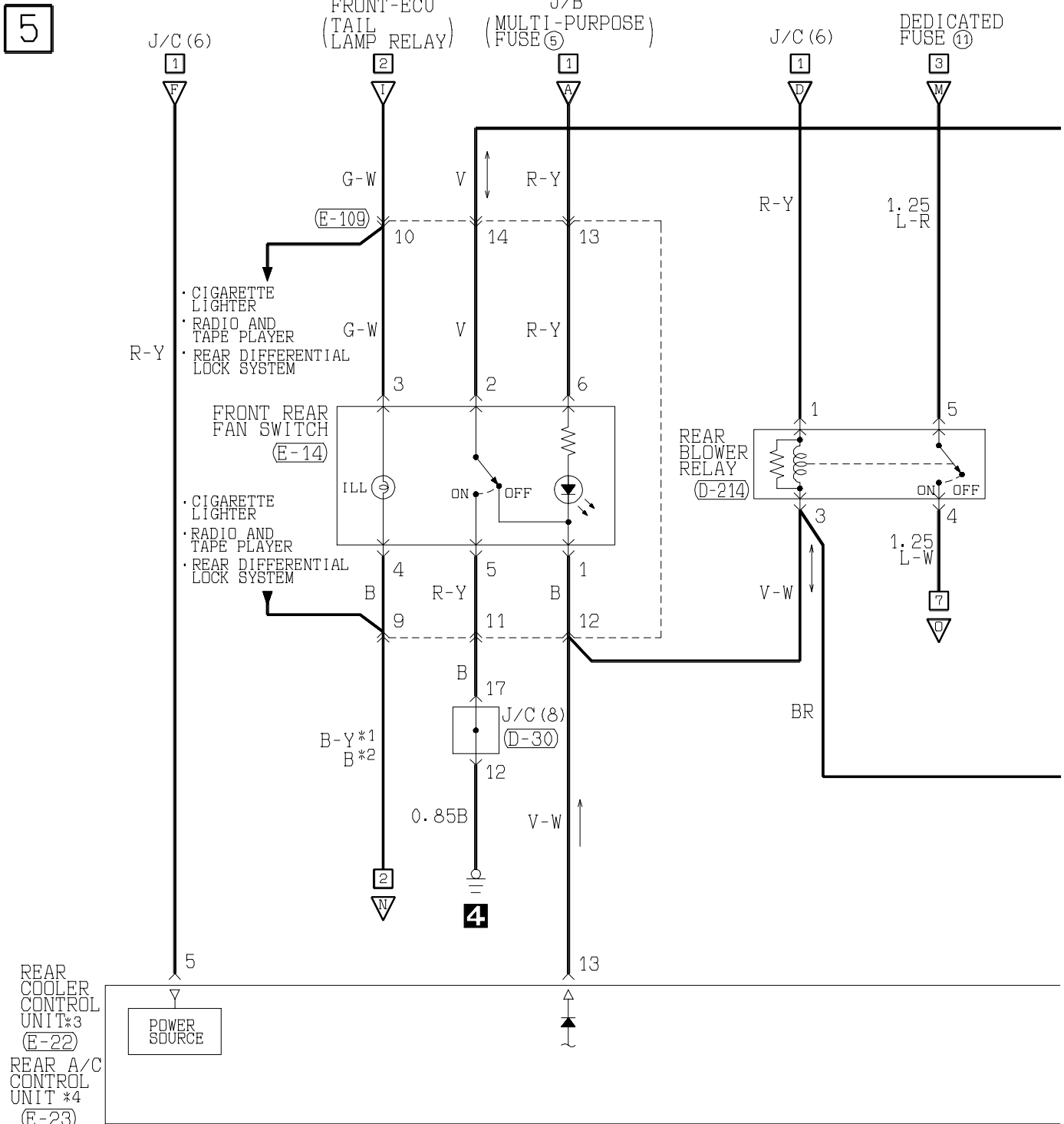
L : Blue

R : Red

Y : Yellow

H4Q12X05BB

DUAL MANUAL AIR CONDITIONER <MPI (R.H. drive vehicles)> (CONTINUED)

Main
IndexGroup
TOC

(D-30)

1	2	3	4	5	6	7	8	9	10	11
12	13	14	15	16	17	18	19	20	21	22
23	24	25	26	27	28	29	30	31	32	33

(D-123)

1	2	3	4	5	6	7	8	9	10	11	12	13
14	15	16	17	18	19	20	21	22	23	24	25	26
27	28	29	30	31	32	33	34	35	36	37	38	39

(D-124)

1	2	3	4	5	6	7	8	9	10	11	12	13
14	15	16	17	18	19	20	21	22	23	24	25	26
27	28	29	30	31	32	33	34	35	36	37	38	39

(D-214)

1	2	3
4	5	6

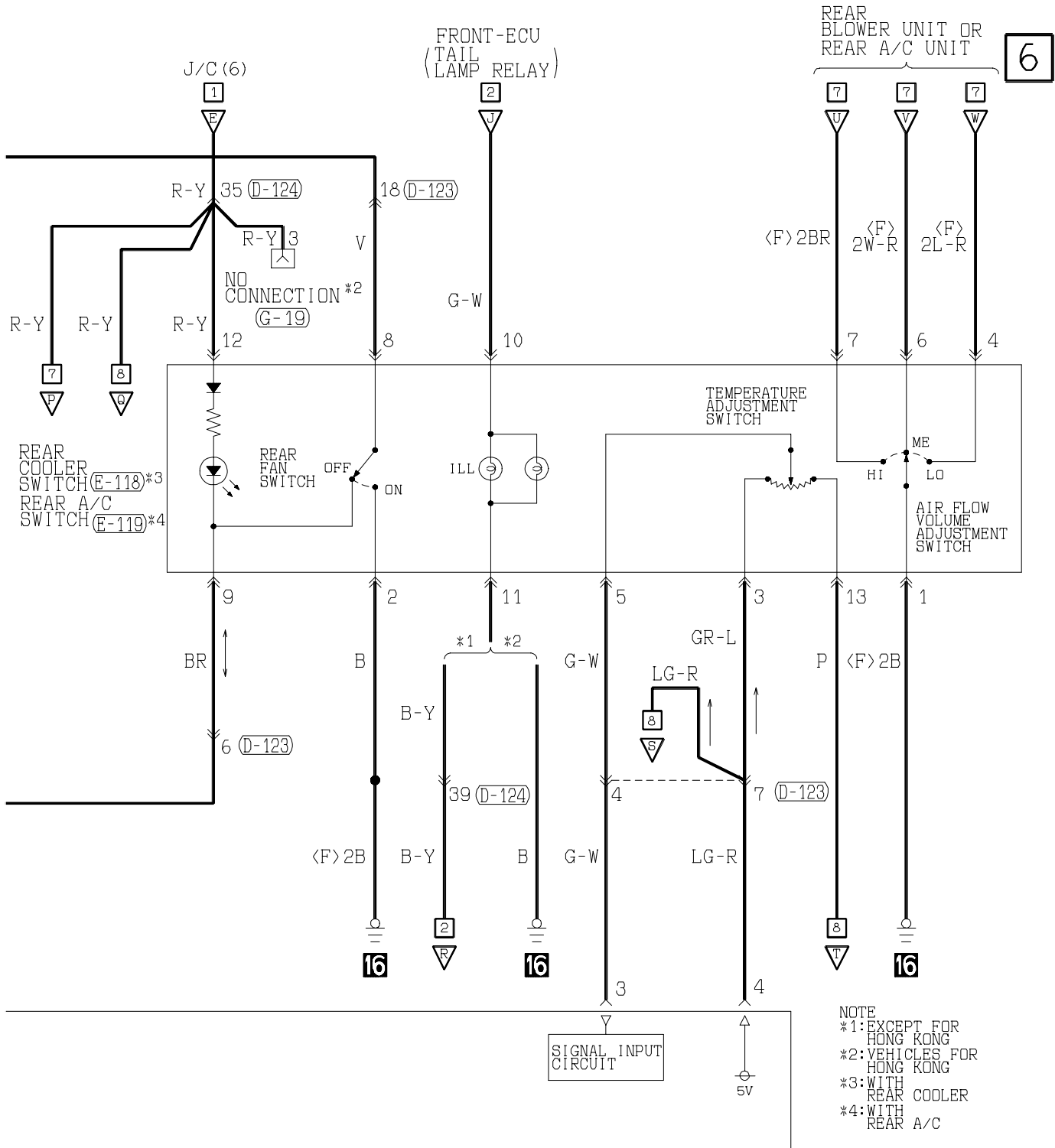
(E-14)

1	2	3
4	5	6

(E-22)

1	2	3	4	5	6
7	8	9	10	11	12
13	14	15	16	17	18

MU801857



(E-23) MU801857

1	2	3	4	5	6
7	8	9	10	11	12
13	14	15	16	17	18

(E-109) MU801461

1	2	3	4	5	6	7	8	9	10
11	12	13	14	15	16	17	18	19	20
21	22	23	24	25	26	27	28	29	30

(E-118) MU801454

1	2	3	4	5	6
7	8	9	10	11	12
13	14	15	16	17	18

(E-119) MU801454

1	2	3	4	5	6
7	8	9	10	11	12
13	14	15	16	17	18

(G-19) MU801468

1	2	3	A	4	5
6	7	8	9	10	11
12	13	14	15	16	17

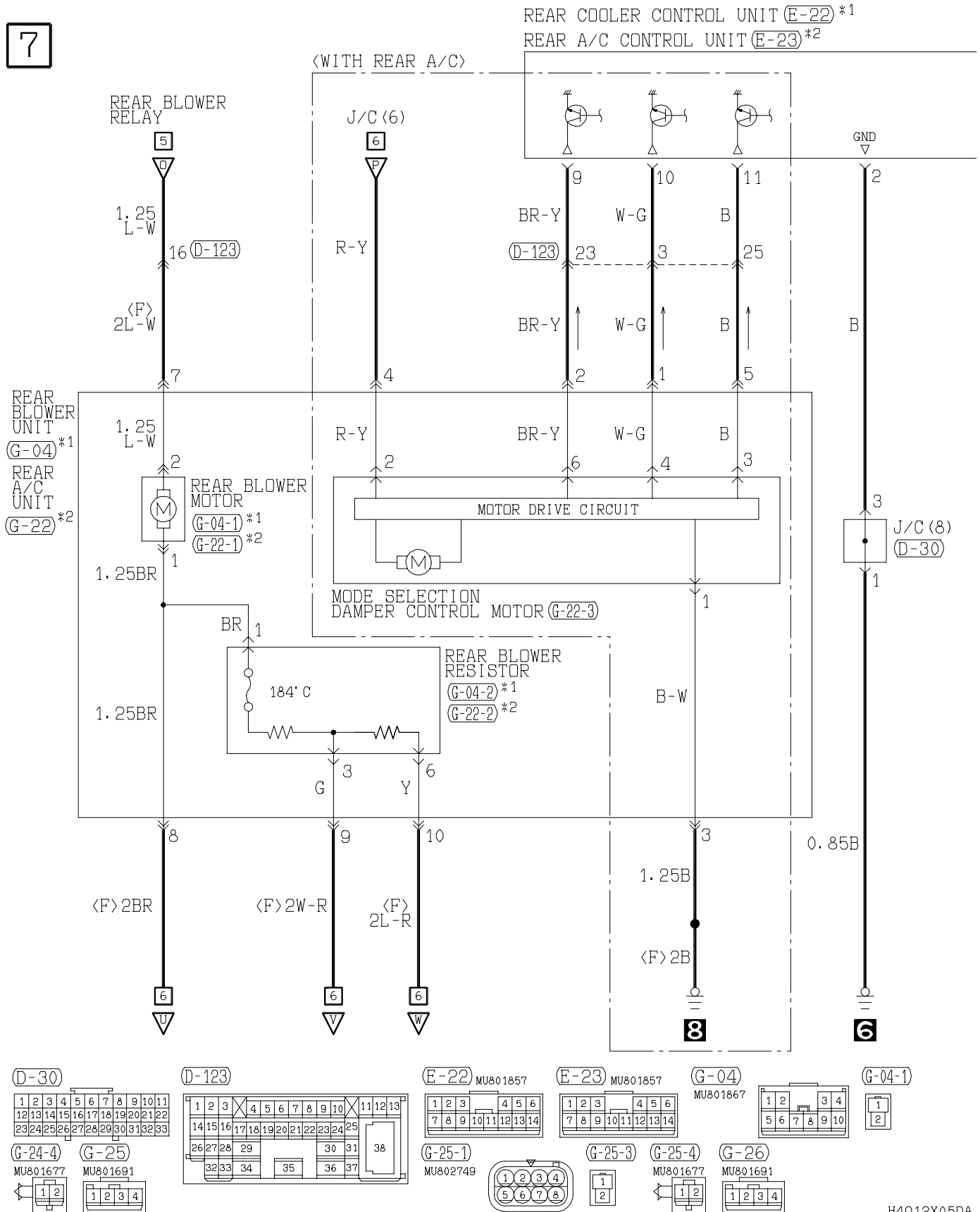
Wire colour code

B:Black LG:Light green G:Green L:Blue W:White Y:Yellow SB:Sky blue
 BR:Brown O:Orange GR:Gray R:Red P:Pink V:Violet

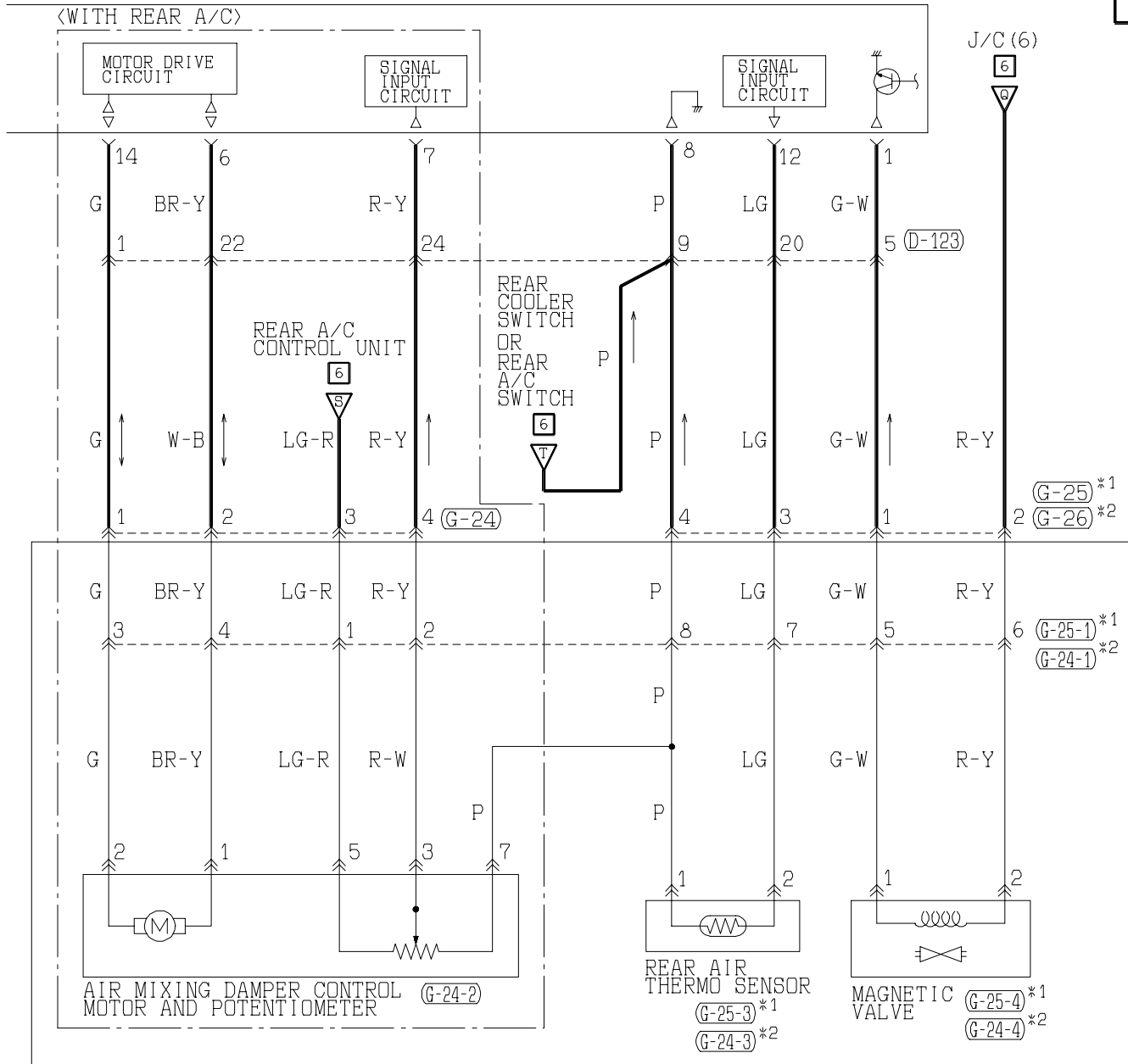
DUAL MANUAL AIR CONDITIONER <MPI (R.H. drive vehicles)> (CONTINUED)

Main
IndexGroup
TOC

7



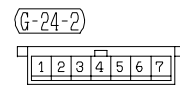
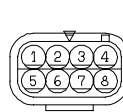
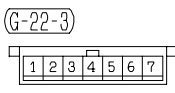
8



REAR COOLER UNIT*1

REAR A/C UNIT*2

NOTE

*1: WITH
REAR COOLER*2: WITH
REAR A/C

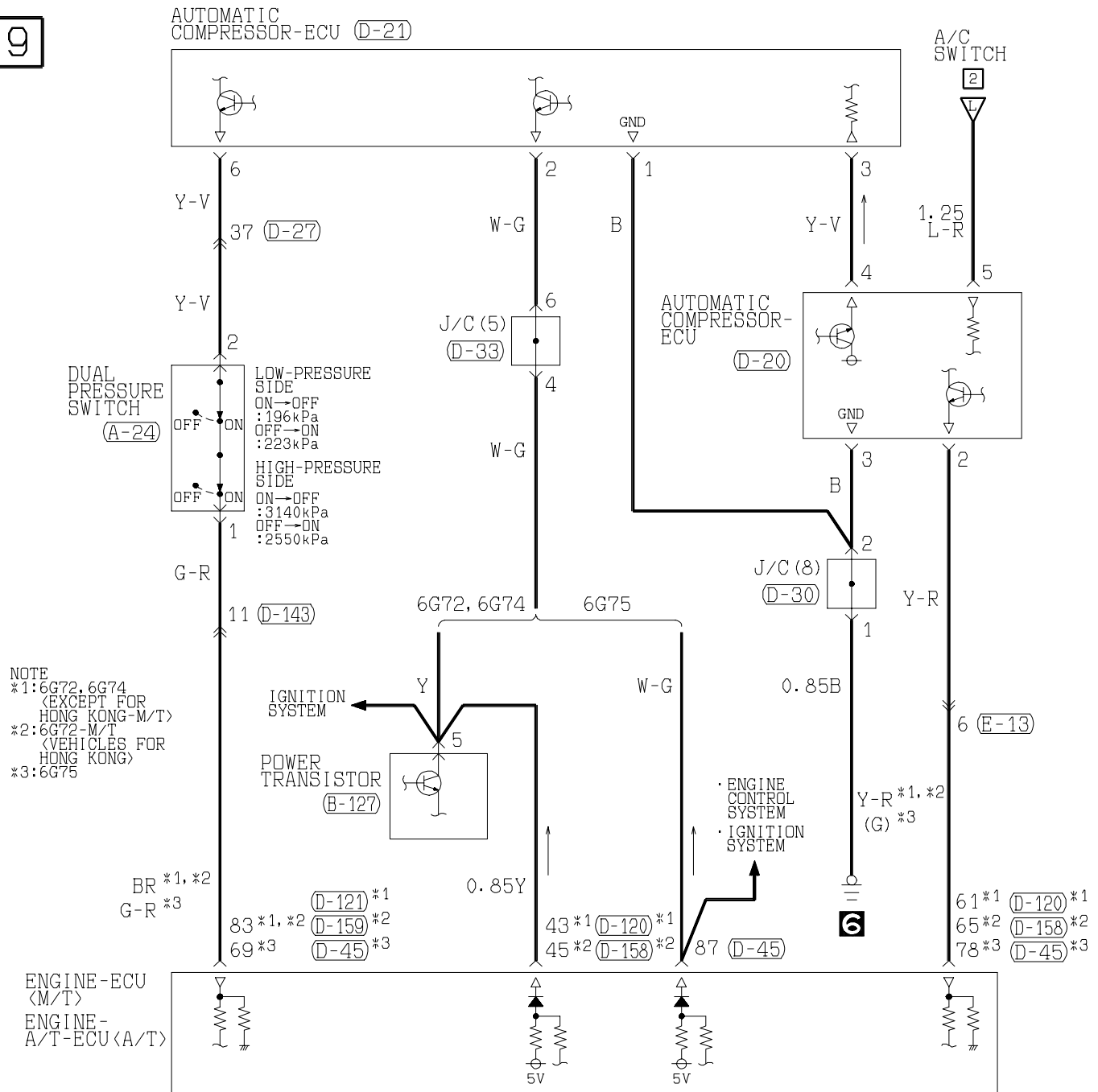
Wire colour code

B : Black LG : Light green G : Green L : Blue W : White Y : Yellow SB : Sky blue
 BR : Brown O : Orange GR : Gray R : Red P : Pink V : Violet

DUAL MANUAL AIR CONDITIONER <MPI (R.H. drive vehicles)> (CONTINUED)

Main
IndexGroup
TOC

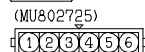
9



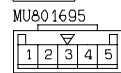
(A-24)



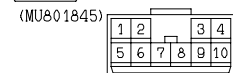
(B-127)



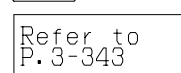
(D-20)



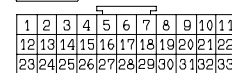
(D-21)



(D-27)



(D-30)



(D-33)



(D-45)

61	62	JAE	63	64
65	66	67	68	69
70	71	72	73	
74	75	76	77	78
79	80	81	82	83
84	85	86	87	88
89				

(D-120) (MU803781)

41	42	43	JAE	44	45	46
47	48	49	50	51	52	53
54	55	56	57			
58	59	60	61	62	63	64
65	66					

(D-121) (MU803782)

71	72	73	74	JAE	75	76	77
78	79	80	81	82	83	84	85
86	87	88	89				
90	91	92	93	94	95	96	97
98							

(D-143) MU801855

1	2	3	4	5
6	7	8	9	10
11	12	13		

(D-158) (MU803782)

41	42	43	44	JAE	45	46	47
48	49	50	51	52	53	54	55
56	57	58	59				
60	61	62	63	64	65	66	67
68							

(D-159) (MU803783)

71	72	73	74	JAE	75	76	77
78	79	80	81	82	83	84	85
86	87	88	89	90			
91	92	93	94	95	96	97	98
99	100						

(E-13)



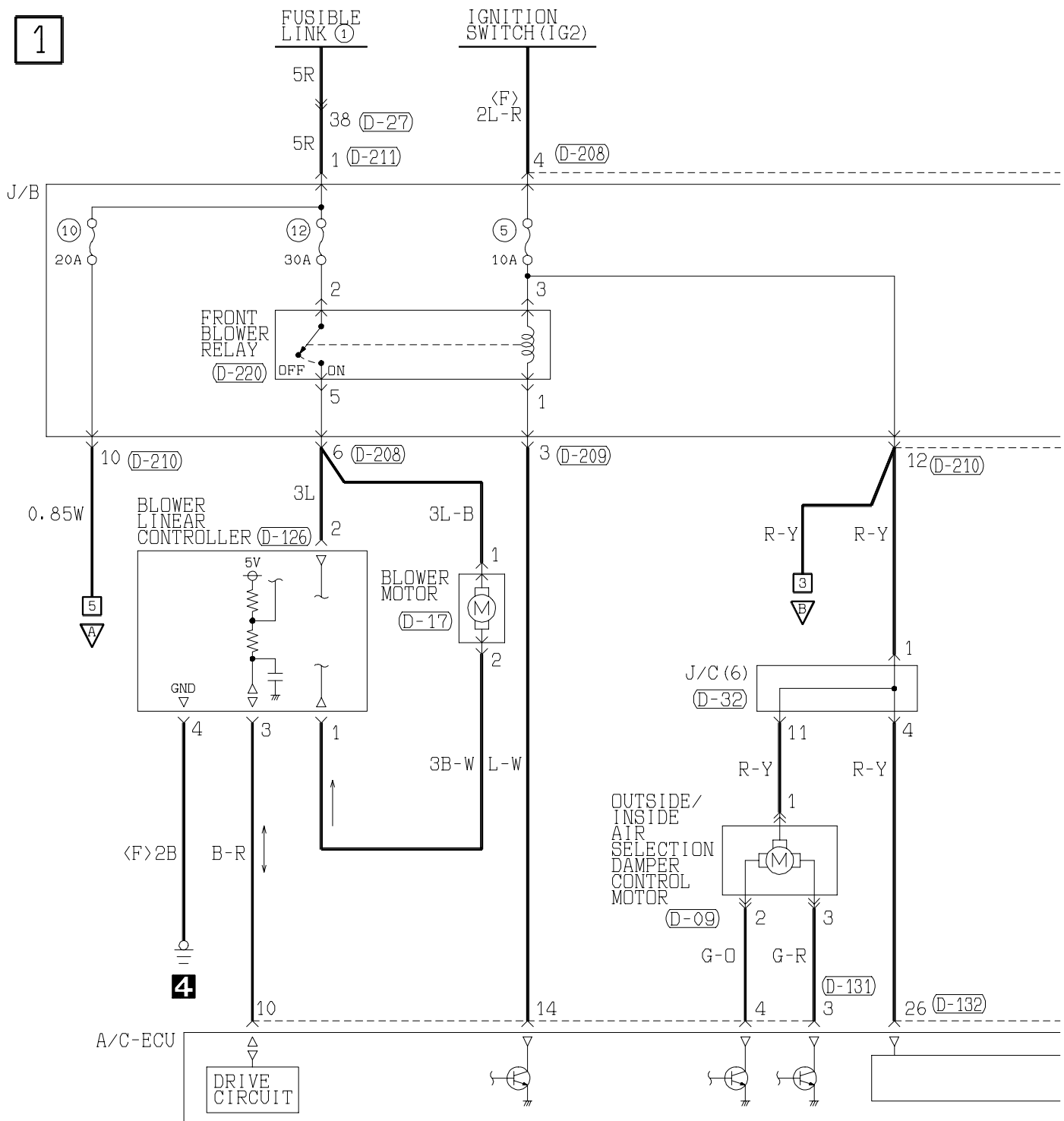
NOTES

[Main
Index](#)

[Group
TOC](#)

SINGLE AUTOMATIC AIR CONDITIONER

MPI <L.H. drive vehicles>

Main
IndexGroup
TOC

(D-09)

1	2	3
---	---	---

(D-17)

1	2
---	---

(D-27)

1	2	3	4	5	6	7	8	9	10	11	12	13
14	15	16	17	18	19	20	21	22	23	24	25	26
27	28	29	30	31	32	33	34	35	36	37	38	

(D-31)

1	2	3	4	5	6	7	8	9	10	11
12	13	14	15	16	17	18	19	20	21	22
23	24	25	26	27	28	29	30	31	32	33

(D-32)

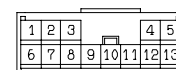
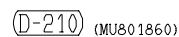
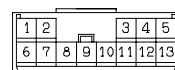
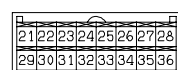
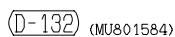
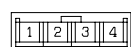
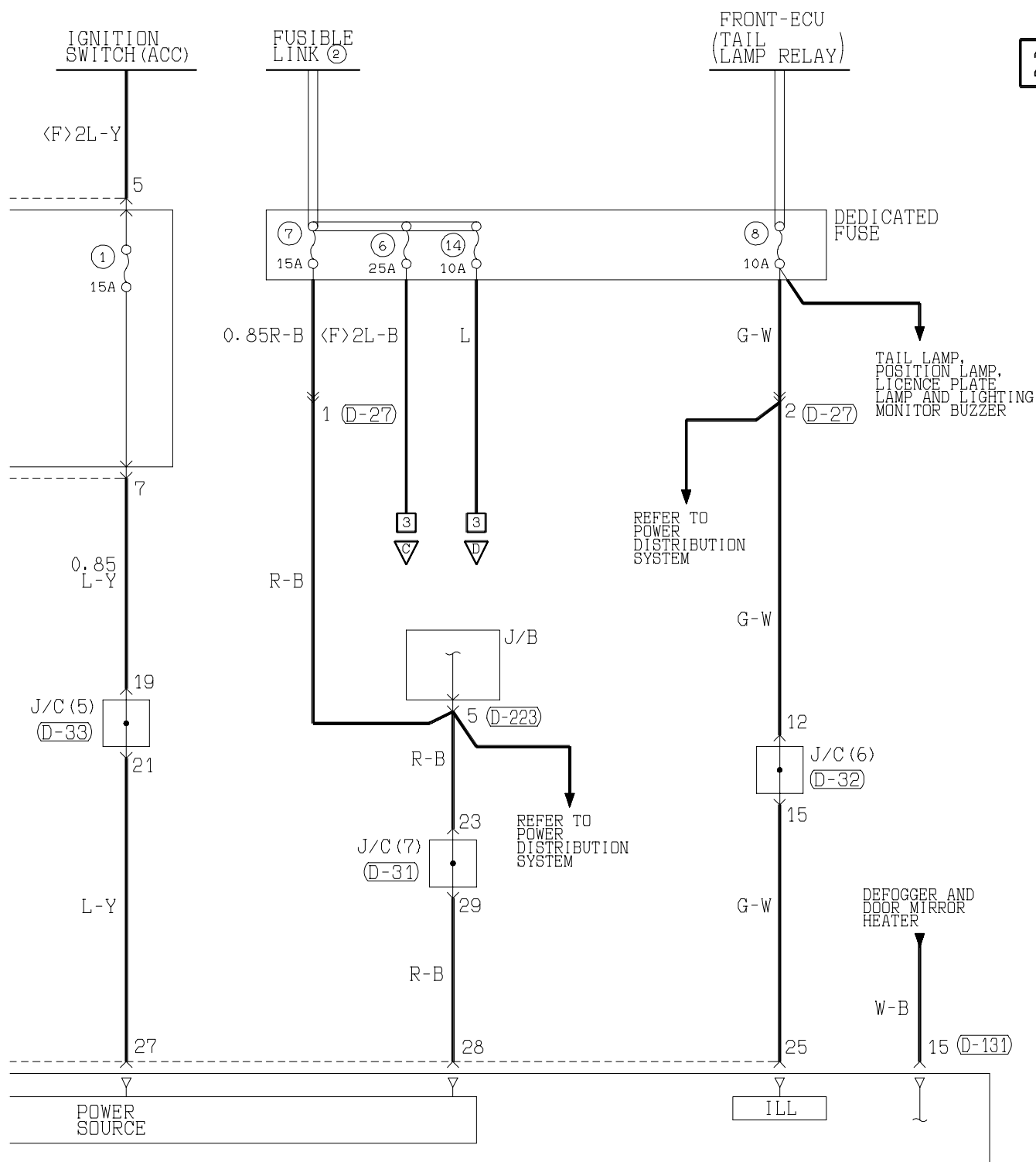
1	2	3	4	5	6	7	8	9	10	11
12	13	14	15	16	17	18	19	20	21	22
23	24	25	26	27	28	29	30	31	32	33

(D-33)

1	2	3	4	5	6	7	8	9	10	11
12	13	14	15	16	17	18	19	20	21	22
23	24	25	26	27	28	29	30	31	32	33

(D-223) (MU801866)

1	2
3	4
5	6
7	8



Wire colour code

Wire colour Code
B :Black LG:Light green
BR:Brown O :Orange

G : Green
GR: Gray

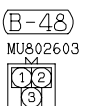
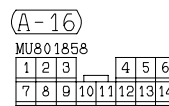
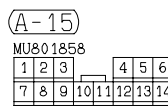
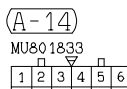
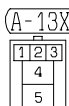
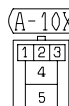
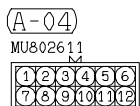
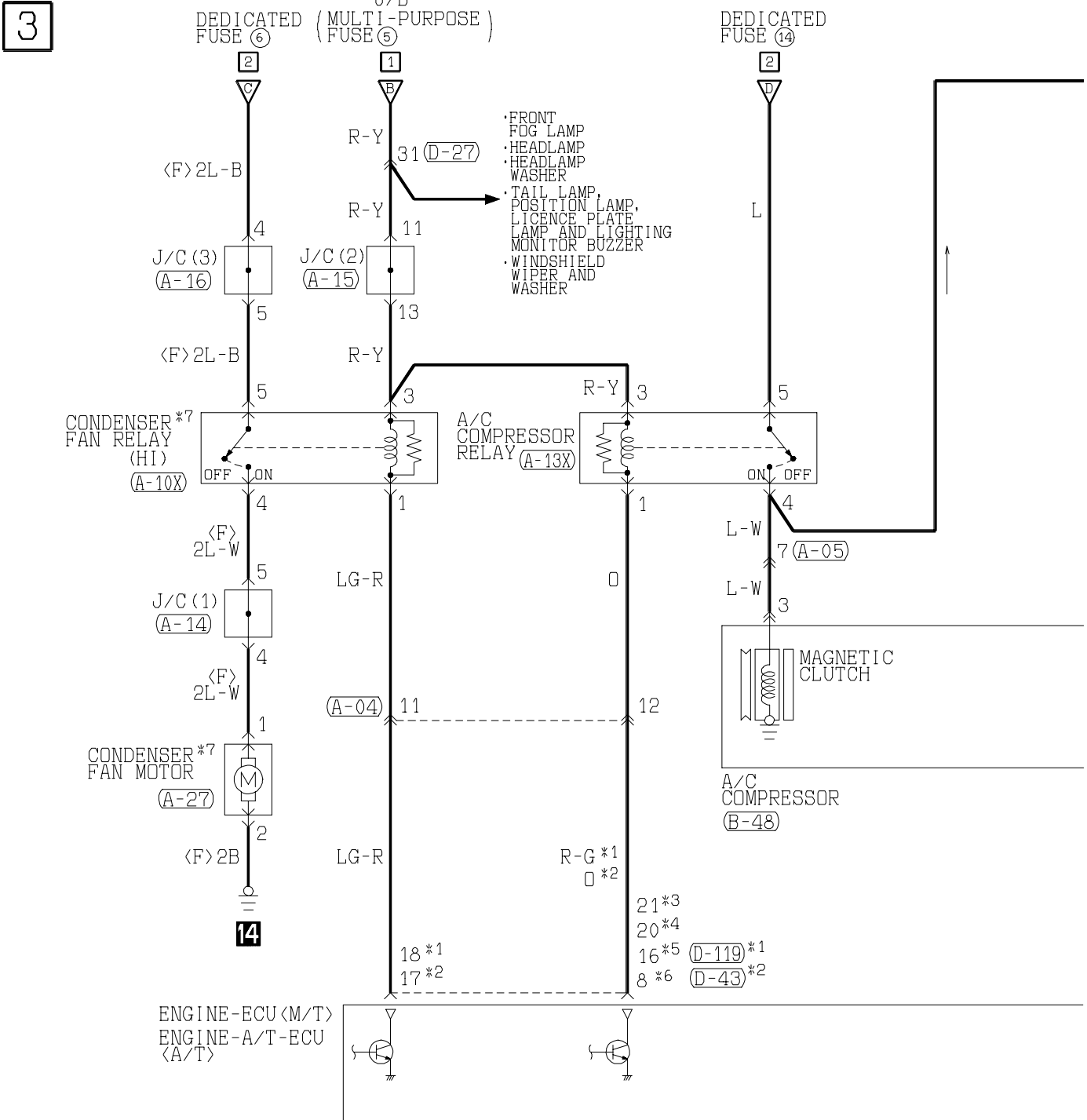
```
L :Blue
R :Red
```

W : White
P : Pink

```
Y : Yellow
V : Violet
```

SB: Sky blue

SINGLE AUTOMATIC AIR CONDITIONER <MPI (L.H. drive vehicles)> (CONTINUED)

Main
IndexGroup
TOC

(D-119) (MU803784)

1	2	3	4	JAE	5	6	7	8
9	10	11	12	13	14	15	16	17
18	19	20	21	22	23	24	25	26
27	28	29	30	31	32	33	34	35

(D-120) (MU803781)

41	42	43	JAE	44	45	46
47	48	49	50	51	52	53
54	55	56	57	58	59	60
61	62	63	64	65	66	

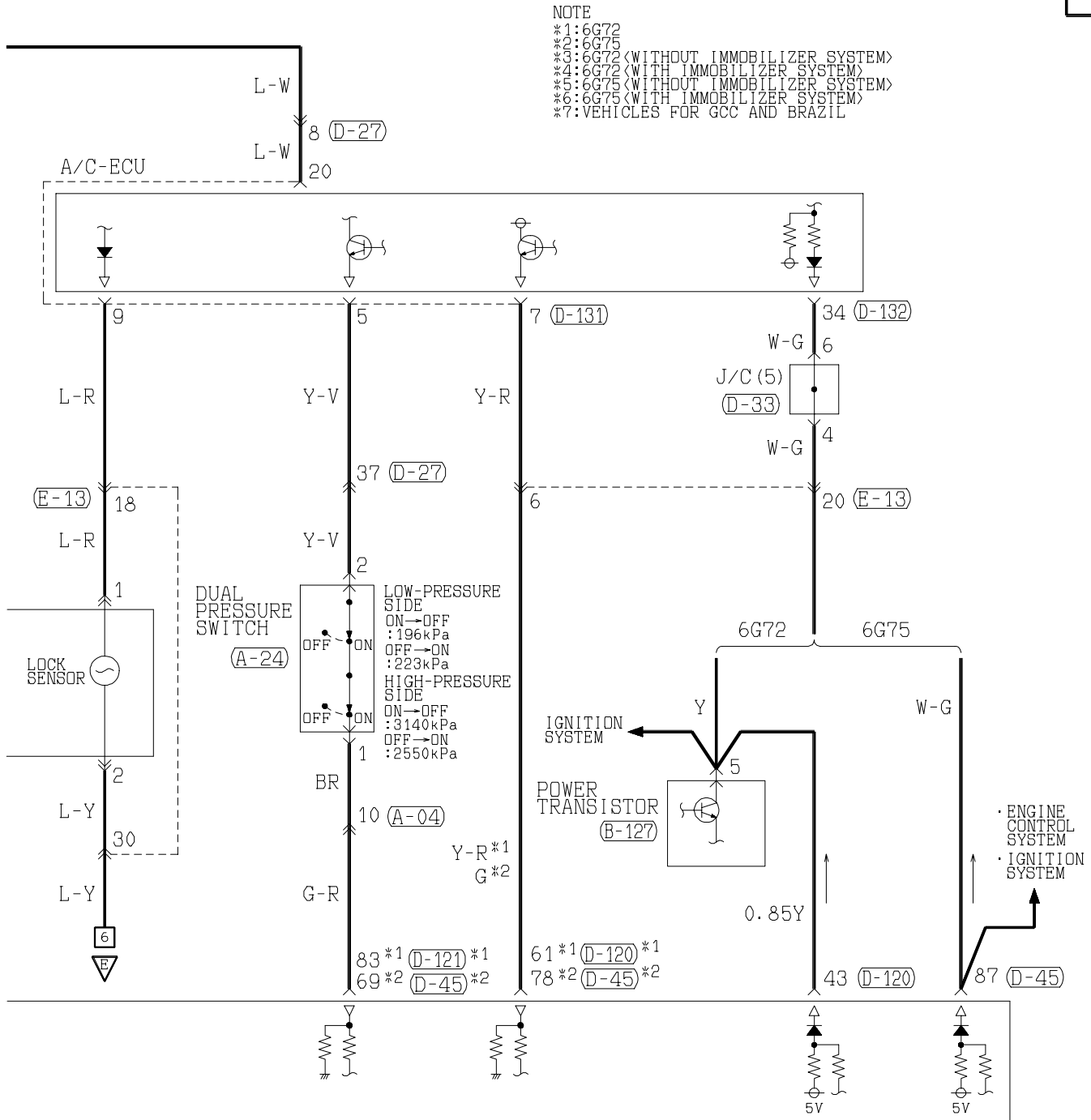
(D-121) (MU803782)

71	72	73	74	JAE	75	76	77
78	79	80	81	82	83	84	85
86	87	88	89	90	91	92	93
94	95	96	97	98			

(D-131) (MU801585)

1	2	3	4	5	6	7	8	9	10
11	12	13	14	15	16	17	18	19	20

4

(B-127)
(MU802725)

1 2 3 4 5 6

(D-27)

Refer to
P. 3-343

(D-33)

1	2	3	4	5	6	7	8	9	10	11
12	13	14	15	16	17	18	19	20	21	22
23	24	25	26	27	28	29	30	31	32	33

(D-43)

(MU803802)

1	2	JAE	3	4
5	6	7	8	9
10	11	12	13	14
15	16	17	18	19
20	21	22	23	24
25	26	27		

(D-45)

(MU803804)

61	62	JAE	63	64
65	66	67	68	69
70	71	72	73	74
75	76	77	78	79
80	81	82	83	84
85	86	87	88	89

(D-132) (MU801584)

21	22	23	24	25	26	27	28
29	30	31	32	33	34	35	36

(E-13)

Refer to
P. 3-343

Wire colour code

B : Black LG : Light green
 BR : Brown O : Orange
 W : White SB : Sky blue
 V : Violet

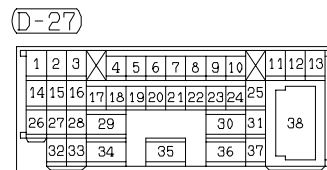
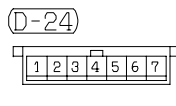
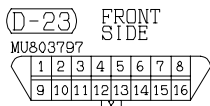
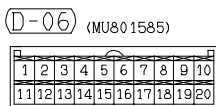
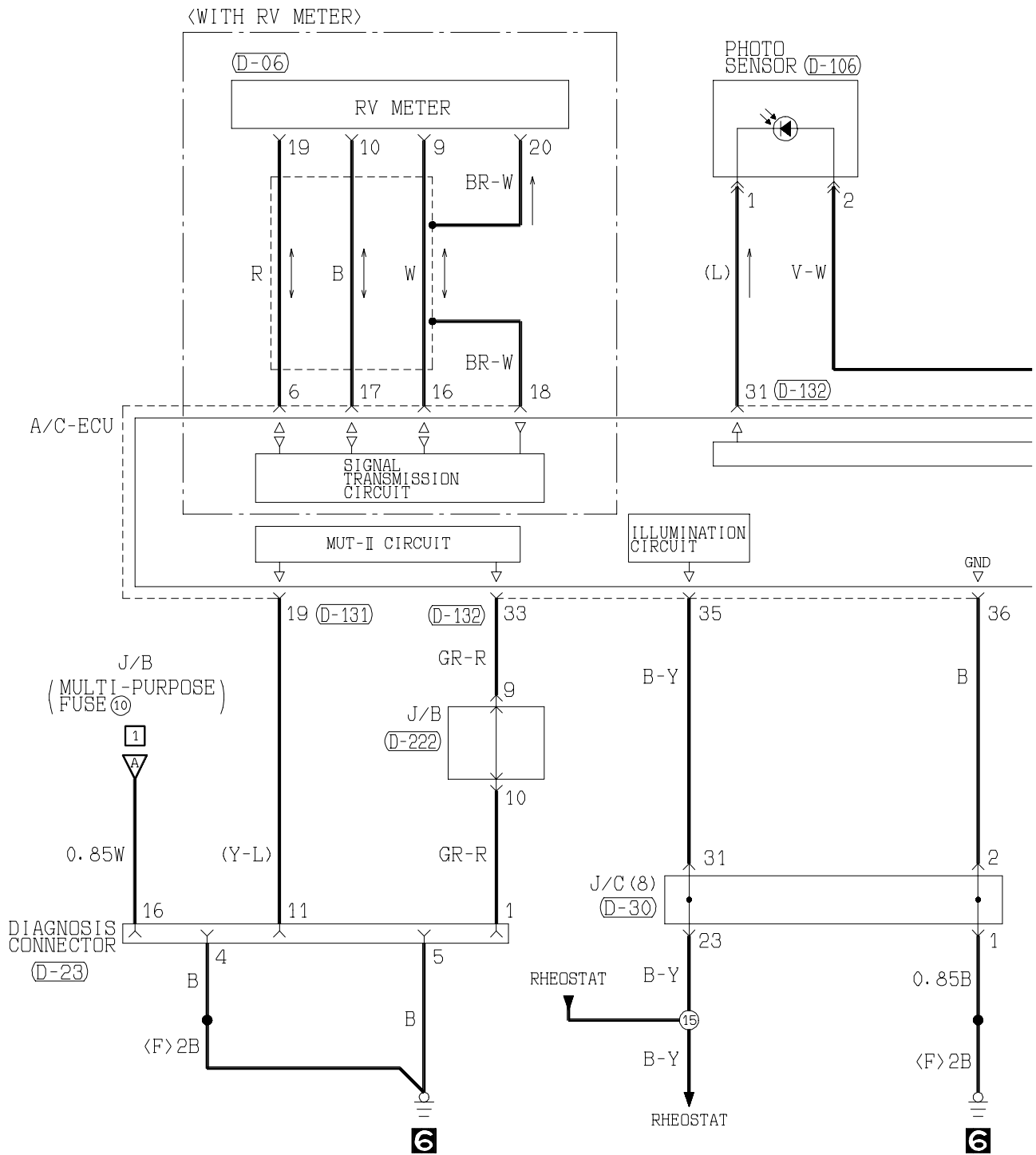
G : Green
 GR : Gray
 P : Pink

L : Blue
 R : Red
 Y : Yellow

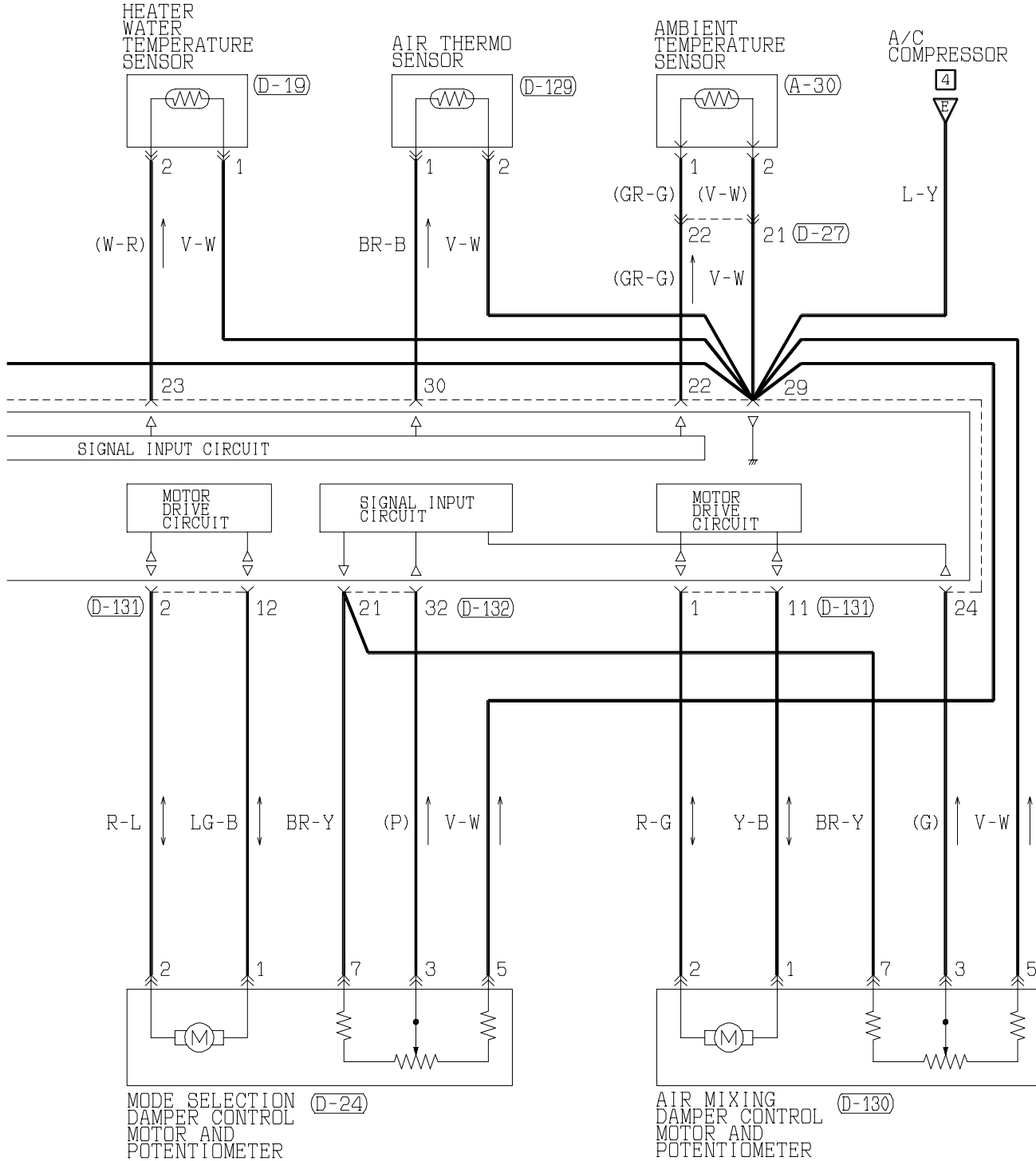
SINGLE AUTOMATIC AIR CONDITIONER <MPI (L.H. drive vehicles)> (CONTINUED)

Main
IndexGroup
TOC

5



6



(D-30)

1	2	3	4	5	6	7	8	9	10	11
12	13	14	15	16	17	18	19	20	21	22
23	24	25	26	27	28	29	30	31	32	33

(D-106)

1	2
---	---

(D-129)

1	2
---	---

(D-130)

1	2	3	4	5	6	7
---	---	---	---	---	---	---

(D-131) (MU801585)

1	2	3	4	5	6	7	8	9	10
11	12	13	14	15	16	17	18	19	20

(D-132) (MU801584)

21	22	23	24	25	26	27	28
29	30	31	32	33	34	35	36

(D-222)

1	2	3	4	5
6	7	8	9	10

Wire colour code

B:Black LG:Light green

G:Green

L:Blue

W:White

Y:Yellow

SB:Sky blue

BR:Brown O:Orange

GR:Gray

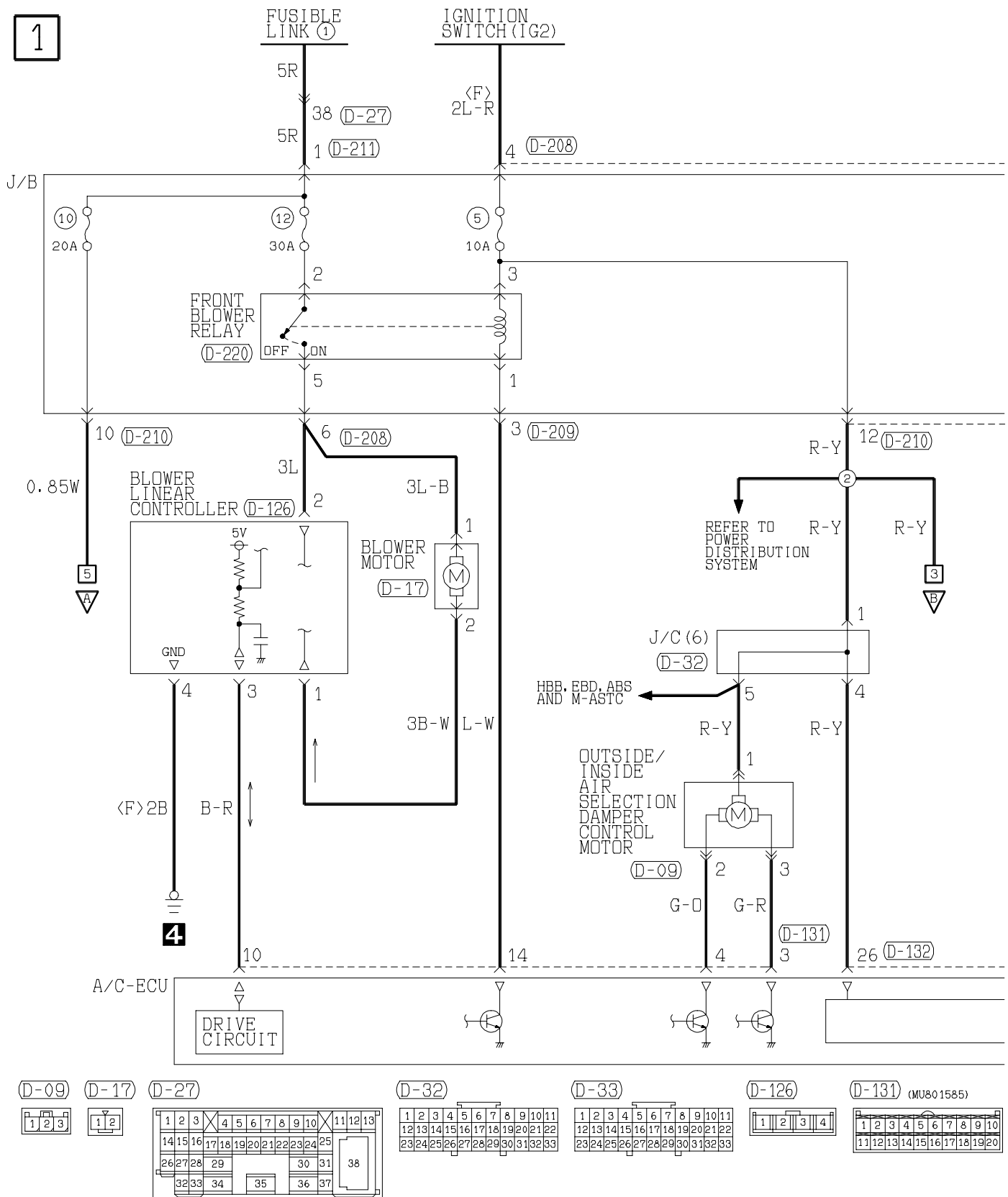
R:Red

P:Pink

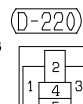
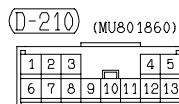
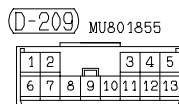
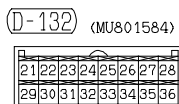
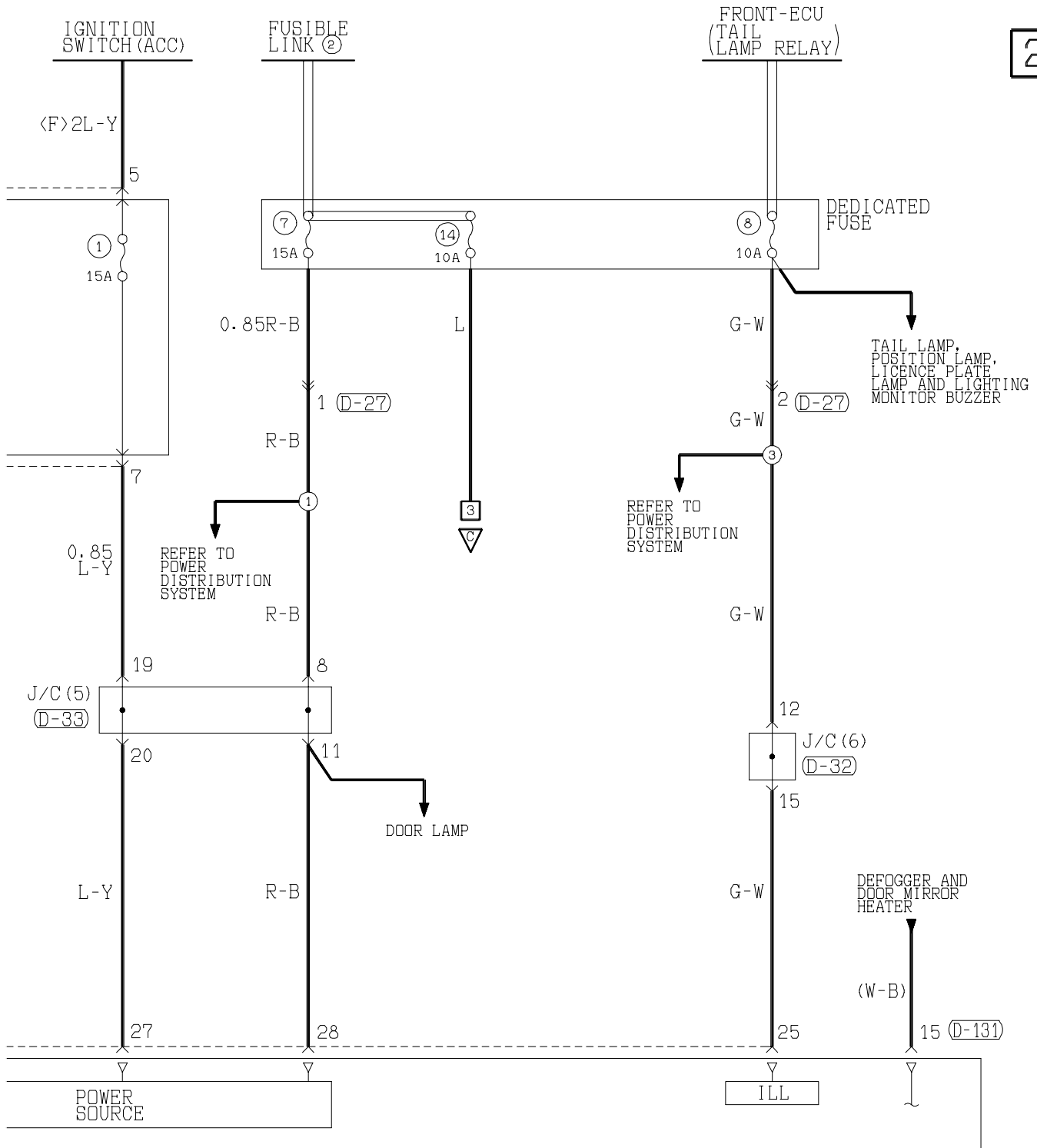
V:Violet

SINGLE AUTOMATIC AIR CONDITIONER

MPI <R.H. drive vehicles>

Main
IndexGroup
TOC

2



Wire colour code

B : Black LG : Light green

BR : Brown O : Orange

G : Green GR : Gray

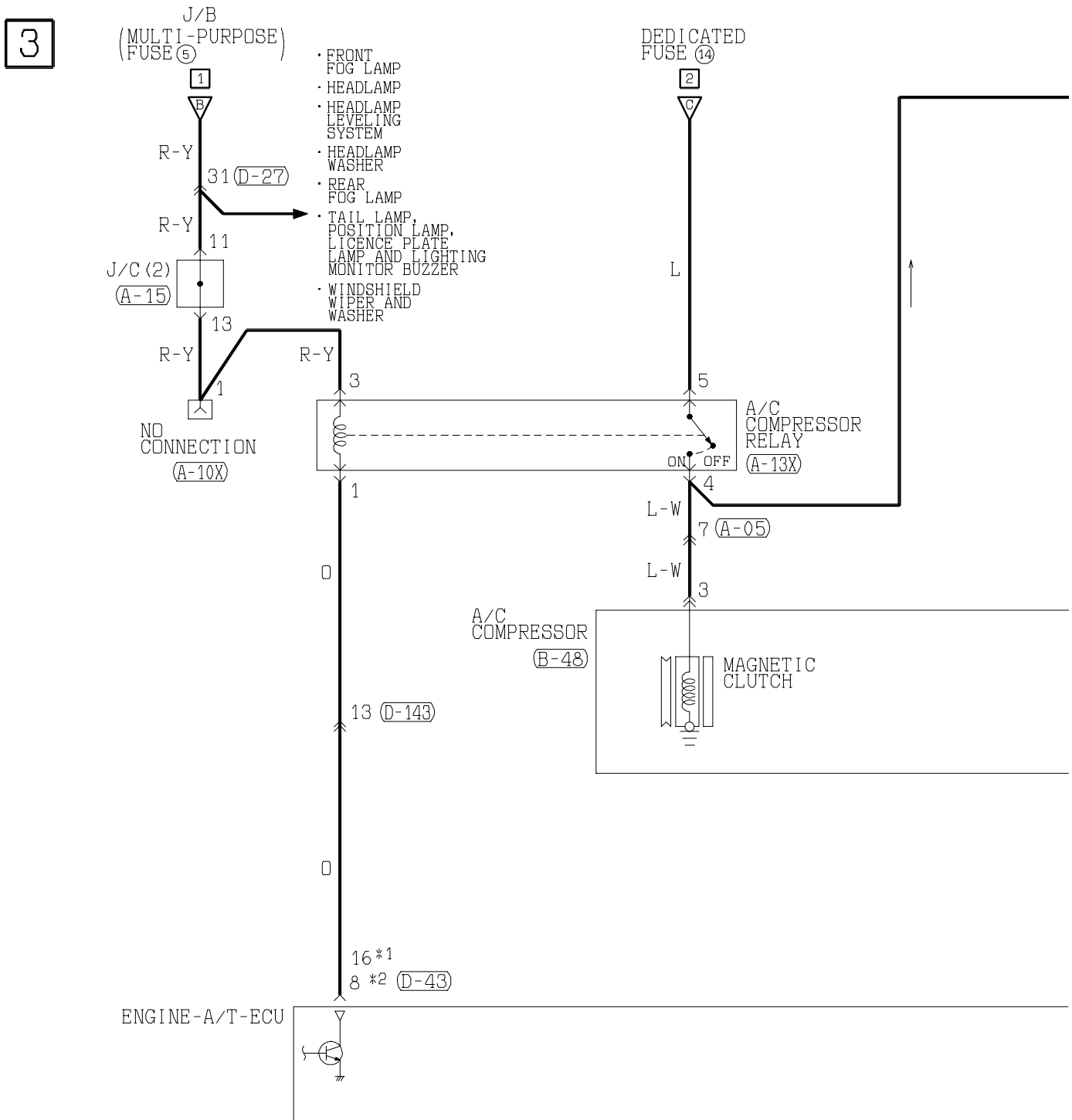
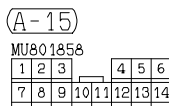
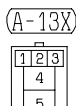
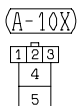
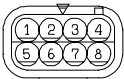
L : Blue R : Red

W : White P : Pink

Y : Yellow V : Violet

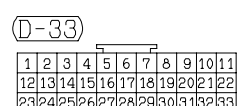
SB : Sky blue

SINGLE AUTOMATIC AIR CONDITIONER <MPI (R.H. drive vehicles)> (CONTINUED)

Main
IndexGroup
TOC(A-05)
MU802749

(D-27)

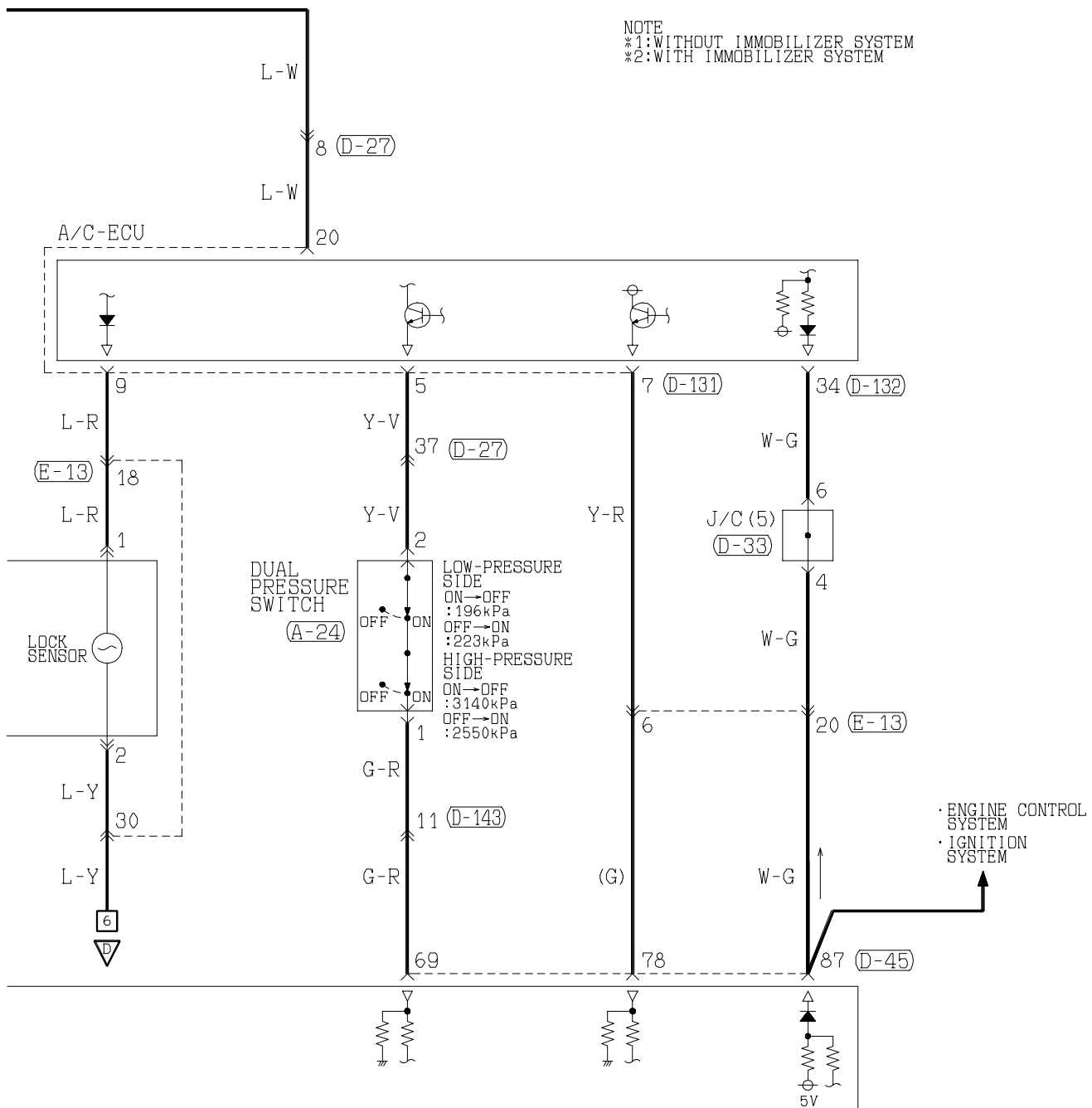
Refer to
P. 3-343



(E-13)

Refer to
P. 3-343

4



(D-43)

(MU803802)

1	2	JAE	3	4
5	6	7	8	9
10	11	12	13	14
15	16	17	18	19
20	21	22	23	24
25	26	27		

(D-45)

(MU803804)

61	62	JAE	63	64
65	66	67	68	69
70	71	72	73	74
75	76	77	78	79
80	81	82	83	84
85	86	87	88	89

(D-131)

(MU801585)

1	2	3	4	5	6	7	8	9	10
11	12	13	14	15	16	17	18	19	20

(D-132)

(MU801584)

21	22	23	24	25	26	27	28
29	30	31	32	33	34	35	36

(D-143)

MU801855

1	2		3	4	5
6	7	8	9	10	11
12	13				

Wire colour code

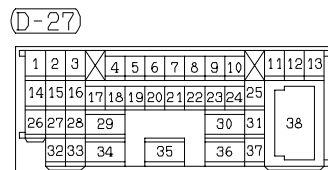
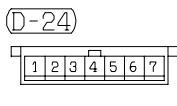
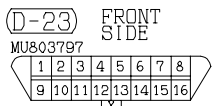
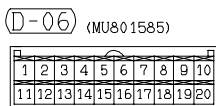
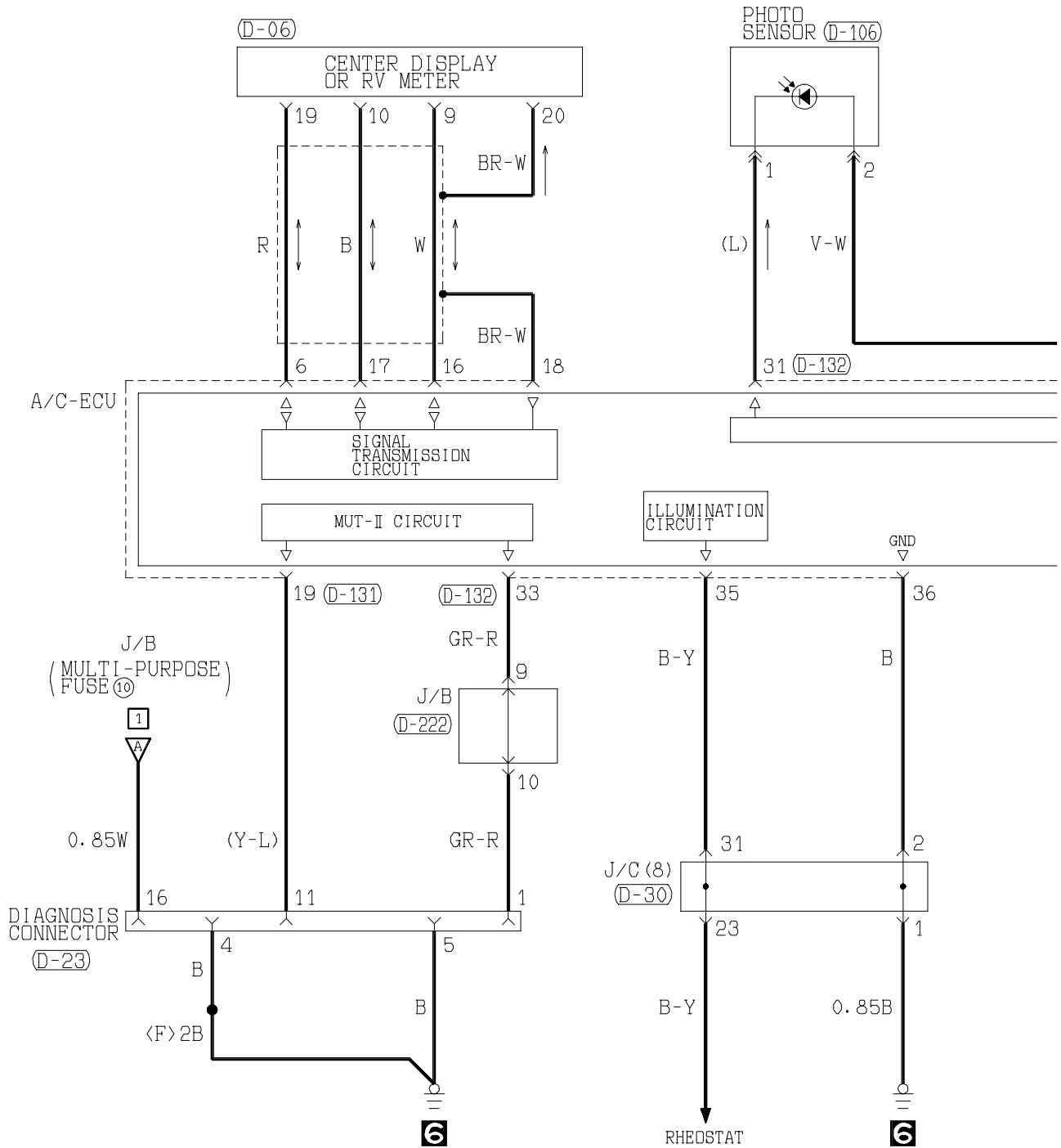
B : Black LG: Light green
BR: Brown O : OrangeG : Green
GR: GrayL : Blue
R : RedW : White
P : PinkY : Yellow
V : Violet

SB: Sky blue

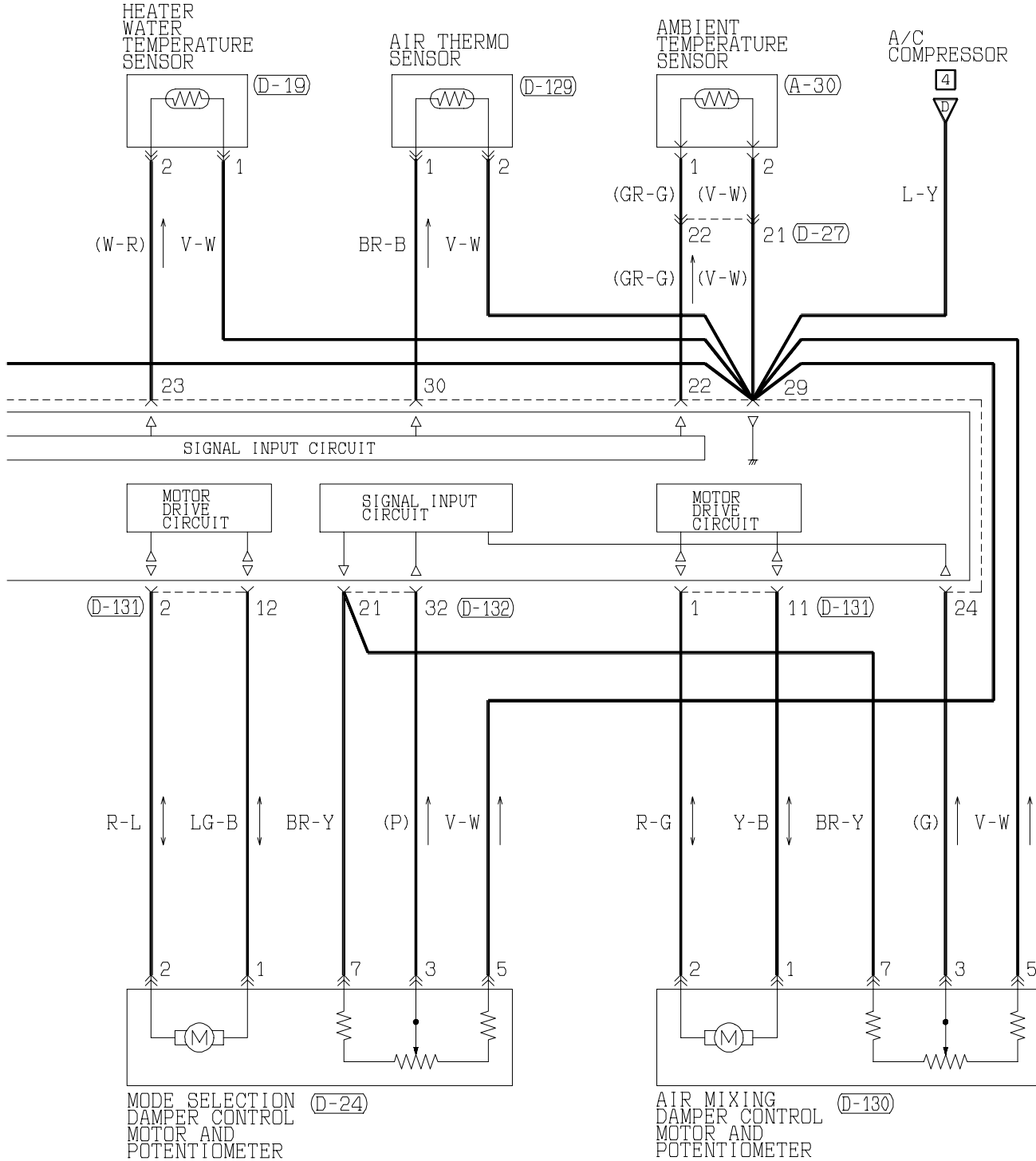
SINGLE AUTOMATIC AIR CONDITIONER <MPI (R.H. drive vehicles)> (CONTINUED)

Main
IndexGroup
TOC

5



6



(D-30)

1	2	3	4	5	6	7	8	9	10	11
12	13	14	15	16	17	18	19	20	21	22
23	24	25	26	27	28	29	30	31	32	33

(D-106)

1	2
---	---

(D-129)

1
2

(D-130)

1	2	3	4	5	6	7
---	---	---	---	---	---	---

(D-131) (MU801585)

1	2	3	4	5	6	7	8	9	10
11	12	13	14	15	16	17	18	19	20

(D-132) (MU801584)

21	22	23	24	25	26	27	28
29	30	31	32	33	34	35	36

(D-222)

(MU801514)

1	2	3	4	5
6	7	8	9	10

Wire colour code

B:Black LG:Light green

G:Green

L:Blue

W:White

Y:Yellow

SB:Sky blue

BR:Brown O:Orange

GR:Gray

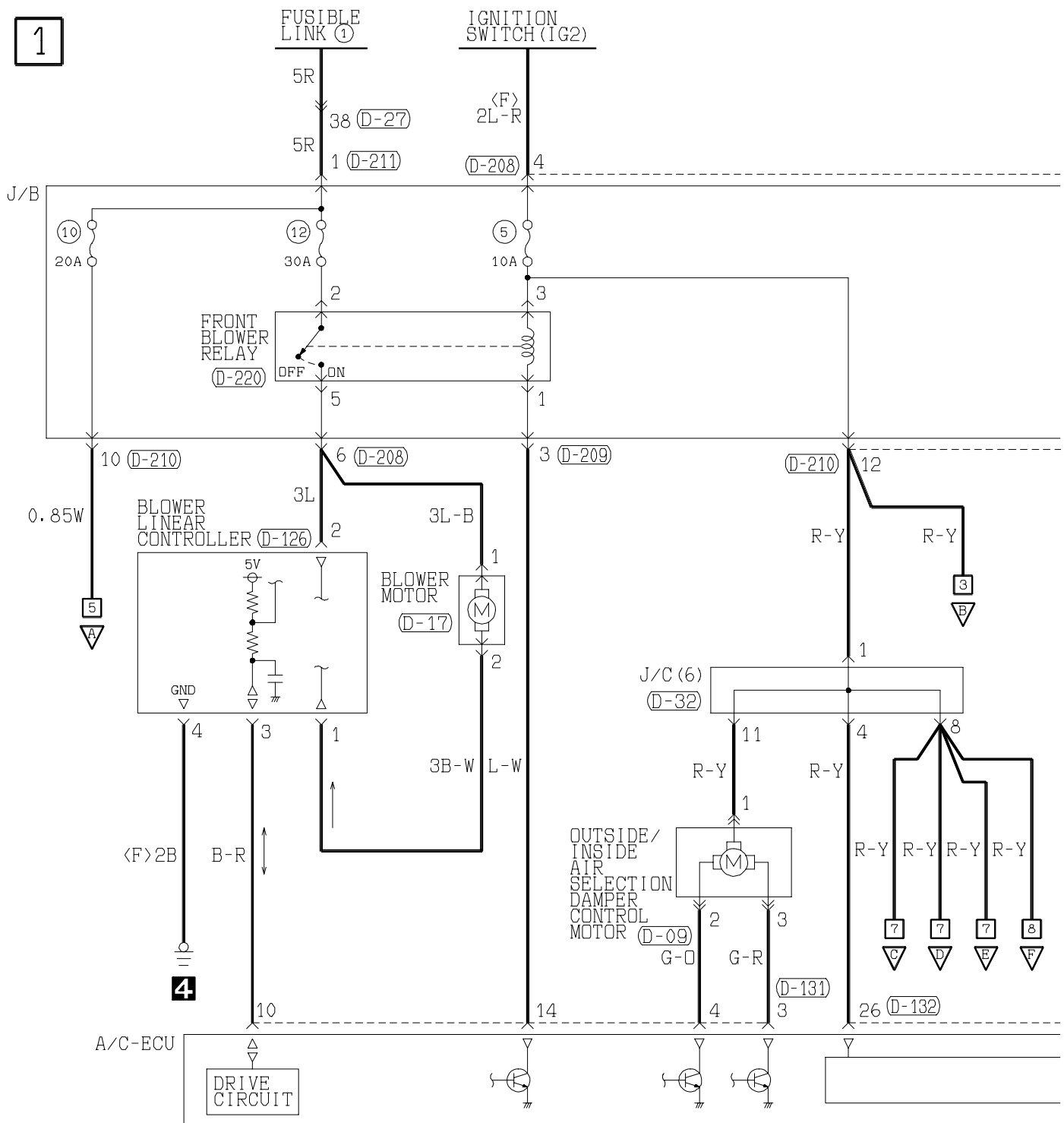
R:Red

P:Pink

V:Violet

DUAL AUTOMATIC AIR CONDITIONER

MPI <L.H. drive vehicles>

Main
IndexGroup
TOC

(D-09)

(D-17)

(D-27)

(D-31)

(D-32)

(D-33)

1	2	3
---	---	---

1	2
---	---

1	2	3	4	5	6	7	8	9	10	11	12	13
14	15	16	17	18	19	20	21	22	23	24	25	26
27	28	29	30	31	32	33	34	35	36	37	38	

1	2	3	4	5	6	7	8	9	10	11
12	13	14	15	16	17	18	19	20	21	22
23	24	25	26	27	28	29	30	31	32	33

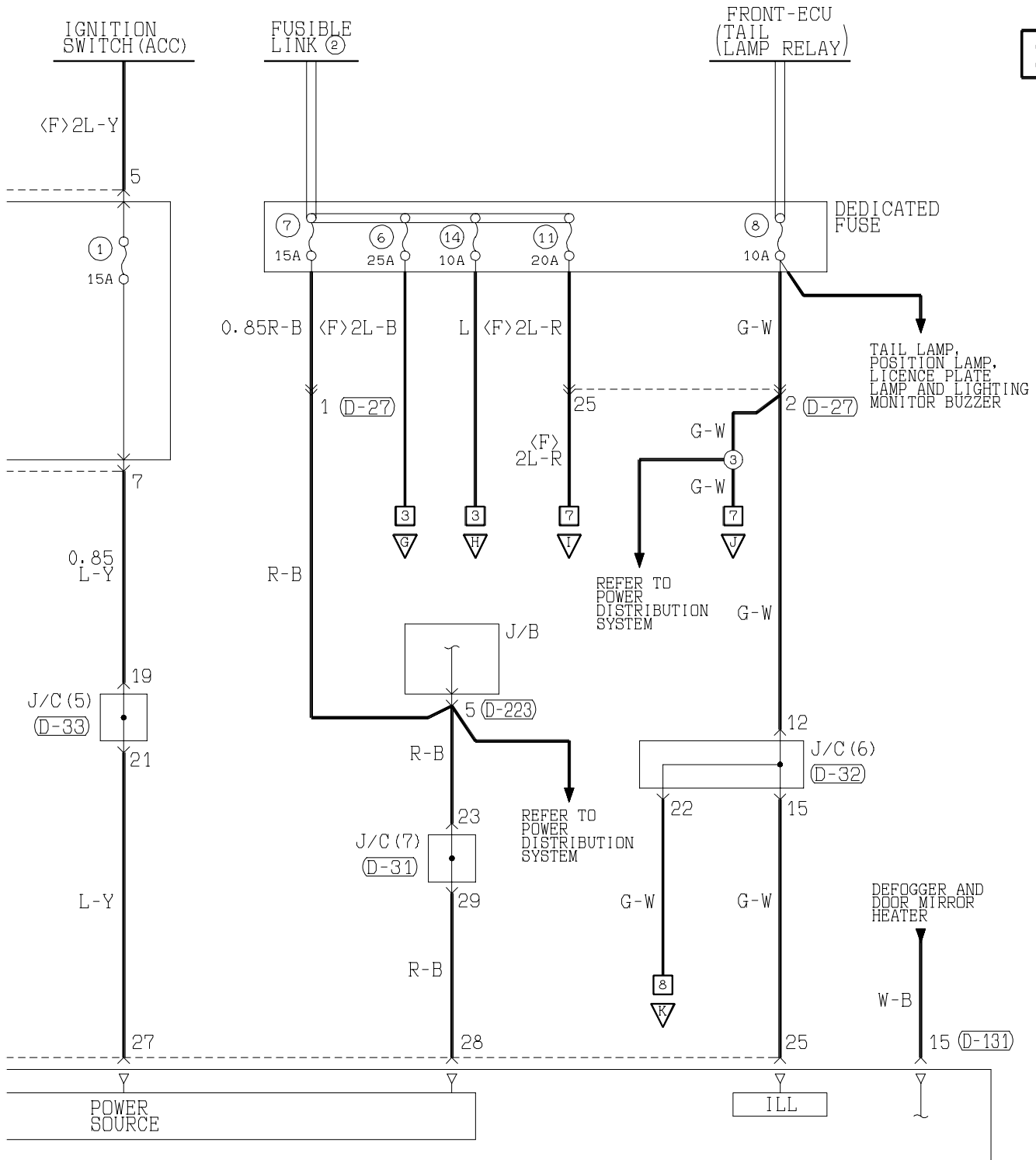
1	2	3	4	5	6	7	8	9	10	11
12	13	14	15	16	17	18	19	20	21	22
23	24	25	26	27	28	29	30	31	32	33

1	2	3	4	5	6	7	8	9	10	11
12	13	14	15	16	17	18	19	20	21	22
23	24	25	26	27	28	29	30	31	32	33

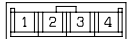
(D-223) (MU801866)

1	2
3	4
5	6
7	8

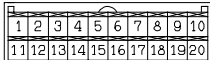
2



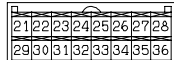
(D-126)



(D-131) (MU801585)



(D-132) (MU801584)

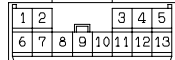


(D-208)

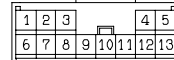
MU801331



(D-209) MU801855



(D-210) (MU801860)



(D-211) MU801403



(D-220)



Wire colour code

B : Black LG : Light green

G : Green

L : Blue

W : White

Y : Yellow

SB : Sky blue

BR : Brown

O : Orange

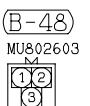
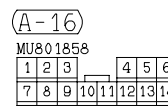
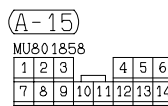
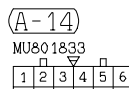
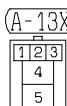
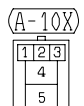
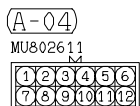
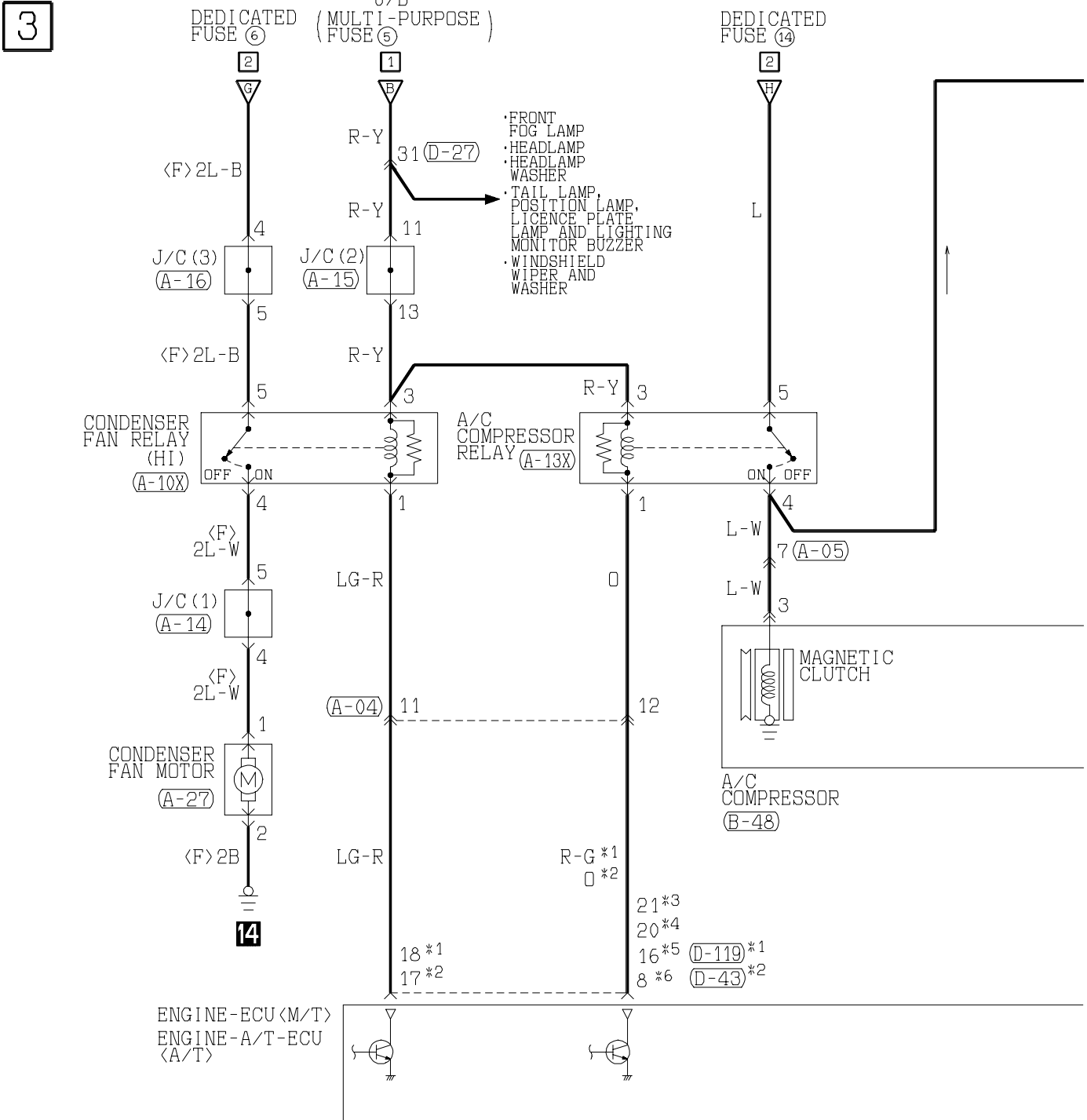
GR : Gray

R : Red

P : Pink

V : Violet

DUAL AUTOMATIC AIR CONDITIONER <MPI (L.H. drive vehicles)> (CONTINUED)

Main
IndexGroup
TOC

(D-119) (MU803784)

1	2	3	4	JAE	5	6	7	8
9	10	11	12	13	14	15	16	17
18	19	20	21	22	23	24	25	26
27	28	29	30	31	32	33	34	35

(D-120) (MU803781)

41	42	43	JAE	44	45	46
47	48	49	50	51	52	53
54	55	56	57	58	59	60
61	62	63	64	65	66	

(D-121) (MU803782)

71	72	73	74	JAE	75	76	77
78	79	80	81	82	83	84	85
86	87	88	89	90	91	92	93
94	95	96	97	98			

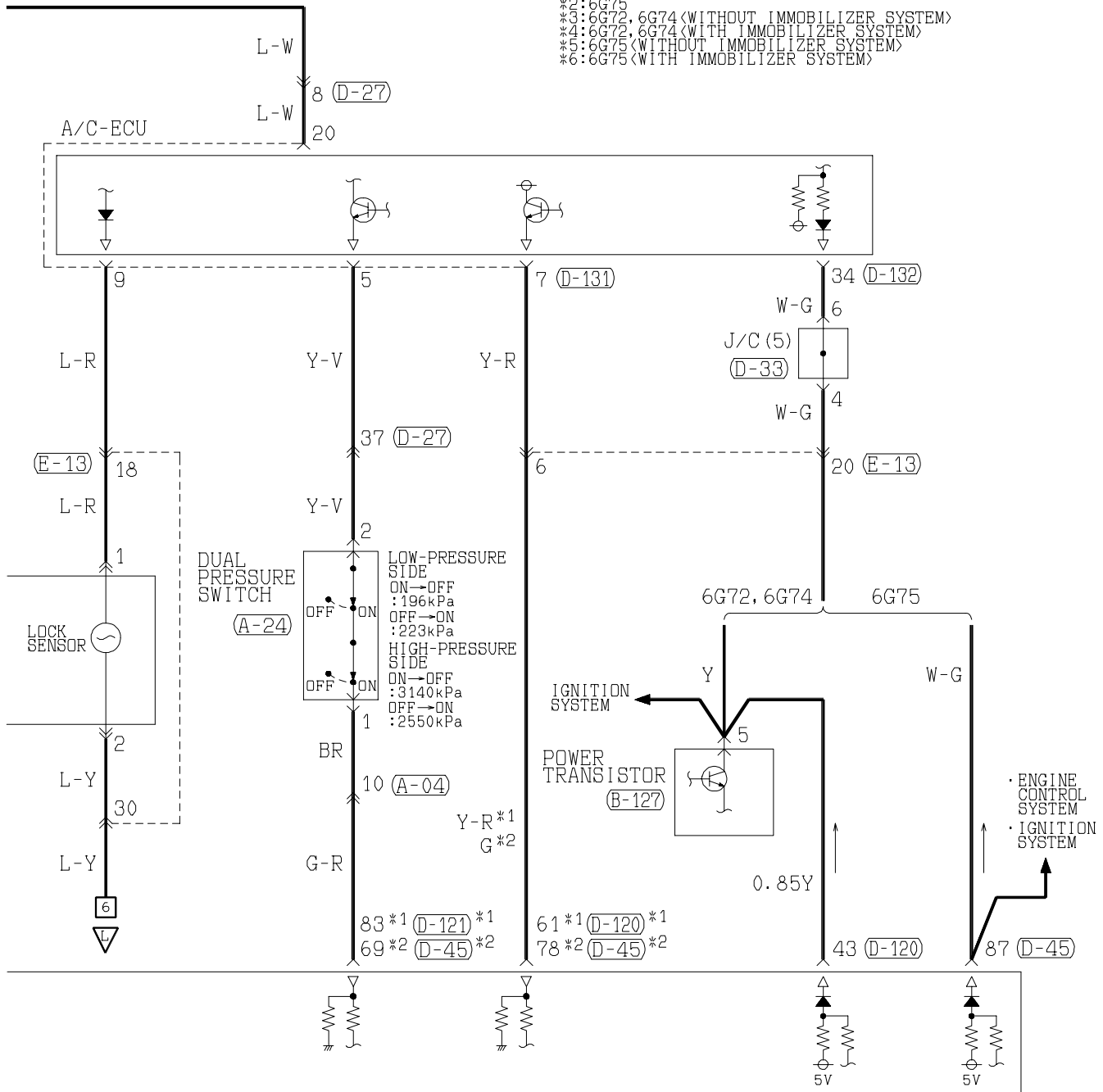
(D-131) (MU801585)

1	2	3	4	5	6	7	8	9	10
11	12	13	14	15	16	17	18	19	20

4

NOTE

- *1: 6G72, 6G74
- *2: 6G75
- *3: 6G72, 6G74 (WITHOUT IMMOBILIZER SYSTEM)
- *4: 6G72, 6G74 (WITH IMMOBILIZER SYSTEM)
- *5: 6G75 (WITHOUT IMMOBILIZER SYSTEM)
- *6: 6G75 (WITH IMMOBILIZER SYSTEM)



(B-127)
(MU802725)

1 2 3 4 5 6

(D-27)

Refer to
P. 3-343

(D-33)

1	2	3	4	5	6	7	8	9	10	11
12	13	14	15	16	17	18	19	20	21	22
23	24	25	26	27	28	29	30	31	32	33

(D-43)

(MU803802)

1	2	JAE	3	4
5	6	7	8	9
10	11	12	13	14
15	16	17	18	19
20	21	22	23	24
25	26	27		

(D-45)

(MU803804)

61	62	JAE	63	64
65	66	67	68	69
70	71	72	73	74
75	76	77	78	79
80	81	82	83	84
85	86	87	88	89

(D-132) (MU801584)

21	22	23	24	25	26	27	28
29	30	31	32	33	34	35	36

(E-13)

Refer to
P. 3-343

Wire colour code

B : Black LG : Light green
 BR : Brown O : Orange
 W : White SB : Sky blue
 V : Violet

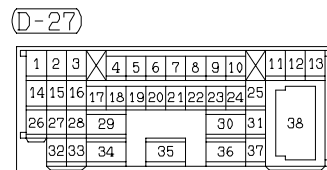
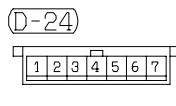
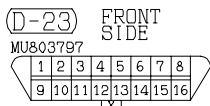
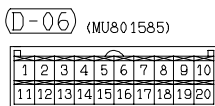
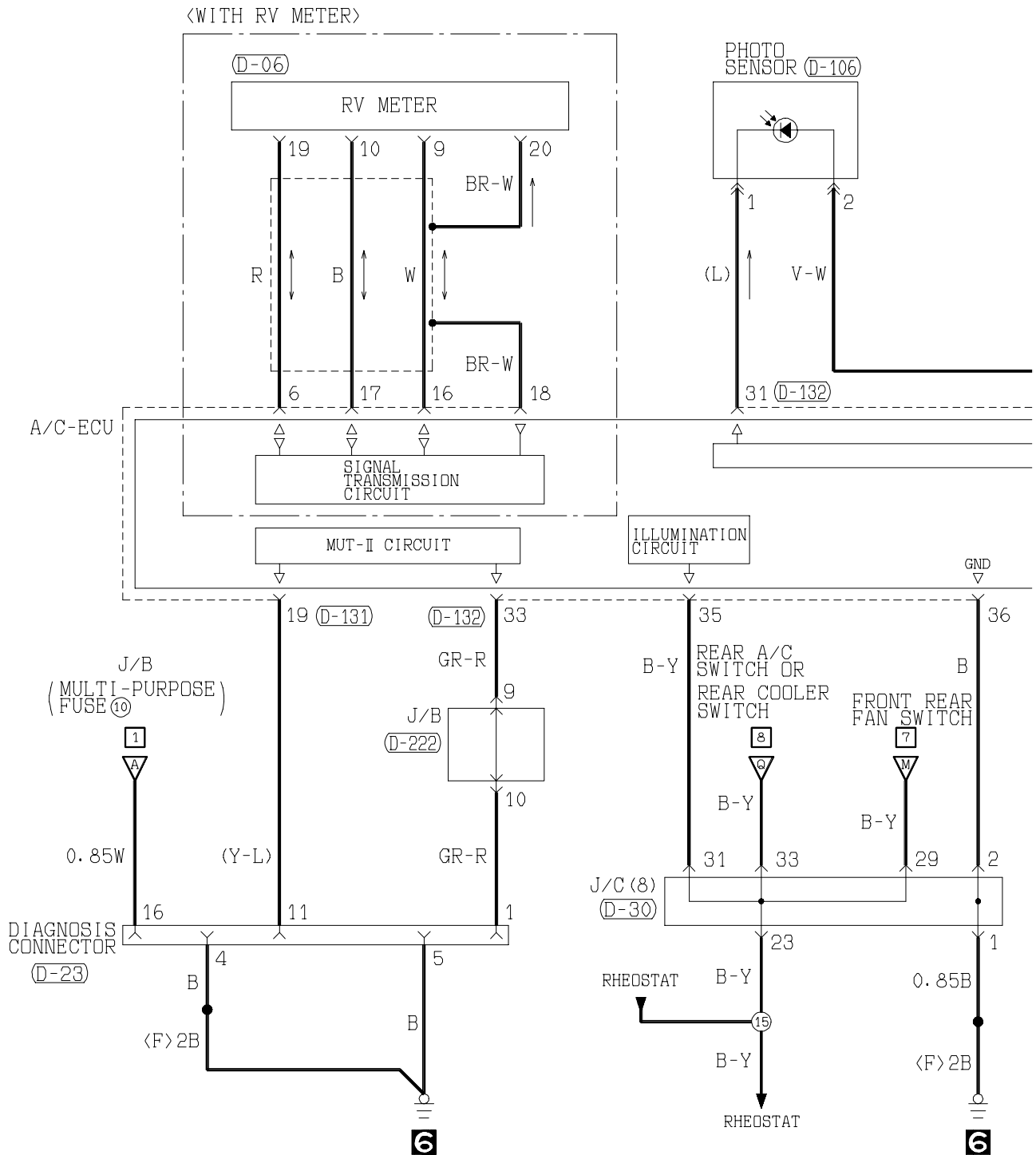
G : Green
 GR : Gray
 P : Pink

L : Blue
 R : Red
 Y : Yellow

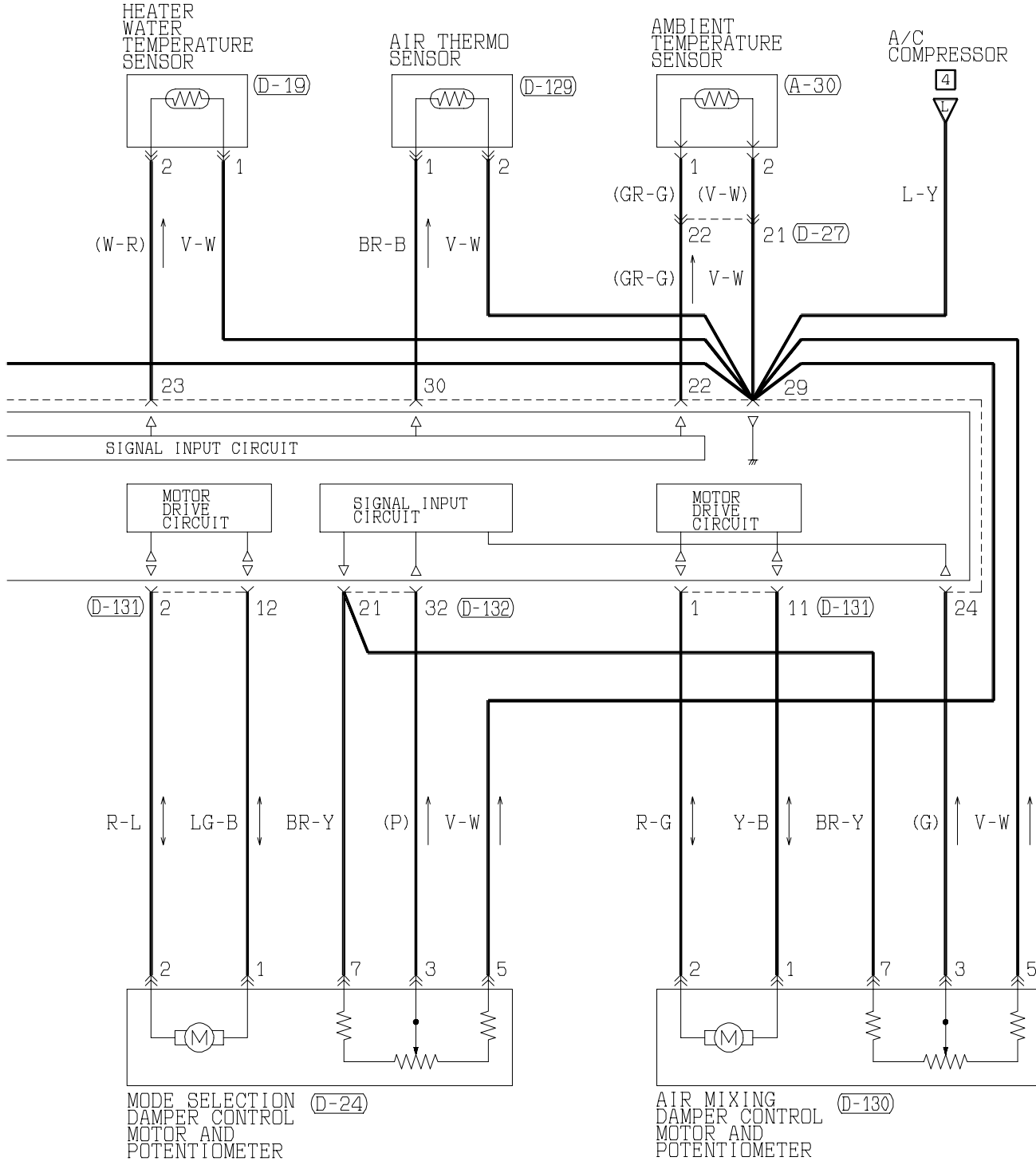
DUAL AUTOMATIC AIR CONDITIONER <MPI (L.H. drive vehicles)> (CONTINUED)

Main
IndexGroup
TOC

5



6



(D-30)

1	2	3	4	5	6	7	8	9	10	11
12	13	14	15	16	17	18	19	20	21	22
23	24	25	26	27	28	29	30	31	32	33

(D-106)

1	2
---	---

(D-129)

1

(D-130)

1	2	3	4	5	6	7
---	---	---	---	---	---	---

(D-131) (MU801585)

1	2	3	4	5	6	7	8	9	10
11	12	13	14	15	16	17	18	19	20

(D-132) (MU801584)

21	22	23	24	25	26	27	28
29	30	31	32	33	34	35	36

(D-222) (MU801514)

1	2	3	4	5
6	7	8	9	10

Wire colour code

B:Black LG:Light green

G:Green

L:Blue

W:White

Y:Yellow

SB:Sky blue

BR:Brown O:Orange

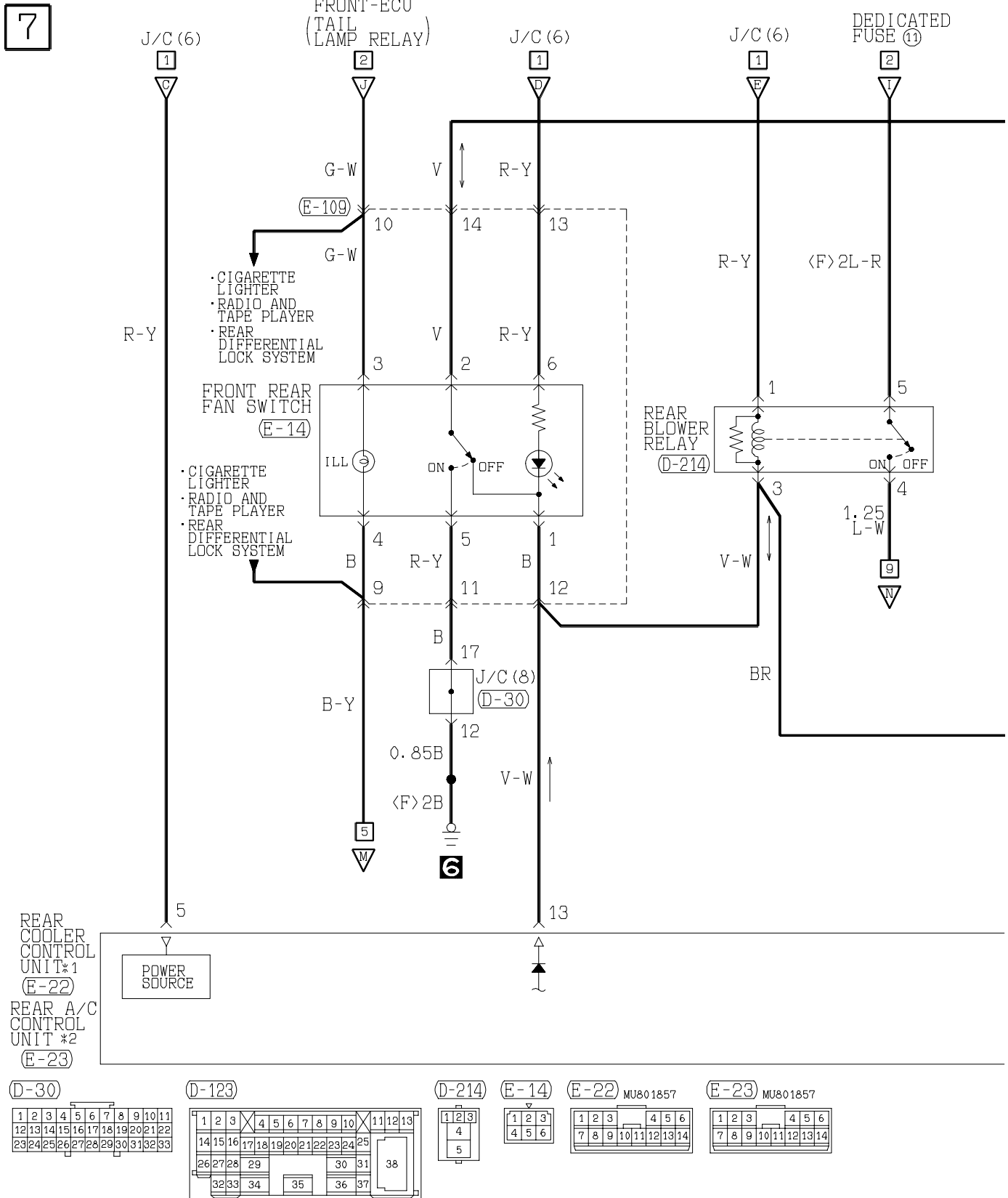
GR:Gray

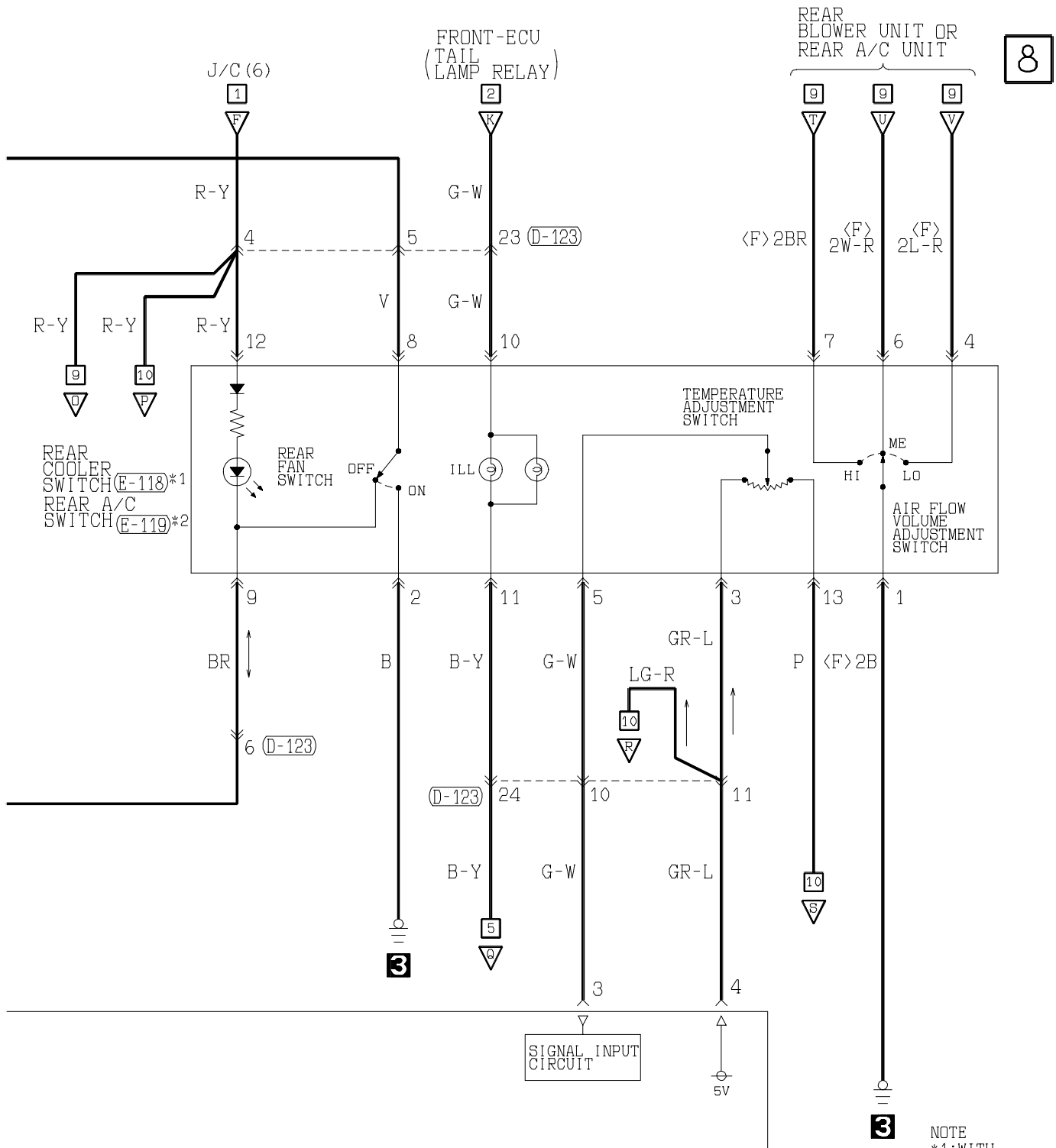
R:Red

P:Pink

V:Violet

DUAL AUTOMATIC AIR CONDITIONER <MPI (L.H. drive vehicles)> (CONTINUED)

Main
IndexGroup
TOC



NOTE
 *1: WITH REAR COOLER
 *2: WITH REAR A/C

(E-109)

MU801461

1	2	3	4	5	6	7	8	9	10
11	12	13	14	15	16	17	18	19	20
21	22								

(E-118)

MU801454

1	2	3	4	5	6
7	8	9	10	11	12
13	14				

(E-119)

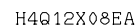
MU801454

1	2	3	4	5	6
7	8	9	10	11	12
13	14				

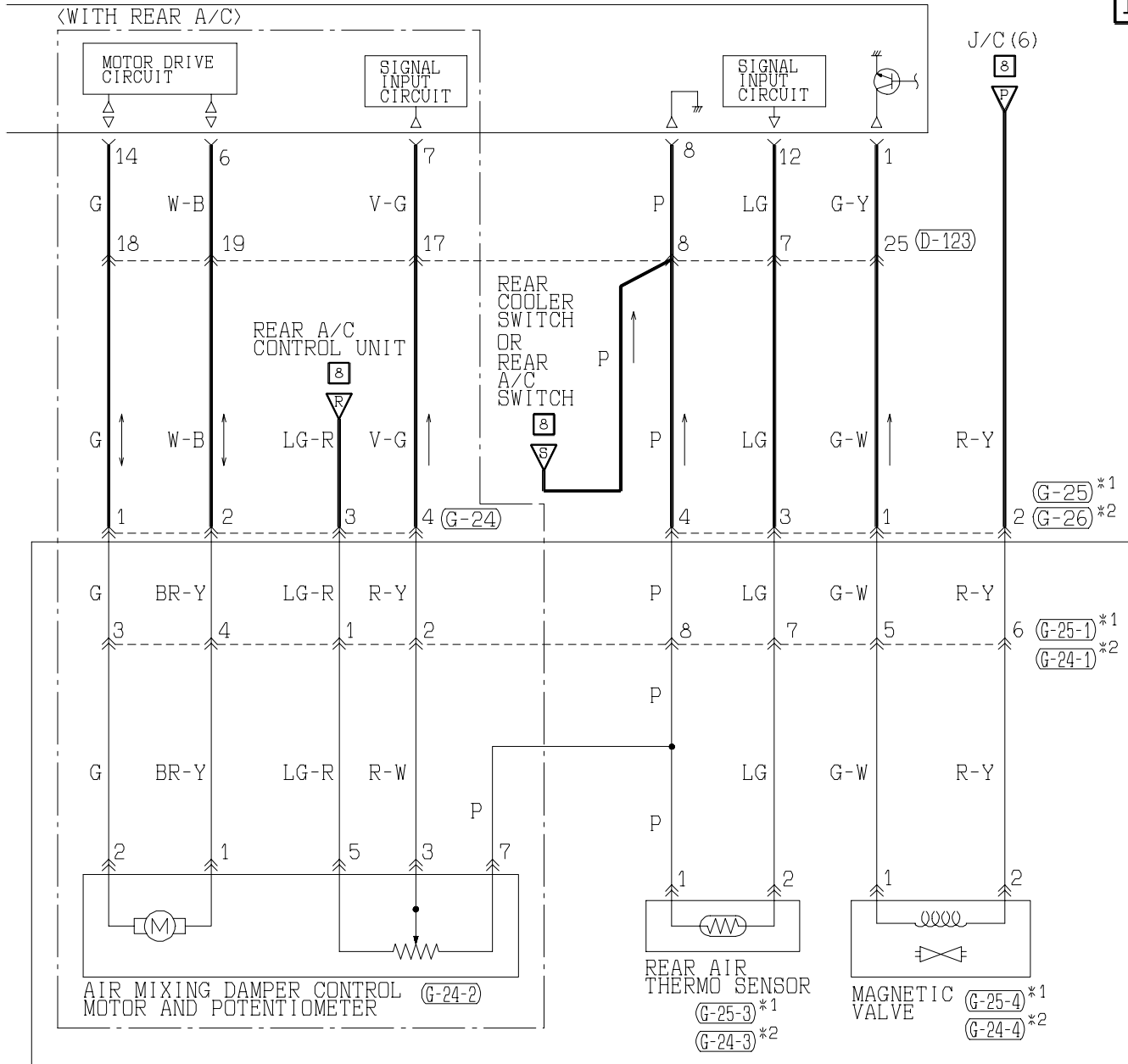
Wire colour code

B : Black LG : Light green G : Green L : Blue W : White Y : Yellow SB : Sky blue
 BR : Brown O : Orange GR : Gray R : Red P : Pink V : Violet

9



10



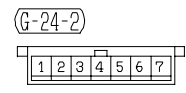
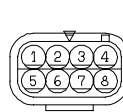
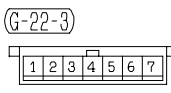
REAR COOLER UNIT*1

REAR A/C UNIT*2

NOTE

*1: WITH REAR COOLER

*2: WITH REAR A/C

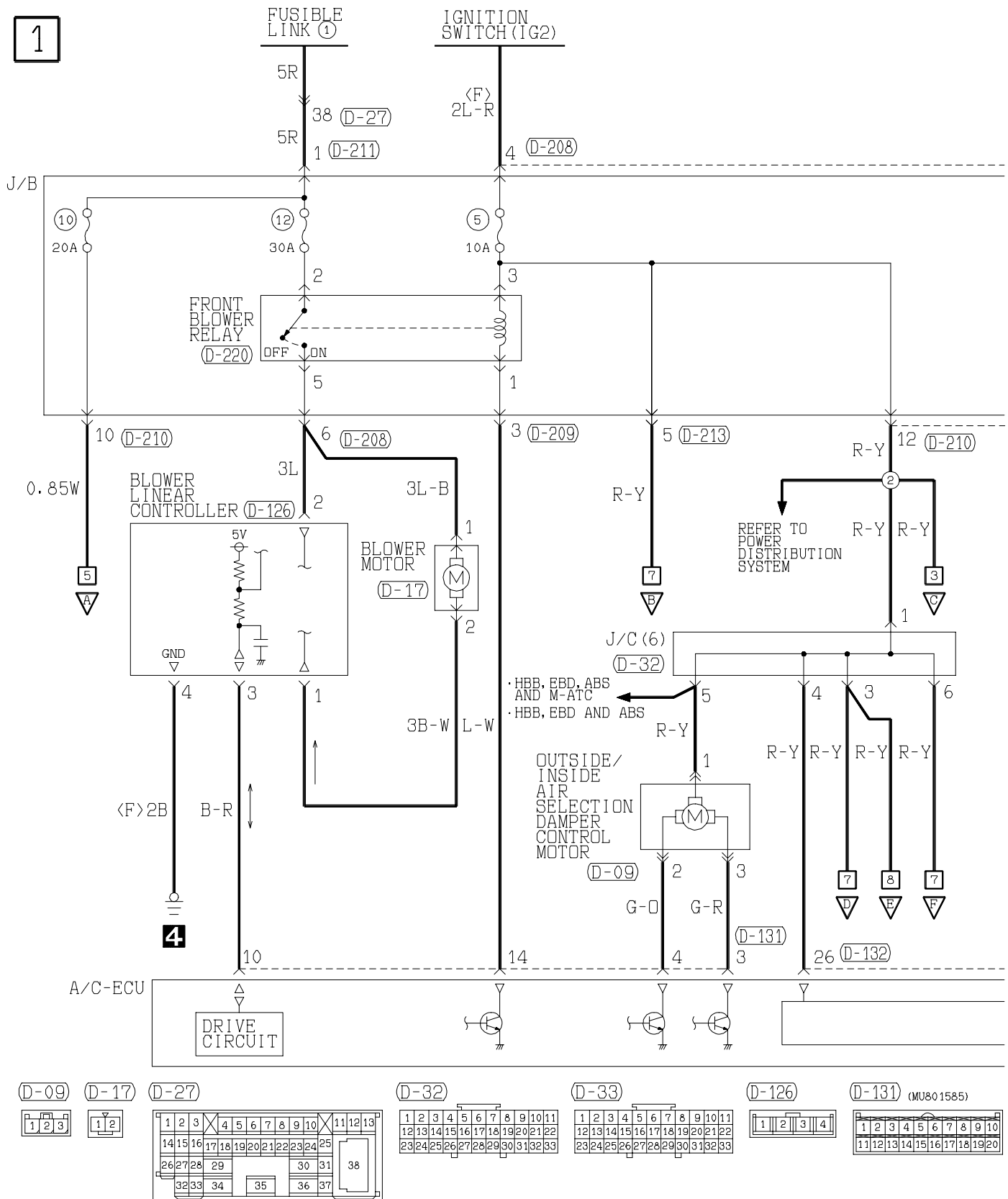


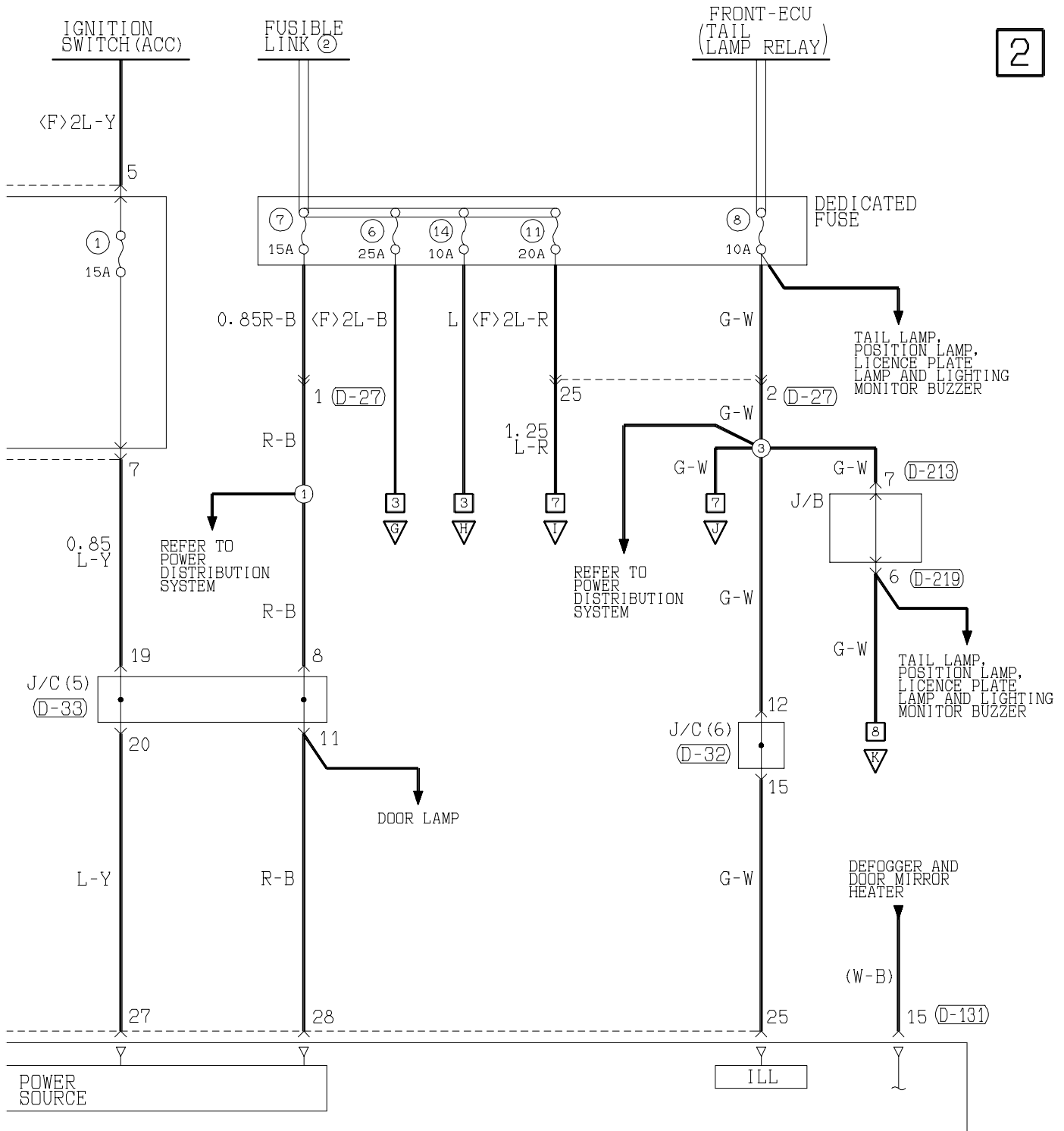
Wire colour code

B : Black LG : Light green G : Green L : Blue W : White Y : Yellow SB : Sky blue
 BR : Brown O : Orange GR : Gray R : Red P : Pink V : Violet

DUAL AUTOMATIC AIR CONDITIONER

MPI <R.H. drive vehicles>

Main
IndexGroup
TOC



(D-132) (MU801584)

21	22	23	24	25	26	27	28
29	30	31	32	33	34	35	36

(D-208)

MU801331

1		2	
3	4	5	6

(D-209) MU801855

1	2				3	4	5
6	7	8	9	10	11	12	13

(D-210) (MU801860)

1	2	3					4	5
6	7	8	9	10	11	12	13	

(D-211)

MU801403

1

(D-213) MU801847

1	2				3	4
5	6	7	8	9	10	11

(D-219)

1	2	3	4		5	6	7
8	9	10	11	12	13	14	15

(D-220)

	2	
1	4	3
	5	

Wire colour code

B : Black LG : Light green

G : Green GR : Gray

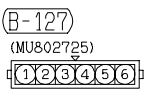
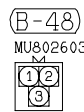
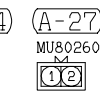
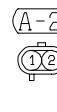
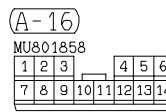
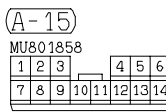
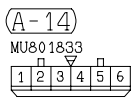
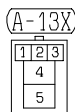
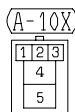
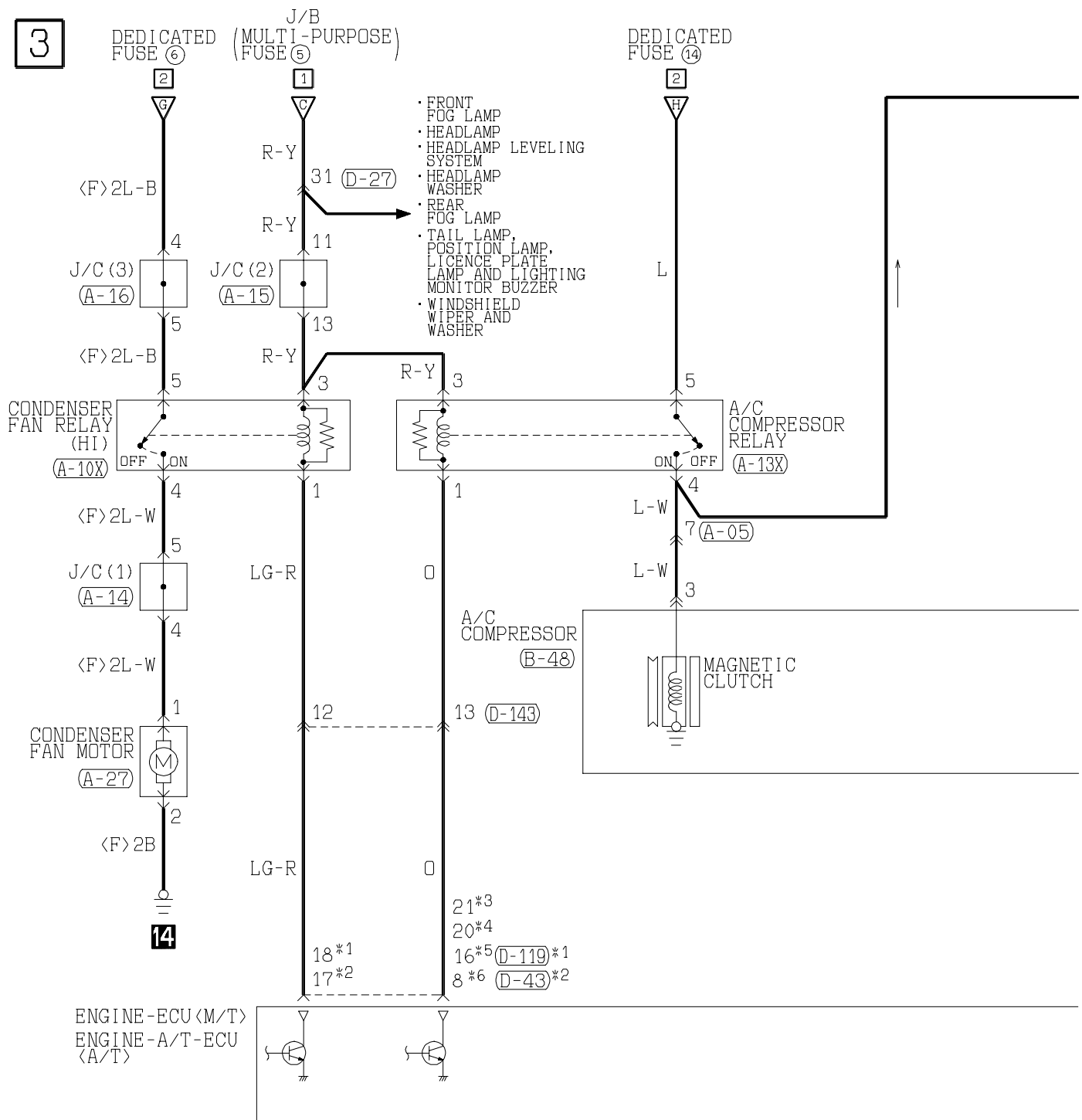
L : Blue R : Red

W : White P : Pink

Y : Yellow V : Violet

SB : Sky blue

DUAL AUTOMATIC AIR CONDITIONER <MPI (R.H. drive vehicles)> (CONTINUED)

Main
IndexGroup
TOC

(D-119) (MU803784)

1	2	3	4	JAE	5	6	7	8
9	10	11	12	13	14	15	16	17
18	19	20	21	22	23	24	25	26
27	28	29	30	31	32	33	34	35

(D-120) (MU803781)

41	42	43	JAE	44	45	46
47	48	49	50	51	52	53
54	55	56	57	58	59	60
61	62	63	64	65	66	

(D-121) (MU803782)

71	72	73	74	JAE	75	76	77
78	79	80	81	82	83	84	85
86	87	88	89	90	91	92	93
94	95	96	97	98			

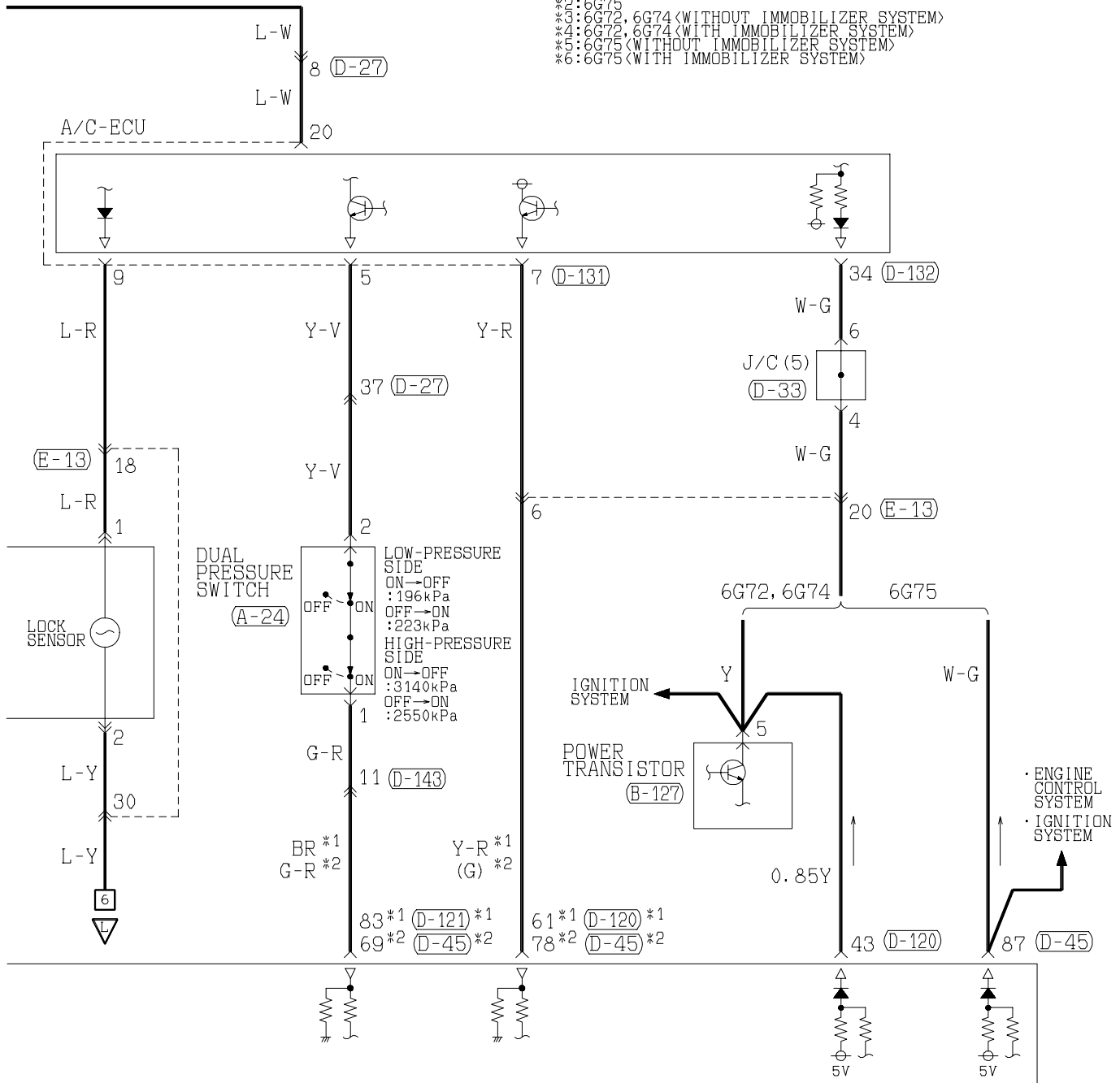
(D-131) (MU801585)

1	2	3	4	5	6	7	8	9	10
11	12	13	14	15	16	17	18	19	20

4

NOTE

- *1: 6G72, 6G74
- *2: 6G75
- *3: 6G72, 6G74 (WITHOUT IMMOBILIZER SYSTEM)
- *4: 6G72, 6G74 (WITH IMMOBILIZER SYSTEM)
- *5: 6G75 (WITHOUT IMMOBILIZER SYSTEM)
- *6: 6G75 (WITH IMMOBILIZER SYSTEM)



(D-27)

Refer to
P.3-343

(D-33)

1	2	3	4	5	6	7	8	9	10	11
12	13	14	15	16	17	18	19	20	21	22
23	24	25	26	27	28	29	30	31	32	33

(D-43)

(MU803802)

1	2	JAE	3	4
5	6	7	8	9
10	11	12	13	14
15	16	17	18	19
20	21	22	23	24
25	26	27	28	29

(D-45)

(MU803804)

61	62	JAE	63	64
65	66	67	68	69
70	71	72	73	74
75	76	77	78	79
80	81	82	83	84
85	86	87	88	89

(D-132) (MU801584)

21	22	23	24	25	26	27	28
29	30	31	32	33	34	35	36

(D-143) MU801855

1	2	3	4	5
6	7	8	9	10
11	12	13	14	15

(E-13)

Refer to
P.3-343

Wire colour code
 B : Black
 BR : Brown
 W : White
 V : Violet

LG : Light green
 O : Orange
 SB : Sky blue

G : Green
 GR : Gray
 P : Pink

L : Blue
 R : Red
 Y : Yellow

H4Q12X09BB

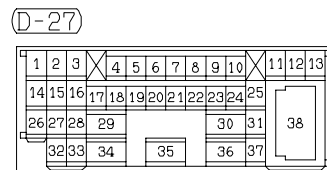
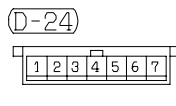
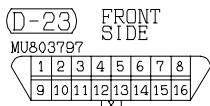
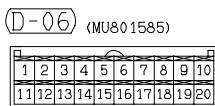
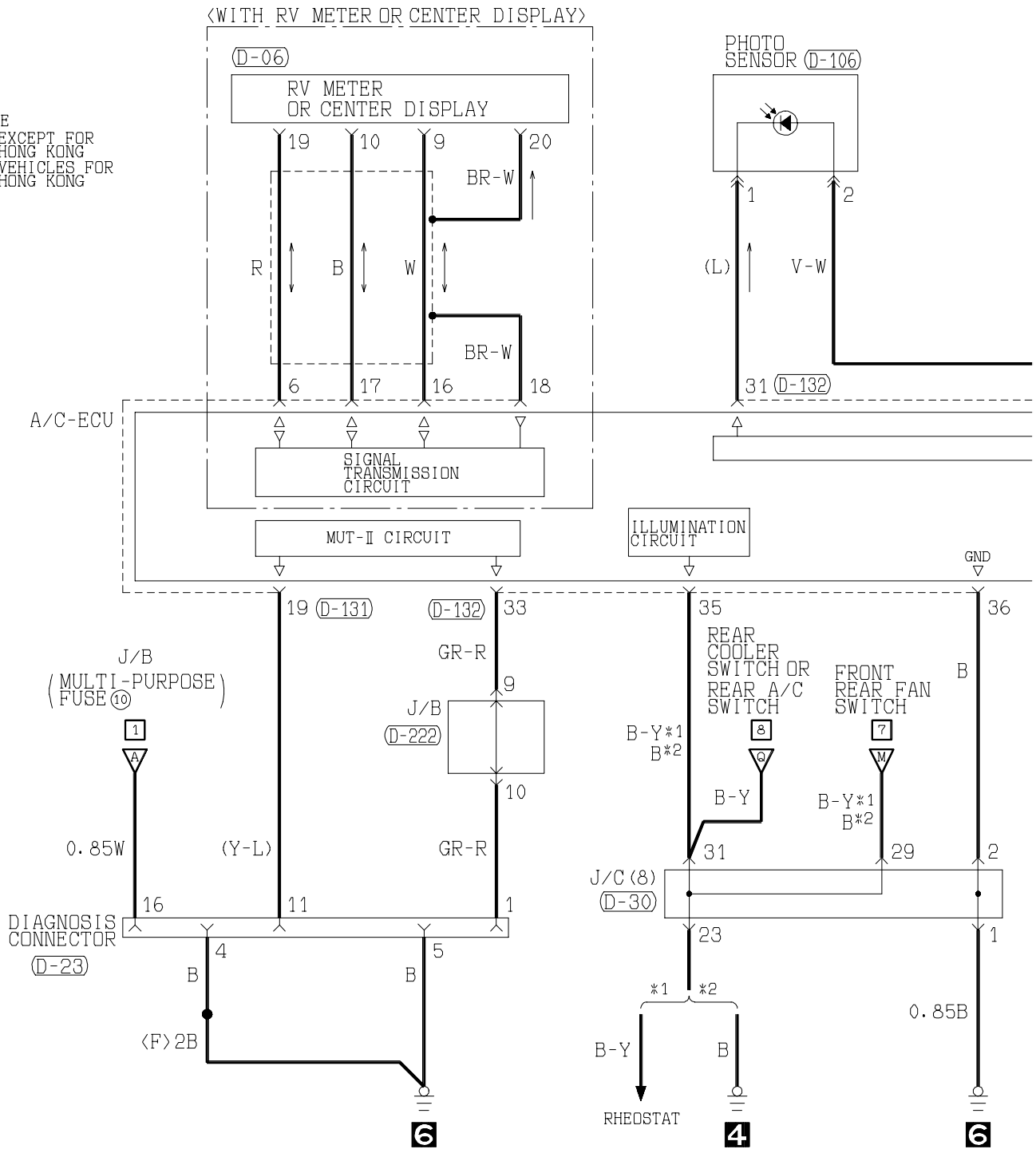
DUAL AUTOMATIC AIR CONDITIONER <MPI (R.H. drive vehicles)> (CONTINUED)

Main
IndexGroup
TOC

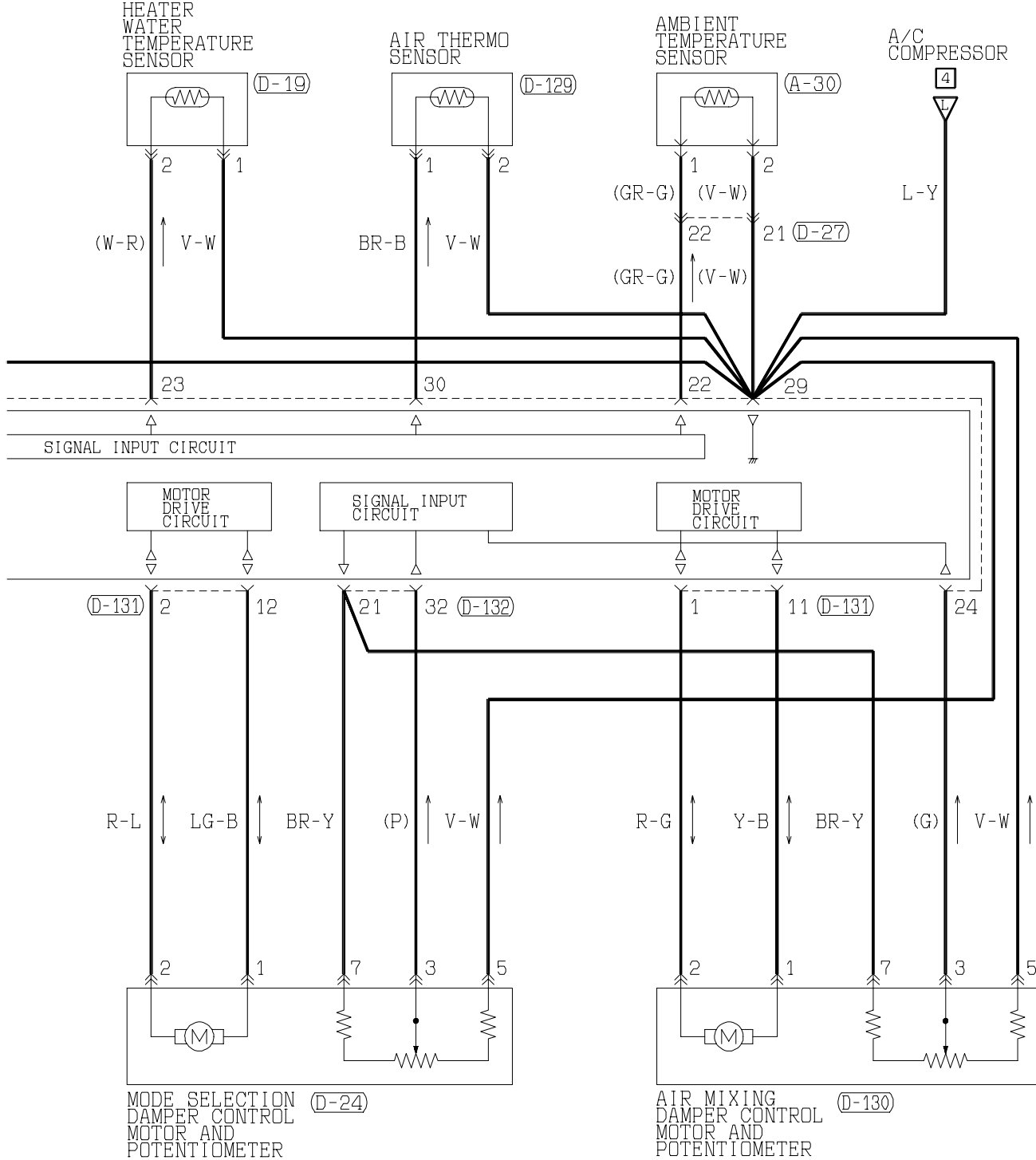
5

NOTE

*1: EXCEPT FOR
HONG KONG
*2: VEHICLES FOR
HONG KONG



6



(D-30)

1	2	3	4	5	6	7	8	9	10	11
12	13	14	15	16	17	18	19	20	21	22
23	24	25	26	27	28	29	30	31	32	33

(D-106)

1	2
---	---

(D-129)

1
2

(D-130)

1	2	3	4	5	6	7
---	---	---	---	---	---	---

(D-131) (MU801585)

1	2	3	4	5	6	7	8	9	10
11	12	13	14	15	16	17	18	19	20

(D-132) (MU801584)

21	22	23	24	25	26	27	28
29	30	31	32	33	34	35	36

(D-222)

(MU801514)

1	2	3	4	5
6	7	8	9	10

Wire colour code

B:Black LG:Light green

G:Green

L:Blue

W:White

Y:Yellow

SB:Sky blue

BR:Brown O:Orange

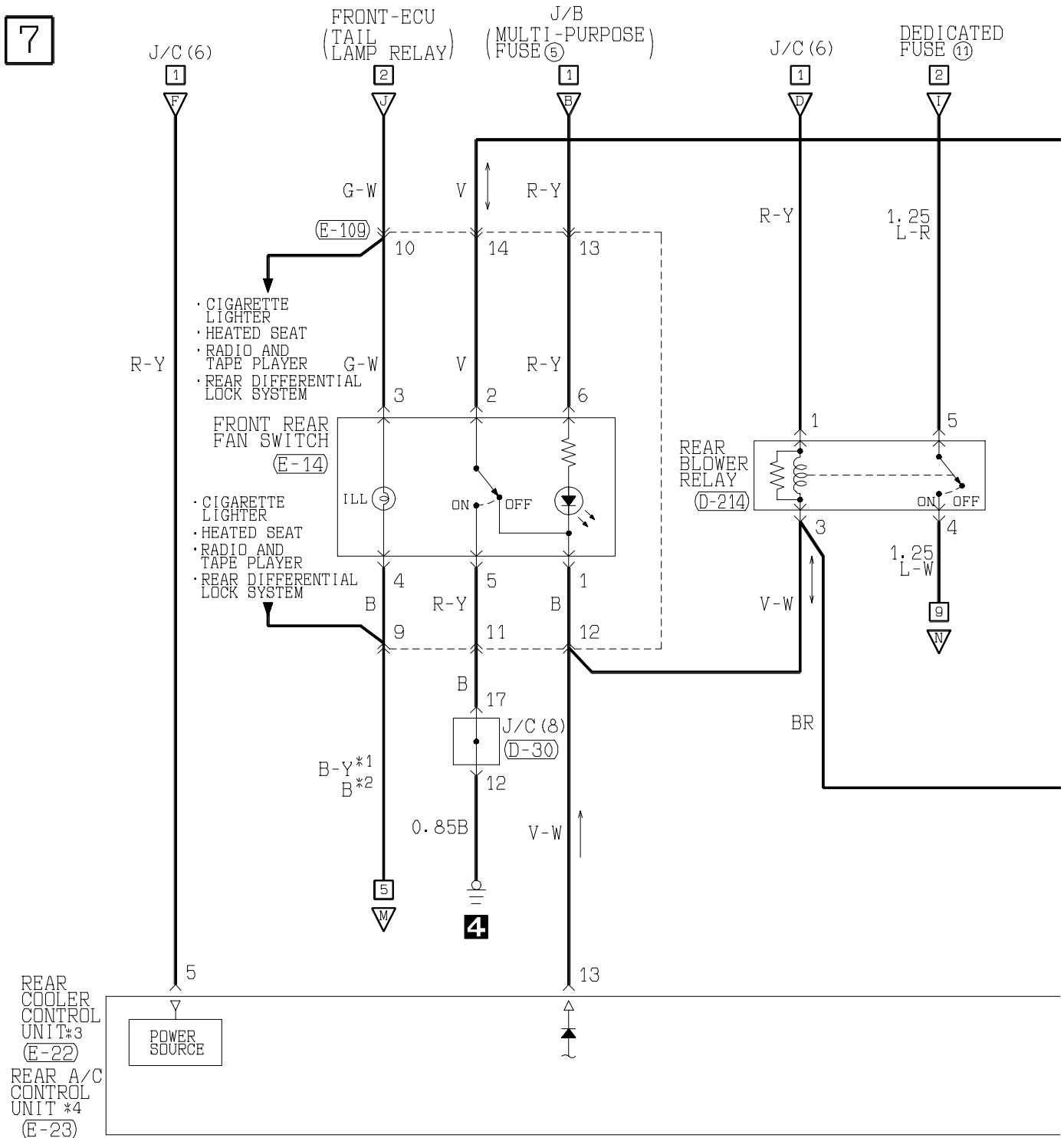
GR:Gray

R:Red

P:Pink

V:Violet

DUAL AUTOMATIC AIR CONDITIONER <MPI (R.H. drive vehicles)> (CONTINUED)

Main
IndexGroup
TOC

(D-30)

1	2	3	4	5	6	7	8	9	10	11
12	13	14	15	16	17	18	19	20	21	22
23	24	25	26	27	28	29	30	31	32	33

(D-123)

1	2	3	4	5	6	7	8	9	10	11	12	13
14	15	16	17	18	19	20	21	22	23	24	25	26
27	28	29	30	31	32	33	34	35	36	37	38	39

(D-124)

1	2	3	4	5	6	7	8	9	10	11	12	13
14	15	16	17	18	19	20	21	22	23	24	25	26
27	28	29	30	31	32	33	34	35	36	37	38	39

(D-214)

1	2	3
4	5	6

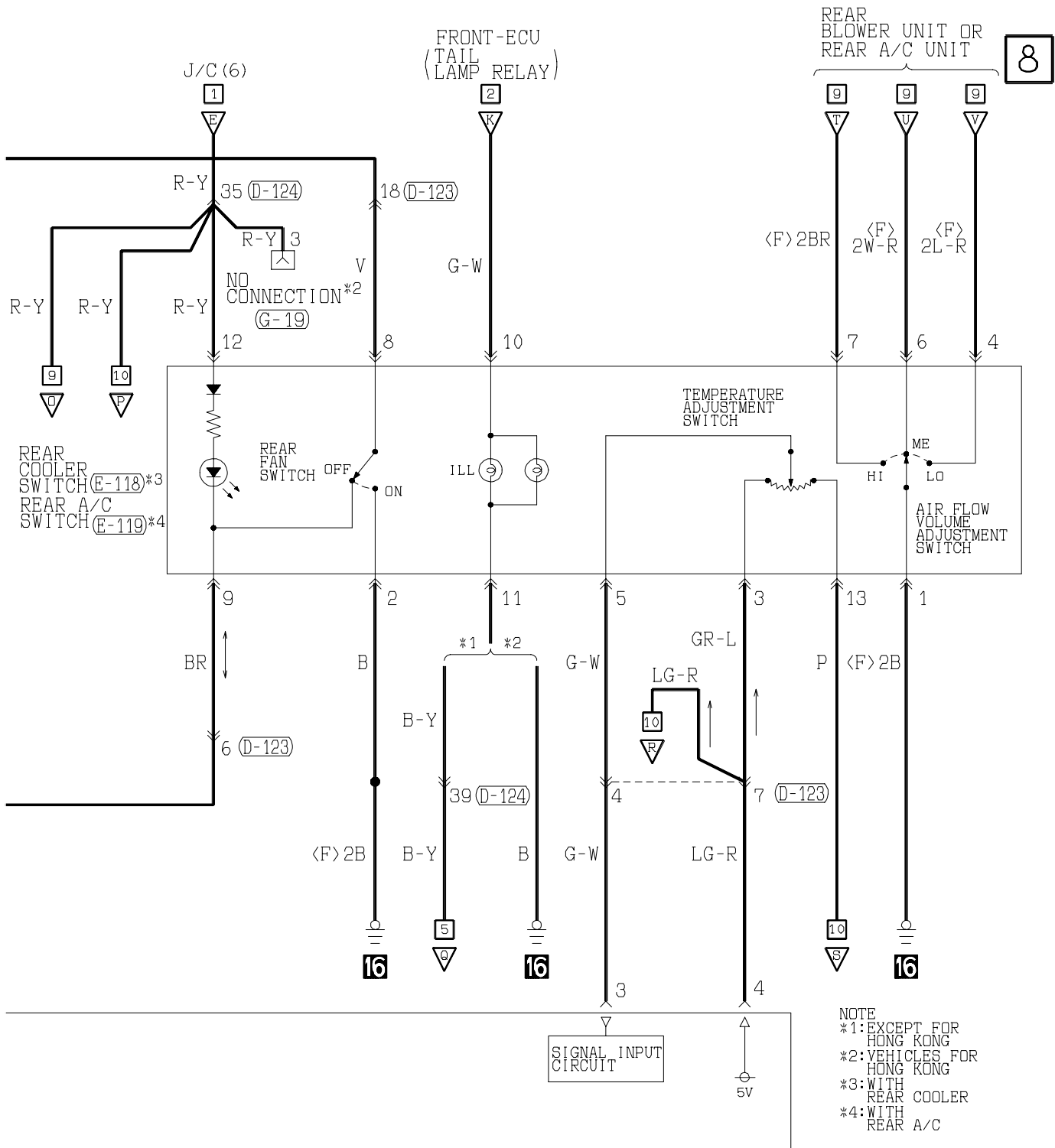
(E-14)

1	2	3
4	5	6

(E-22)

1	2	3	4	5	6
7	8	9	10	11	12

MU801857



(E-23) MU801857

1	2	3	4	5	6
7	8	9	10	11	12
13	14	15	16	17	18

(E-109) MU801461

1	2	3	4	5	6	7	8	9	10
11	12	13	14	15	16	17	18	19	20
21	22	23	24	25	26	27	28	29	30

(E-118) MU801454

1	2	3	4	5	6
7	8	9	10	11	12
13	14	15	16	17	18

(E-119) MU801454

1	2	3	4	5	6
7	8	9	10	11	12
13	14	15	16	17	18

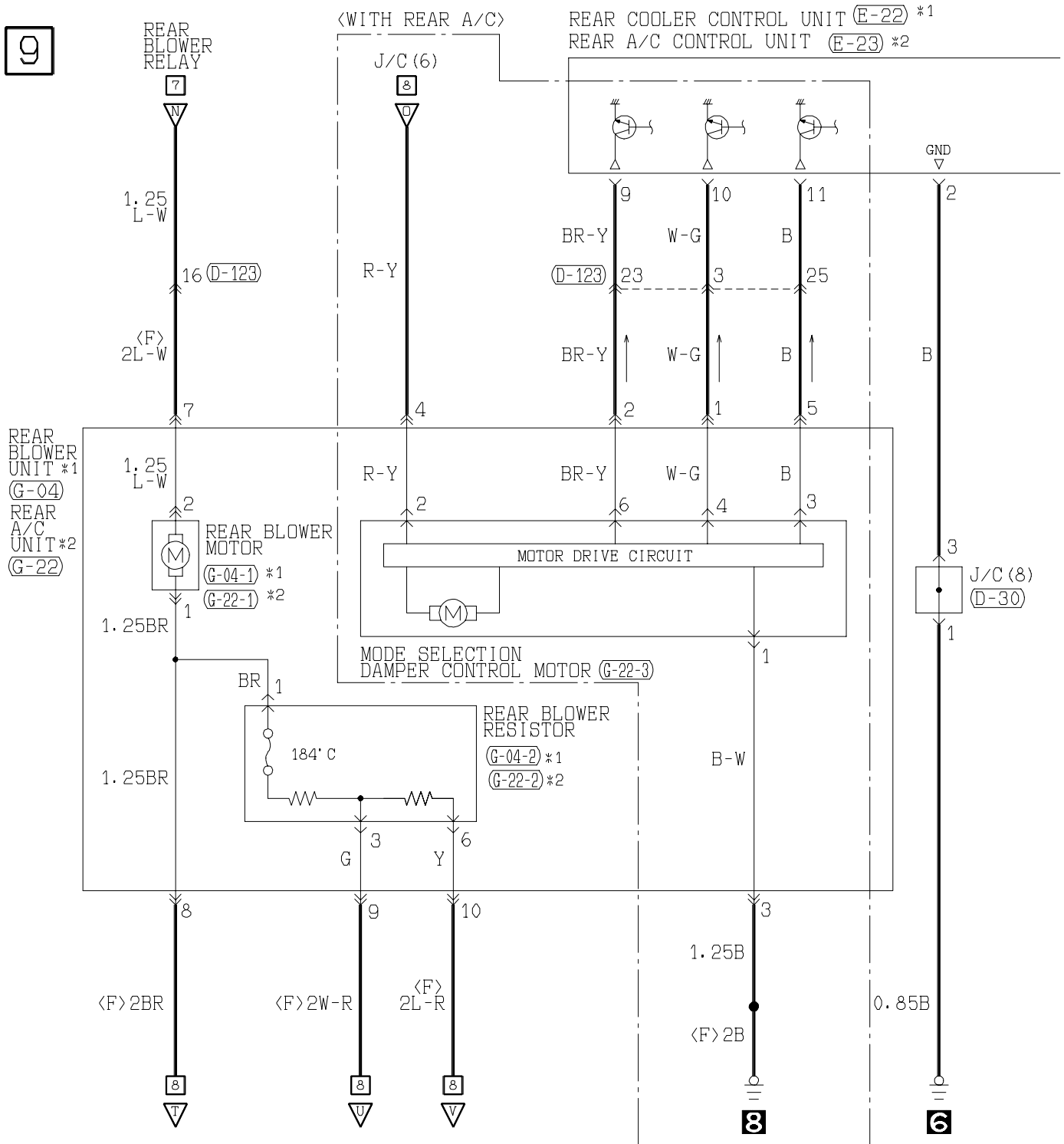
(G-19) MU801468

1	2	3	A	4	5
6	7	8	9	10	11
12	13	14	15	16	17

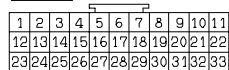
Wire colour code

B:Black LG:Light green G:Green L:Blue W:White Y:Yellow SB:Sky blue
 BR:Brown O:Orange GR:Gray R:Red P:Pink V:Violet

DUAL AUTOMATIC AIR CONDITIONER <MPI (R.H. drive vehicles)> (CONTINUED)

Main
IndexGroup
TOC

(D-30)



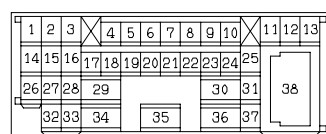
(G-24-4)



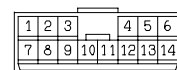
(G-25)



(D-123)

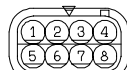


(E-22) MU801857

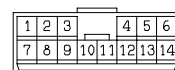


(G-25-1)

MU802749



(E-23) MU801857



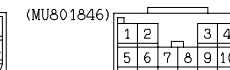
(G-25-3)



(G-25-4)



(G-04) (MU801846)



(G-26)

MU801691



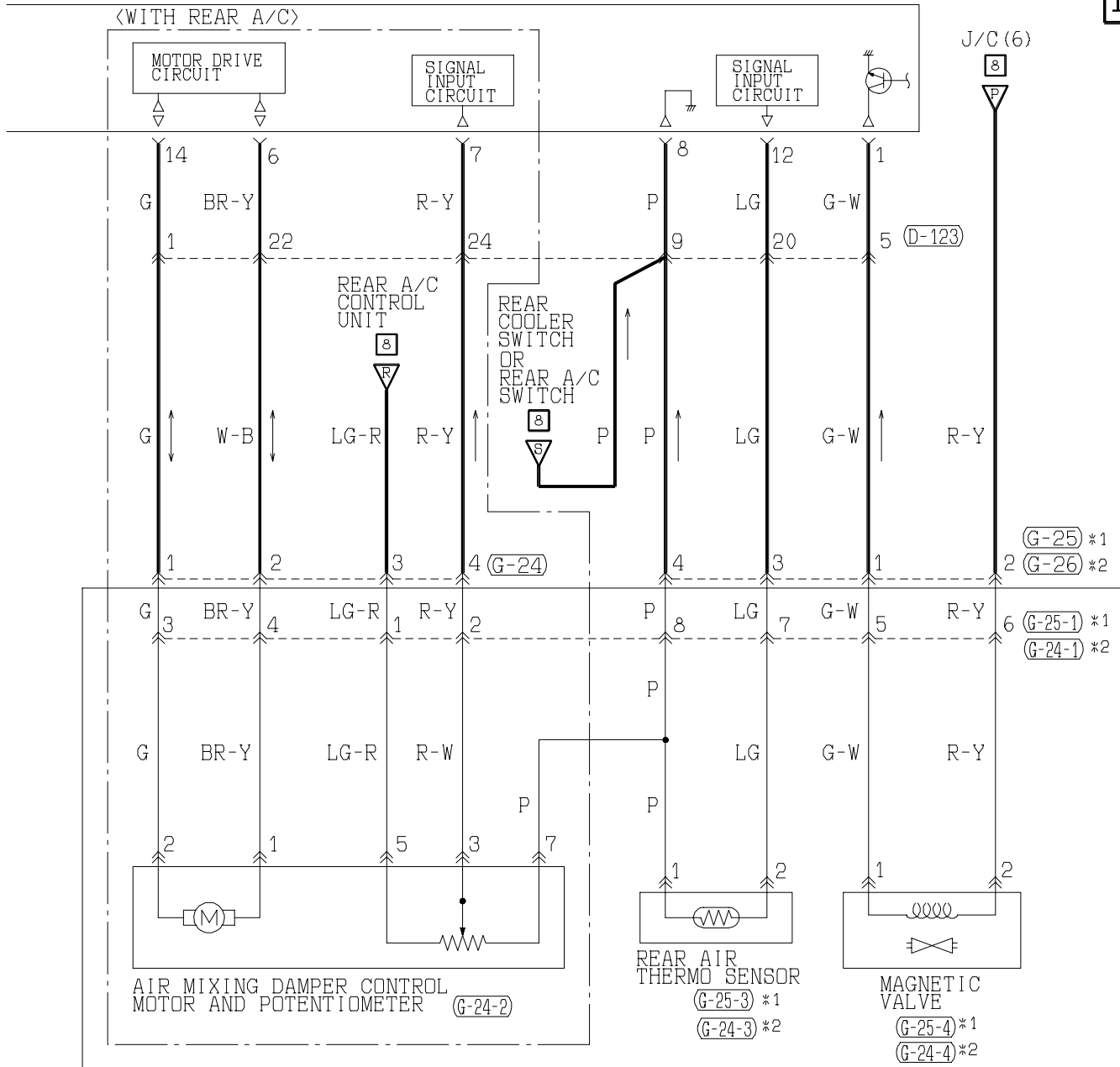
(G-04-1)



(G-04-2)



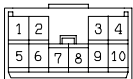
10



REAR A/C UNIT *1
REAR COOLER UNIT *2

NOTE
*1: WITH REAR COOLER
*2: WITH REAR A/C

(G-22)
MU801867



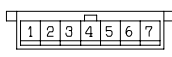
(G-22-1)



(G-22-2)



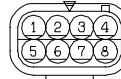
(G-22-3)



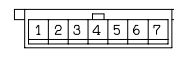
(G-24)
MU801687



(G-24-1)
MU802749



(G-24-2)



(G-24-3)



Wire colour code

B : Black LG : Light green
BR : Brown O : Orange

G : Green GR : Gray

L : Blue R : Red

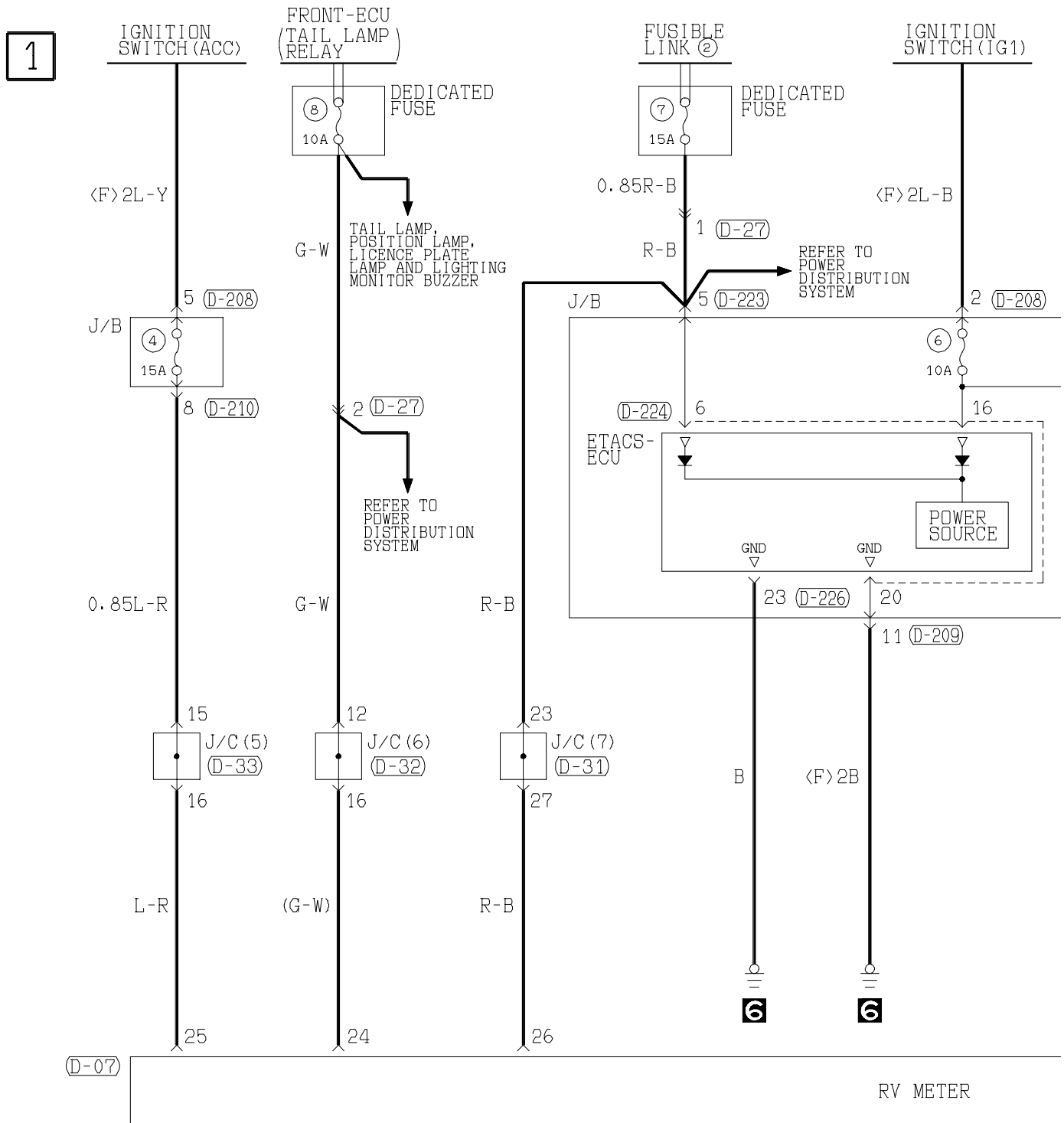
W : White P : Pink

Y : Yellow V : Violet

SB : Sky blue

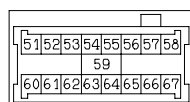
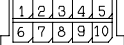
RV METER

L.H. drive vehicles

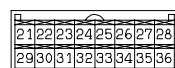
Main
IndexGroup
TOC(C-09)
(MU802723)

1 2 3

(D-01)

(D-222)
(MU801514)

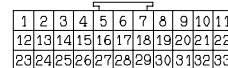
(D-07) (MU801584)



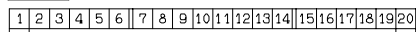
(D-27)

Refer to
P. 3-343

(D-31)



(D-224)



(D-32)



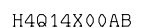
(D-226) (MU801585)



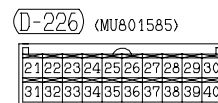
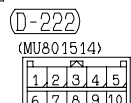
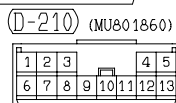
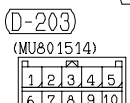
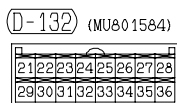
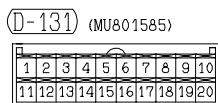
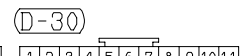



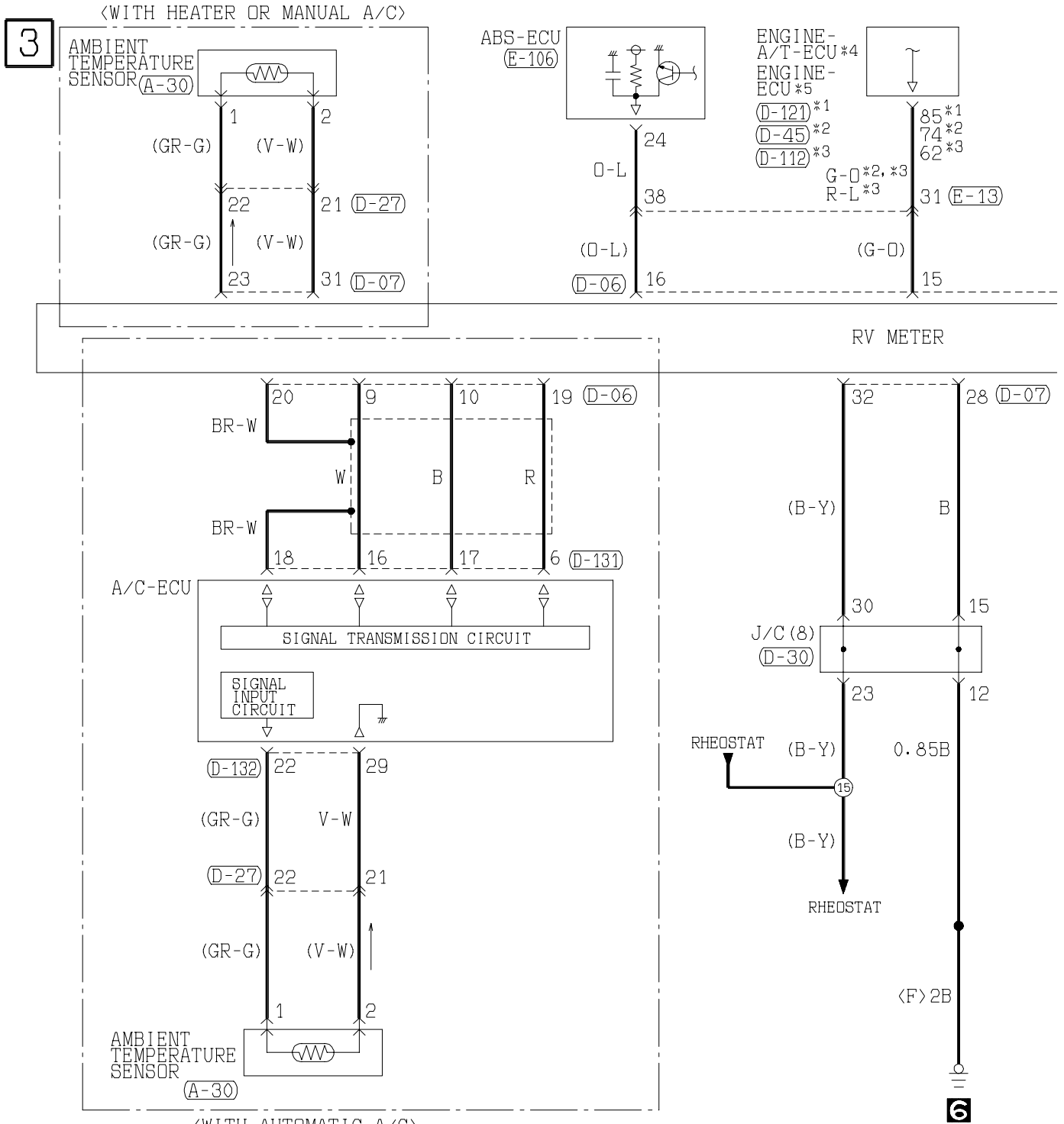
(E-13)

Refer to
P. 3-343

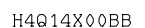
H4Q14X00AA



RV METER <L.H. drive vehicles> (CONTINUED)

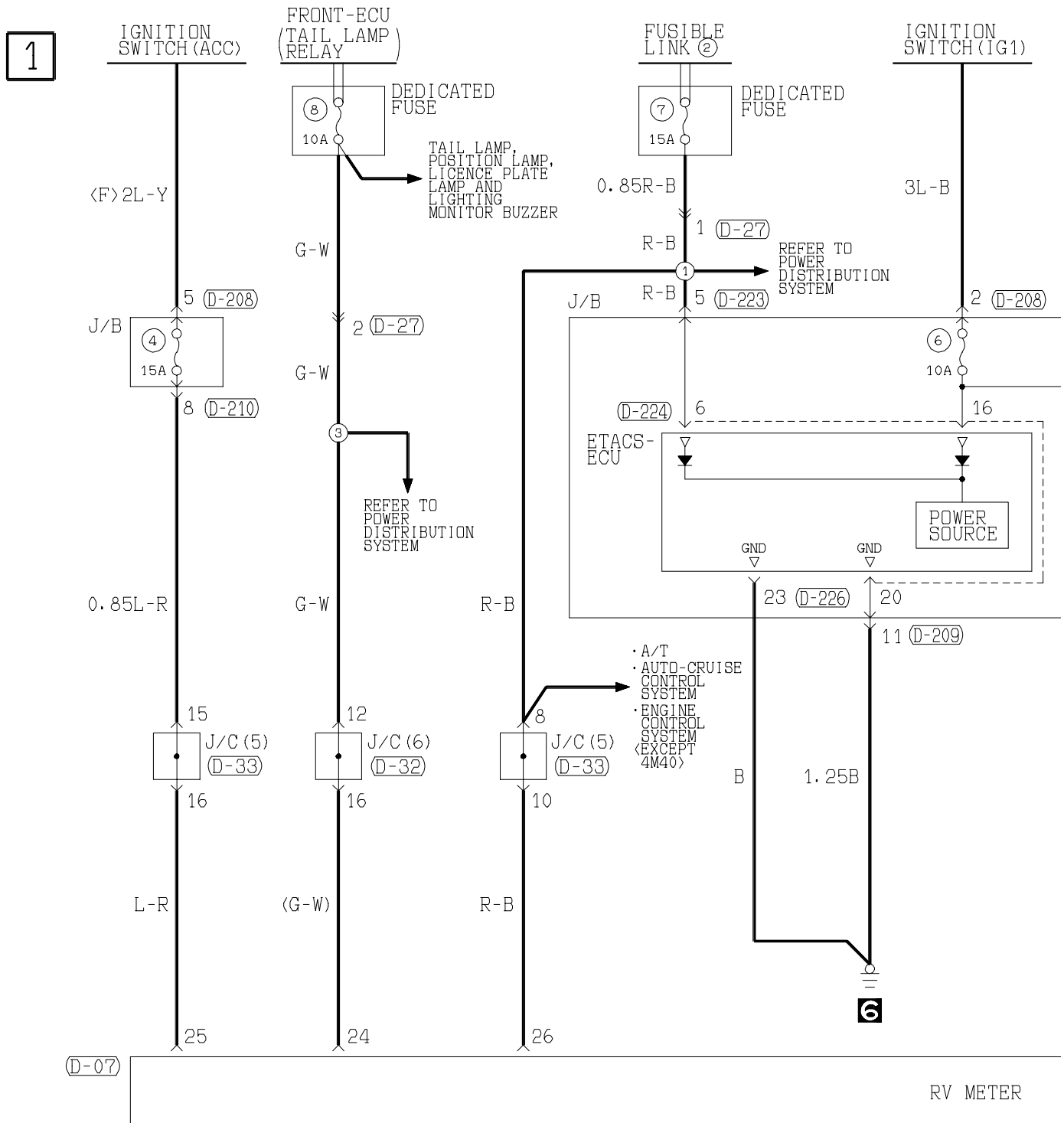
Main
IndexGroup
TOC

H4Q14X00BA



RV METER

R.H. drive vehicles

Main
IndexGroup
TOC

(C-09)

(MU802723)

1 2 3

(D-223)

(MU801866)

(D-01)

51	52	53	54	55	56	57	58
59							
60	61	62	63	64	65	66	67

1	2	3	4	5	6	7	8
---	---	---	---	---	---	---	---

(D-07) (MU801584)

21	22	23	24	25	26	27	28
29	30	31	32	33	34	35	36

(D-224)

1	2	3	4	5	6	7	8	9	10	11	12	13	14	15	16	17	18	19	20
---	---	---	---	---	---	---	---	---	----	----	----	----	----	----	----	----	----	----	----

(D-27)

Refer to P.3-343

(D-31)

1	2	3	4	5	6	7	8	9	10	11
12	13	14	15	16	17	18	19	20	21	22
23	24	25	26	27	28	29	30	31	32	33

(D-226) (MU801585)

21	22	23	24	25	26	27	28	29	30
31	32	33	34	35	36	37	38	39	40

(D-32)

1	2	3	4	5	6	7	8	9	10	11
12	13	14	15	16	17	18	19	20	21	22
23	24	25	26	27	28	29	30	31	32	33

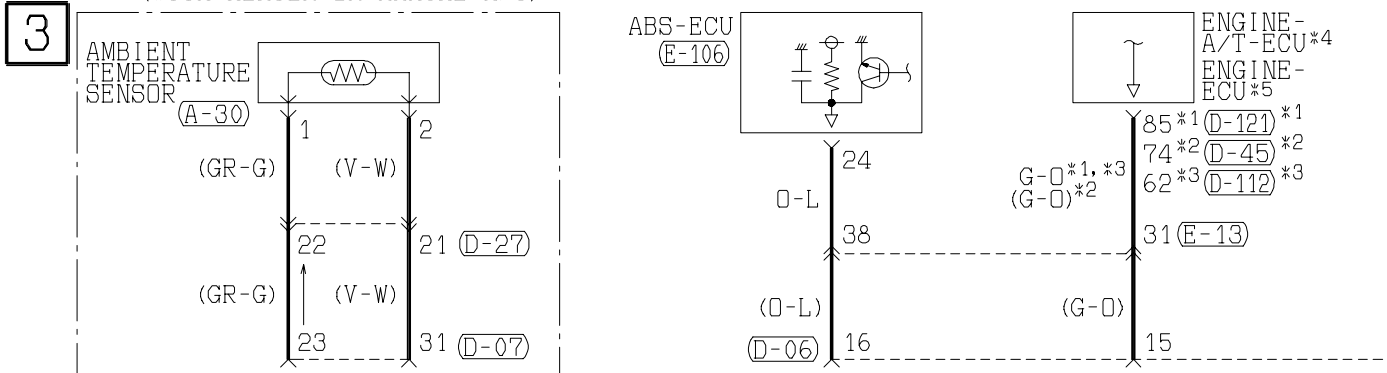
(E-13)

Refer to P.3-343

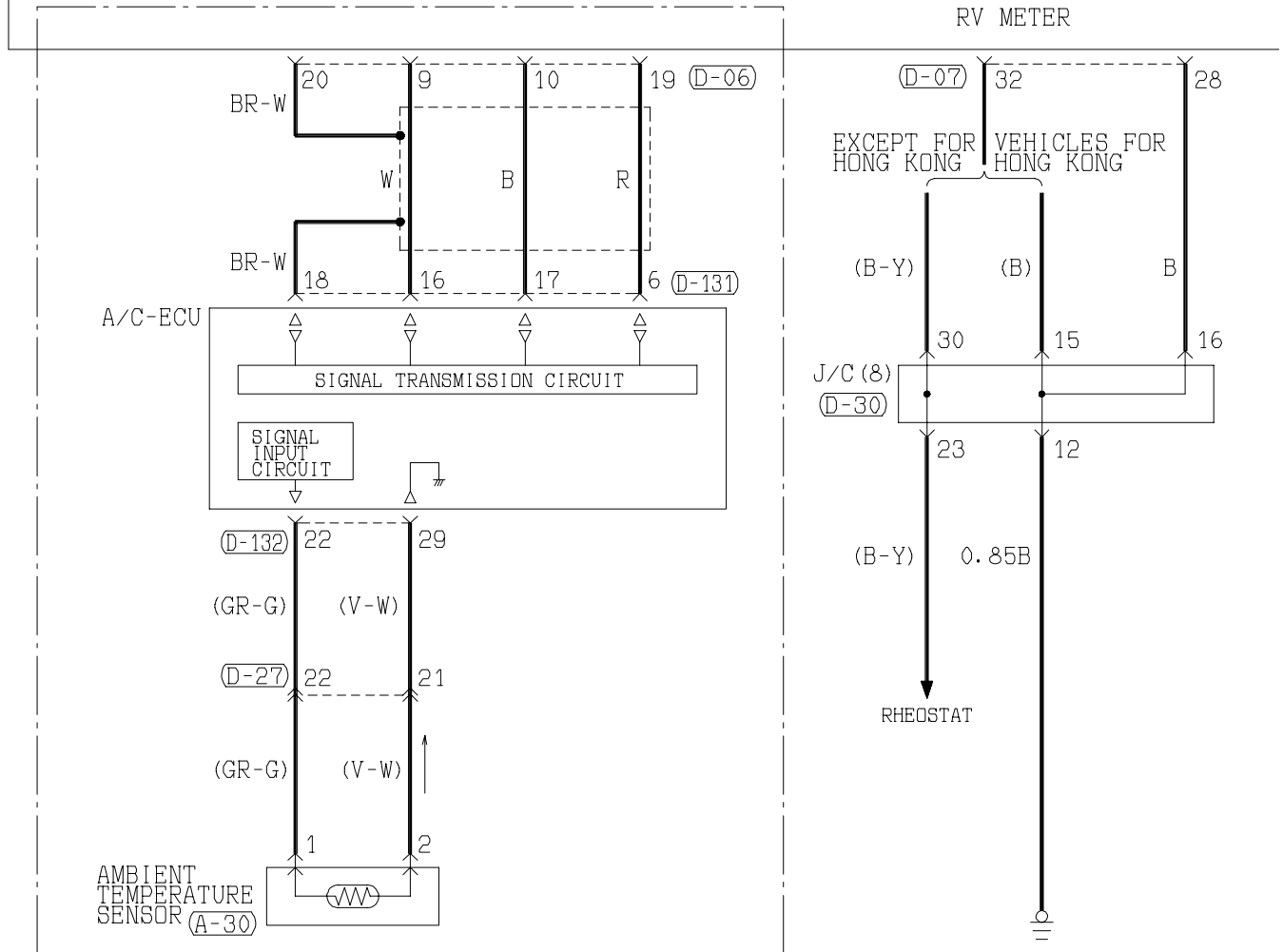
RV METER <R.H. drive vehicles> (CONTINUED)

Main
IndexGroup
TOC

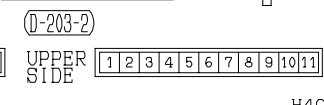
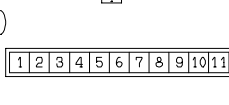
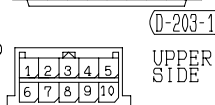
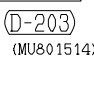
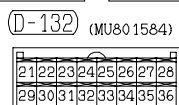
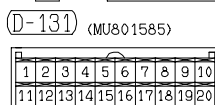
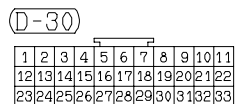
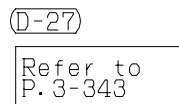
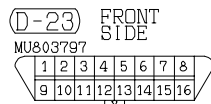
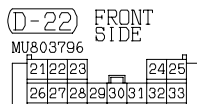
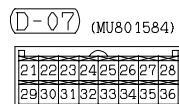
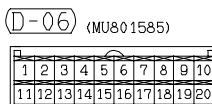
<WITH HEATER OR MANUAL A/C>

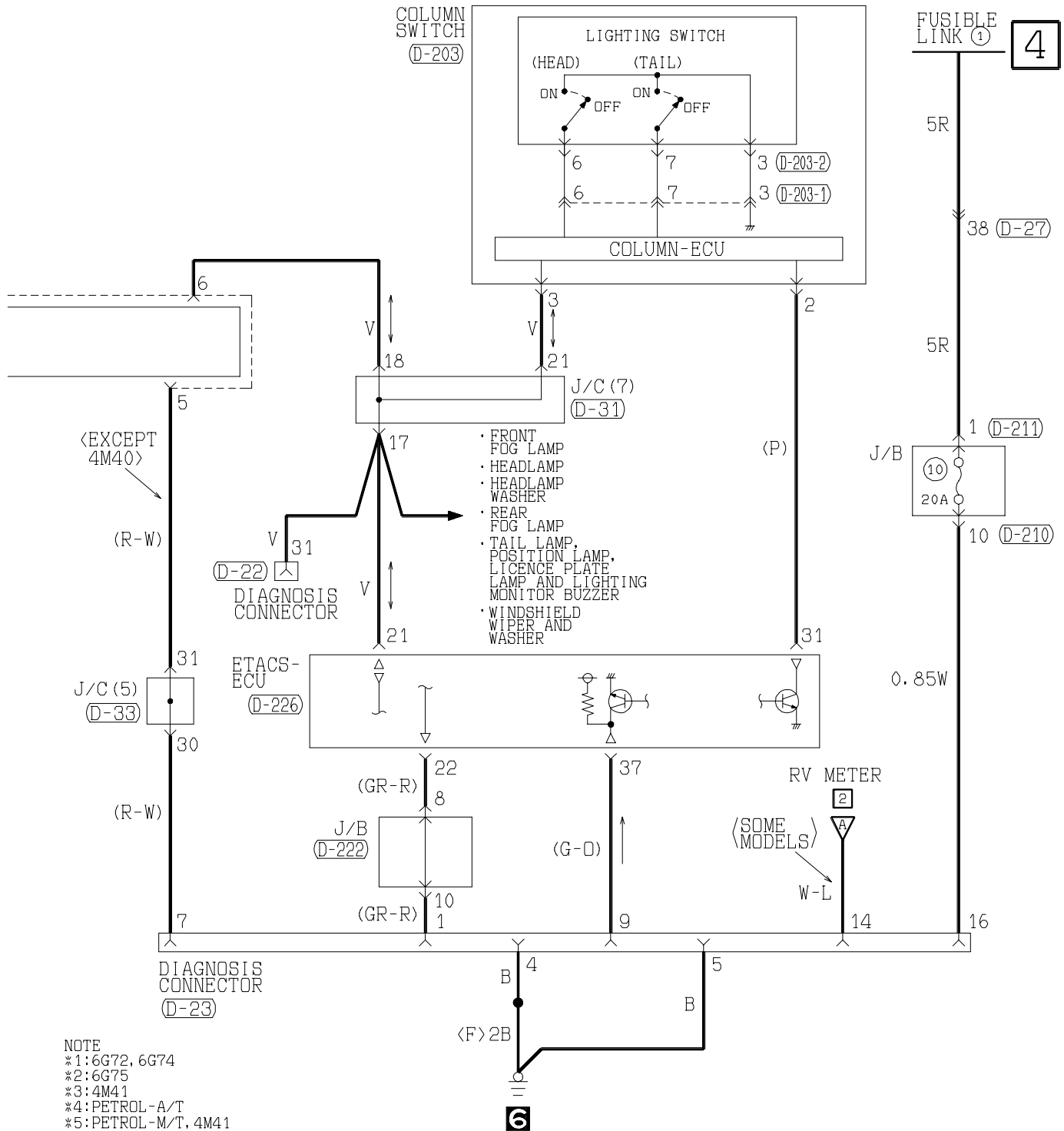


RV METER



<WITH AUTOMATIC A/C>

4



(D-31)

1	2	3	4	5	6	7	8	9	10	11
12	13	14	15	16	17	18	19	20	21	22
23	24	25	26	27	28	29	30	31	32	33

(D-33)

1	2	3	4	5	6	7	8	9	10	11
12	13	14	15	16	17	18	19	20	21	22
23	24	25	26	27	28	29	30	31	32	33

(D-45)

61	62	JAE	63	64
65	66	67	68	69
70	71	72	73	
74	75	76	77	78
79	80	81	82	
83	84	85	86	87
88	89			

(D-112)

51	52	53	54	55	56
57	58	59	60	61	62

(D-121) (MU803782)

71	72	73	74	JAE	75	76	77
78	79	80	81	82	83	84	85
86	87	88	89				
90	91	92	93	94	95	96	97
98							

(D-210) (MU801860)

1	2	3	4	5
6	7	8	9	10
11	12	13		

(D-211)

1

(D-222)

1	2	3	4	5
6	7	8	9	10

(D-226) (MU801585)

21	22	23	24	25	26	27	28	29	30
31	32	33	34	35	36	37	38	39	40

(E-13)

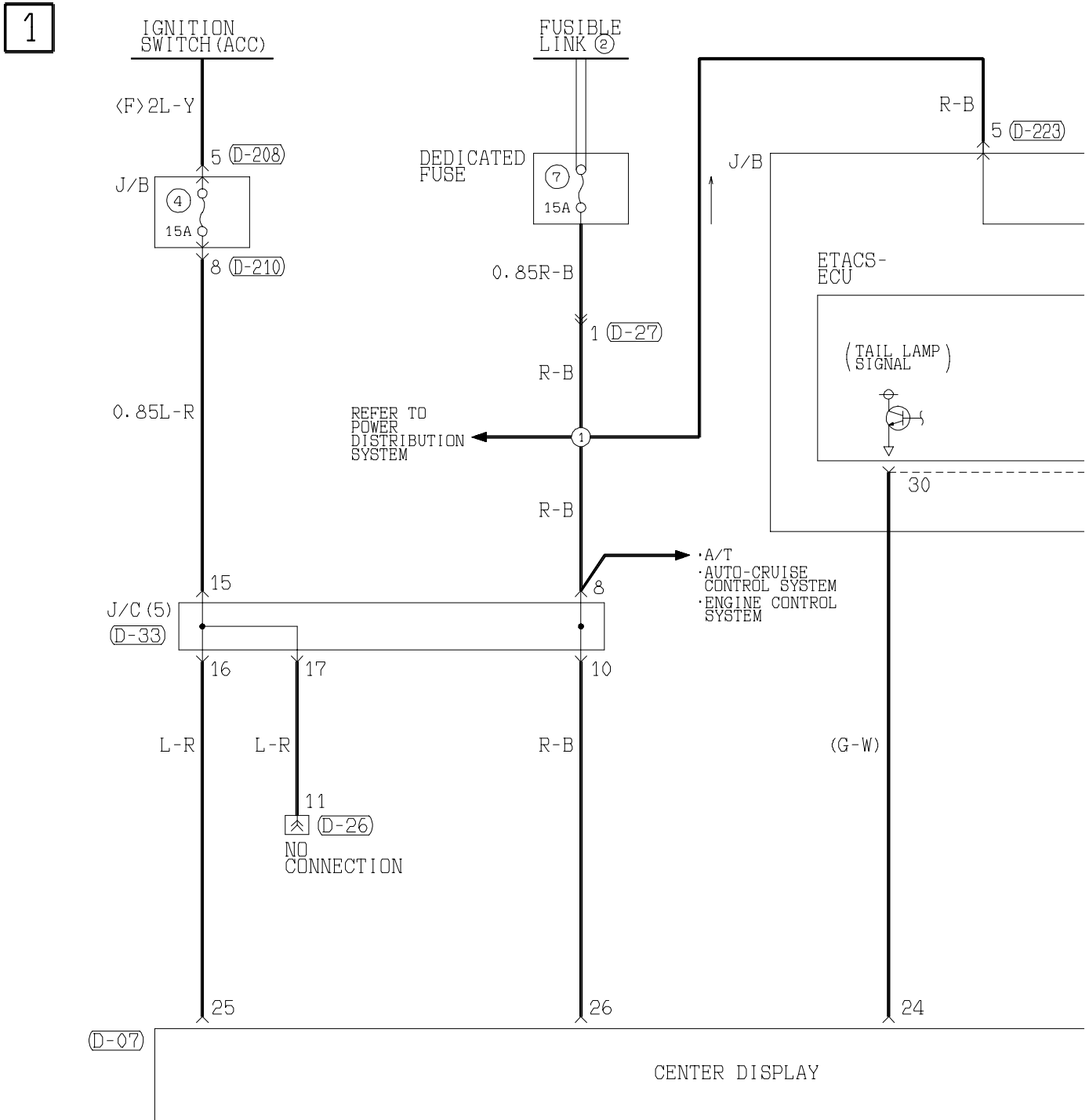
Refer to
P.3-343

(E-106) (MU801824)

1	2	3	4	5	6	7	8	9	10	11	12	13
14	15	16	17	18	19	20	21	22	23	24	25	26

CENTER DISPLAY

Vehicles for South Africa

Main
IndexGroup
TOC

D-07 (MU801584)

21	22	23	24	25	26	27	28
29	30	31	32	33	34	35	36

D-26

1	2	3	4	5	6	7	8	9
10	11	12	13	14	15	16	17	18
19	20	21	22	23	24	25	26	27
28	29	30	31	32	33	34	35	36
37	38	39	40	41	42	43		

D-27

1	2	3	4	5	6	7	8	9	10	11	12	13
14	15	16	17	18	19	20	21	22	23	24	25	26
27	28	29	30	31	32	33	34	35	36	37	38	39

D-31

1	2	3	4	5	6	7	8	9	10	11
12	13	14	15	16	17	18	19	20	21	22
23	24	25	26	27	28	29	30	31	32	33

D-32

1	2	3	4	5	6	7	8	9	10	11
12	13	14	15	16	17	18	19	20	21	22
23	24	25	26	27	28	29	30	31	32	33

D-224

1	2	3	4	5	6	7	8	9	10	11	12	13	14	15	16	17	18	19	20
---	---	---	---	---	---	---	---	---	----	----	----	----	----	----	----	----	----	----	----

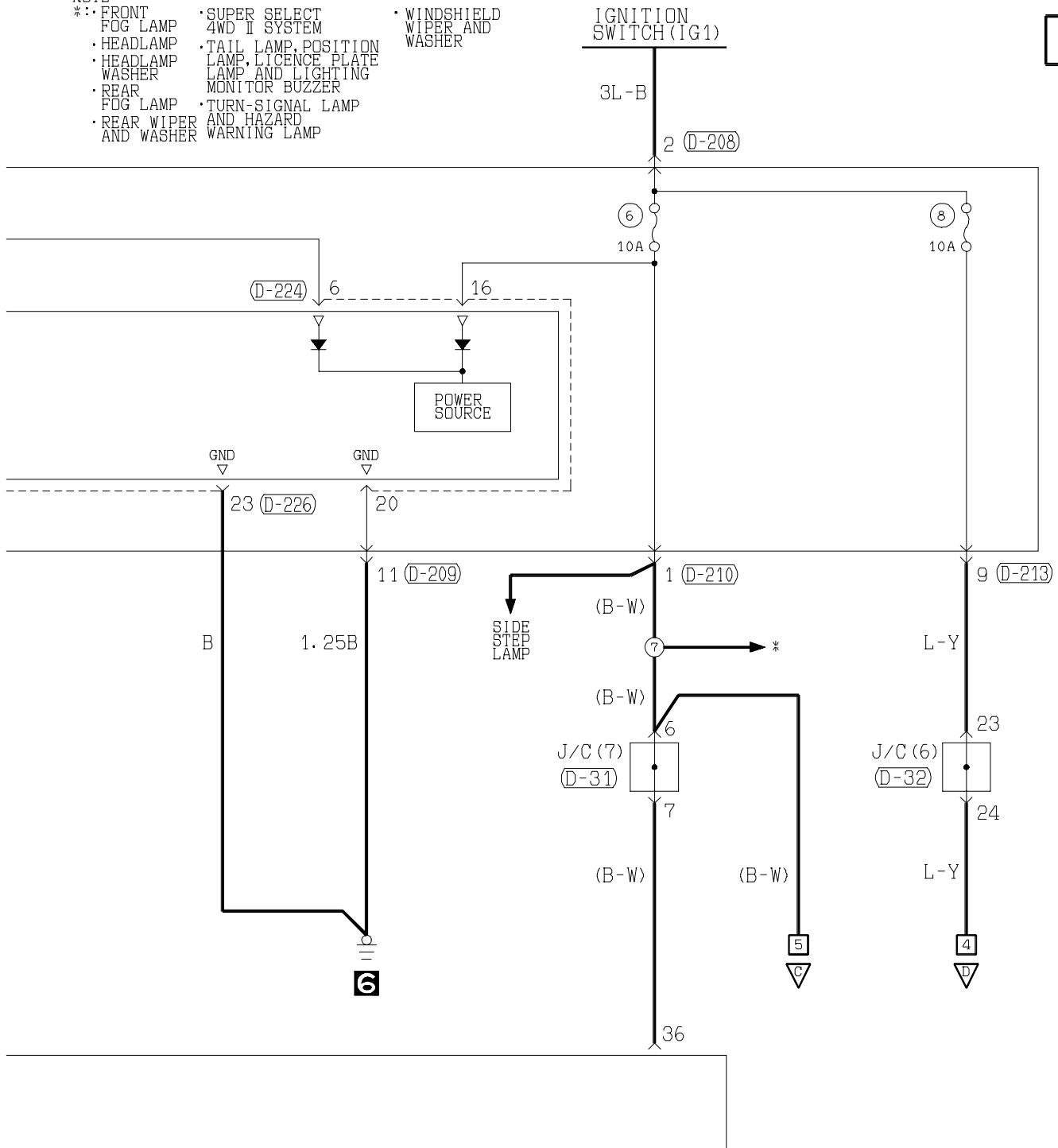
D-226 (MU801585)

21	22	23	24	25	26	27	28	29	30
31	32	33	34	35	36	37	38	39	40

2

NOTE

- *: FRONT FOG LAMP
- HEADLAMP WASHER
- REAR FOG LAMP
- REAR WIPER AND WASHER
- SUPER SELECT 4WD II SYSTEM
- TAIL LAMP, POSITION LAMP, LICENCE PLATE LAMP AND LIGHTING MONITOR BUZZER
- TURN-SIGNAL LAMP AND HAZARD WARNING LAMP
- WINDSHIELD WIPER AND WASHER



(D-33)

1	2	3	4	5	6	7	8	9	10	11
12	13	14	15	16	17	18	19	20	21	22
23	24	25	26	27	28	29	30	31	32	33

(D-208)

MU801331

1	2
3	4
5	6

(D-209)

MU801855

1	2	3	4	5
6	7	8	9	10
11	12	13	14	15

(D-210)

(MU801860)

1	2	3	4	5
6	7	8	9	10
11	12	13	14	15

(D-213)

MU801847

1	2	3	4
5	6	7	8
9	10	11	12

(D-223)

(MU801866)

1	2
3	4
5	6
7	8

Wire colour code

B : Black LG: Light green
BR: Brown O : Orange

G : Green GR: Gray

L : Blue R : Red

W : White P : Pink

Y : Yellow V : Violet

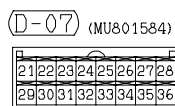
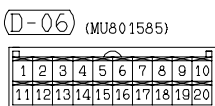
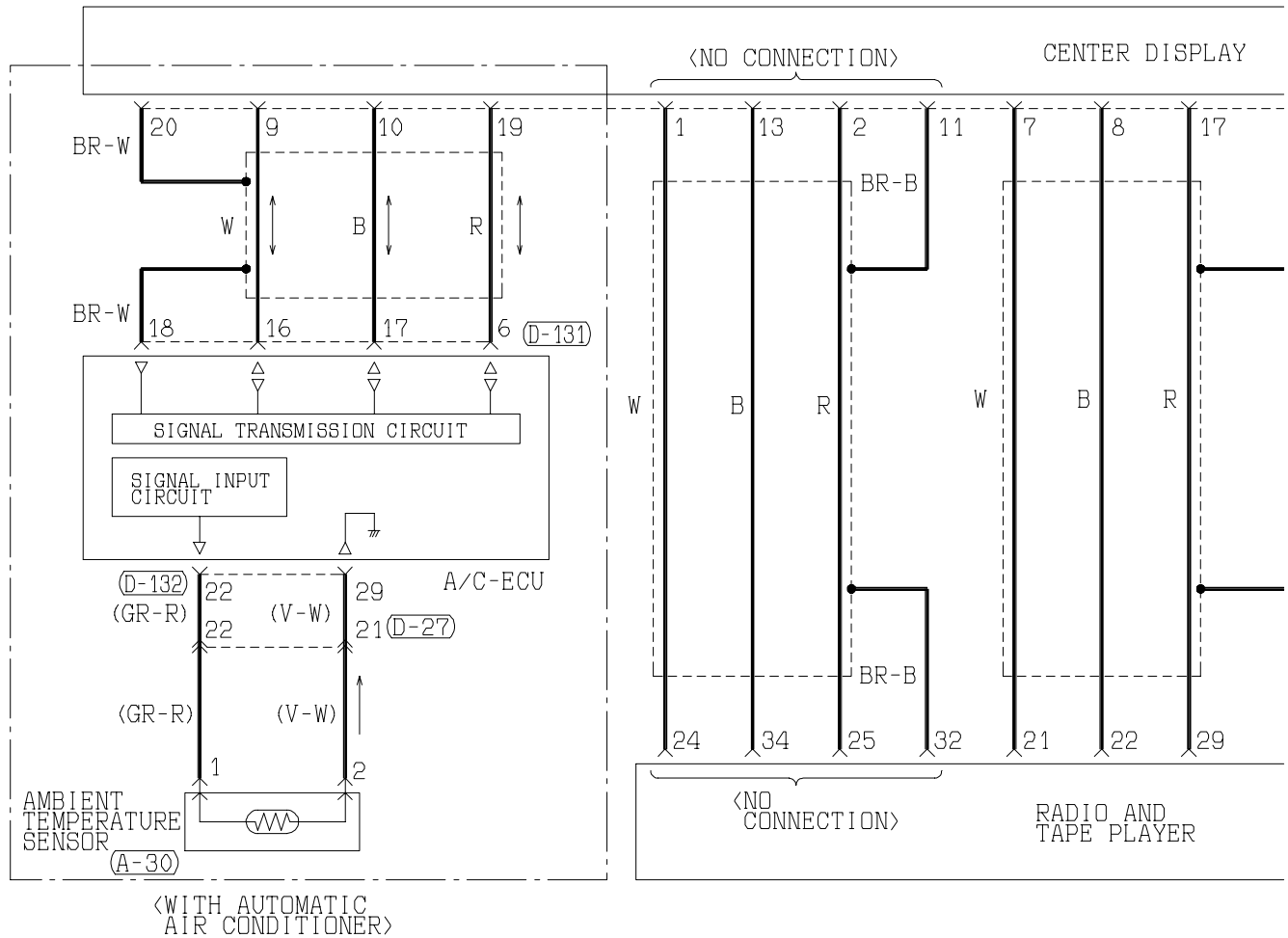
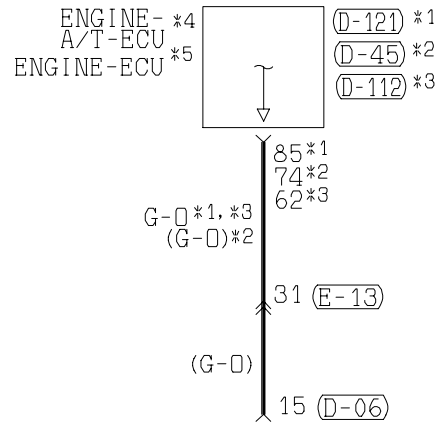
SB: Sky blue

CENTER DISPLAY <Vehicles for South Africa> (CONTINUED)

Main
IndexGroup
TOC

3

NOTE
 *1: 6G74
 *2: 6G75
 *3: 4M41
 *4: PETROL-A/T
 *5: PETROL-M/T, 4M41



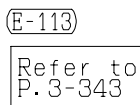
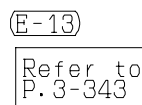
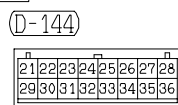
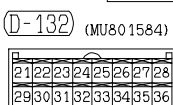
(D-26)

Refer to
P. 3-343

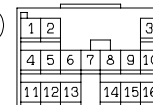
(D-27)

Refer to
P. 3-343

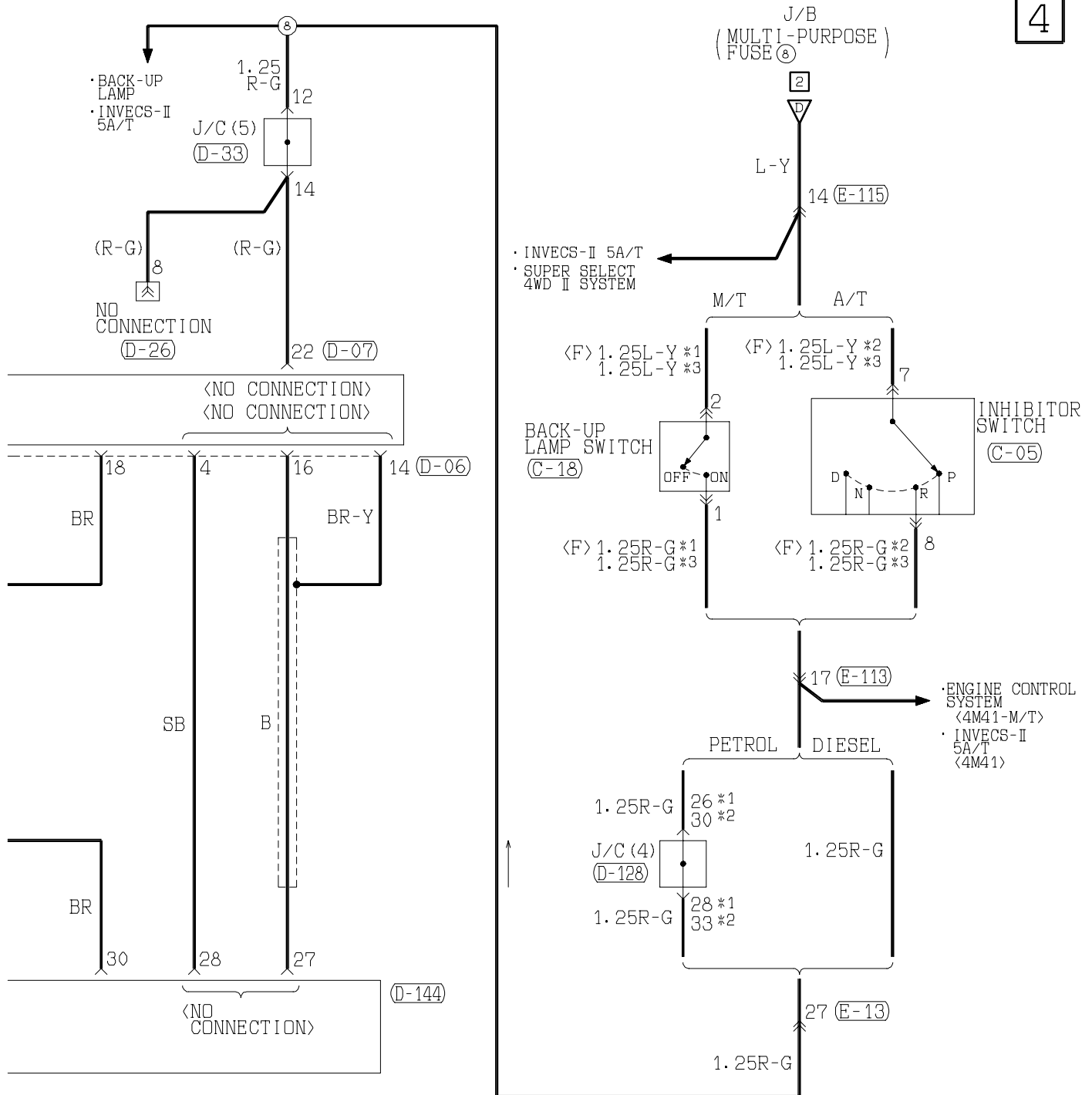
(D-33)



(E-115)



4

(D-45)
(MU803804)

61	62	JAE	63	64
65	66	67	68	69
70	71	72	73	
74	75	76	77	78
79	80	81	82	
83	84	85	86	87
88	89			

(D-112)

51	52	JAE	53	54
55	56			
57	58	59	60	61
62				

(D-121) (MU803782)

71	72	73	74	JAE	75	76	77
78	79	80	81	82	83	84	85
86	87	88	89				
90	91	92	93	94	95	96	97
98							

(D-128)

1	2	3	4	5	6	7	8	9	10	11
12	13	14	15	16	17	18	19	20	21	22
23	24	25	26	27	28	29	30	31	32	33

(D-131) (MU801585)

1	2	3	4	5	6	7	8	9	10
11	12	13	14	15	16	17	18	19	20

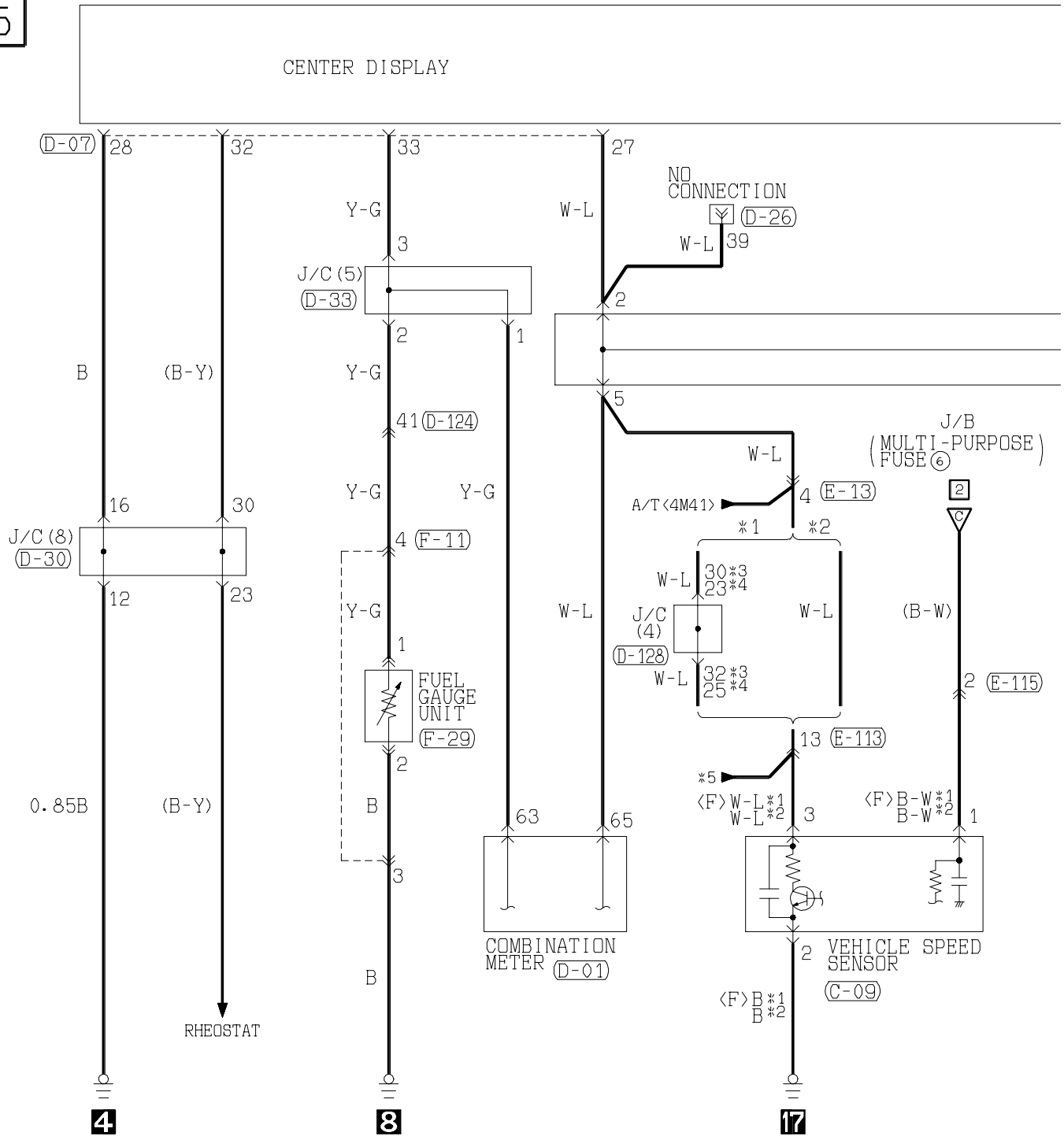
Wire colour code

B : Black LG : Light green G : Green L : Blue W : White Y : Yellow SB : Sky blue
 BR : Brown O : Orange GR : Gray R : Red P : Pink V : Violet

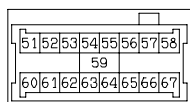
CENTER DISPLAY <Vehicles for South Africa> (CONTINUED)

Main
IndexGroup
TOC

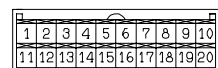
5

(C-09)
(MU802723)

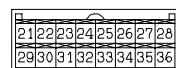
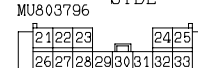
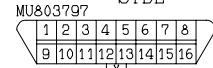
(D-01)




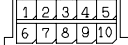
(D-06) (MU801585)




(D-07) (MU801584)

(D-22) FRONT
SIDE(D-23) FRONT
SIDE


(D-26)

Refer to
P. 3-343(D-203)
(MU801514)

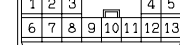
(D-203-1)

UPPER
SIDE

(D-203-2)

UPPER
SIDE

(D-210) (MU801860)



(D-211)




MU801403

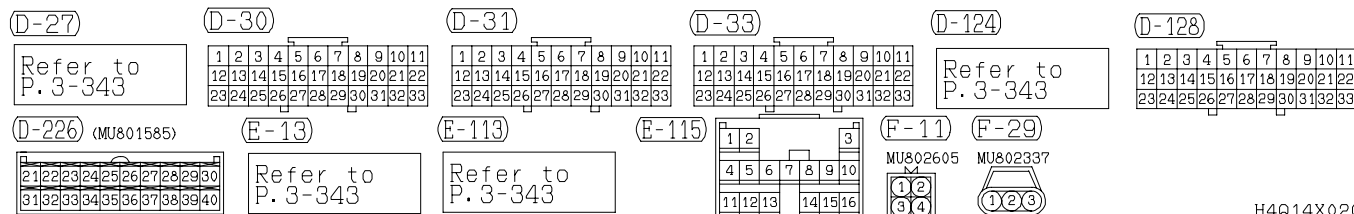
(D-222)



(MU801514)

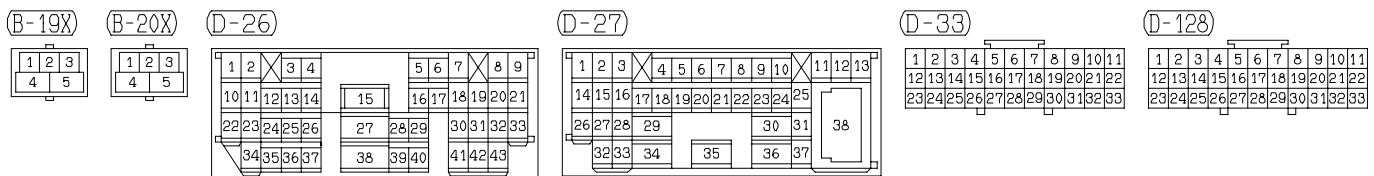


H4Q14X02CA

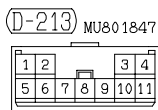
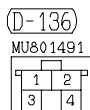
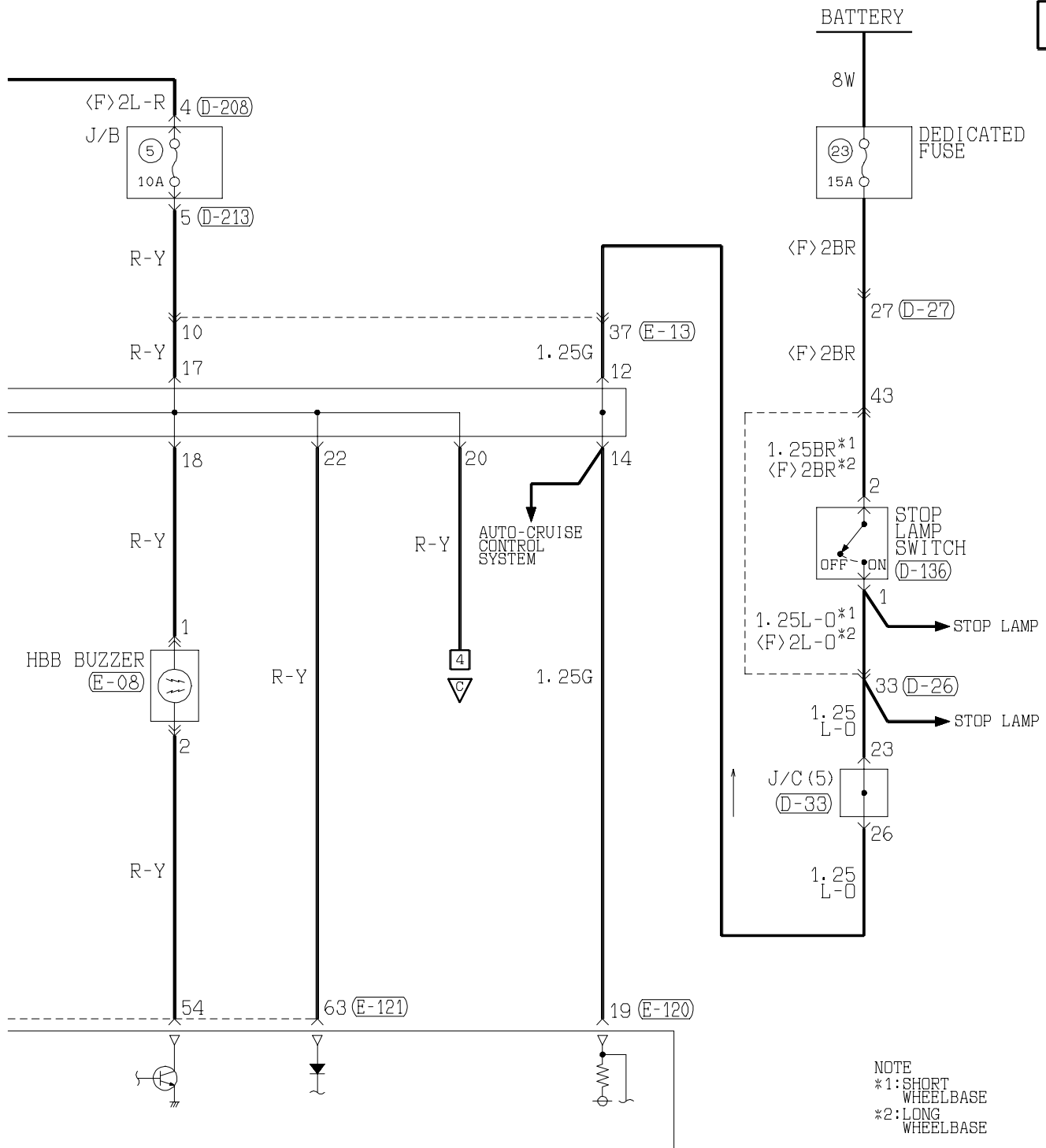


L.H. drive vehicles

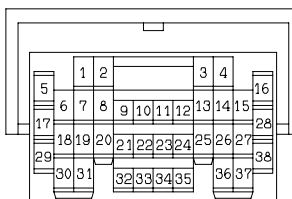
1



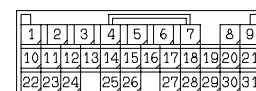
2



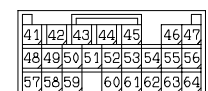
(E-13)



(E-120)



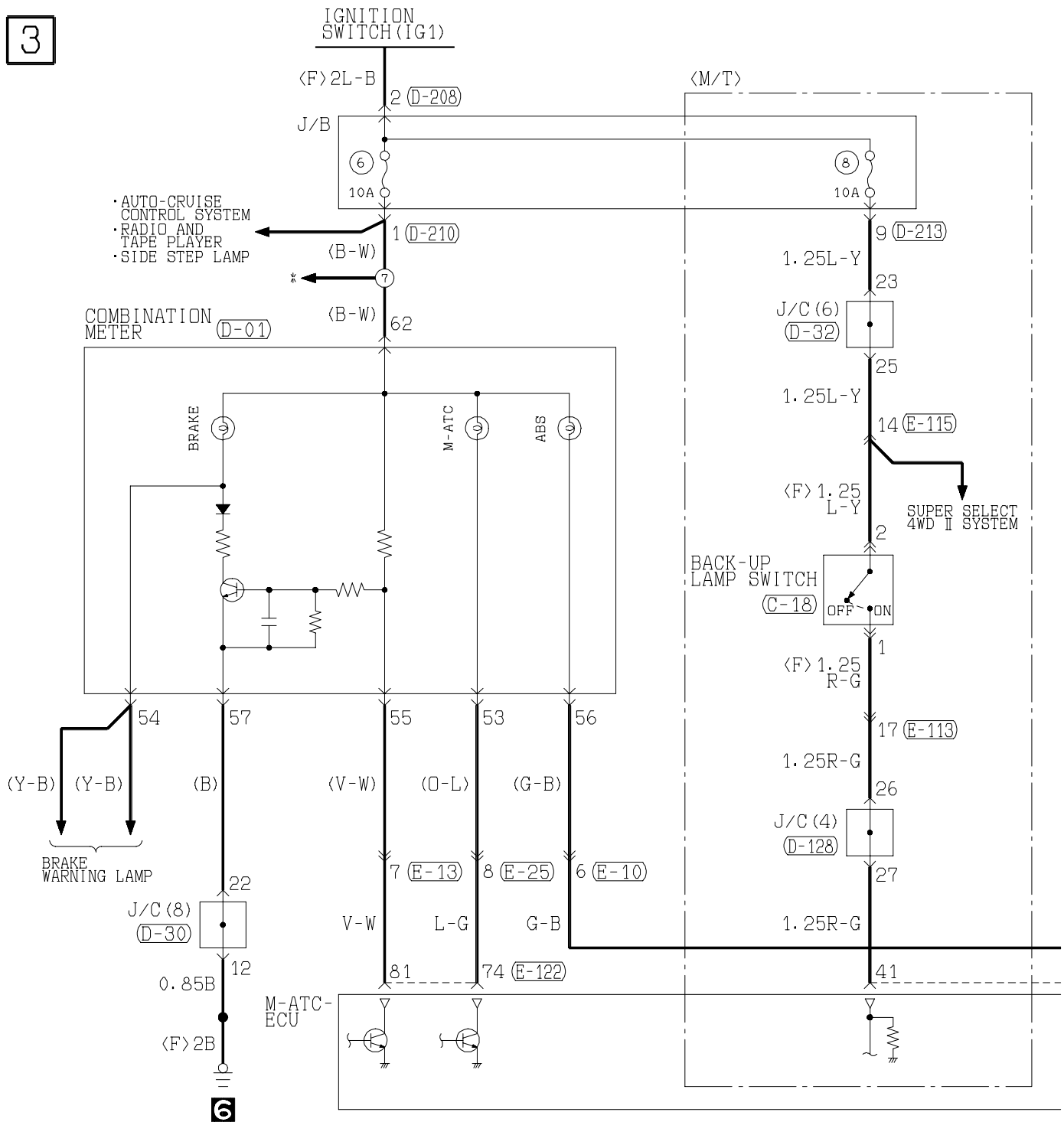
(E-121)



HBB, EBD, ABS AND M-ATC <L.H. drive vehicles> (CONTINUED)

Main
IndexGroup
TOC

3



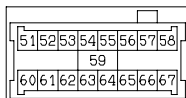
(B-21X)



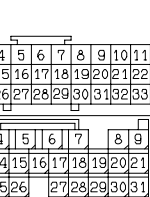
(C-18)

MU802601

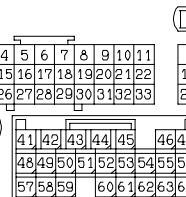
(D-01)



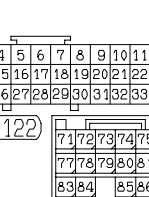
(D-30)



(D-32)



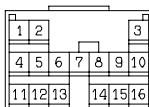
(D-128)



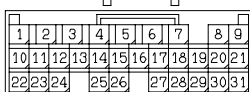
(E-113)

Refer to
P. 3-343

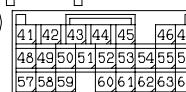
(E-115)



(E-120)



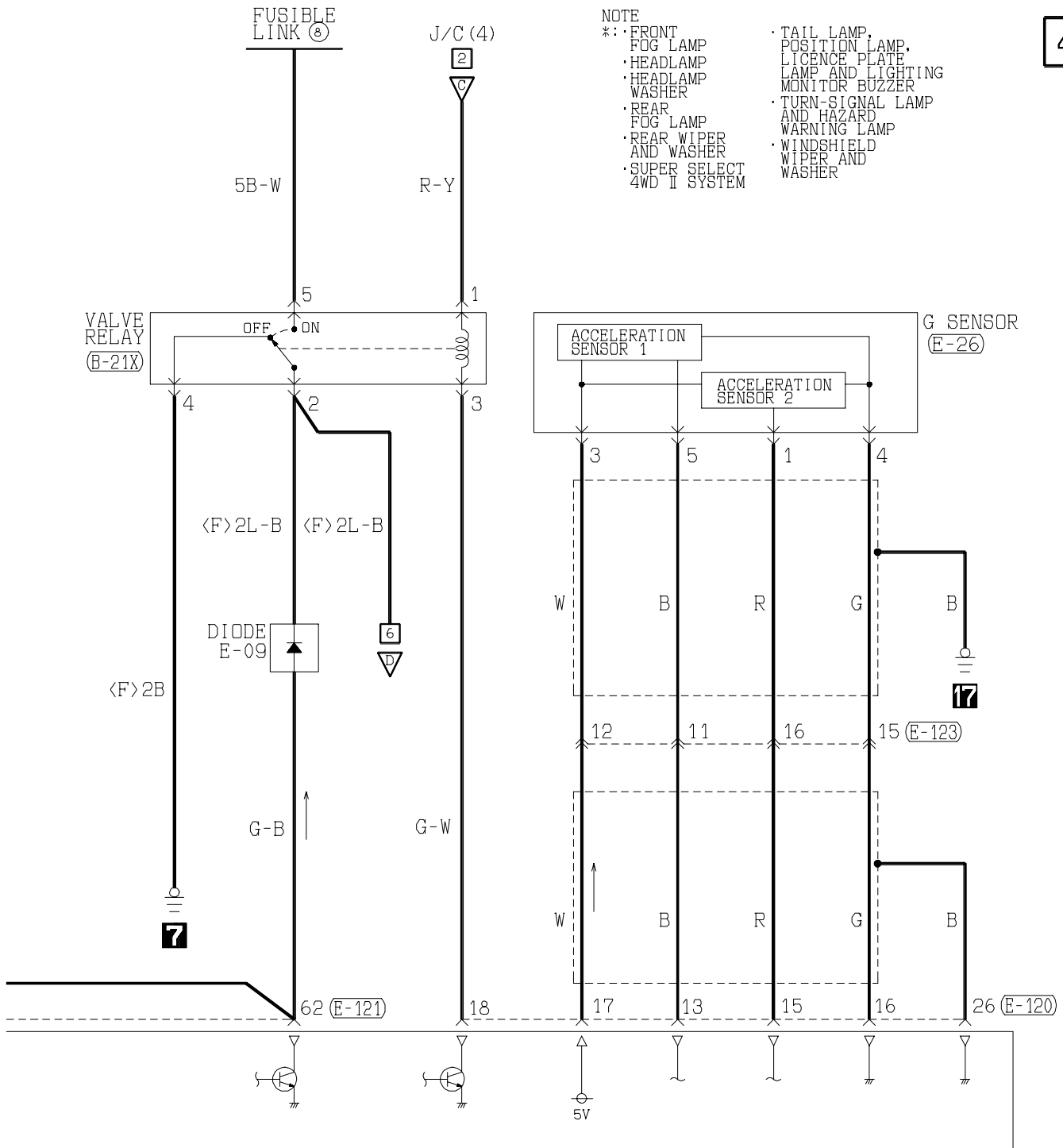
(E-121)



(E-122)



4

(D-208)
MU801331

1	2	3	4	5	6
7	8	9	10	11	12
13	14	15	16	17	18
19	20	21	22	23	24

(D-210) (MU801860)

1	2	3	4	5	6
7	8	9	10	11	12
13	14	15	16	17	18
19	20	21	22	23	24

(D-213) MU801847

1	2	3	4	5	6
7	8	9	10	11	12
13	14	15	16	17	18
19	20	21	22	23	24

(E-10) MU801857

1	2	3	4	5	6
7	8	9	10	11	12
13	14	15	16	17	18
19	20	21	22	23	24

(E-13) Refer to P. 3-343

(E-25)

1	2	3	4	5	6	7	8	9	10	11
12	13	14	15	16	17	18	19	20	21	22

(E-26)

1	2	3	4	5
---	---	---	---	---

(E-123)

1	2	3	4	5	6
7	8	9	10	11	12
13	14	15	16	17	18
19	20	21	22	23	24

Wire colour code

B : Black

BR : Brown

W : White

V : Violet

LG : Light green

O : Orange

SB : Sky blue

G : Green

GR : Gray

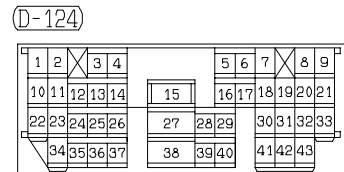
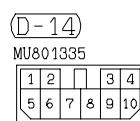
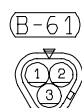
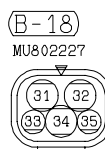
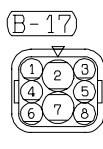
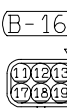
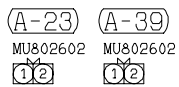
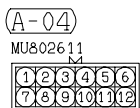
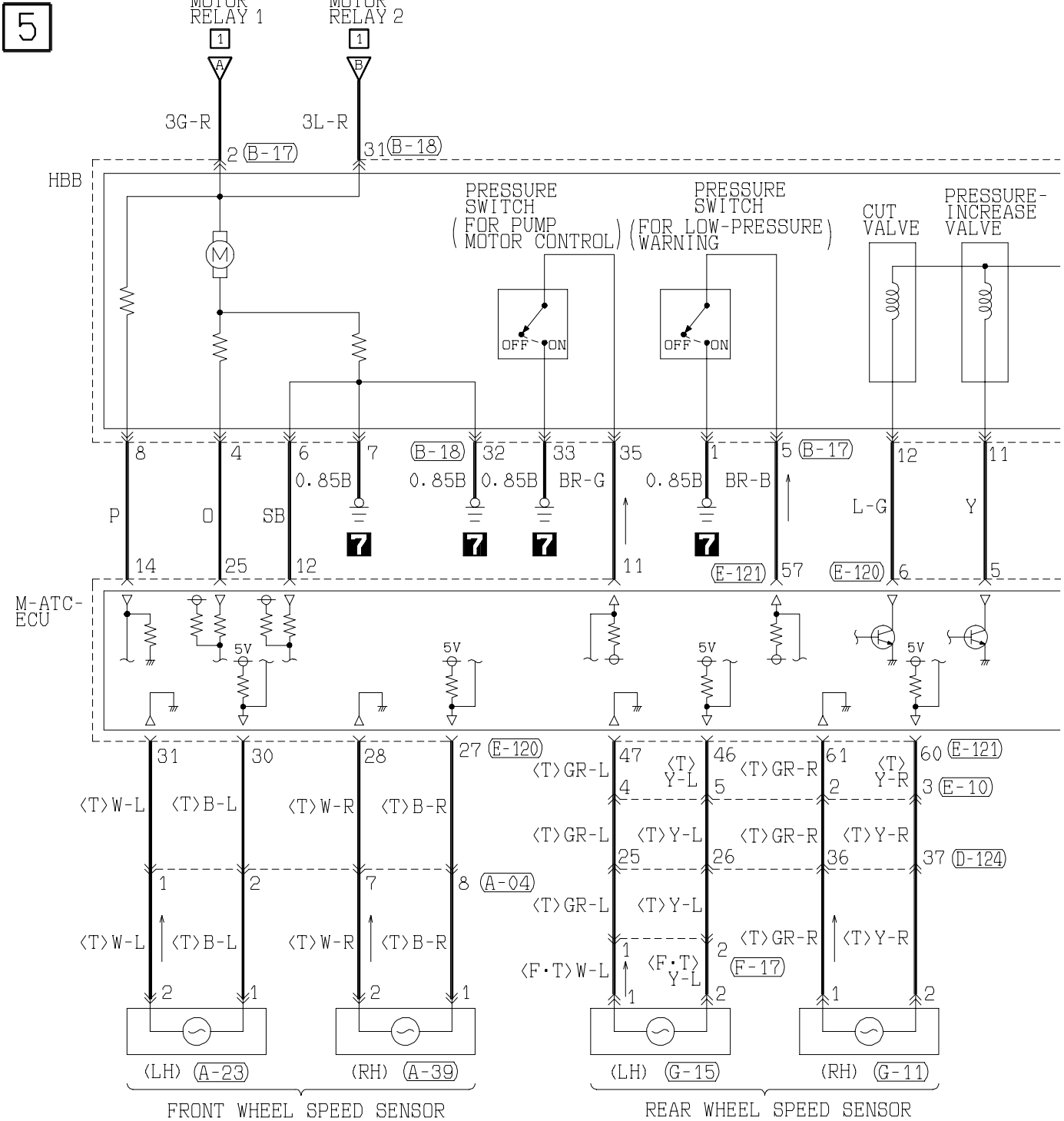
P : Pink

L : Blue

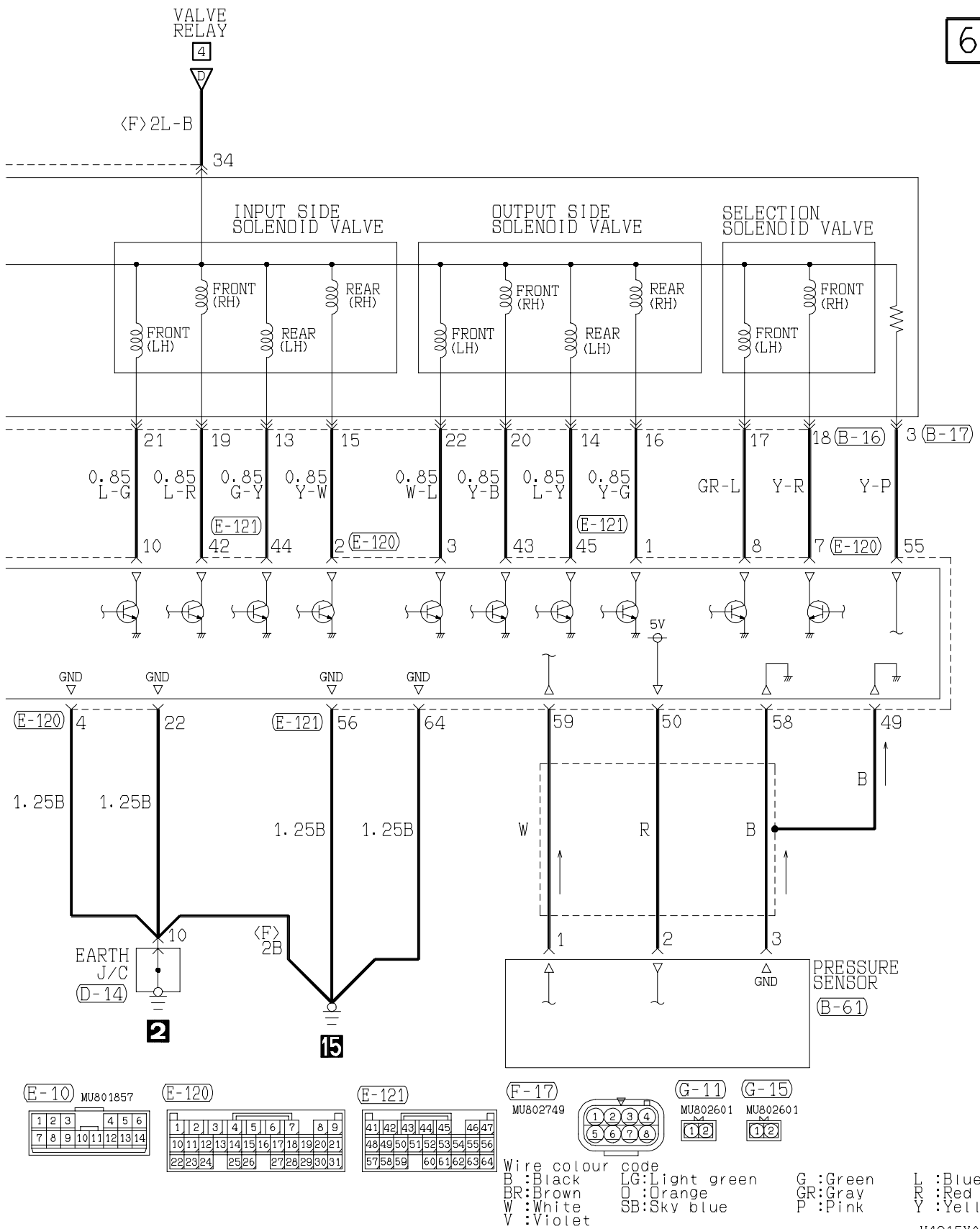
R : Red

Y : Yellow

HBB, EBD, ABS AND M-ATC <L.H. drive vehicles> (CONTINUED)

Main
IndexGroup
TOC

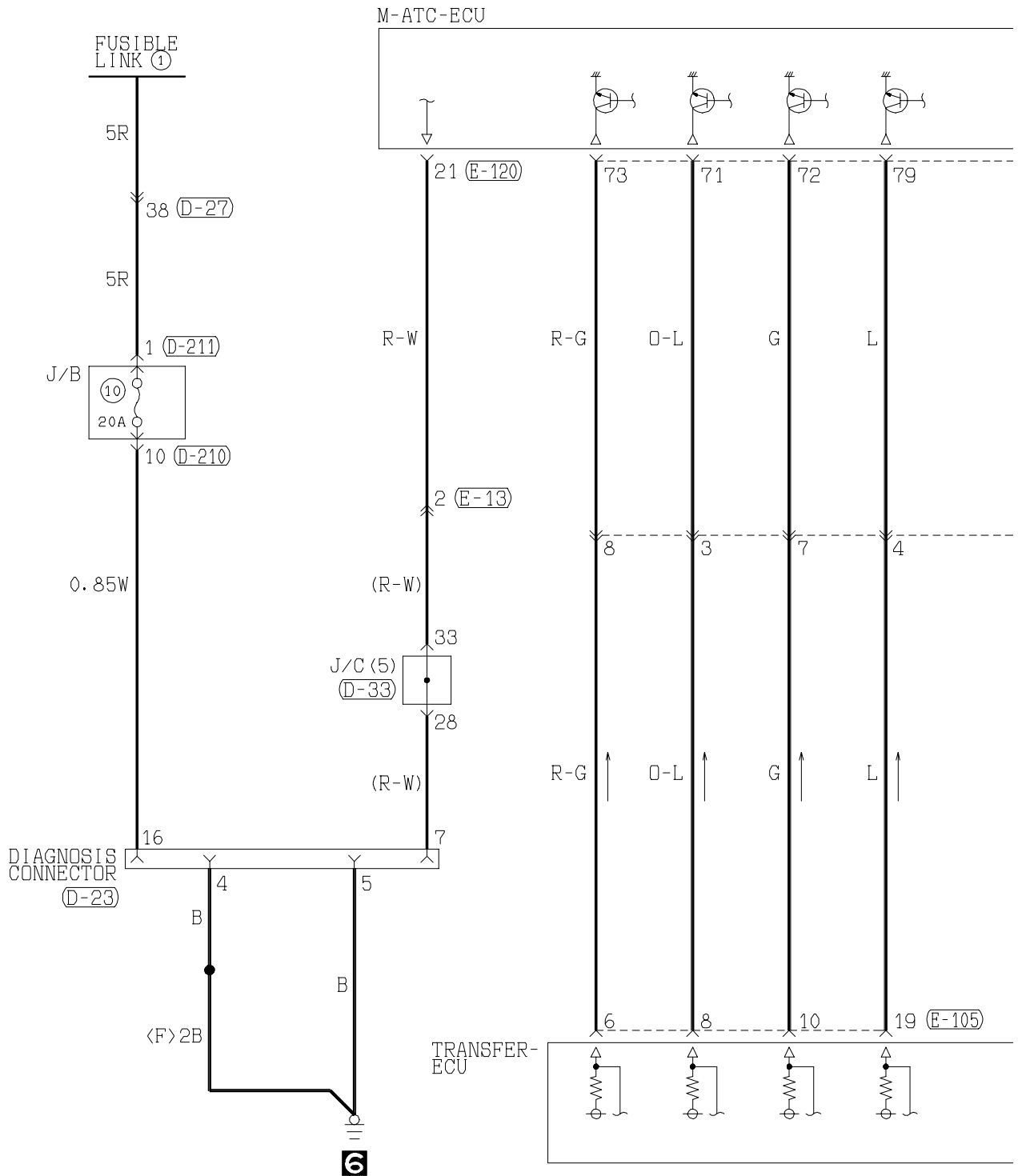
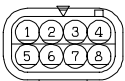
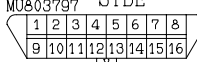
6



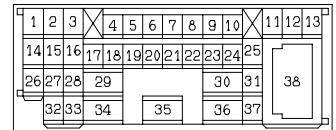
HBB, EBD, ABS AND M-ATC <L.H. drive vehicles> (CONTINUED)

Main
IndexGroup
TOC

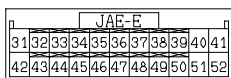
7

(B-40)
MU802749(B-58)
(MU802046)(C-06)
MU802653(C-07)
MU802653(C-14)
MU802653(C-15)
MU802653(C-16)
MU802653(D-23) FRONT
SIDE

(D-27)



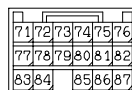
(E-108)



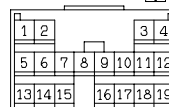
(E-120)



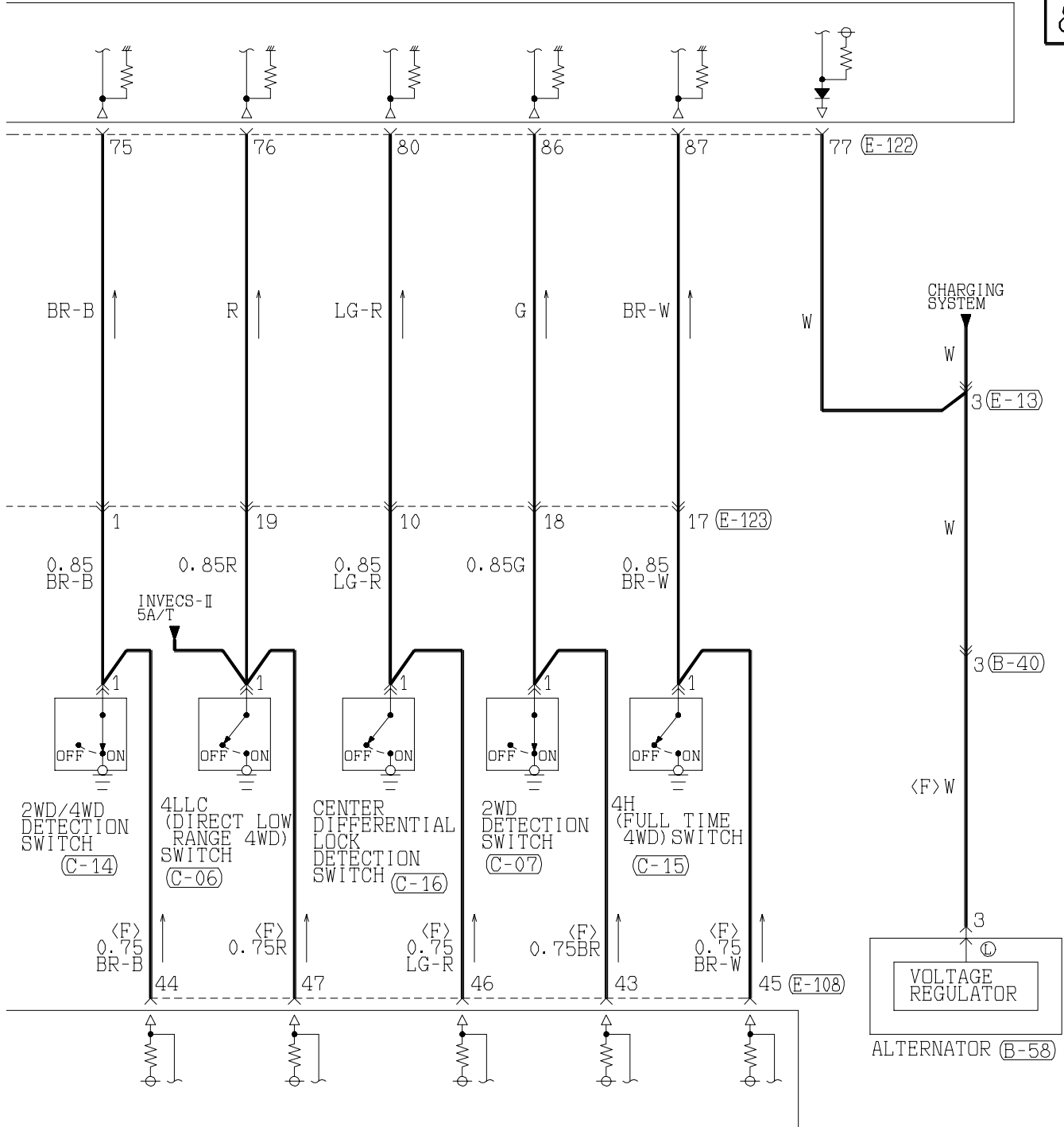
(E-122)



(E-123)



8



(D-33)

1	2	3	4	5	6	7	8	9	10	11
12	13	14	15	16	17	18	19	20	21	22
23	24	25	26	27	28	29	30	31	32	33

(D-210) (MU801860)

1	2	3	4	5
6	7	8	9	10
11	12	13		

(D-211)

1

(E-13)

5	1	2		3	4		16
17	6	7	8	9	10	11	12
13	14	15	16	17	18	19	20
21	22	23	24	25	26	27	28
29	30	31	32	33	34	35	36
37							38

(E-105)

1	2	3	4	5	6	7	8	9	10	11	12	13
14	15	16	17	18	19	20	21	22	23	24	25	26

Wire colour code

B : Black

BR: Brown

W : White

V : Violet

LG: Light green

O : Orange

SB: Sky blue

G : Green

GR: Gray

P : Pink

L : Blue

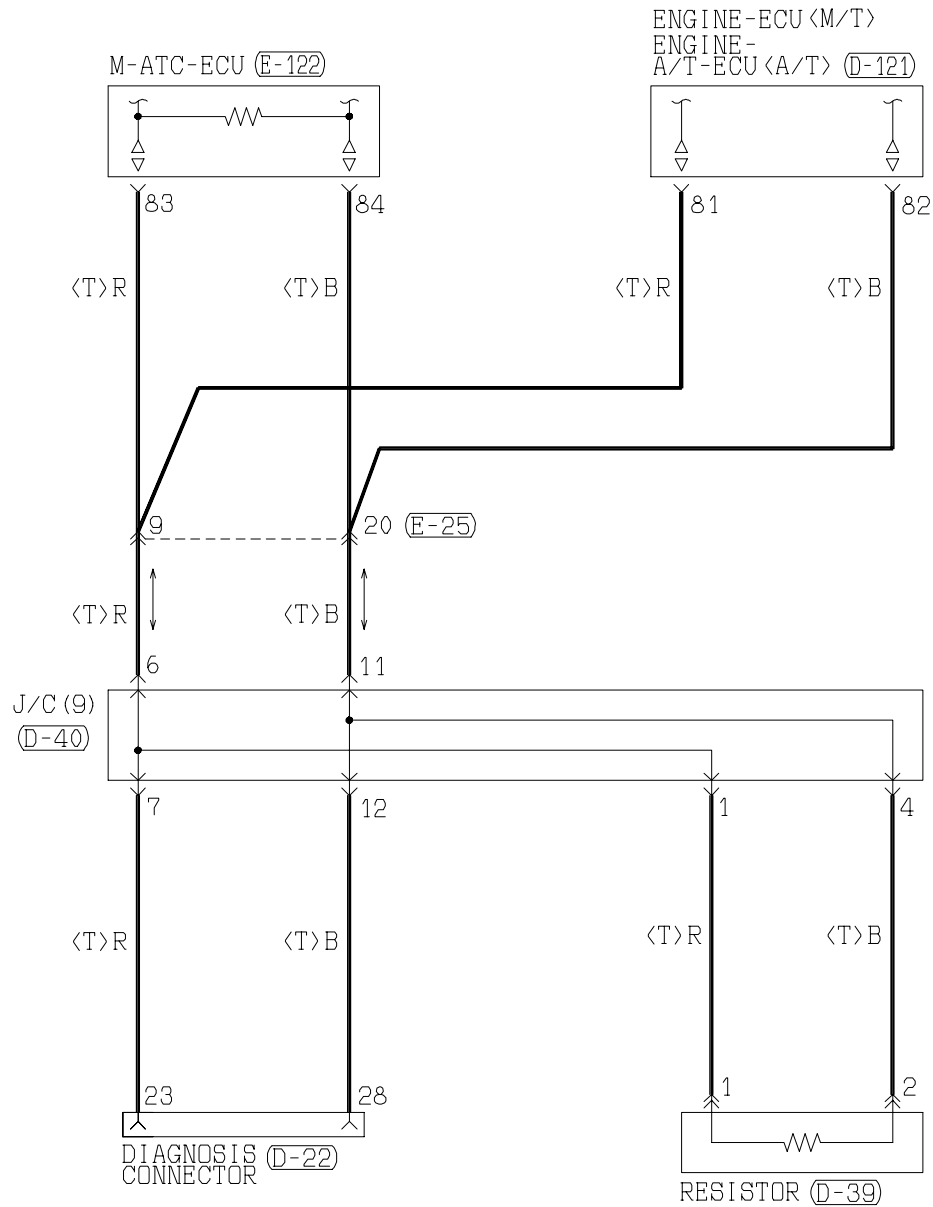
R : Red

Y : Yellow

HBB, EBD, ABS AND M-ATC <L.H. drive vehicles> (CONTINUED)

Main
IndexGroup
TOC

9

(D-22)
FRONT
SIDE
MU803796

21	22	23	24	25
26	27	28	29	30
31	32	33		

(D-39)

1
2

(D-40) (MU801852)

1	2	3	4	5
6	7	8	9	10
11	12			

(D-121) (MU803782)

71	72	73	74	JAE	75	76	77
78	79	80	81	82	83	84	85
86	87	88	89	90	91	92	93
94	95	96	97	98			

(E-25)

1	2	3	4	5	6	7	8
9	10	11	12	13	14	15	16
17	18	19	20	21	22		

(E-122)

71	72	73	74	75	76
77	78	79	80	81	82
83	84	85	86	87	

Wire colour code

B :Black LG:Light green

G :Green GR:Gray

L :Blue R :Red

W :White P :Pink

Y :Yellow V :Violet

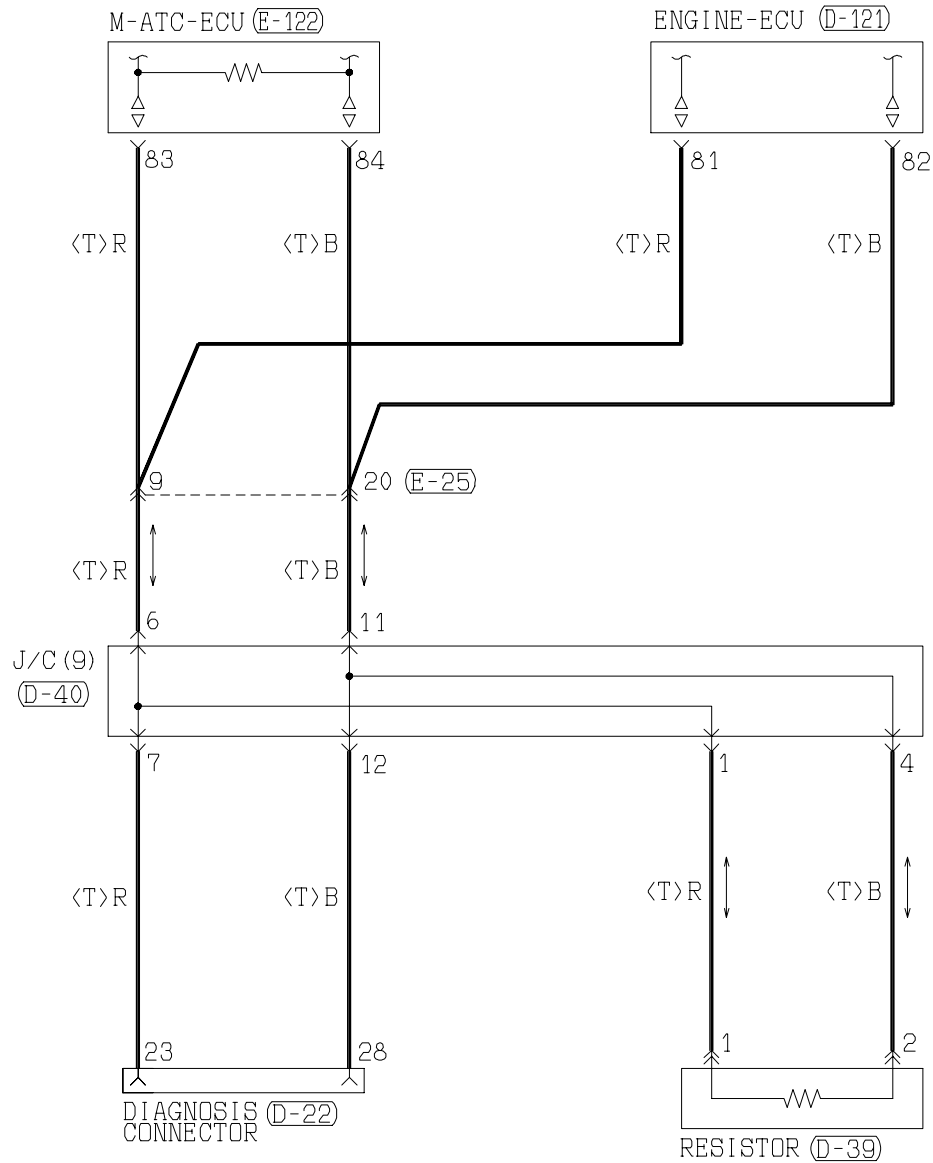
SB:Sky blue

HBB, EBD, ABS AND M-ATC

R.H. drive vehicles

Main
IndexGroup
TOC

1



(D-22) FRONT
SIDE
MU803796

21	22	23	24	25
26	27	28	29	30
31	32	33		

1
2

1	2	3	4	5
6	7	8	9	10
11	12			

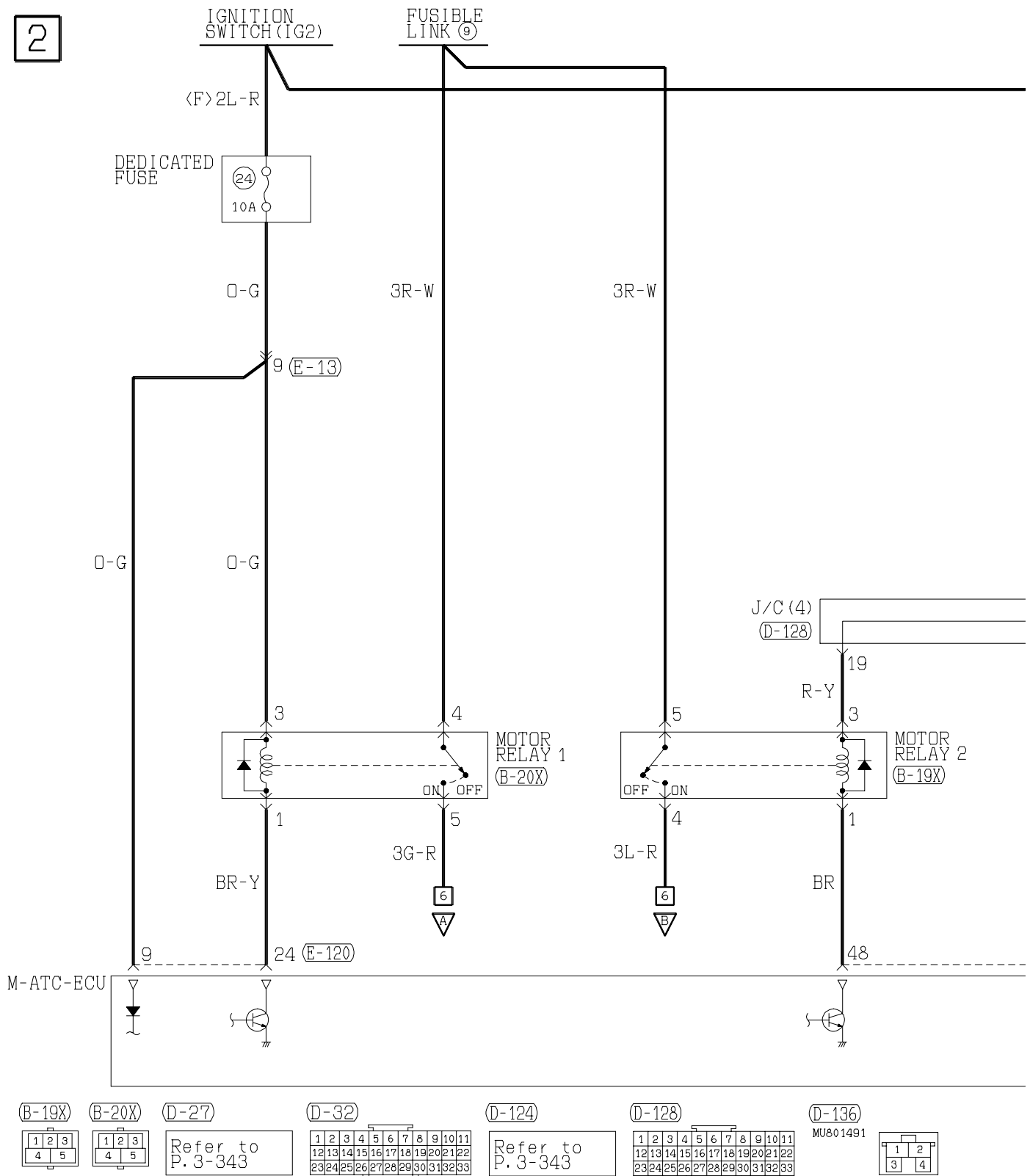
71	72	73	74	JAE	75	76	77
78	79	80	81	82	83	84	85
86	87	88	89	90	91	92	93
94	95	96	97	98			

1	2	3	4	5	6	7	8	9	10	11
12	13	14	15	16	17	18	19	20	21	22

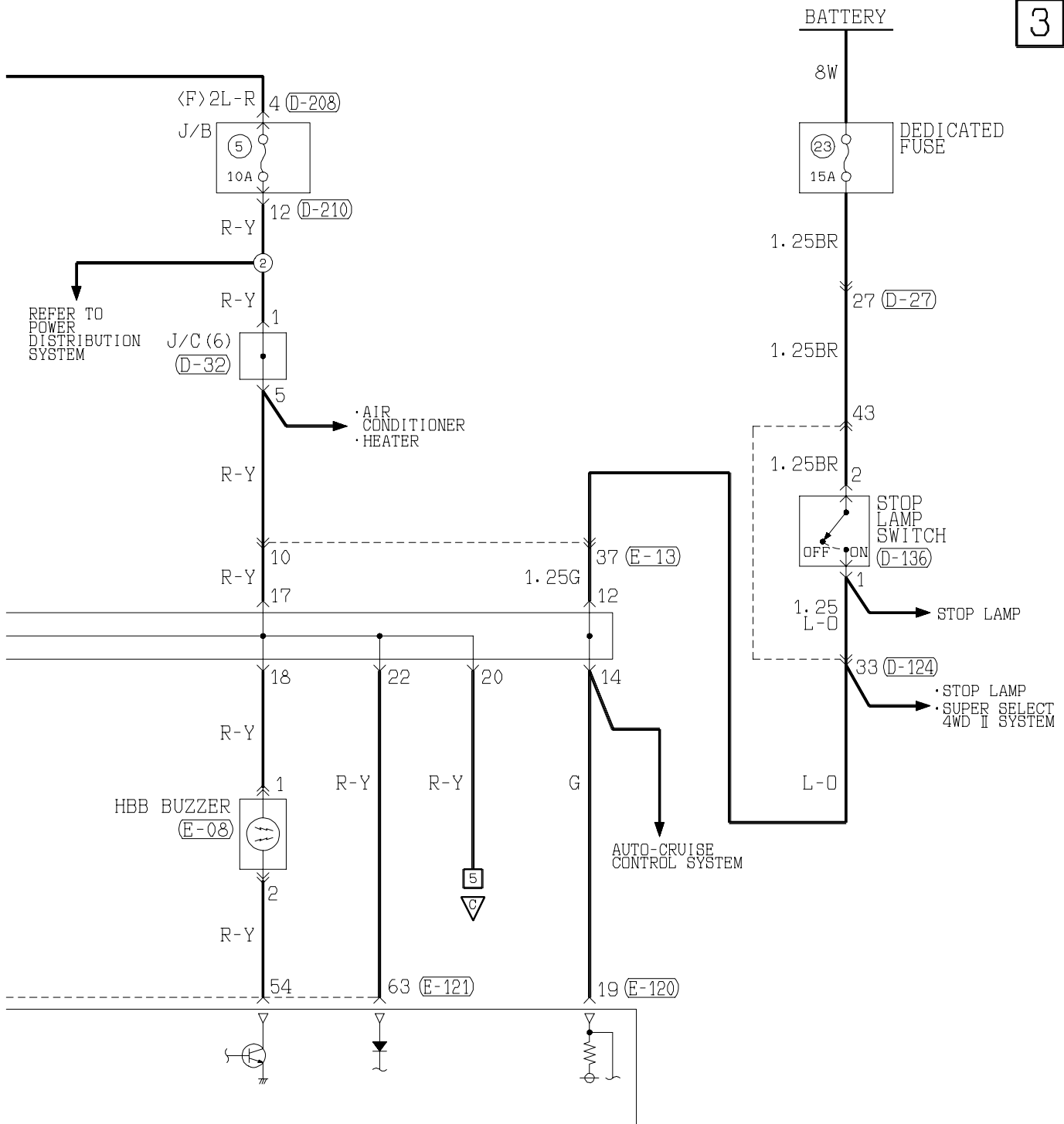
71	72	73	74	75	76
77	78	79	80	81	82
83	84	85	86	87	

Wire colour code
 B :Black LG:Light green G :Green L :Blue W :White Y :Yellow SB:Sky blue
 BR:Brown O :Orange GR:Gray R :Red P :Pink V :Violet

HBB, EBD, ABS AND M-ATC <R.H. drive vehicles> (CONTINUED)

Main
IndexGroup
TOC

3

(D-208)
MU801331

1	2	3	4	5	6
---	---	---	---	---	---

(D-210) (MU801860)

1	2	3	4	5	6	7	8	9	10	11	12	13
---	---	---	---	---	---	---	---	---	----	----	----	----

(E-08)

1	2
---	---

(E-13)

Refer to
P.3-343

(E-120)

1	2	3	4	5	6	7		8	9		
10	11	12	13	14	15	16	17	18	19	20	21
22	23	24		25	26		27	28	29	30	31

(E-121)

41	42	43	44	45		46	47	
48	49	50	51	52	53	54	55	56
57	58	59		60	61	62	63	64

Wire colour code

B : Black LG: Light green

G : Green GR: Gray

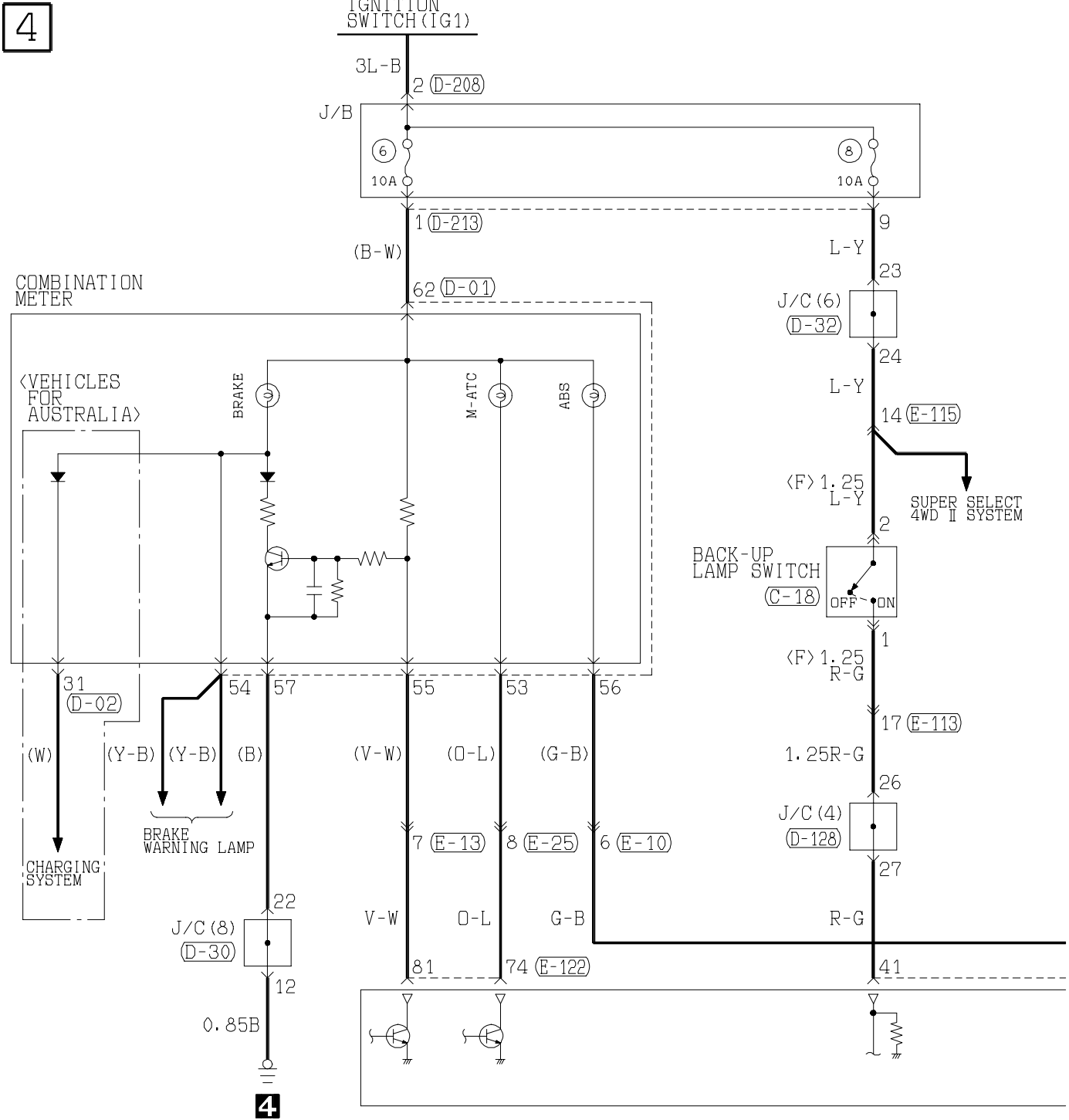
L : Blue R : Red

W : White P : Pink

Y : Yellow V : Violet

SB: Sky blue

HBB, EBD, ABS AND M-ATC <R.H. drive vehicles> (CONTINUED)

Main
IndexGroup
TOC

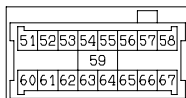
B-21X



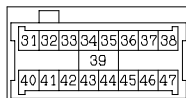
(C-18)

MU802601

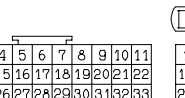
(D-01)



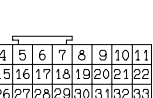
(D-02)



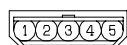
(D-30)



(D-32)



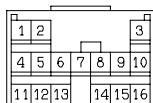
(E-26)



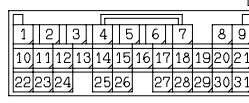
(E-113)

Refer to
P. 3-343

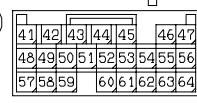
(E-115)



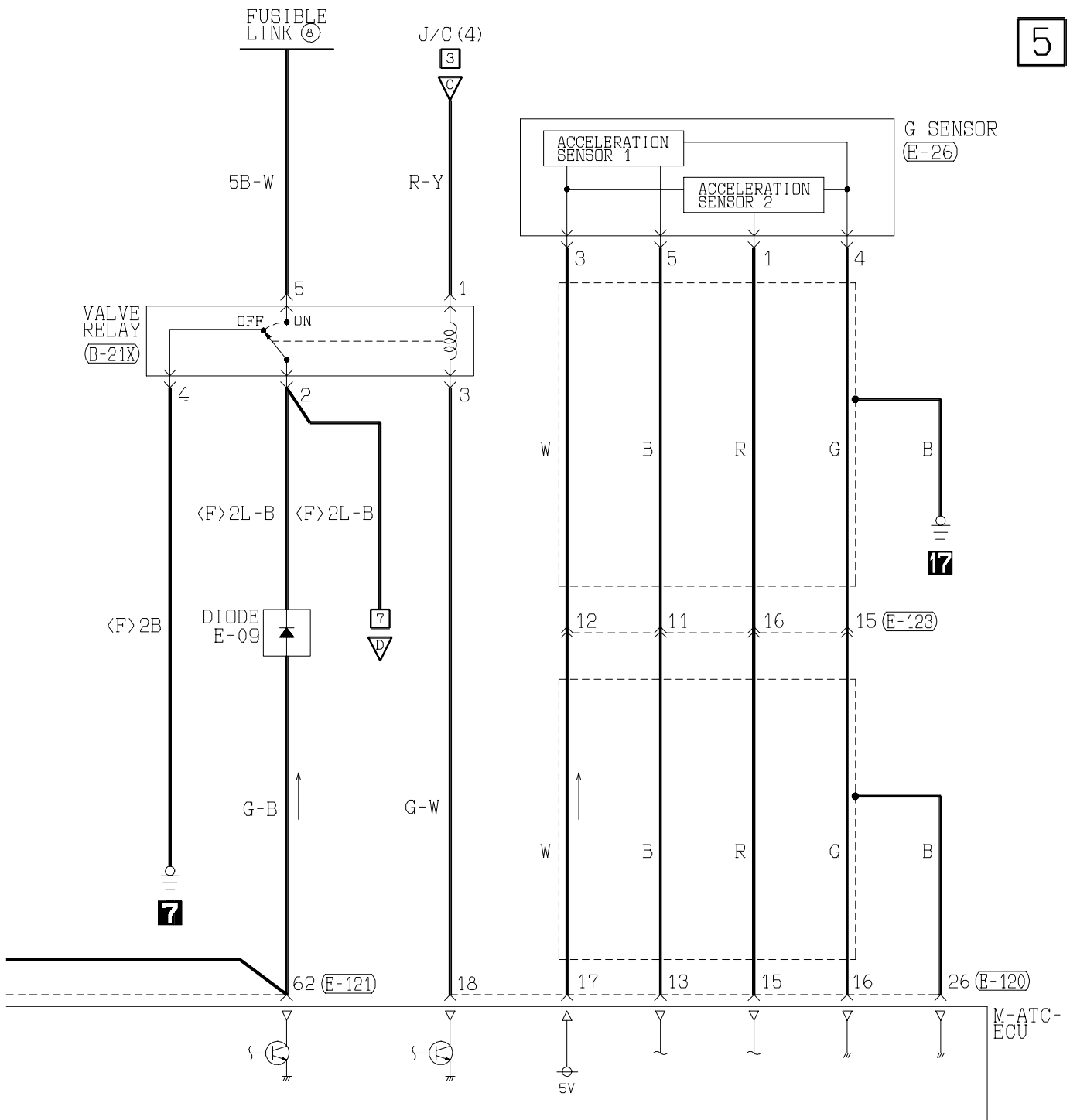
(E-120)



(E-121)



5



(D-128)

1	2	3	4	5	6	7	8	9	10	11
12	13	14	15	16	17	18	19	20	21	22
23	24	25	26	27	28	29	30	31	32	33

(E-122)

71	72	73	74	75	76
77	78	79	80	81	82
83	84	85	86	87	

(D-208)

MU801331

1	2	3	4
5	6	7	8
9	10	11	12

(E-123)

1	2	3	4
5	6	7	8
9	10	11	12
13	14	15	16
17	18	19	

(D-213)

MU801847

1	2	3	4
5	6	7	8
9	10	11	12

(E-10)

MU801857

1	2	3	4	5	6
7	8	9	10	11	12
13	14	15	16	17	18

(E-13)

Refer to
P.3-343

(E-25)

1	2	3	4	5	6	7	8	9	10	11
12	13	14	15	16	17	18	19	20	21	22

Wire colour code
 B : Black
 BR : Brown
 W : White
 V : Violet

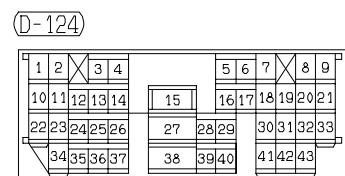
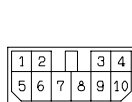
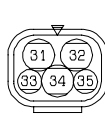
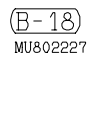
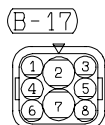
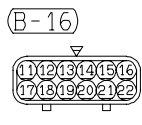
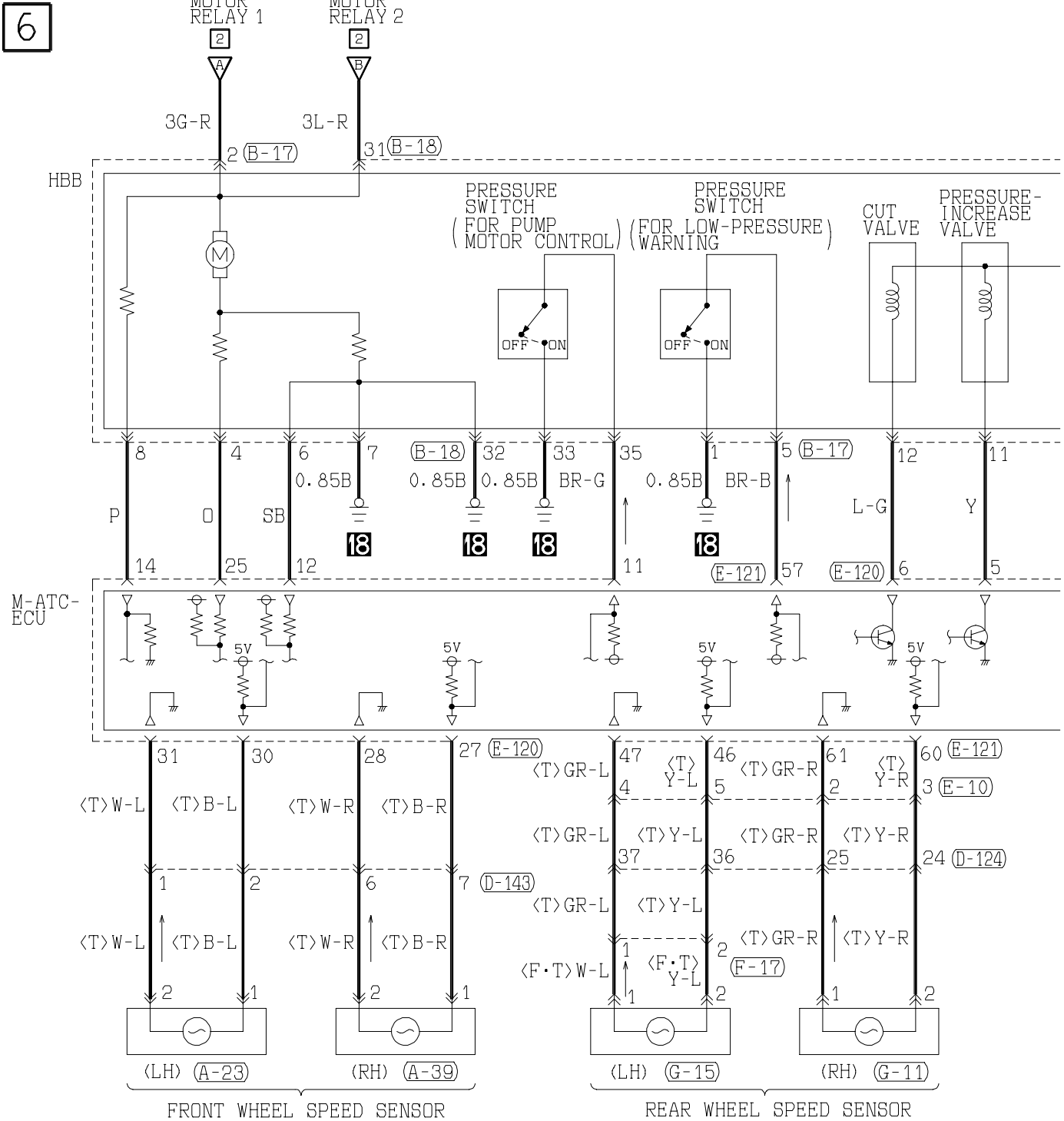
LG : Light green
 O : Orange
 SB : Sky blue

G : Green
 GR : Gray
 P : Pink

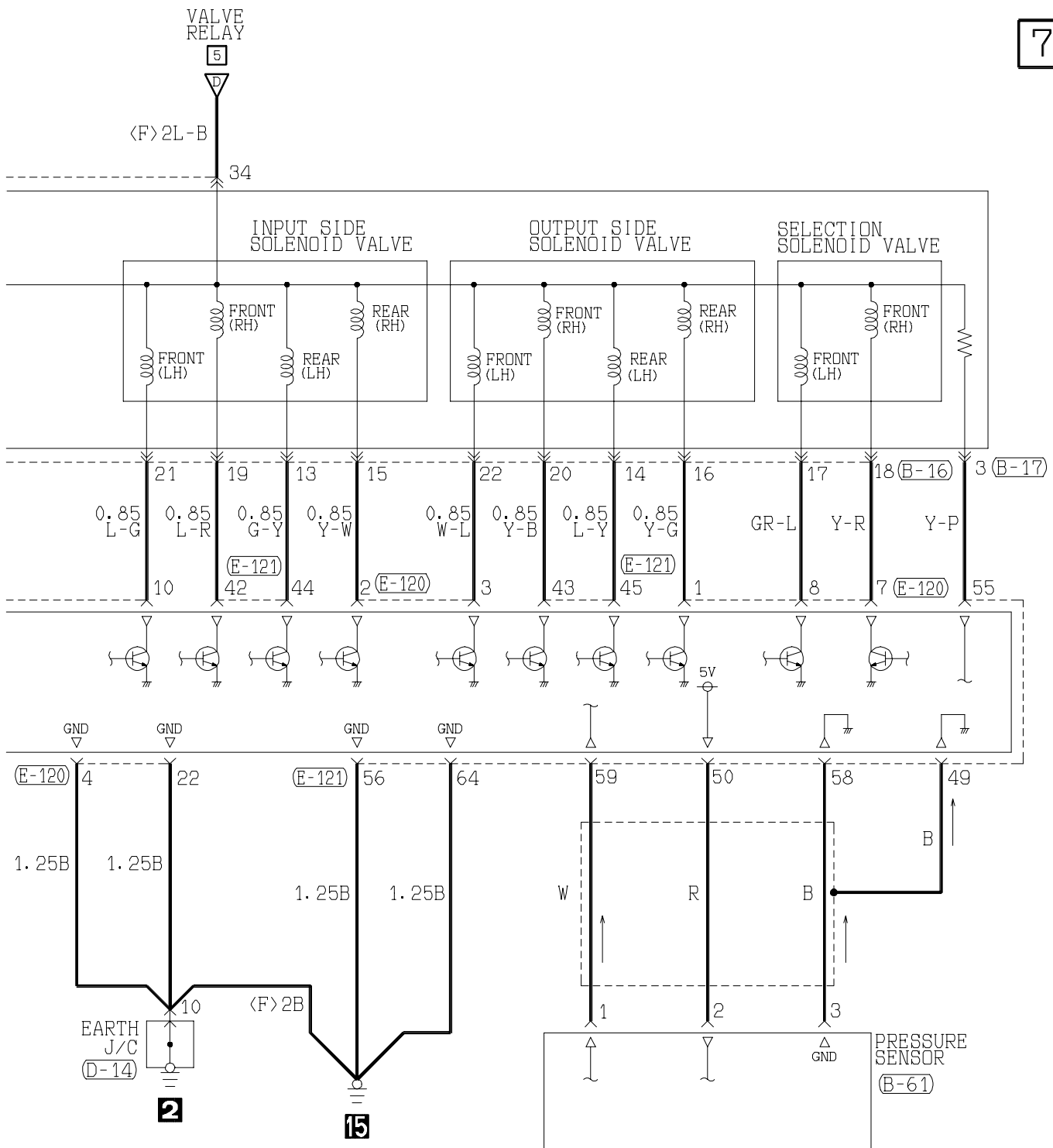
L : Blue
 R : Red
 Y : Yellow

H4Q15X01CB

HBB, EBD, ABS AND M-ATC <R.H. drive vehicles> (CONTINUED)

Main
IndexGroup
TOC

7



(D-143) MU801855

1	2	3	4	5
6	7	8	9	10
11	12	13	14	

(E-10) MU801857

1	2	3	4	5	6
7	8	9	10	11	12
13	14				

(E-120)

1	2	3	4	5	6	7	8	9
10	11	12	13	14	15	16	17	18
19	20	21	22	23	24	25	26	27
28	29	30	31					

(E-121)

41	42	43	44	45	46	47
48	49	50	51	52	53	54
55	56	57	58	59	60	61
62	63	64				

(F-17) MU802749

1	2	3	4
5	6	7	8

(G-11) MU802601

1	2
---	---

(G-15) MU802601

1	2
---	---

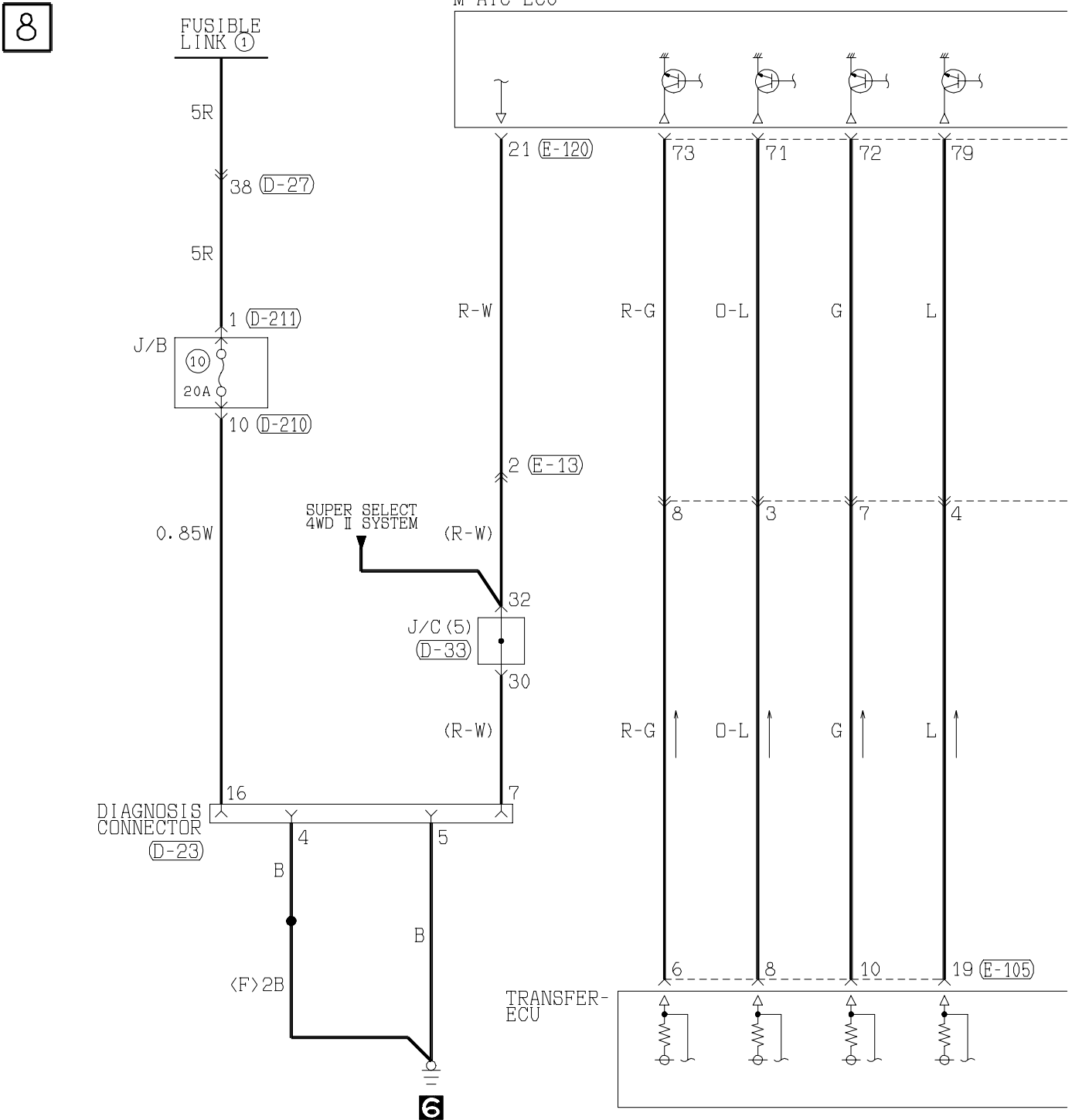
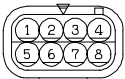
Wire colour
B : Black
BR : Brown
W : White
V : Violet

code
LG : Light green
O : Orange
SB : Sky blue

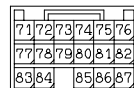
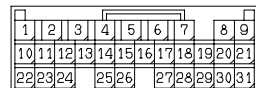
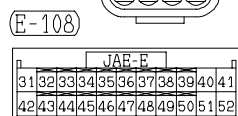
G : Green
GR : Gray
P : Pink

L : Blue
R : Red
Y : Yellow

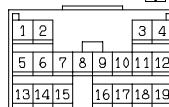
HBB, EBD, ABS AND M-ATC <R.H. drive vehicles> (CONTINUED)

Main
IndexGroup
TOC(B-40)
MU802749(B-58)
(MU802046)
(E-120)(C-06)
MU802653(C-07)
MU802653(C-14)
MU802653(C-15)
MU802653(C-16)
MU802653(D-23) FRONT
SIDE

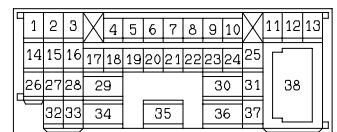
(E-108)



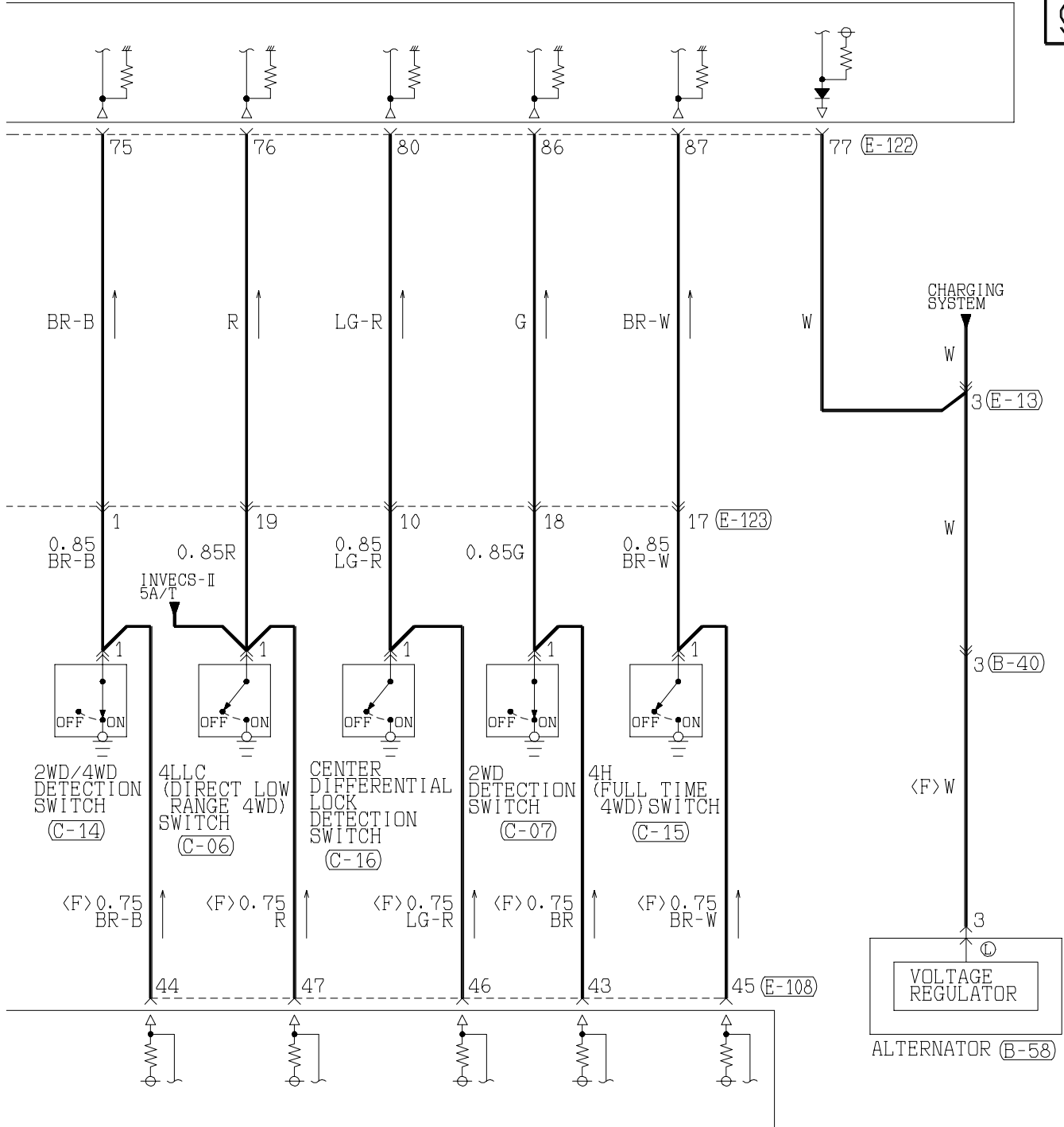
(E-123)



(D-27)



9



(D-33)

1	2	3	4	5	6	7	8	9	10	11
12	13	14	15	16	17	18	19	20	21	22
23	24	25	26	27	28	29	30	31	32	33

(D-210) (MU801860)

1	2	3	4	5
6	7	8	9	10
11	12	13		

(D-211)

1

(E-13)

5	1	2		3	4		16
6	7	8	9	10	11	12	13
14	15	16	17	18	19	20	21
22	23	24	25	26	27	28	29
30	31	32	33	34	35	36	37
38							

(E-105)

1	2	3	4	5	6	7	8	9	10	11	12	13
14	15	16	17	18	19	20	21	22	23	24	25	26

Wire colour code

B : Black
BR: Brown
W : White
V : Violet

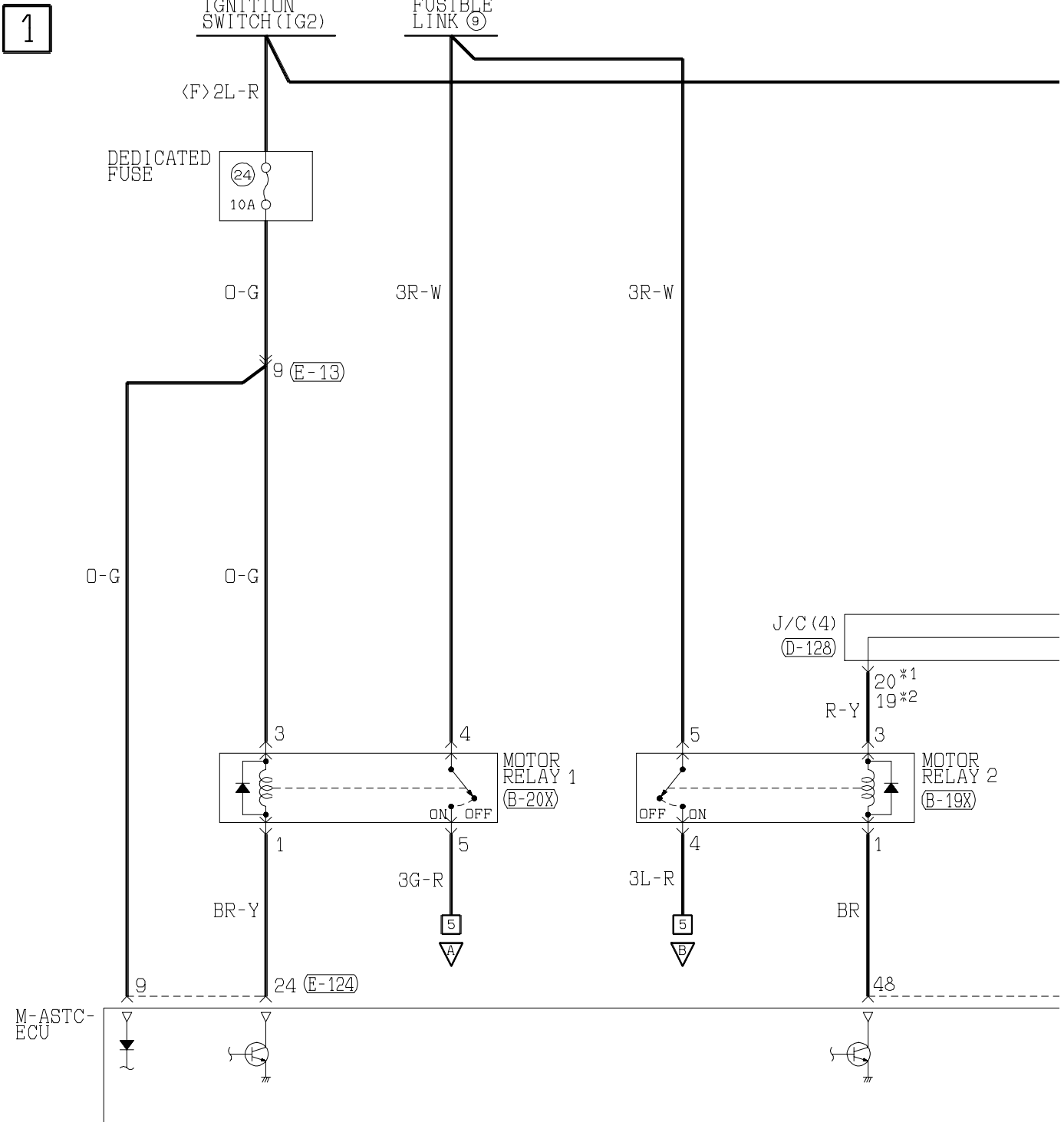
LG: Light green
O : Orange
SB: Sky blue

G : Green
GR: Gray
P : Pink

L : Blue
R : Red
Y : Yellow

HBB, EBD, ABS AND M-ASTC

L.H. drive vehicles

Main
IndexGroup
TOC

(B-19X)

1	2	3
4	5	

(B-20X)

1	2	3
4	5	

(D-26)

Refer to
P. 3-343

(D-27)

Refer to
P. 3-343

(D-32)

1	2	3	4	5	6	7	8	9	10	11
12	13	14	15	16	17	18	19	20	21	22
23	24	25	26	27	28	29	30	31	32	33

(D-33)

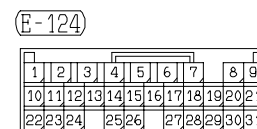
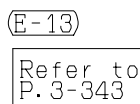
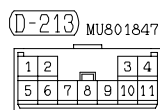
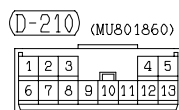
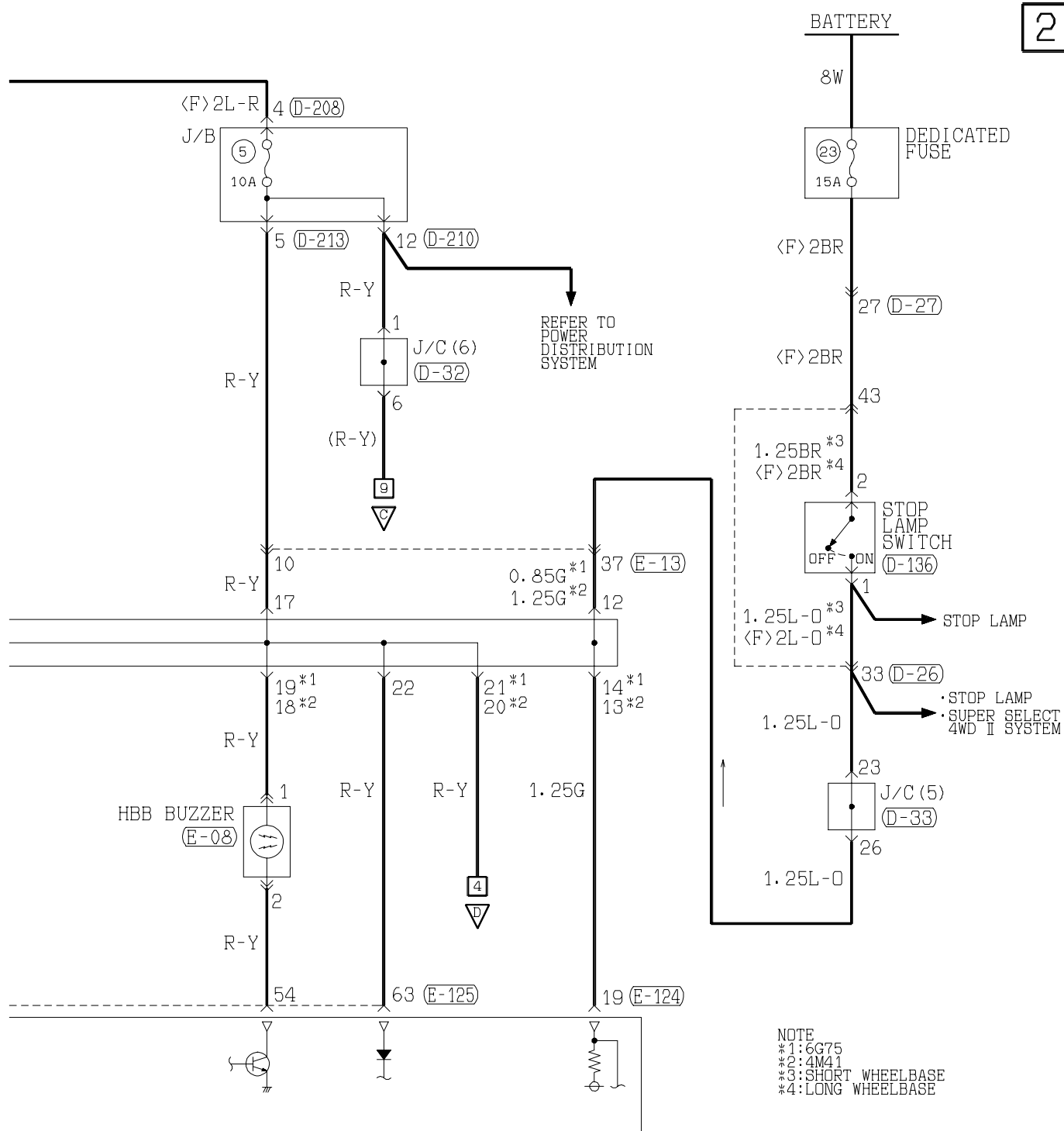
1	2	3	4	5	6	7	8	9	10	11
12	13	14	15	16	17	18	19	20	21	22
23	24	25	26	27	28	29	30	31	32	33

(D-128)

1	2	3	4	5	6	7	8	9	10	11
12	13	14	15	16	17	18	19	20	21	22
23	24	25	26	27	28	29	30	31	32	33

(E-125)

41	42	43	44	45	46	47
48	49	50	51	52	53	54
55	56	57	58	59	60	61
62	63	64				



Wire colour code

Wire colour code
B :Black LG:Light green
BR:Brown O :Orange

G : Green
GR: Gray

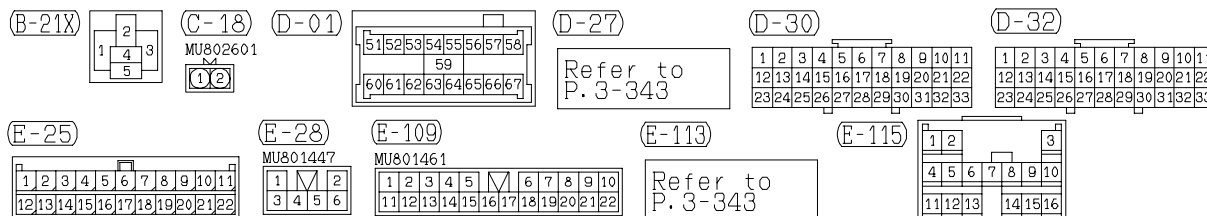
L : Blue
R : Red

W : White
P : Pink

```
Y : Yellow
V : Violet
```

SB: Sky blue

3



4

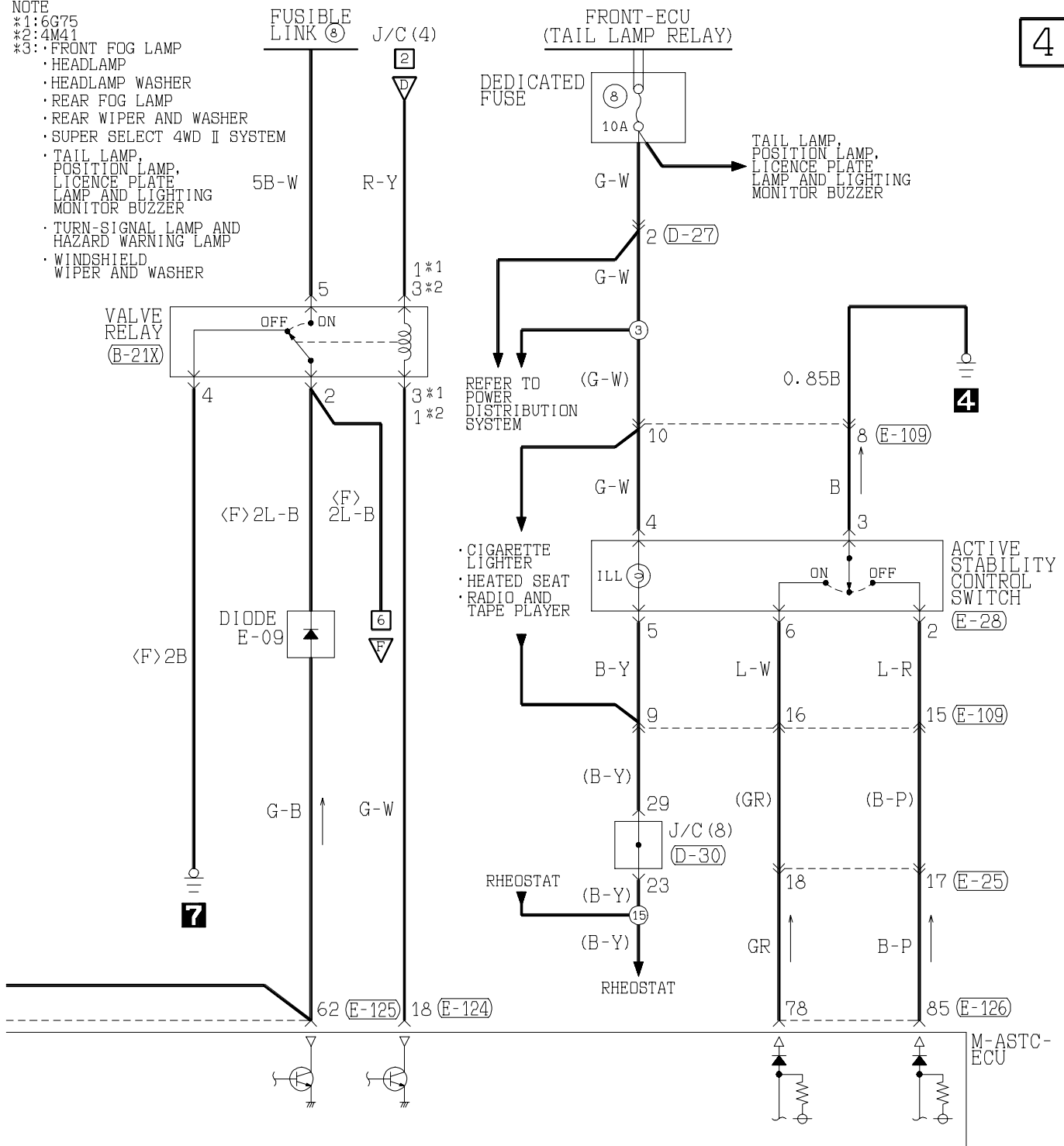
NOTE

*1:6G75

*2:4M41

*3:

- FRONT FOG LAMP
- HEADLAMP
- HEADLAMP WASHER
- REAR FOG LAMP
- REAR WIPER AND WASHER
- SUPER SELECT 4WD II SYSTEM
- TAIL LAMP, POSITION LAMP, LICENCE PLATE LAMP AND LIGHTING MONITOR BUZZER
- TURN-SIGNAL LAMP AND HAZARD WARNING LAMP
- WINDSHIELD WIPER AND WASHER



(D-128)

1	2	3	4	5	6	7	8	9	10	11
12	13	14	15	16	17	18	19	20	21	22
23	24	25	26	27	28	29	30	31	32	33

(D-208)

MU801331

1	2
3	4
5	6

(D-210)

(MU801860)

1	2	3	4	5
6	7	8	9	10
11	12	13	14	15

(D-213)

MU801847

1	2	3	4
5	6	7	8
9	10	11	12

(E-10)

MU801857

1	2	3	4	5	6
7	8	9	10	11	12
13	14	15	16	17	18

(E-13)

Refer to P. 3-343

(E-124)

1	2	3	4	5	6	7	8	9
10	11	12	13	14	15	16	17	18
19	20	21	22	23	24	25	26	27
28	29	30	31	32	33	34	35	36

(E-125)

41	42	43	44	45	46	47
48	49	50	51	52	53	54
55	56	57	58	59	60	61
62	63	64	65	66	67	68

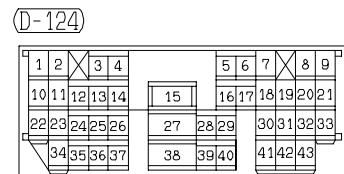
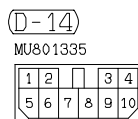
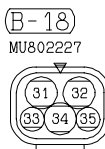
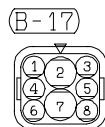
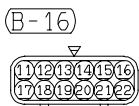
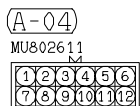
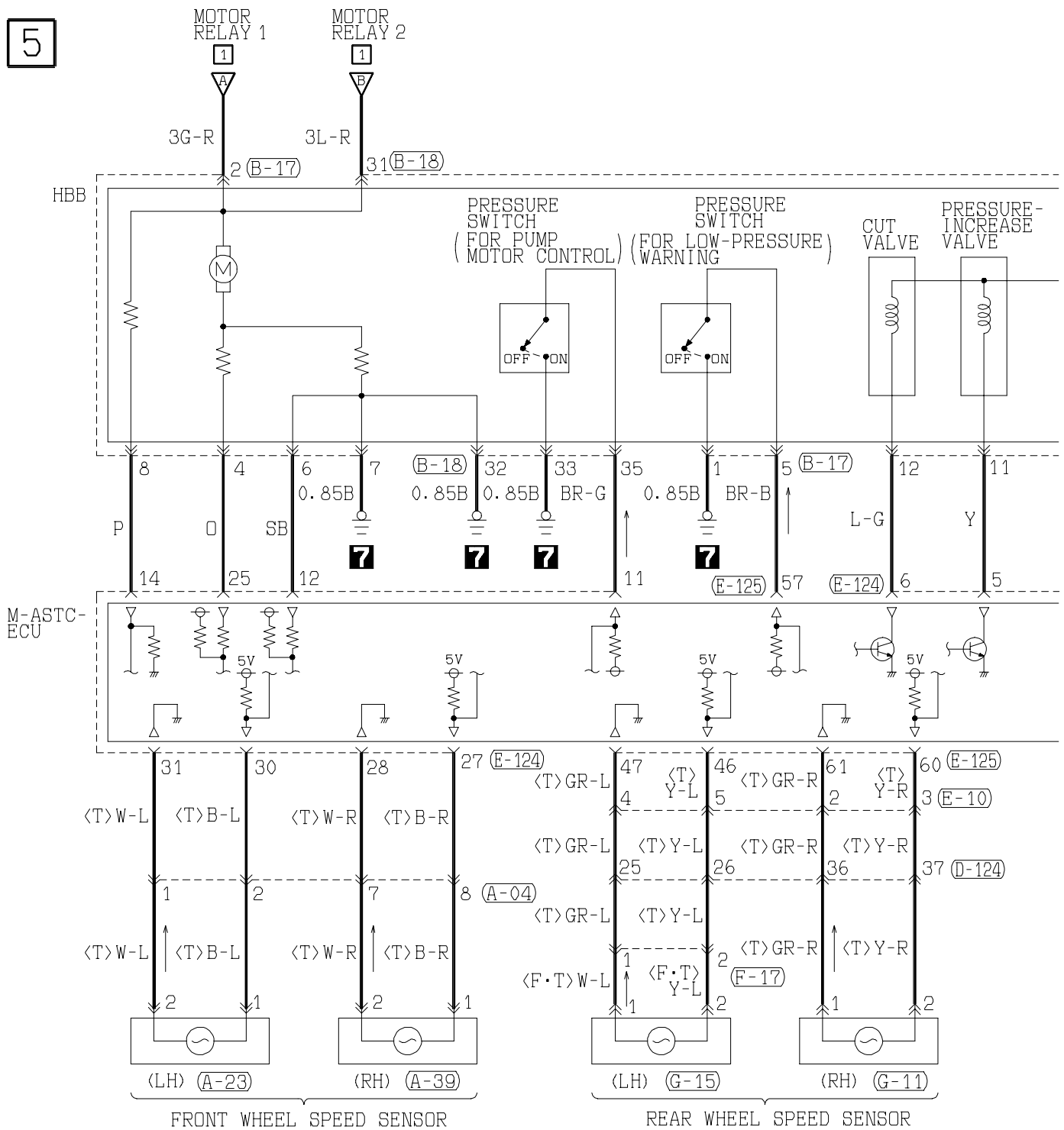
(E-126)

71	72	73	74	75	76
77	78	79	80	81	82
83	84	85	86	87	88

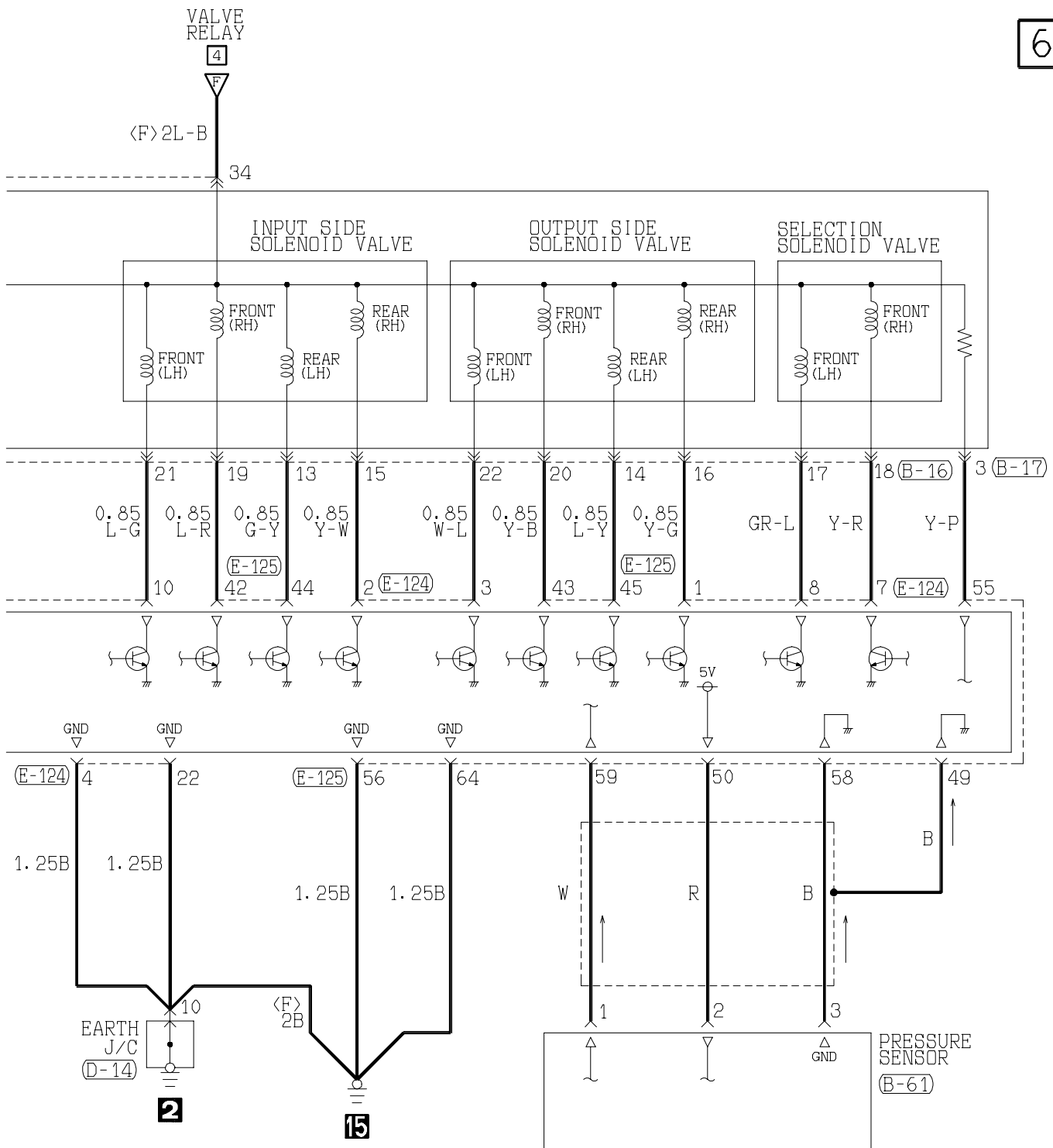
HBB, EBD, ABS AND M-ASTC <L.H. drive vehicles> (CONTINUED)

Main
IndexGroup
TOC

5



6



(E-10) MU801857

1	2	3	4	5	6
7	8	9	10	11	12
13	14				

(E-124)

1	2	3	4	5	6	7	8	9
10	11	12	13	14	15	16	17	18
19	20	21	22	23	24	25	26	27
28	29	30	31					

(E-125)

41	42	43	44	45	46	47
48	49	50	51	52	53	54
55	56	57	58	59	60	61
62	63	64				

(F-17)
MU802749

1	2	3	4
5	6	7	8

(G-11)
MU802601

1	2
---	---

(G-15)
MU802601

1	2
---	---

Wire colour code

B : Black LG : Light green

G : Green L : Blue

BR : Brown O : Orange

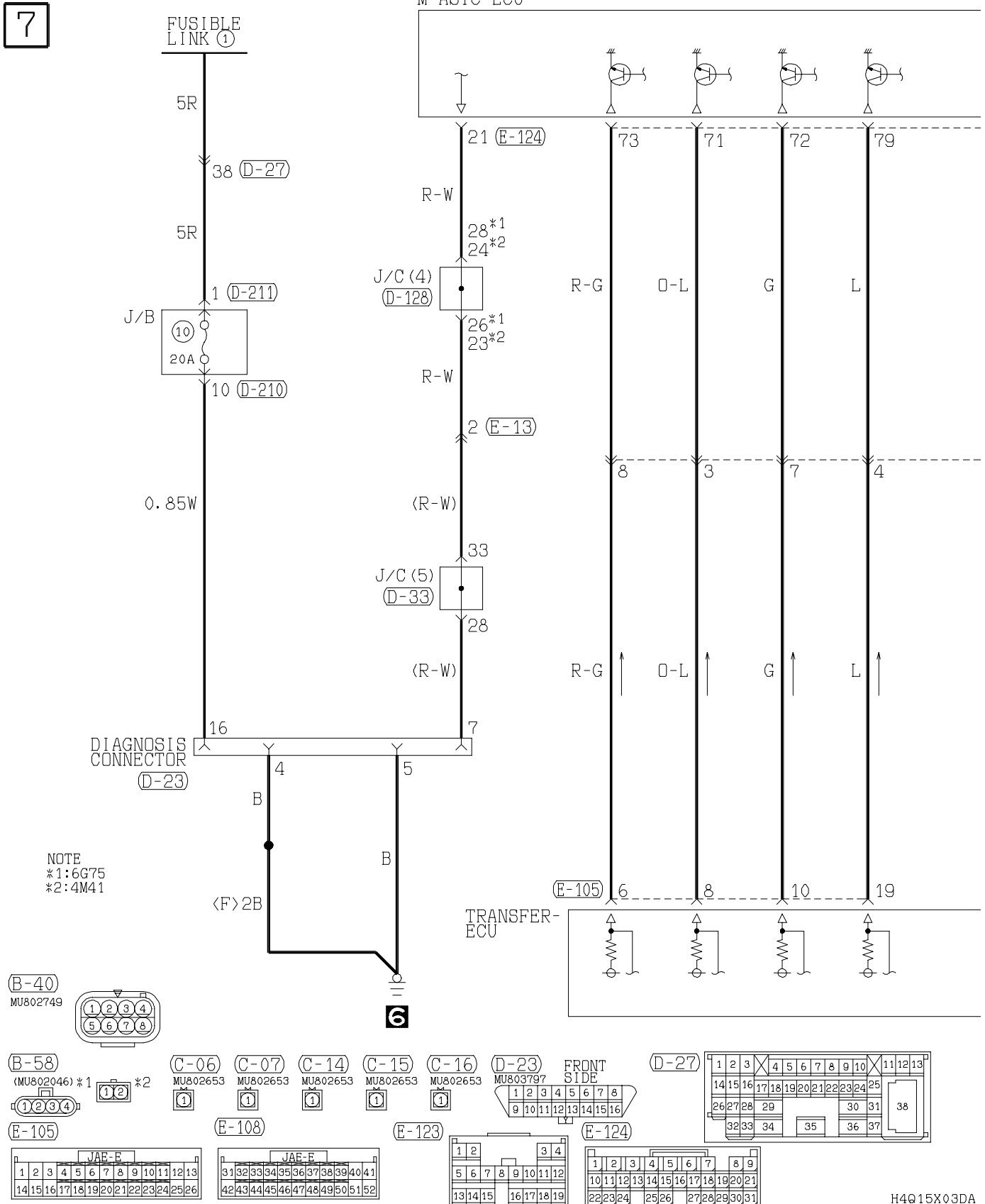
GR : Gray R : Red

W : White Y : Yellow

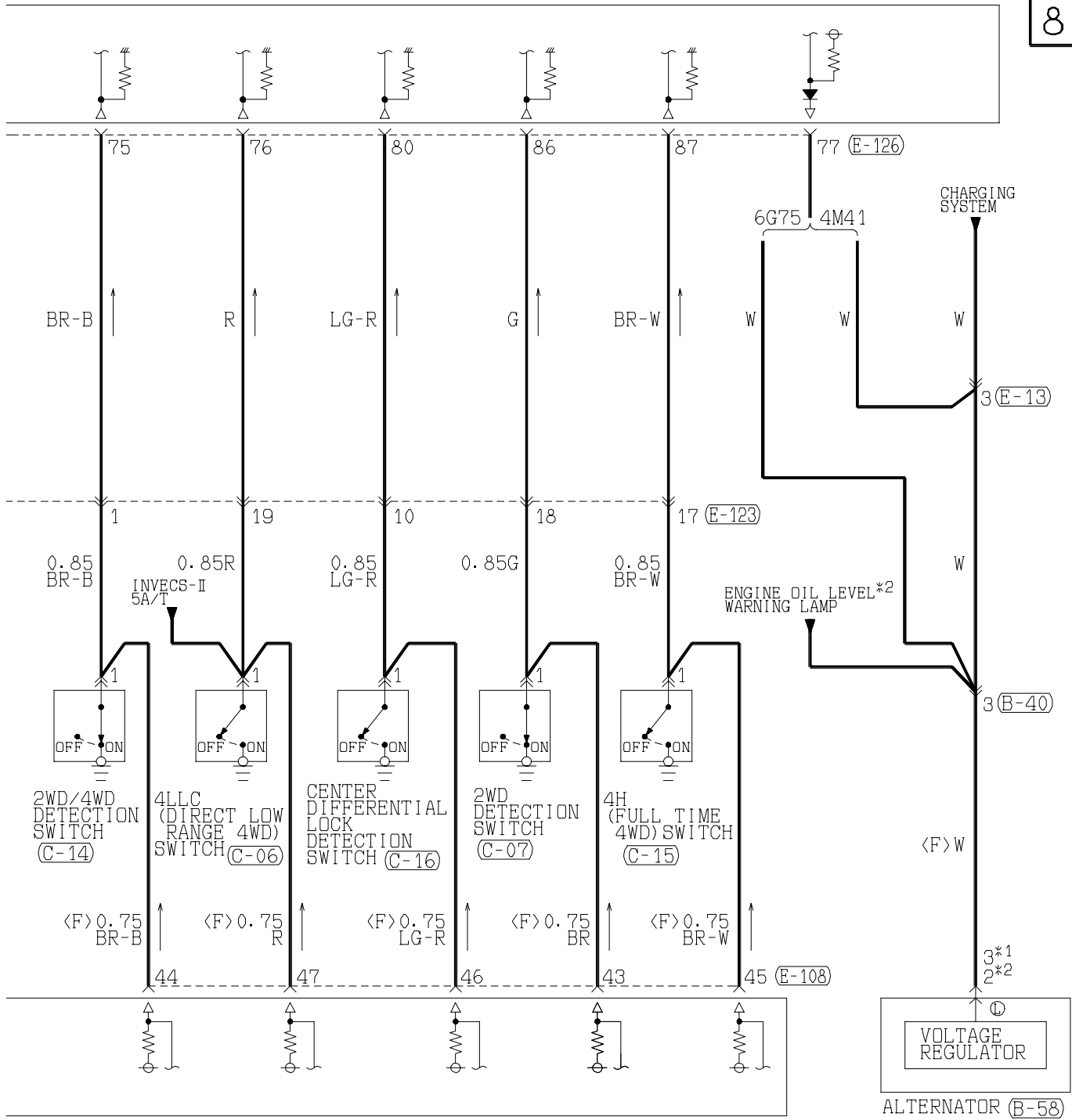
P : Pink V : Violet

SB : Sky blue

HBB, EBD, ABS AND M-ASTC <L.H. drive vehicles> (CONTINUED)

Main
IndexGroup
TOC

8



(D-33)

1	2	3	4	5	6	7	8	9	10	11
12	13	14	15	16	17	18	19	20	21	22
23	24	25	26	27	28	29	30	31	32	33

(D-128)

1	2	3	4	5	6	7	8	9	10	11
12	13	14	15	16	17	18	19	20	21	22
23	24	25	26	27	28	29	30	31	32	33

(D-210)

1	2	3	4	5
6	7	8	9	10
11	12	13	14	15

(MU801860)

(D-211)

1

(MU801403)

(E-13)

5	1	2	3	4	16
6	7	8	9	10	11
12	13	14	15	16	17
18	19	20	21	22	23
24	25	26	27	28	29
30	31	32	33	34	35
36	37	38	39	40	41

(E-126)

71	72	73	74	75	76
77	78	79	80	81	82
83	84	85	86	87	88

Wire colour code

B : Black

BR : Brown

W : White

V : Violet

LG : Light green

O : Orange

SB : Sky blue

G : Green

GR : Gray

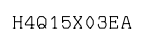
P : Pink

L : Blue

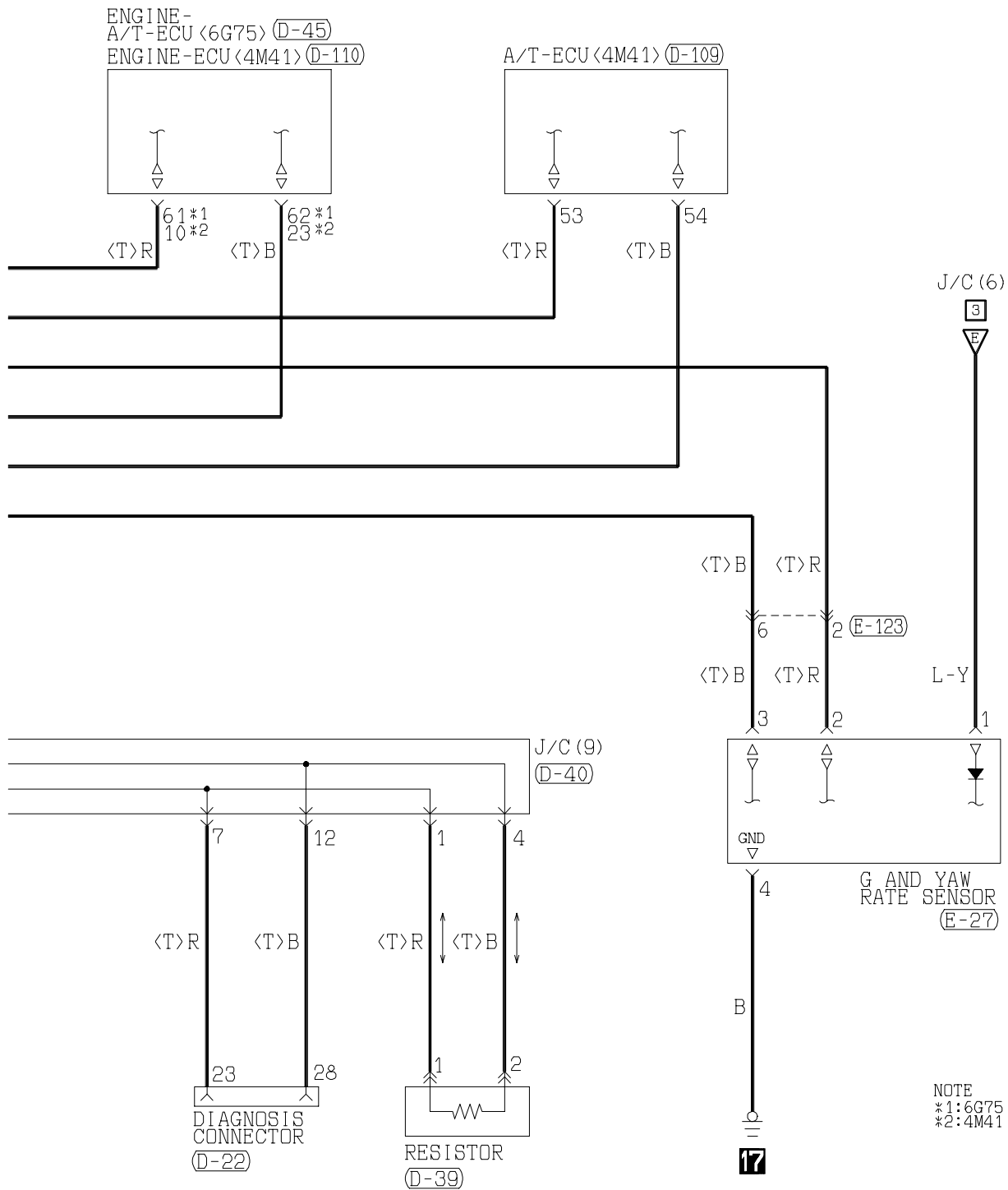
R : Red

Y : Yellow

9



10



(D-109) (MU801823)

51	52	53	54	55	56	57	58	59	60	61
62	63	64	65	66	67	68	69	70	71	72

(D-110)

1	2	3	4	5	6	7	8	9	10	11	12	13
14	15	16	17	18	19	20	21	22	23	24	25	26

(D-223) (MU801866)

1	2
3	4
5	6
7	8

(D-227) (MU801545)

1	2	3	4	5
6	7	8	9	10

(E-25)

1	2	3	4	5	6	7	8	9	10	11
12	13	14	15	16	17	18	19	20	21	22

(E-27)

1	2	3	4
---	---	---	---

Wire colour code

B : Black LG : Light green

G : Green GR : Gray

L : Blue R : Red

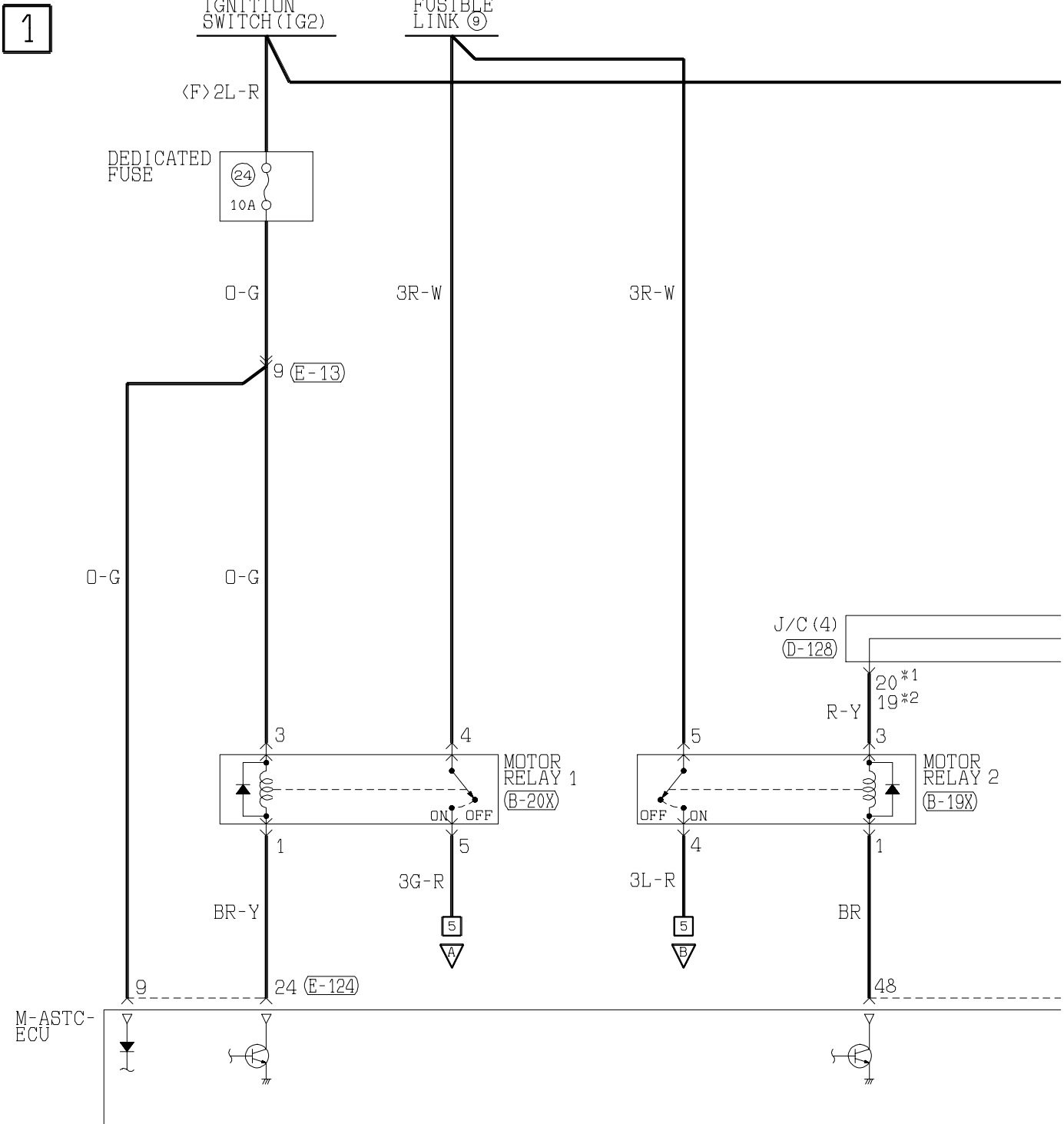
W : White P : Pink

Y : Yellow V : Violet

SB : Sky blue

HBB, EBD, ABS AND M-ASTC

R.H. drive vehicles

Main
IndexGroup
TOC

(B-19X)



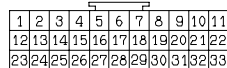
(B-20X)



(D-27)

Refer to
P. 3-343

(D-32)



(D-124)

Refer to
P. 3-343

(D-128)

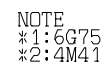


(D-136)

MU801491



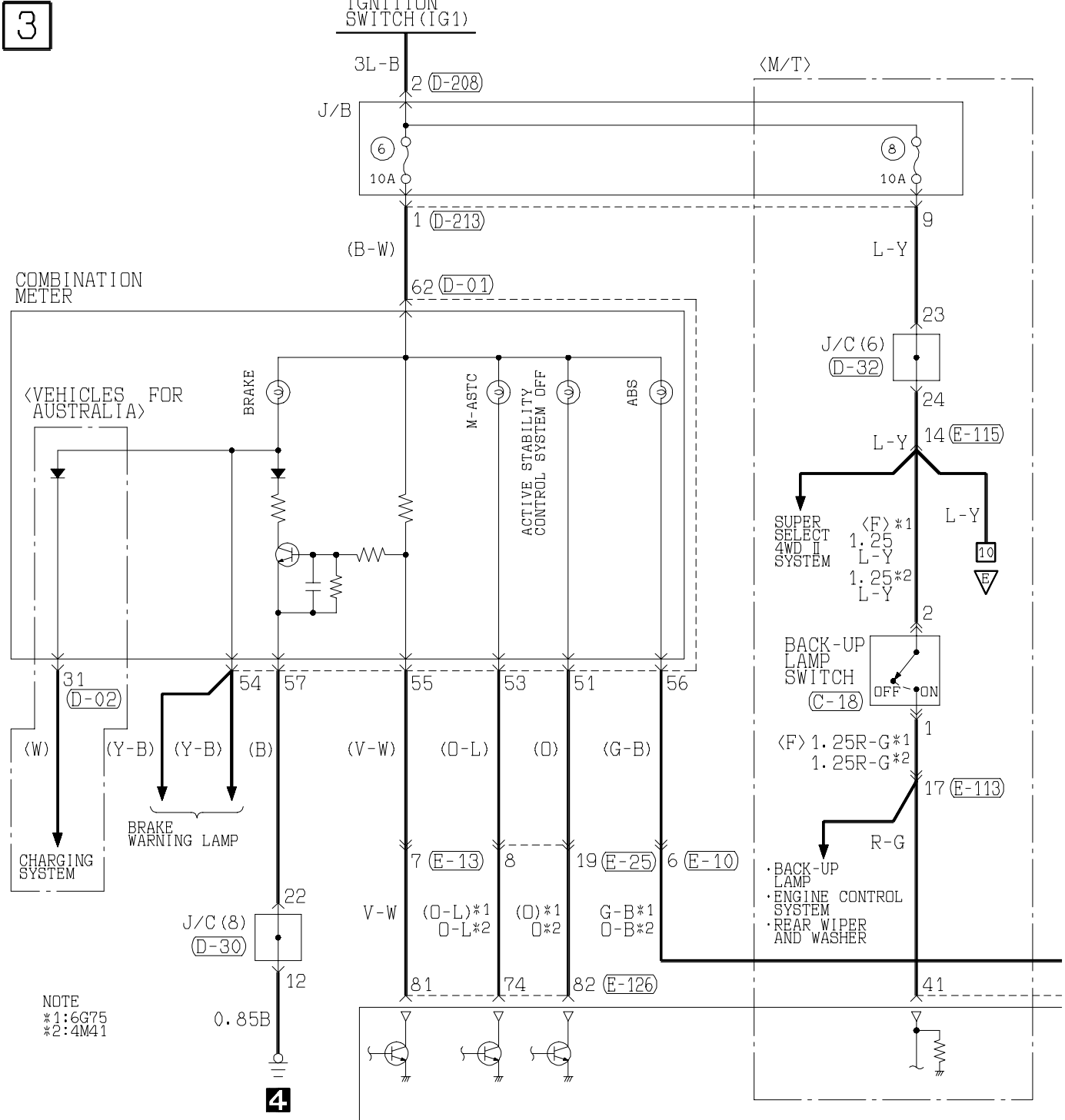
2



41	42	43	44	45		46	47
48	49	50	51	52	53	54	55
57	58	59		60	61	62	63

SB: Sky blue

HBB, EBD, ABS AND M-ASTC <R.H. drive vehicles> (CONTINUED)

Main
IndexGroup
TOC

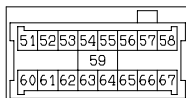
(B-21X)



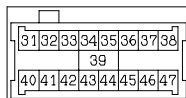
(C-18)



(D-01)



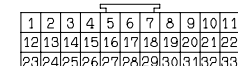
(D-02)



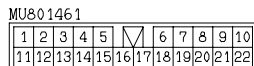
(D-27)

Refer to
P. 3-343

(D-30)



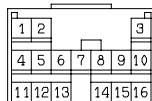
(E-109)



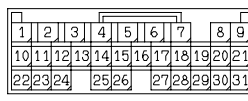
(E-113)

Refer to
P. 3-343

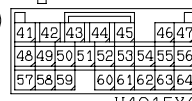
(E-115)



(E-124)



(E-125)

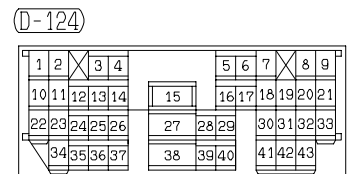
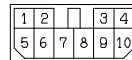
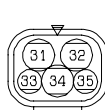
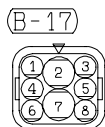
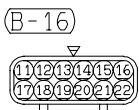
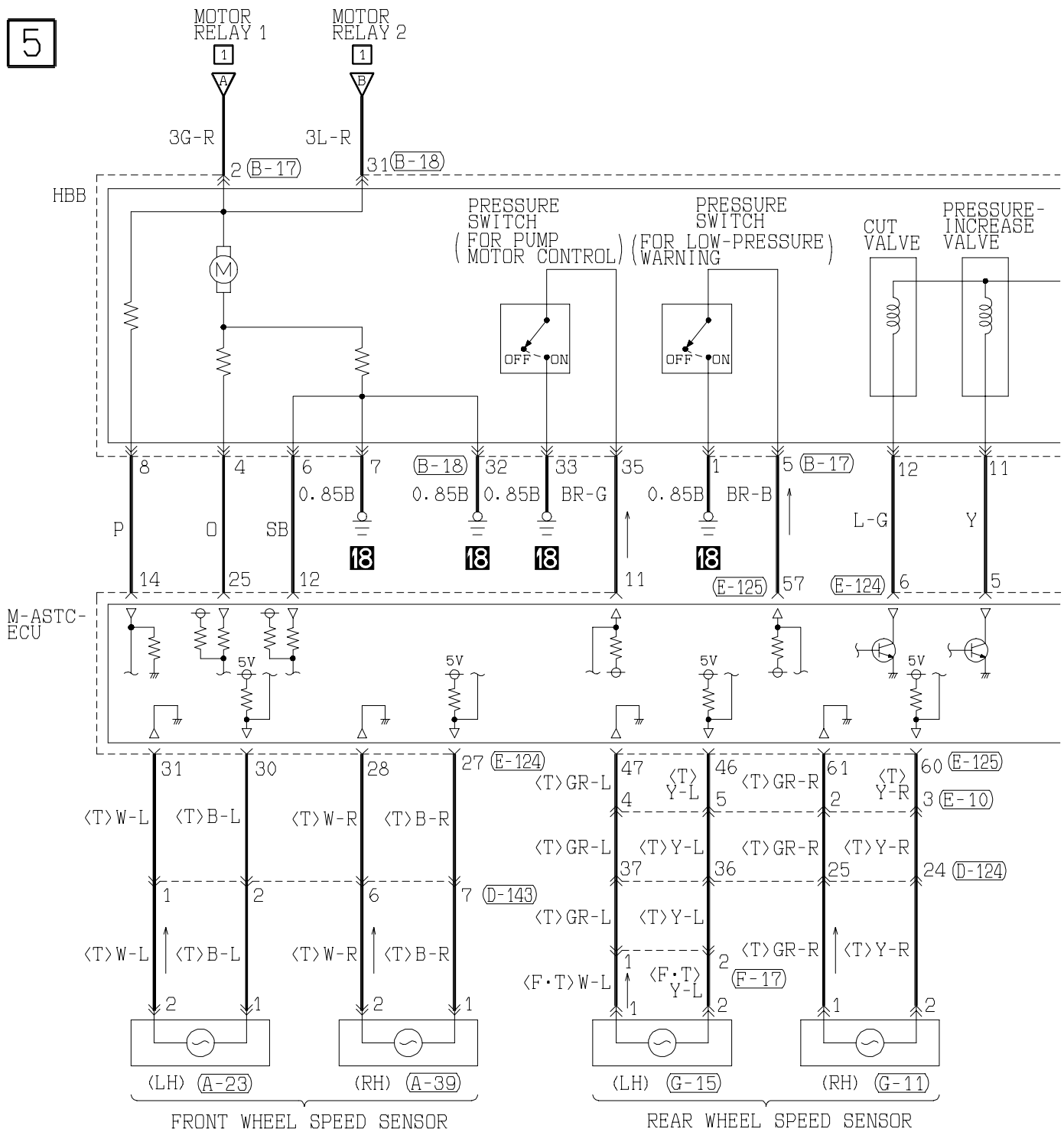


H4Q15X02BA

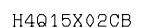
HBB, EBD, ABS AND M-ASTC <R.H. drive vehicles> (CONTINUED)

Main
IndexGroup
TOC

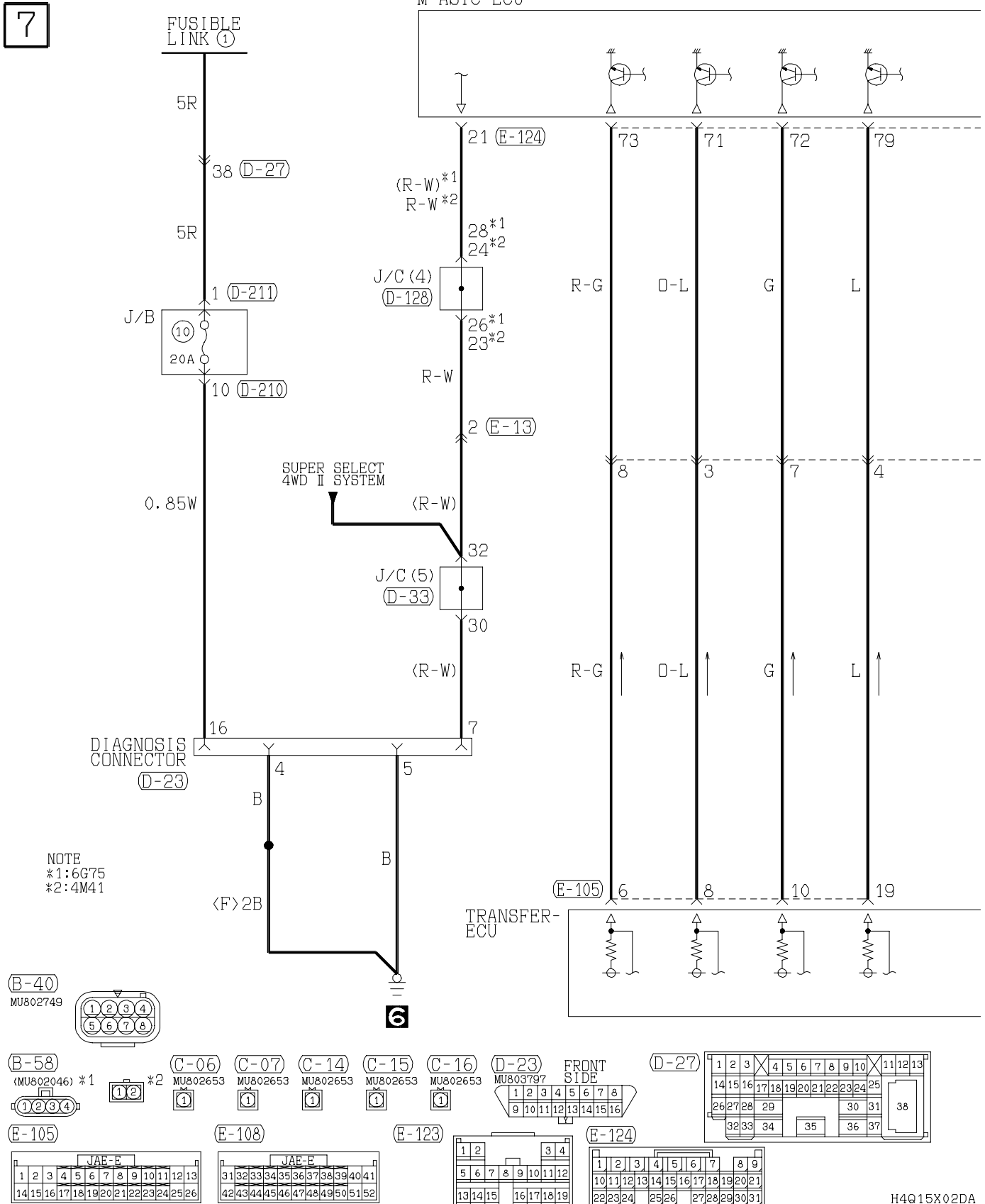
5



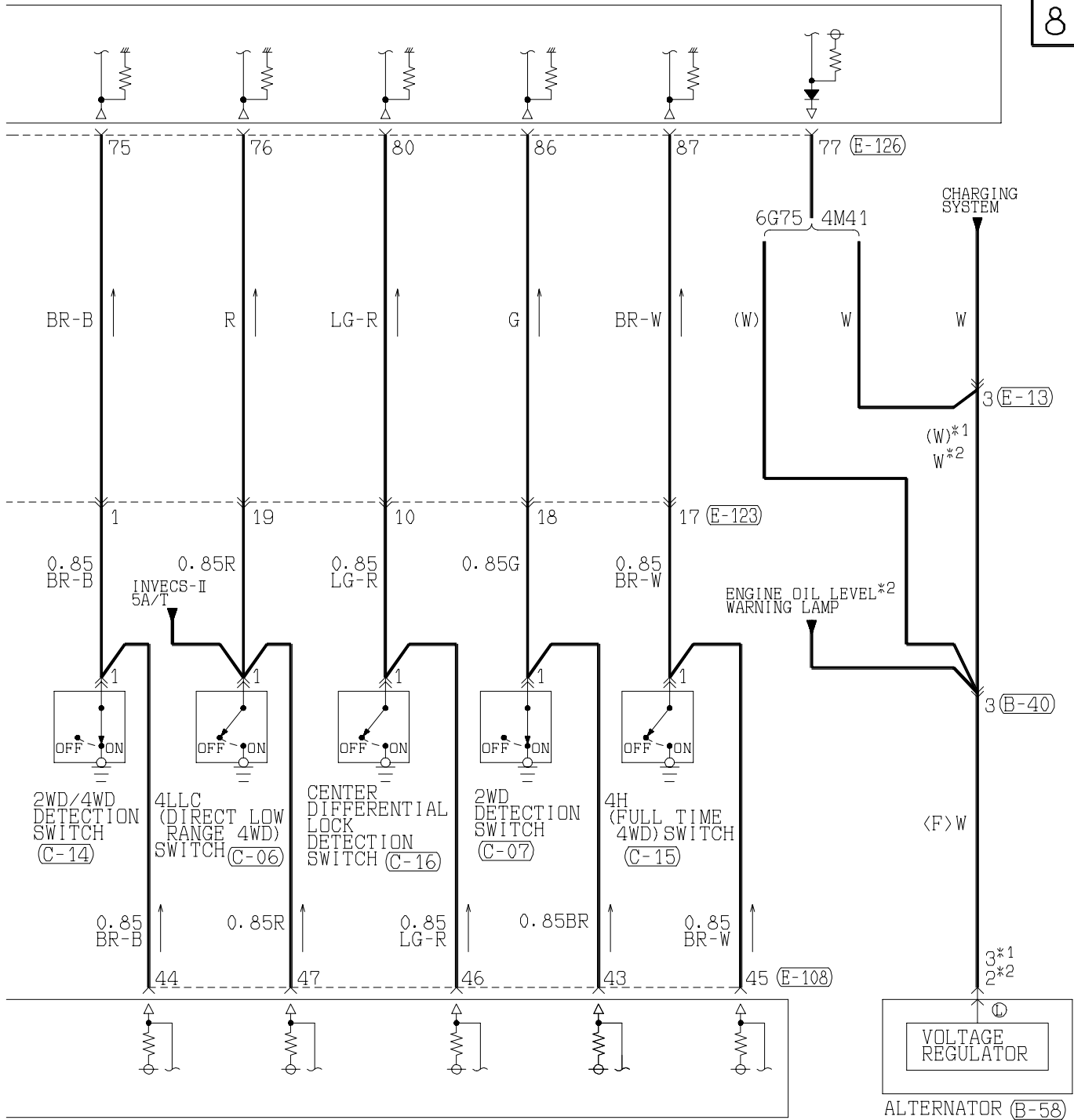
6



HBB, EBD, ABS AND M-ASTC <R.H. drive vehicles> (CONTINUED)

Main
IndexGroup
TOC

8



(D-33)

1	2	3	4	5	6	7	8	9	10	11
12	13	14	15	16	17	18	19	20	21	22
23	24	25	26	27	28	29	30	31	32	33

(D-128)

1	2	3	4	5	6	7	8	9	10	11
12	13	14	15	16	17	18	19	20	21	22
23	24	25	26	27	28	29	30	31	32	33

(D-210)

(MU801860)

1	2	3	4	5
6	7	8	9	10
11	12	13		

(D-211)

(MU801403)

1

(E-13)

5	1	2	3	4	16
6	7	8	9	10	11
12	13	14	15	28	
17	18	19	20	21	22
23	24	25	26	27	38
29	30	31	32	33	34
35	36	37			

(E-126)

71	72	73	74	75	76
77	78	79	80	81	82
83	84	85	86	87	

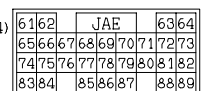
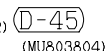
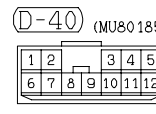
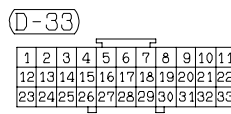
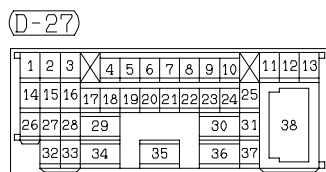
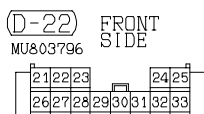
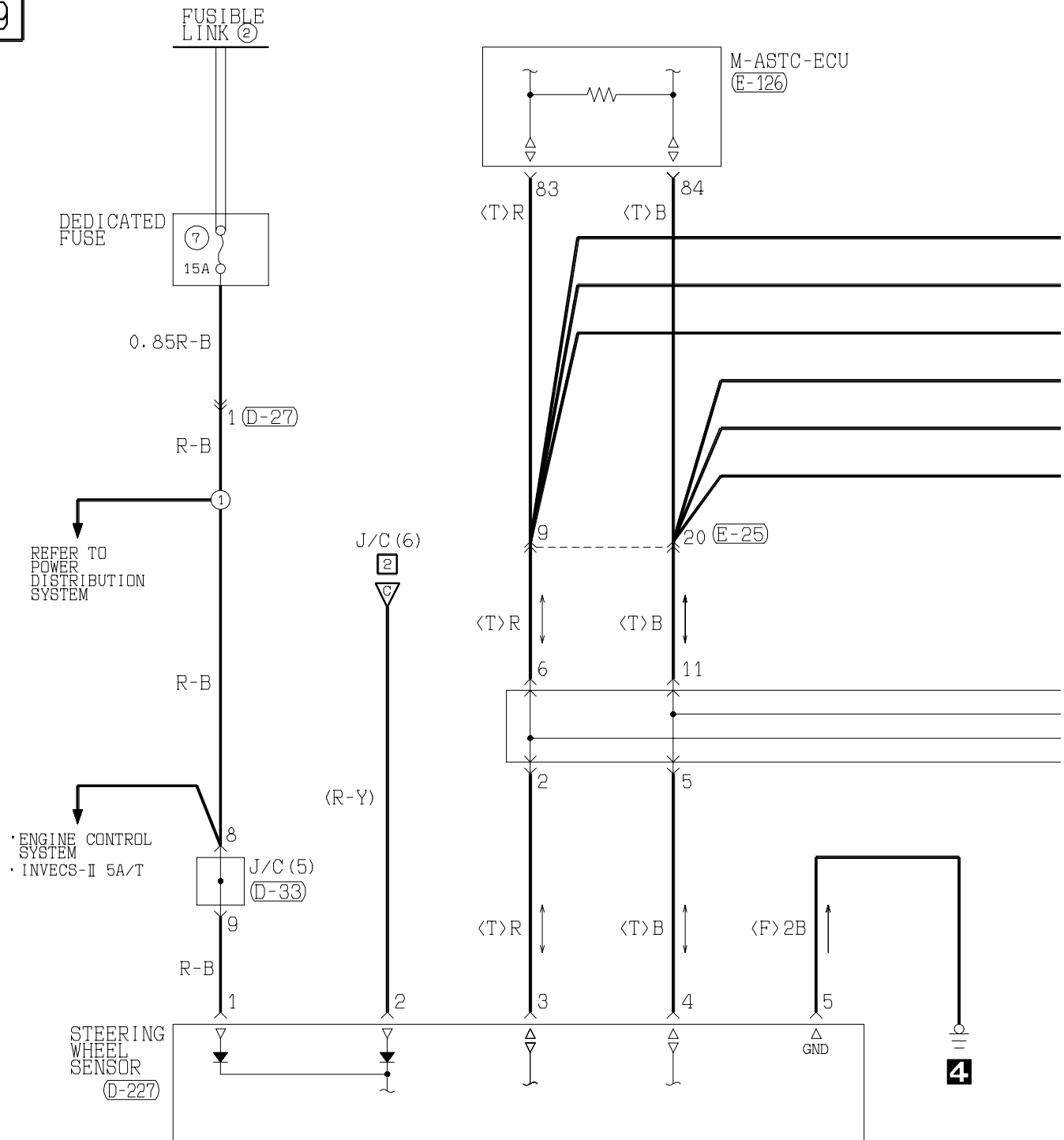
Wire colour code

B : Black LG: Light green
 BR: Brown O : Orange
 W : White SB: Sky blue
 V : Violet

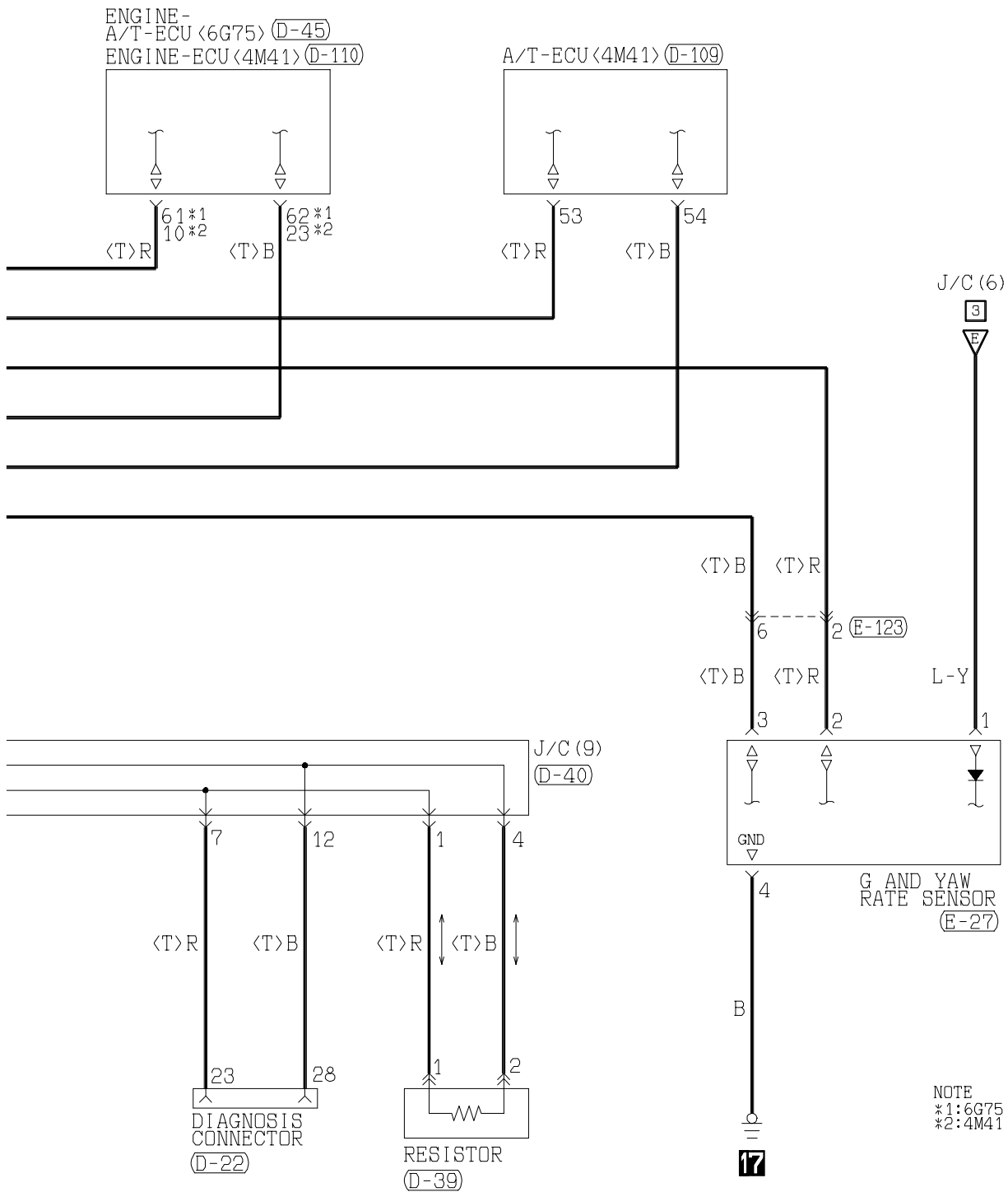
G : Green
 GR: Gray
 P : Pink

L : Blue
 R : Red
 Y : Yellow

9



10



(D-109)

(MU801823)

51	52	53	54	55	56	57	58	59	60	61
62	63	64	65	66	67	68	69	70	71	72

(D-110)

1	2	3	4	5	6	7	8	9	10	11	12	13
14	15	16	17	18	19	20	21	22	23	24	25	26

(D-227)

1	2	3	4	5
2	3	4	5	

(E-25)

1	2	3	4	5	6	7	8	9	10	11
12	13	14	15	16	17	18	19	20	21	22

(E-27)

1	2	3	4
---	---	---	---

(E-123)

1	2			3	4
5	6	7	8	9	10
11	12				
13	14	15		16	17
18	19				

(E-126)

71	72	73	74	75	76
77	78	79	80	81	82
83	84				
85	86	87			

Wire colour code

B : Black LG : Light green

G : Green GR : Gray

L : Blue R : Red

W : White P : Pink

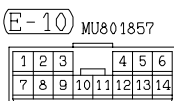
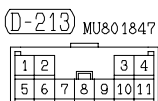
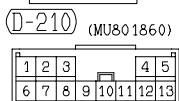
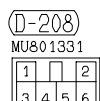
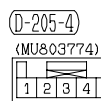
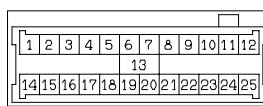
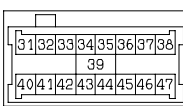
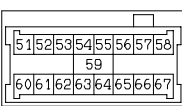
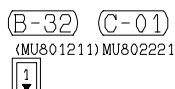
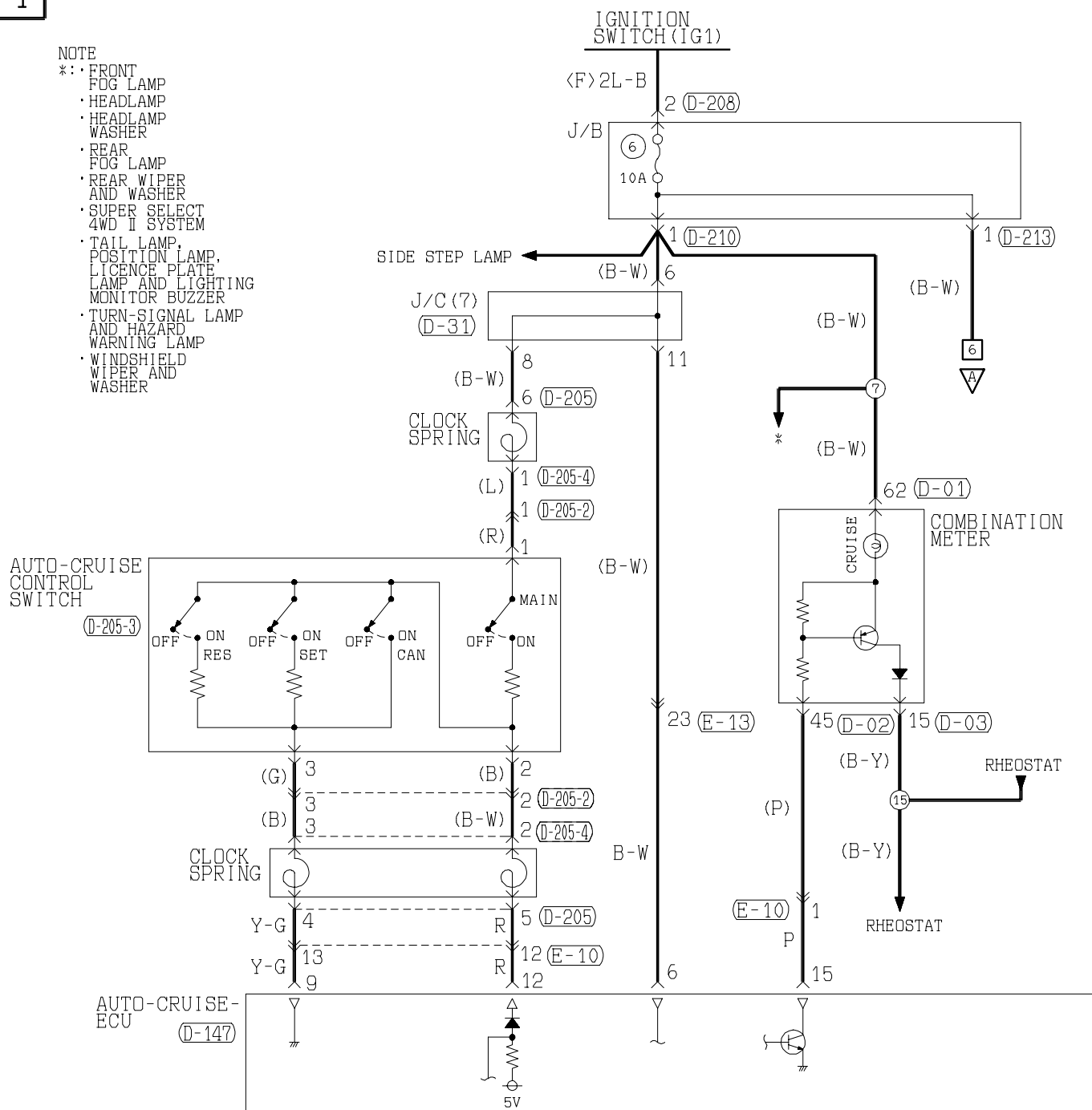
Y : Yellow V : Violet

SB : Sky blue

6G72, 6G74-MPI <L.H. drive vehicles>

1

- *: FRONT
FOG LAMP
- HEADLAMP
- HEADLAMP
WASHER
- REAR
FOG LAMP
- REAR WIPER
AND WASHER
- SUPER SELECT
4WD II SYSTEM
- TAIL LAMP,
POSITION LAMP,
LICENCE PLATE
LAMP AND LIGHTING
MONITOR BUZZER
- TURN-SIGNAL LAMP
AND HAZARD
WARNING LAMP
- WINDSHIELD
WIPER AND
WASHER

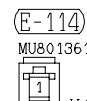


(E-13)

Refer to
P. 3-343

E-113

Refer to
P. 3-343



H4Q15X05AA

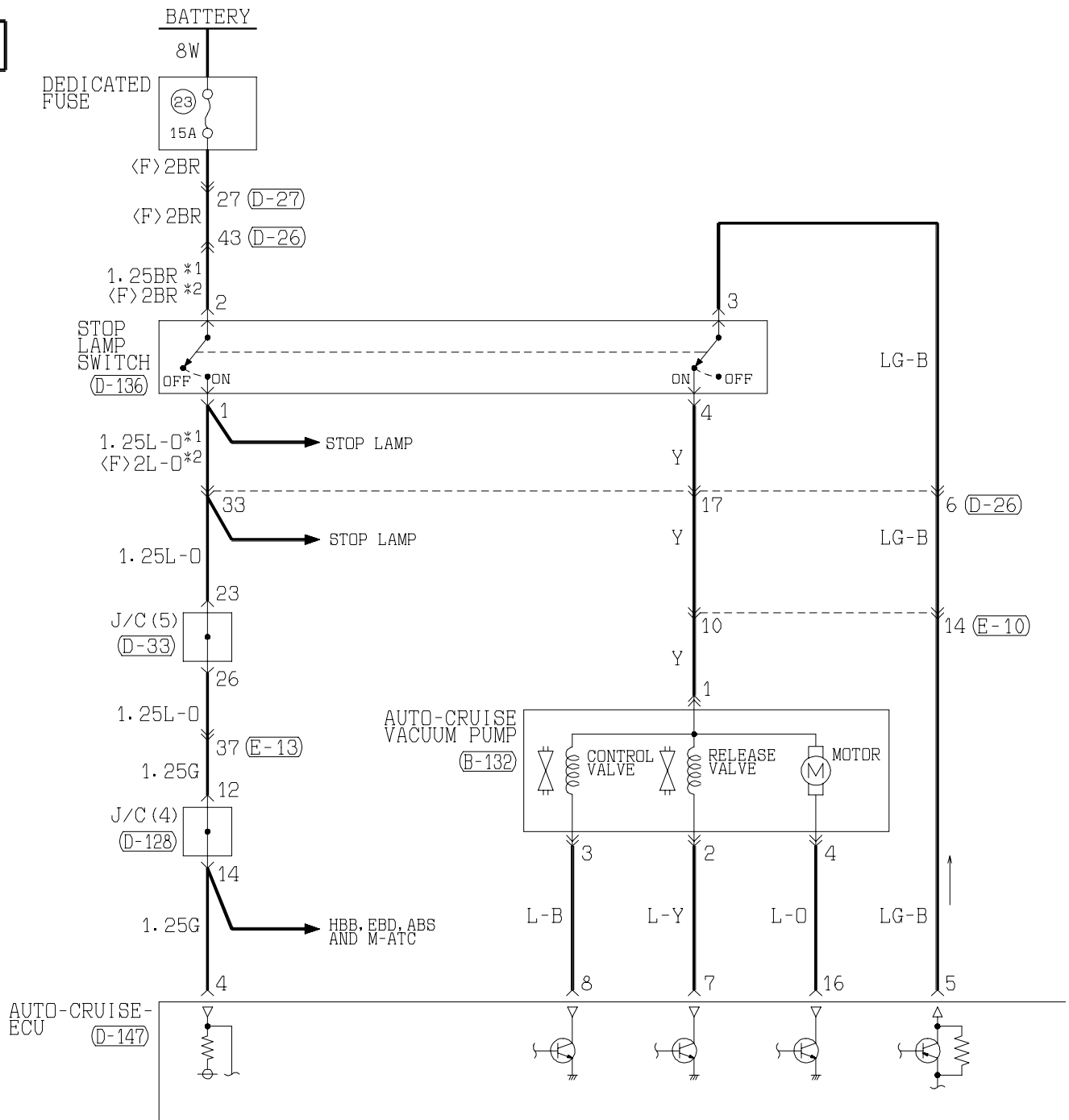
2



AUTO-CRUISE CONTROL SYSTEM <6G72, 6G74-MPI (L.H. drive vehicles)> (CONTINUED)

[Main Index](#)
[Group TOC](#)

3



(B-102)
(MU802724)

1	2	3	4
---	---	---	---

(B-132)
(MU802605)

1	2
3	4

(D-26)
Refer to
P. 3-343

(D-27)
Refer to
P. 3-343

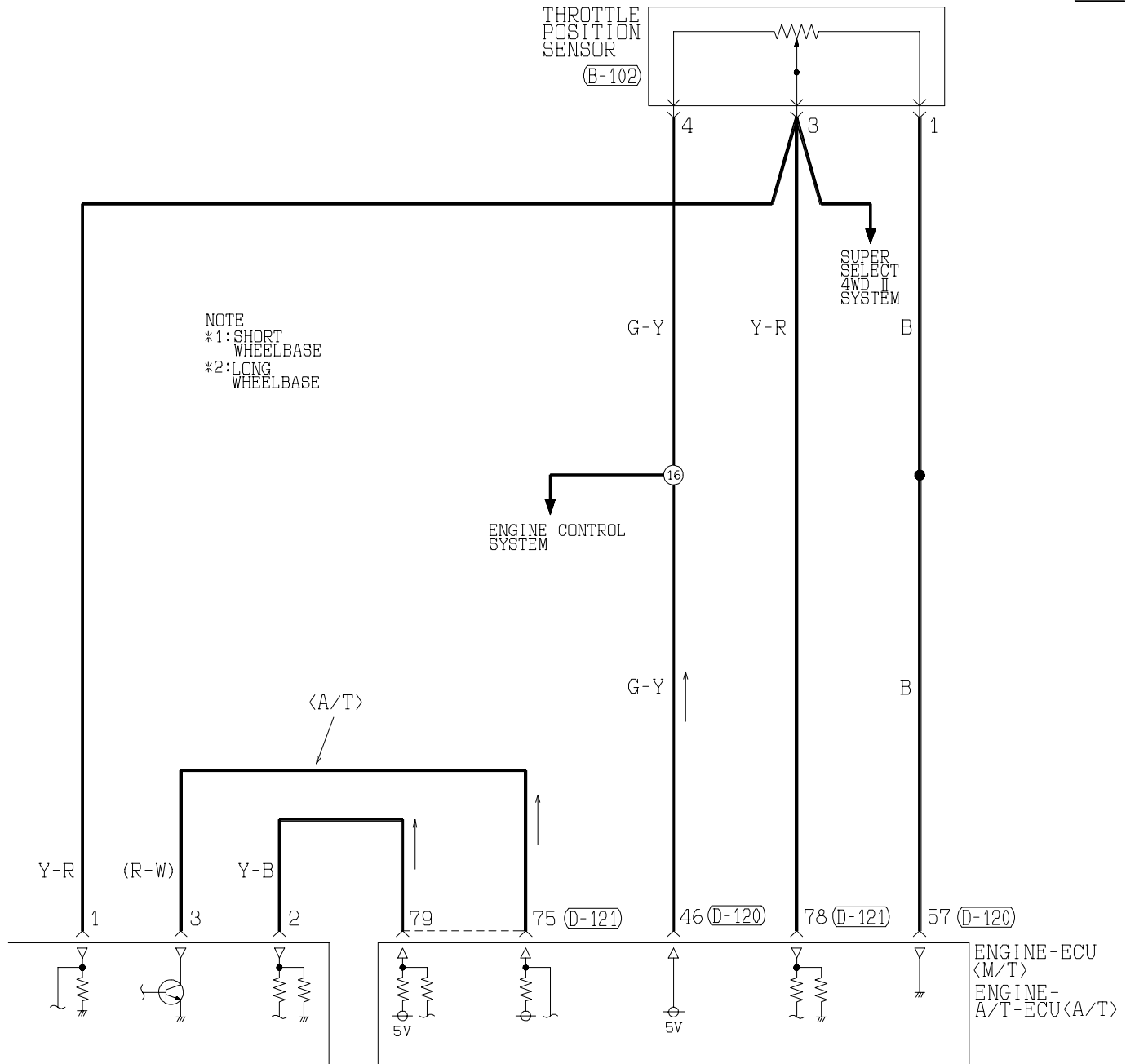
(D-33)

1	2	3	4	5	6	7	8	9	10	11
12	13	14	15	16	17	18	19	20	21	22
23	24	25	26	27	28	29	30	31	32	33

(D-120) (MU803781)

41	42	43	JAE	44	45	46
47	48	49	50	51	52	53
54	55	56	57	58	59	60
61	62	63	64	65	66	

4



(D-121) (MU803782)

71	72	73	74	JAE	75	76	77
78	79	80	81	82	83	84	85
86	87	88	89	90	91	92	93
94	95	96	97	98			

(D-128)

1	2	3	4	5	6	7	8	9	10	11
12	13	14	15	16	17	18	19	20	21	22
23	24	25	26	27	28	29	30	31	32	33

(D-136)

MU801491

1	2
3	4

(D-147) (MU801584)

1	2	3	4	5	6	7	8
9	10	11	12	13	14	15	16

(E-10) MU801857

1	2	3	4	5	6
7	8	9	10	11	12
13	14				

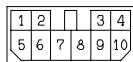
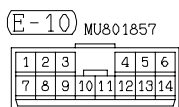
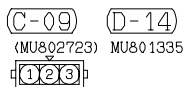
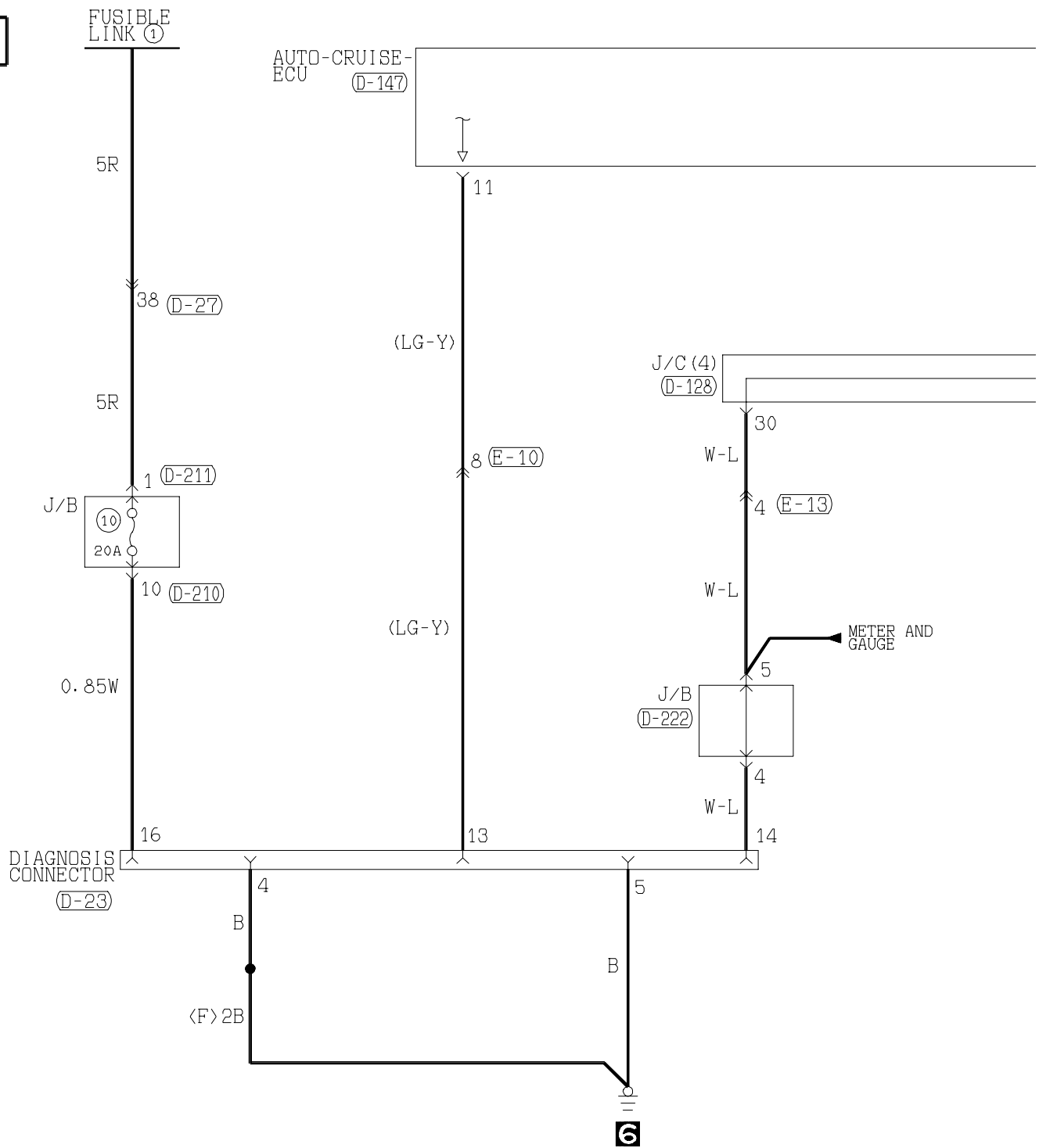
(E-13)

Refer to
P. 3-343

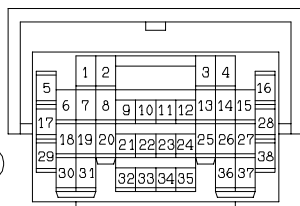
Wire colour code

B : Black LG : Light green G : Green L : Blue W : White Y : Yellow SB : Sky blue
 BR : Brown O : Orange GR : Gray R : Red P : Pink V : Violet

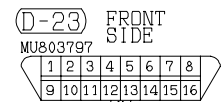
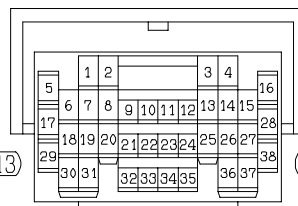
AUTO-CRUISE CONTROL SYSTEM <6G72, 6G74-MPI (L.H. drive vehicles)> (CONTINUED)

[Main Index](#)
[Group TOC](#)


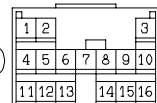
(E-13)



(E-113)

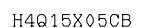


(E-115)

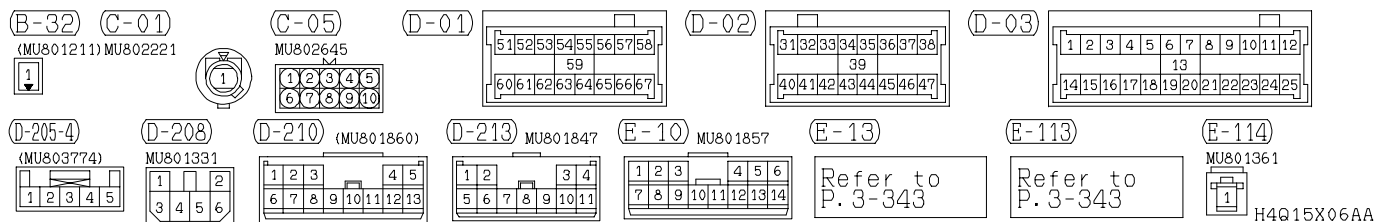


H4Q15X05CA

6



6G72, 6G74-MPI <R.H. drive vehicles>



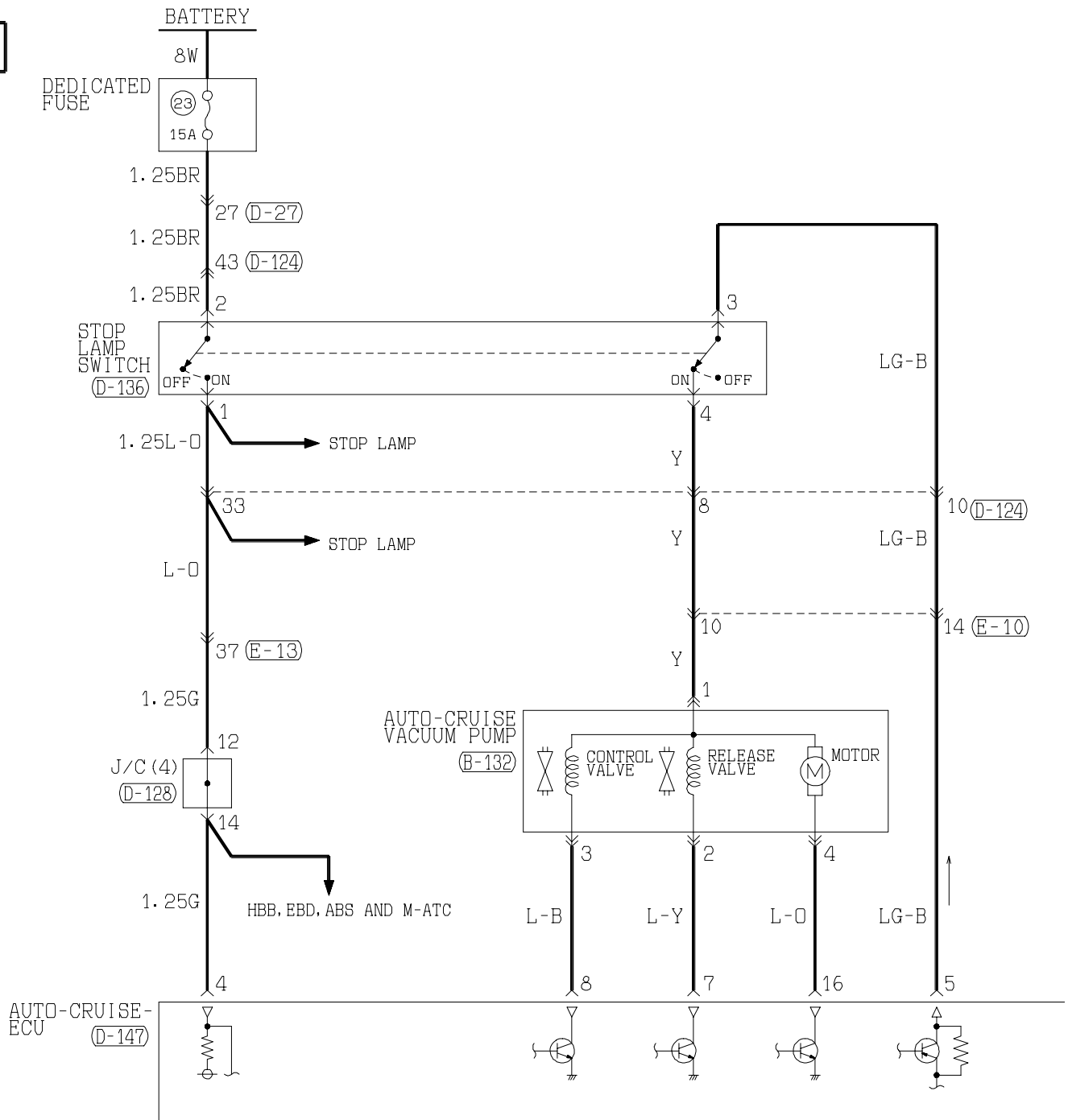


H4Q15X06AB

AUTO-CRUISE CONTROL SYSTEM <6G72, 6G74-MPI (R.H. drive vehicles)> (CONTINUED)

[Main Index](#)
[Group TOC](#)

3



(B-102)
(MU802724)

1	2	3	4
---	---	---	---

(B-132)
(MU802605)

1	2
3	4

(D-27)

Refer to
P. 3-343

(D-120) (MU803781)

41	42	43	JAE	44	45	46
47	48	49	50	51	52	53
54	55	56	57	58	59	60
61	62	63	64	65	66	

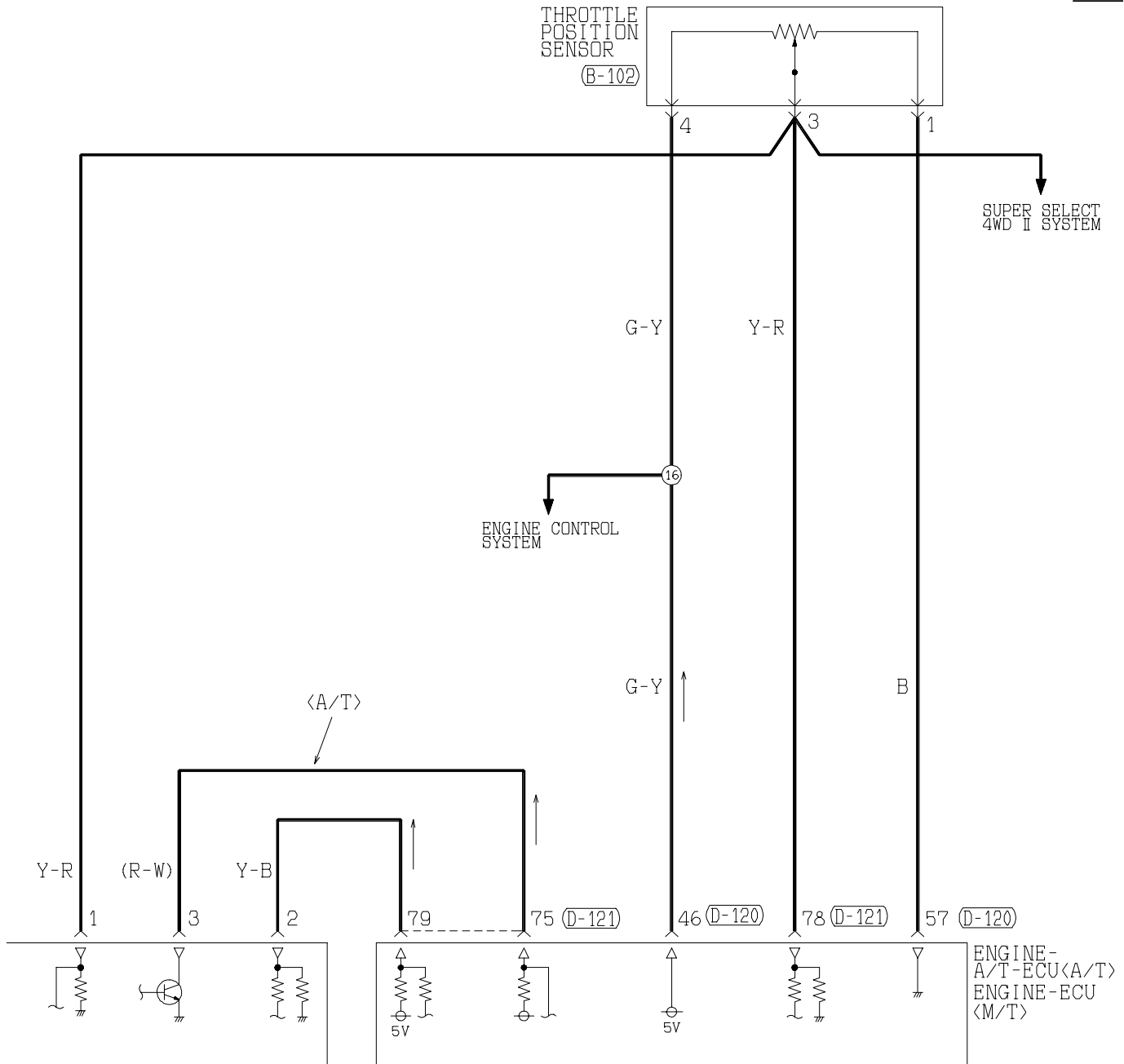
(D-121) (MU803782)

71	72	73	74	JAE	75	76	77
78	79	80	81	82	83	84	85
86	87	88	89	90	91	92	93
94	95	96	97	98			

(D-124)

Refer to
P. 3-343

4



(D-128)

1	2	3	4	5	6	7	8	9	10	11
12	13	14	15	16	17	18	19	20	21	22
23	24	25	26	27	28	29	30	31	32	33

(D-136)

MU801491

1	2
3	4

(D-147)

(MU801584)

1	2	3	4	5	6	7	8
9	10	11	12	13	14	15	16

(E-10)

MU801857

1	2	3	4	5	6
7	8	9	10	11	12
13	14	15	16	17	18

(E-13)

Refer to
P. 3-343

Wire colour code

B : Black LG : Light green
BR : Brown O : Orange

G : Green GR : Gray

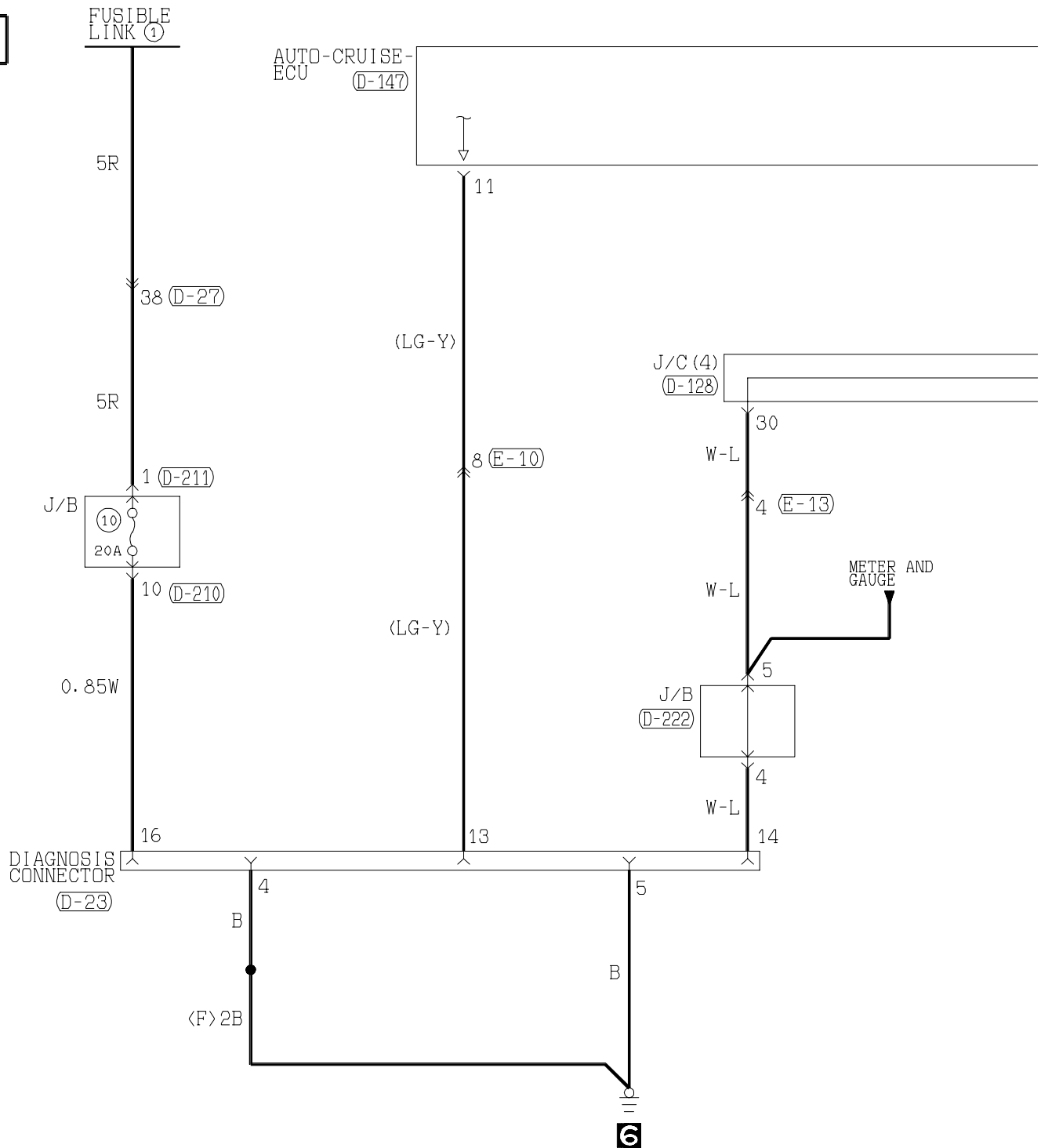
L : Blue R : Red

W : White P : Pink

Y : Yellow V : Violet

SB : Sky blue

AUTO-CRUISE CONTROL SYSTEM <6G72, 6G74-MPI (R.H. drive vehicles)> (CONTINUED)

[Main Index](#)
[Group TOC](#)


(C-09)
(MU802723)

1	2	3
4	5	6

(D-14)
MU801335

1	2	3	4
5	6	7	8
9	10	11	12

(D-23) FRONT SIDE
MU803797

1	2	3	4	5	6	7	8
9	10	11	12	13	14	15	16

(D-27)
Refer to
P.3-343

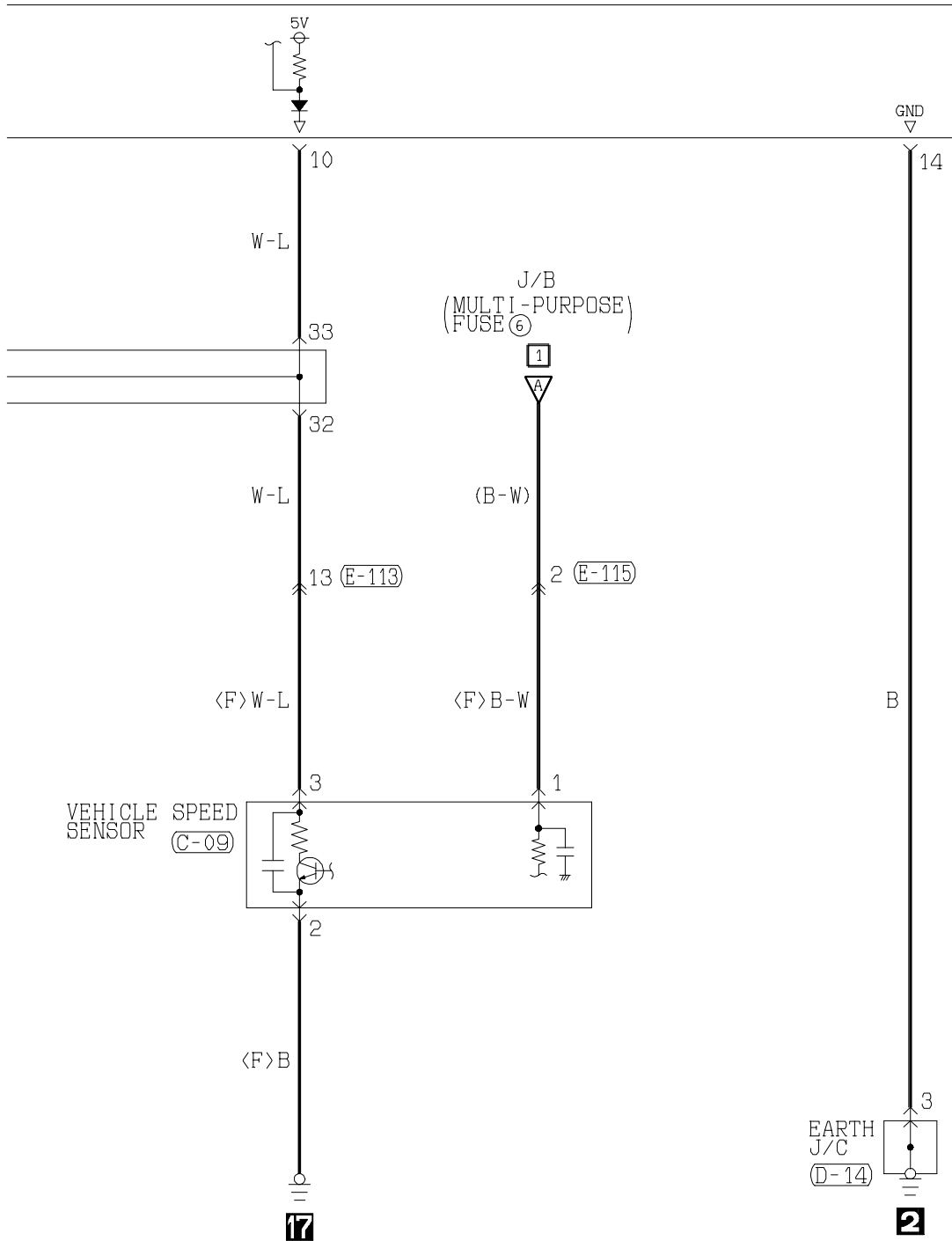
(D-128)

1	2	3	4	5	6	7	8	9	10	11
12	13	14	15	16	17	18	19	20	21	22
23	24	25	26	27	28	29	30	31	32	33

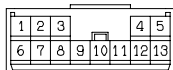
(D-147) (MU801584)

1	2	3	4	5	6	7	8
9	10	11	12	13	14	15	16

6



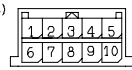
(D-210) (MU801860)



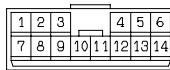
(D-211) (MU801403)



(D-222) (MU801514)



(E-10) MU801857



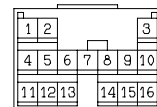
(E-13)

Refer to
P. 3-343

(E-113)

Refer to
P. 3-343

(E-115)



Wire colour code

B : Black LG : Light green

G : Green GR : Gray

L : Blue R : Red

W : White P : Pink

Y : Yellow V : Violet

SB : Sky blue

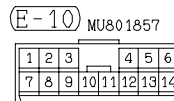
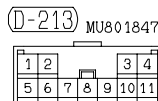
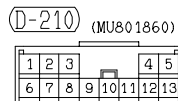
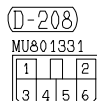
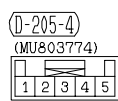
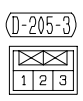
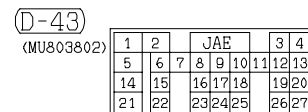
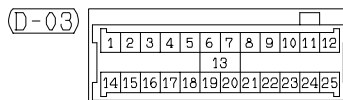
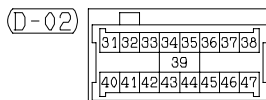
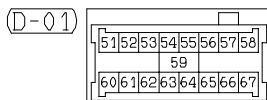
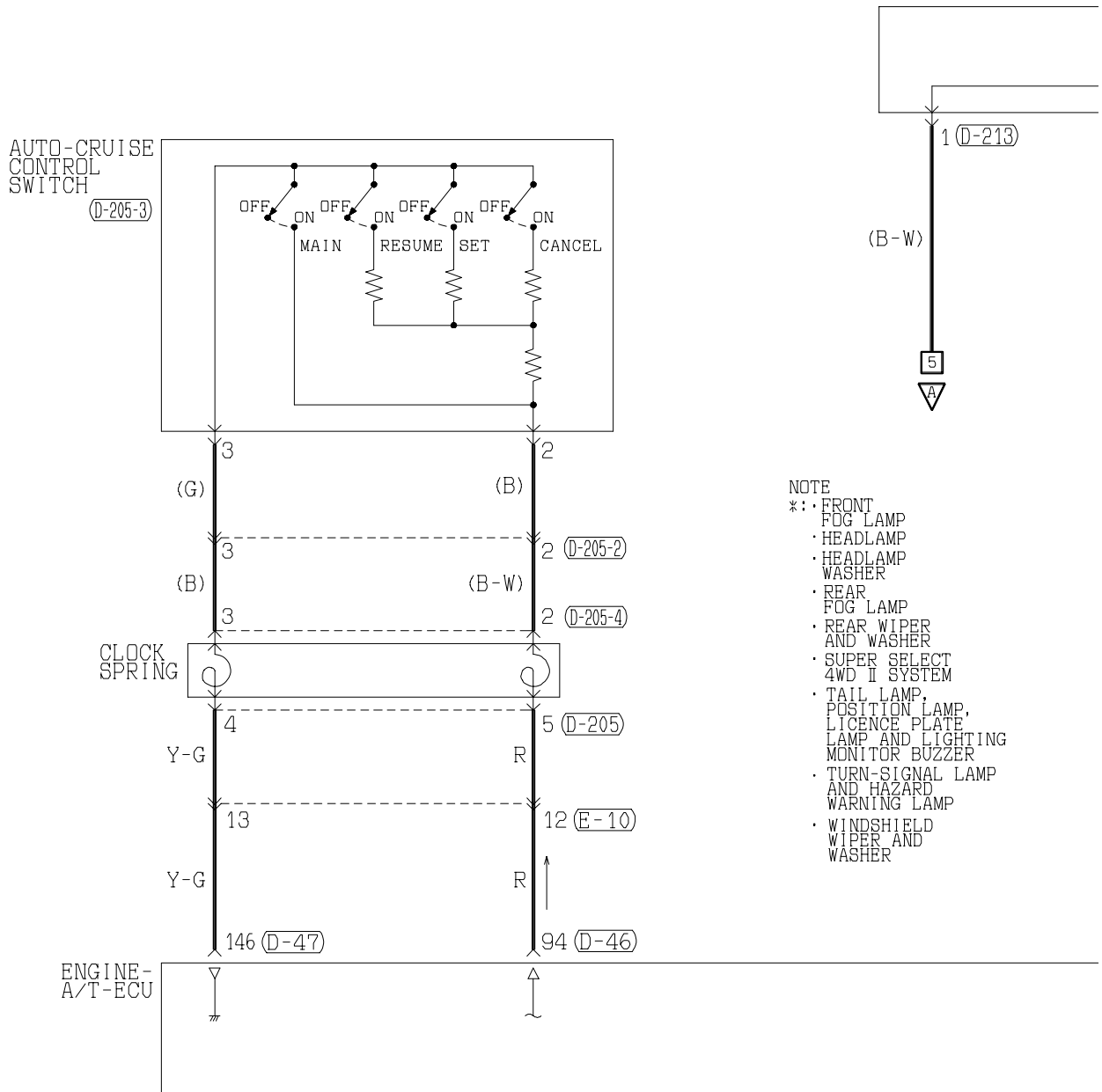
AUTO-CRUISE CONTROL SYSTEM

6G75-MPI <L.H. drive vehicles>

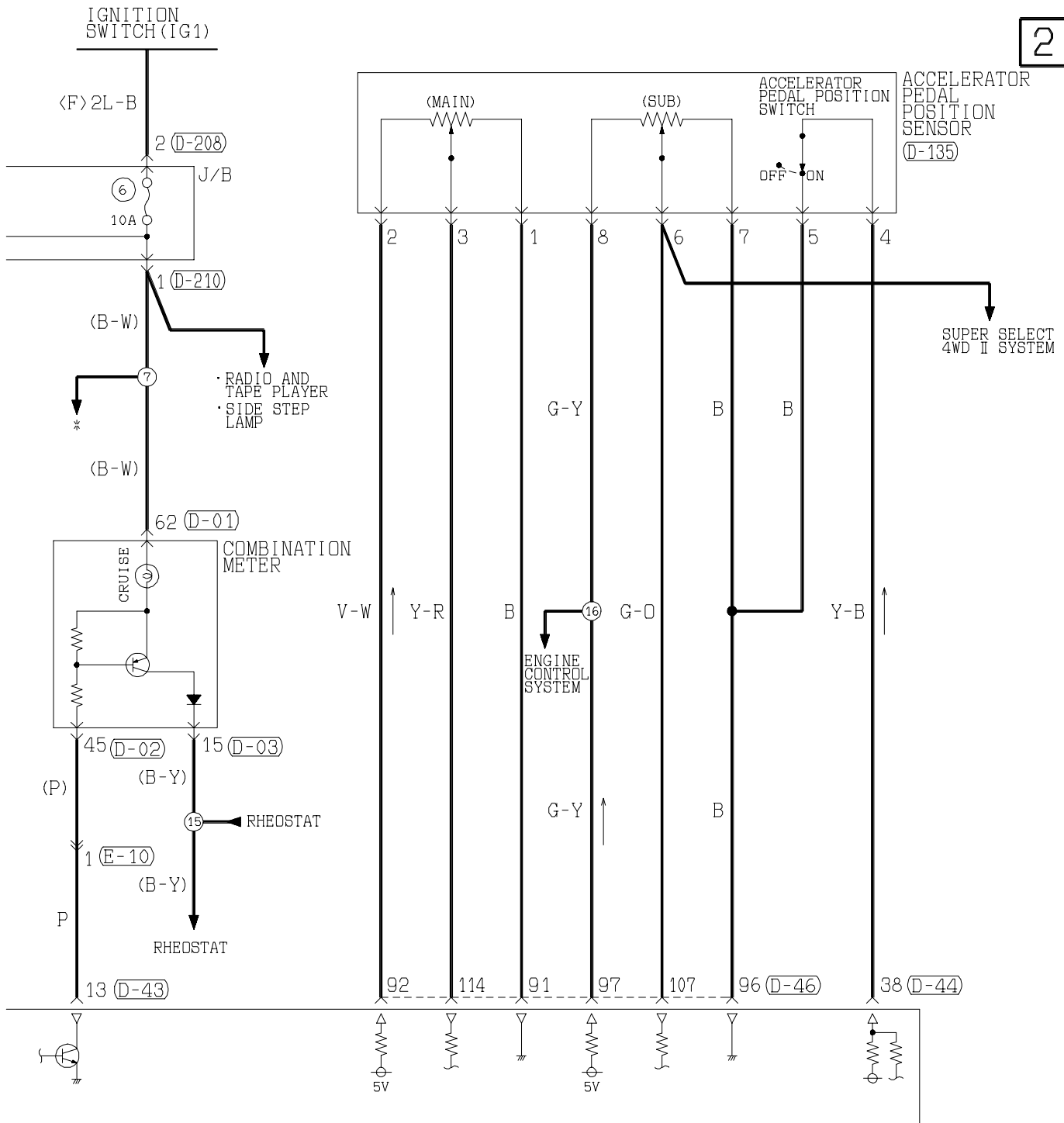
Main
Index

Group
TOC

1



2



(D-44)

(MU803803)

31	32	JAE	33	34
35	36	37	38	39
40	41	42	43	44
45	46	47	48	49
50	51	52	53	54
55	56	57	58	

(D-46)

(MU803805)

91	92	JAE	93	94	95
96	97	98	99	100	101
102	103	104	105	106	107
108	109	110	111	112	113
114	115	116	117	118	119
120					

(D-47)

(MU803801)

121	122	JAE	123	124
125	126	127	128	129
130	131	132	133	134
135	136	137	138	139
140	141	142	143	144
145	146			

(D-135)

(MU802073)

1	2	3	4	5	6	7	8
---	---	---	---	---	---	---	---

(D-205)

(MU802073)

1	2	3	4	5	6
---	---	---	---	---	---

Wire colour code

B:Black LG:Light green

G:Green GR:Gray

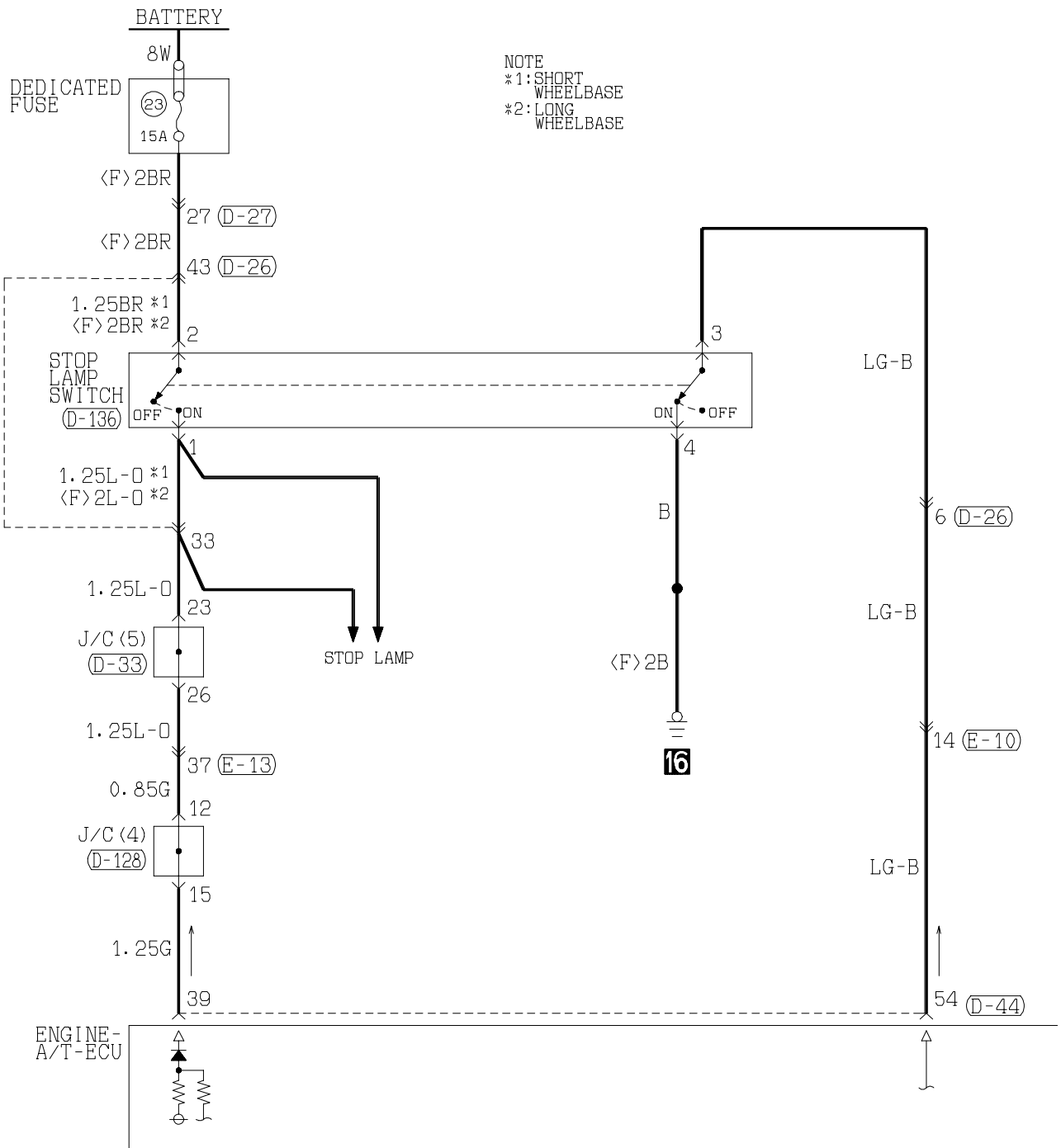
L:Blue R:Red

W:White P:Pink

Y:Yellow V:Violet

SB:Sky blue

AUTO-CRUISE CONTROL SYSTEM <6G75-MPI (L.H. drive vehicles)> (CONTINUED)

[Main Index](#)
[Group TOC](#)
3

(B-102)

(D-26)

 Refer to
P. 3-343

(D-27)

 Refer to
P. 3-343

(D-33)

1	2	3	4	5	6	7	8	9	10	11
12	13	14	15	16	17	18	19	20	21	22
23	24	25	26	27	28	29	30	31	32	33

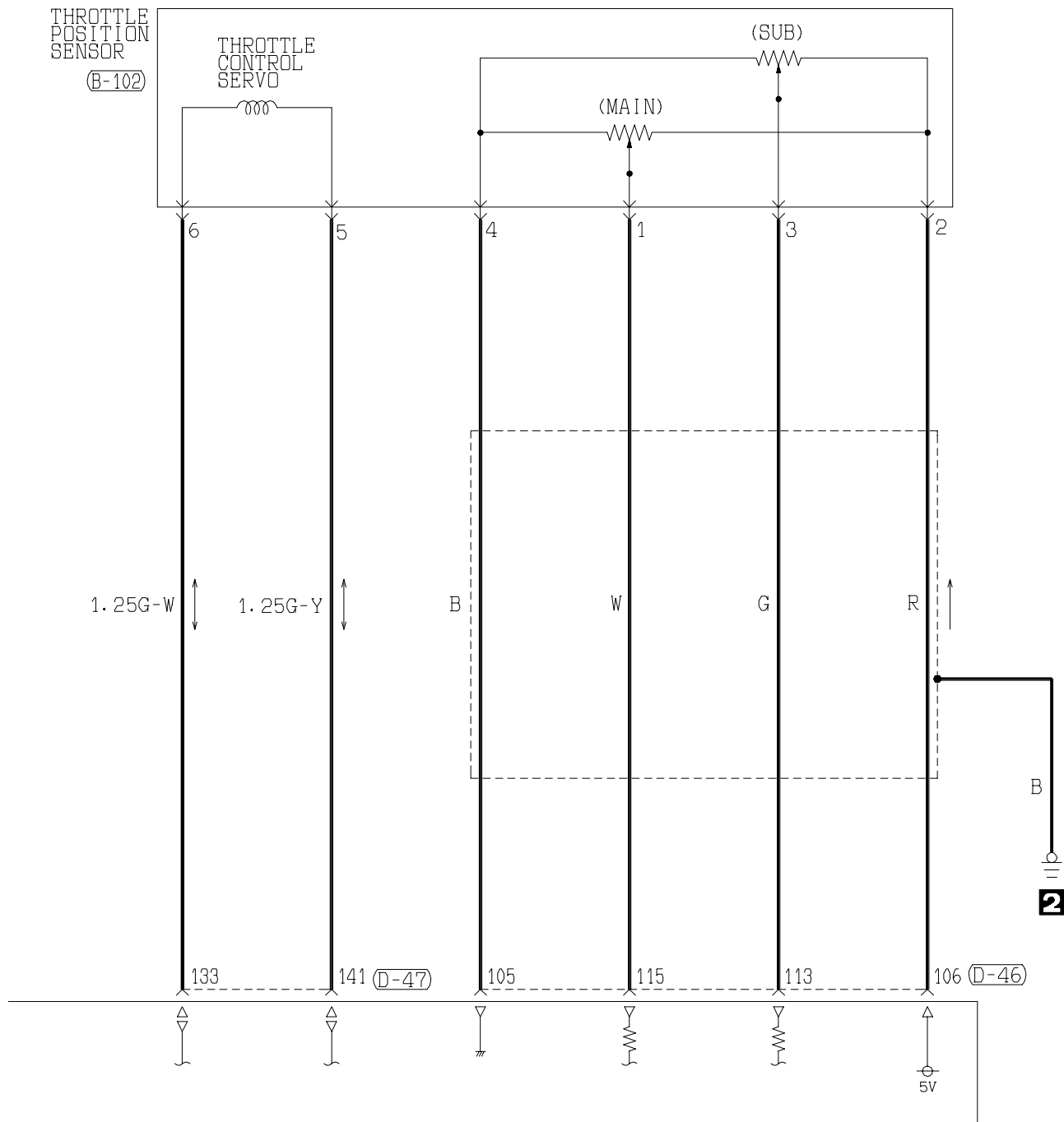
(D-128)

1	2	3	4	5	6	7	8	9	10	11
12	13	14	15	16	17	18	19	20	21	22
23	24	25	26	27	28	29	30	31	32	33

(D-136)

MU801491			
1	2		
3	4		

4



(D-44)

(MU803803)

31	32	JAE	33	34
35	36	37	38	39
40	41	42	43	44
45	46	47	48	49
50	51	52	53	54
55	56	57	58	

(D-46)

(MU803805)

91	92	JAE	93	94	95
96	97	98	99	100	101
102	103	104	105	106	107
108	109	110	111	112	113
114	115	116	117	118	119
120					

(D-47)

(MU803801)

121	122	JAE	123	124
125	126	127	128	129
130	131	132	133	134
135	136	137	138	139
140	141	142	143	144
145	146			

(E-10)

MU801857

1	2	3	4	5	6
7	8	9	10	11	12
13	14				

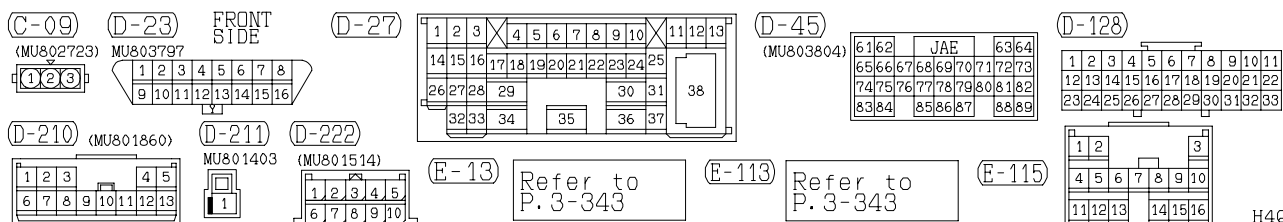
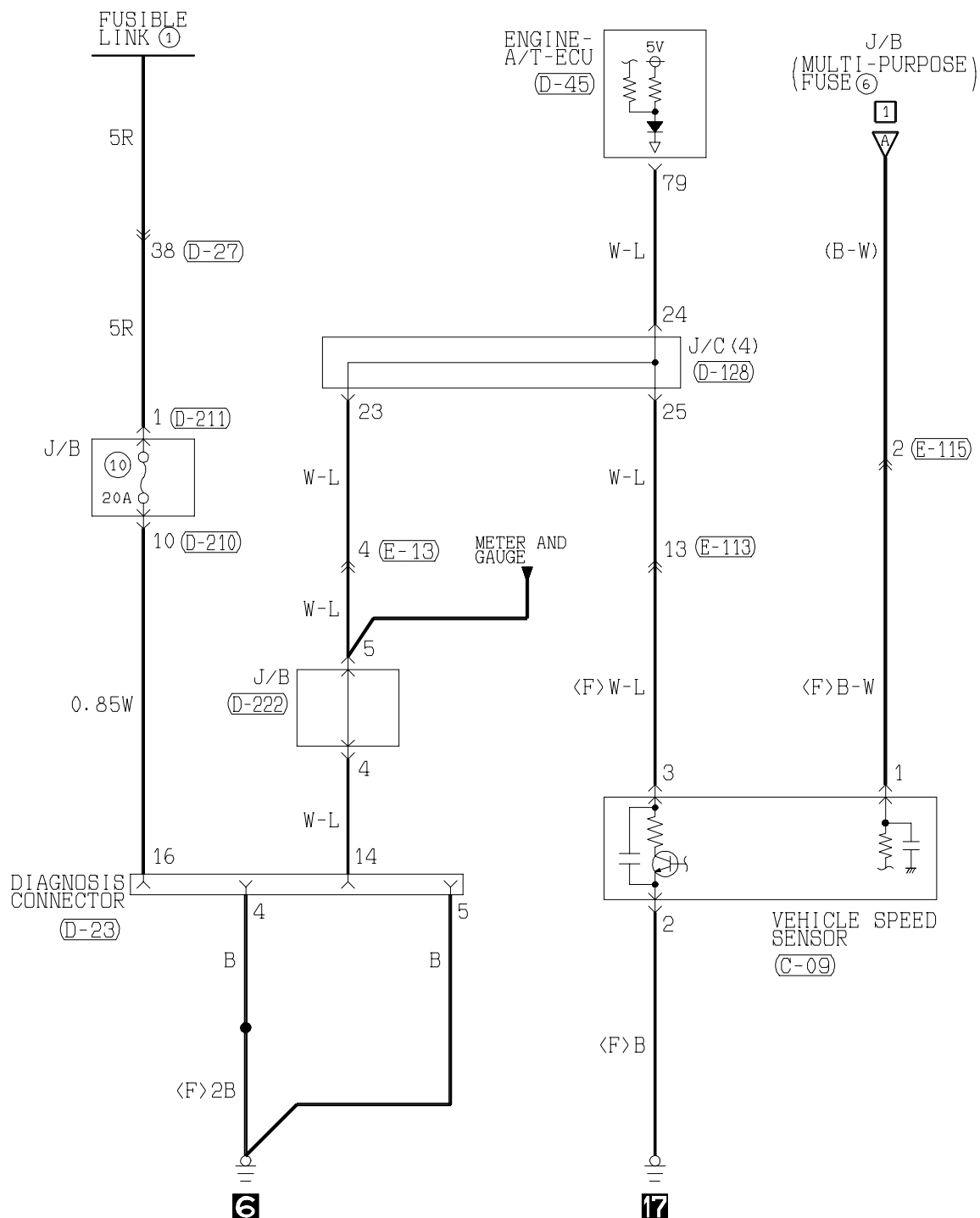
(E-13)

Refer to
P.3-343

Wire colour code

B :Black L G:Light green G :Green L :Blue W :White Y :Yellow SB:Sky blue
 BR:Brown O :Orange GR:Gray R :Red P :Pink V :Violet

5



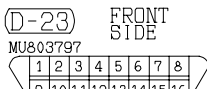
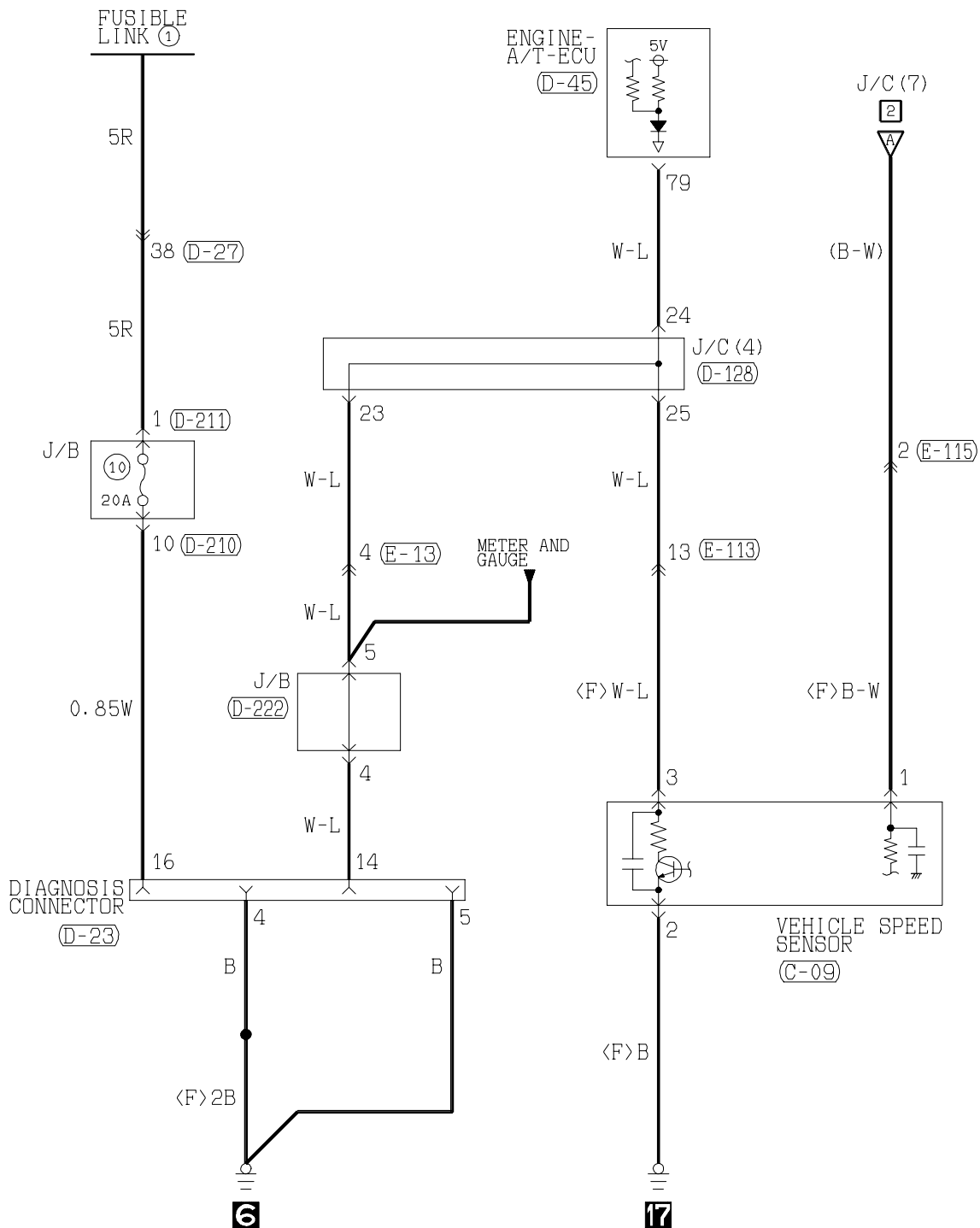
AUTO-CRUISE CONTROL SYSTEM

6G75-MPI <R.H. drive vehicles>

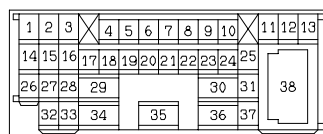
Main
Index

Group
TOC

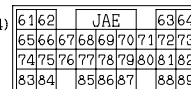
1



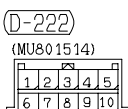
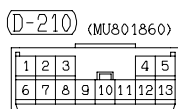
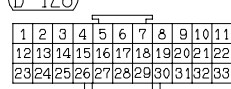
(D-27)



(D-45)
(MU803804)



(D-128)



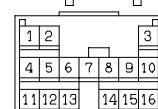
(E-13)

Refer to
P. 3-343

(E-113)

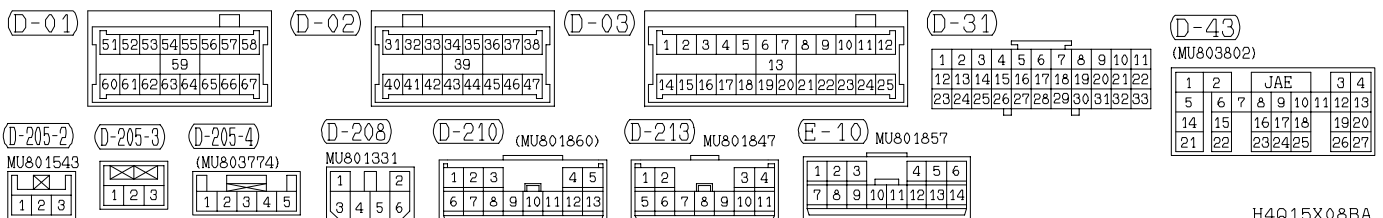
Refer to
P. 3-343

(E-115)

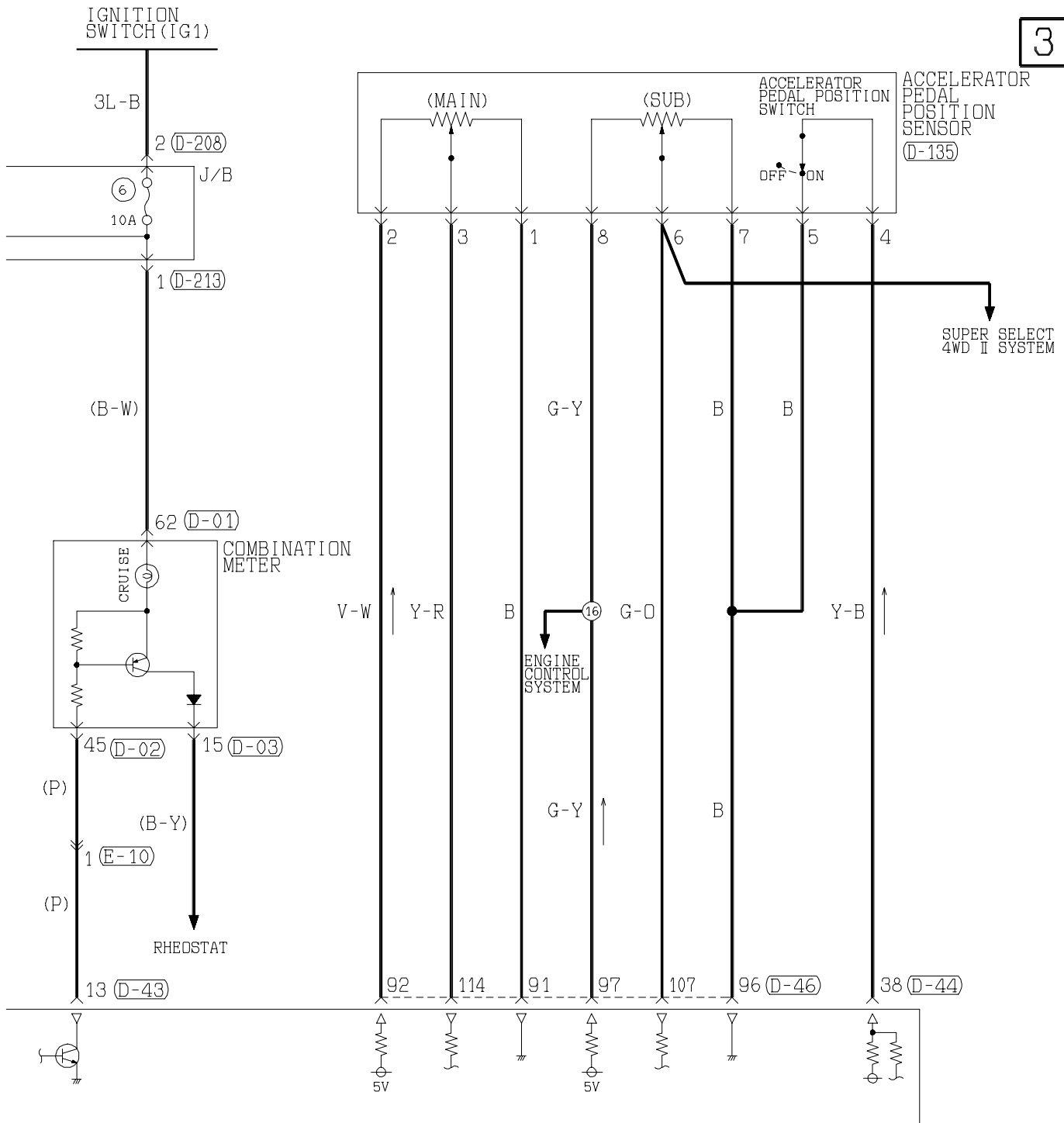


H4Q15X08AA

2



3



(D-44)

(MU803803)

31	32	JAE	33	34
35	36	37	38	39
40	41	42	43	44
45	46	47	48	49
50	51	52	53	54
55	56	57	58	

(D-46)

(MU803805)

91	92	JAE	93	94	95
96	97	98	99	100	101
102	103	104	105	106	107
108	109	110	111	112	113
114	115	116	117	118	119
120					

(D-47)

(MU803801)

121	122	JAE	123	124
125	126	127	128	129
130	131	132	133	134
135	136	137	138	139
140	141	142	143	144
145	146			

(D-135)

(MU802073)

1	2	3	4	5	6	7	8
---	---	---	---	---	---	---	---

(D-205)

(MU802073)

1	2	3	4	5	6
---	---	---	---	---	---

Wire colour code

B : Black LG : Light green

G : Green GR : Gray

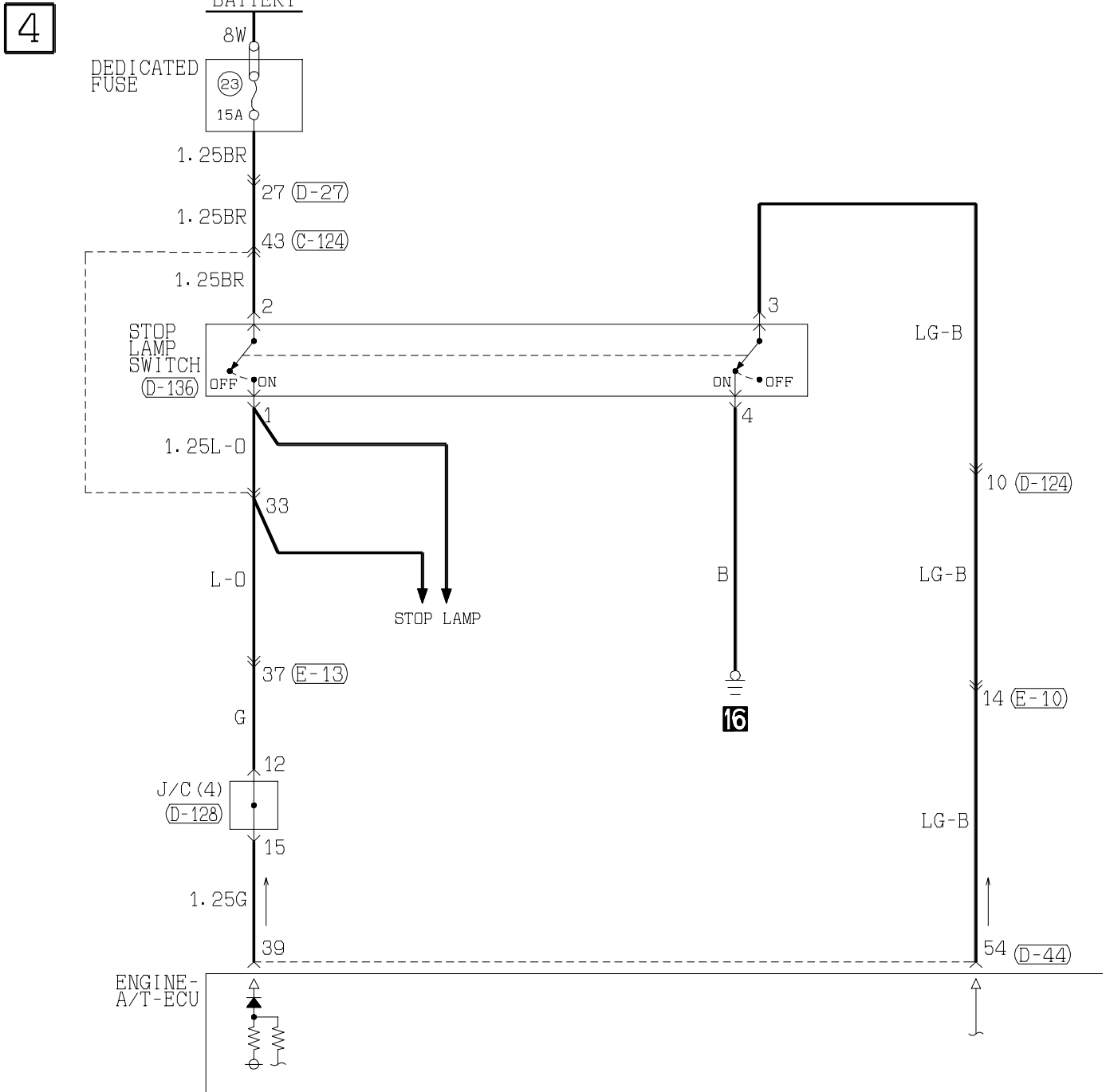
L : Blue R : Red

W : White P : Pink

Y : Yellow V : Violet

SB : Sky blue

AUTO-CRUISE CONTROL SYSTEM <6G75-MPI (R.H. drive vehicles)> (CONTINUED)

[Main Index](#)
[Group TOC](#)


(B-102)



(D-27)

Refer to
P. 3-343

(D-124)

Refer to
P. 3-343

(D-128)

1	2	3	4	5	6	7	8	9	10	11
12	13	14	15	16	17	18	19	20	21	22
23	24	25	26	27	28	29	30	31	32	33

(D-136)

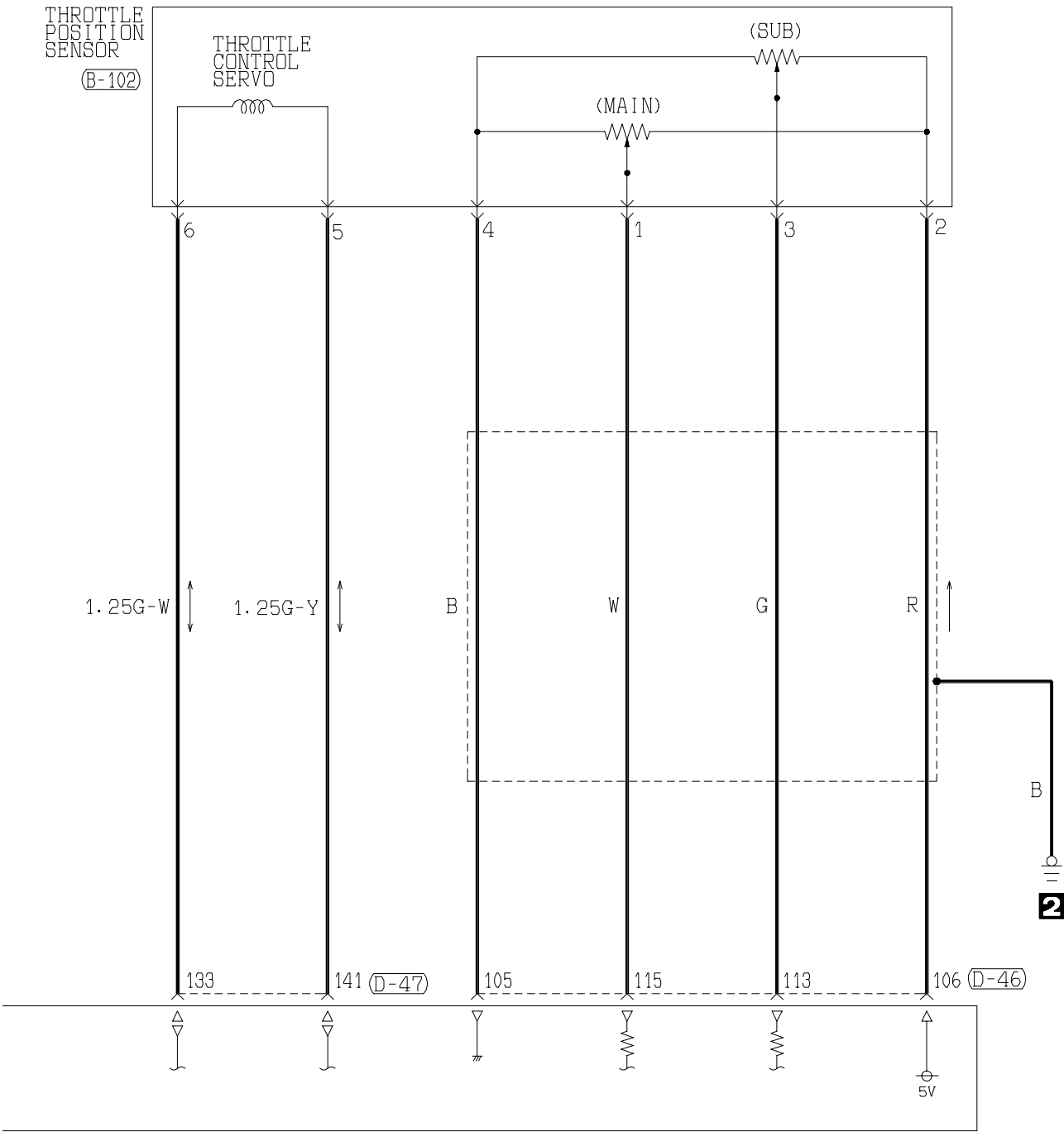
MU801491			
1	2		
3	4		

(D-44)

(MU803803)

31	32	JAE				33	34
35	36	37	38	39	40	41	42
43	44	45	46	47	48	49	50
51	52	53	54	55	56	57	58

5



(D-46)
(MU803805)

91	92	JAE	93	94	95
96	97	98	99	100	101
102	103	104	105	106	107
108	109	110	111	112	113
114	115	116	117	118	119
120					

(D-47)
(MU803801)

121	122	JAE	123	124
125	126	127	128	129
130	131	132	133	134
135	136	137	138	139
140	141	142	143	144
145	146			

(E-10) MU801857

1	2	3	4	5	6
7	8	9	10	11	12
13	14				

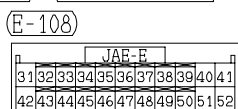
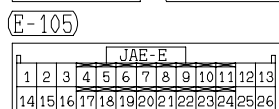
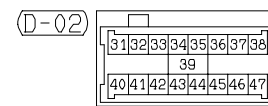
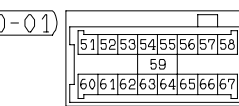
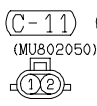
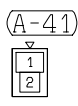
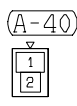
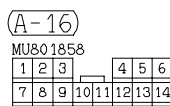
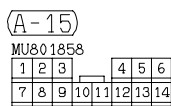
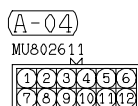
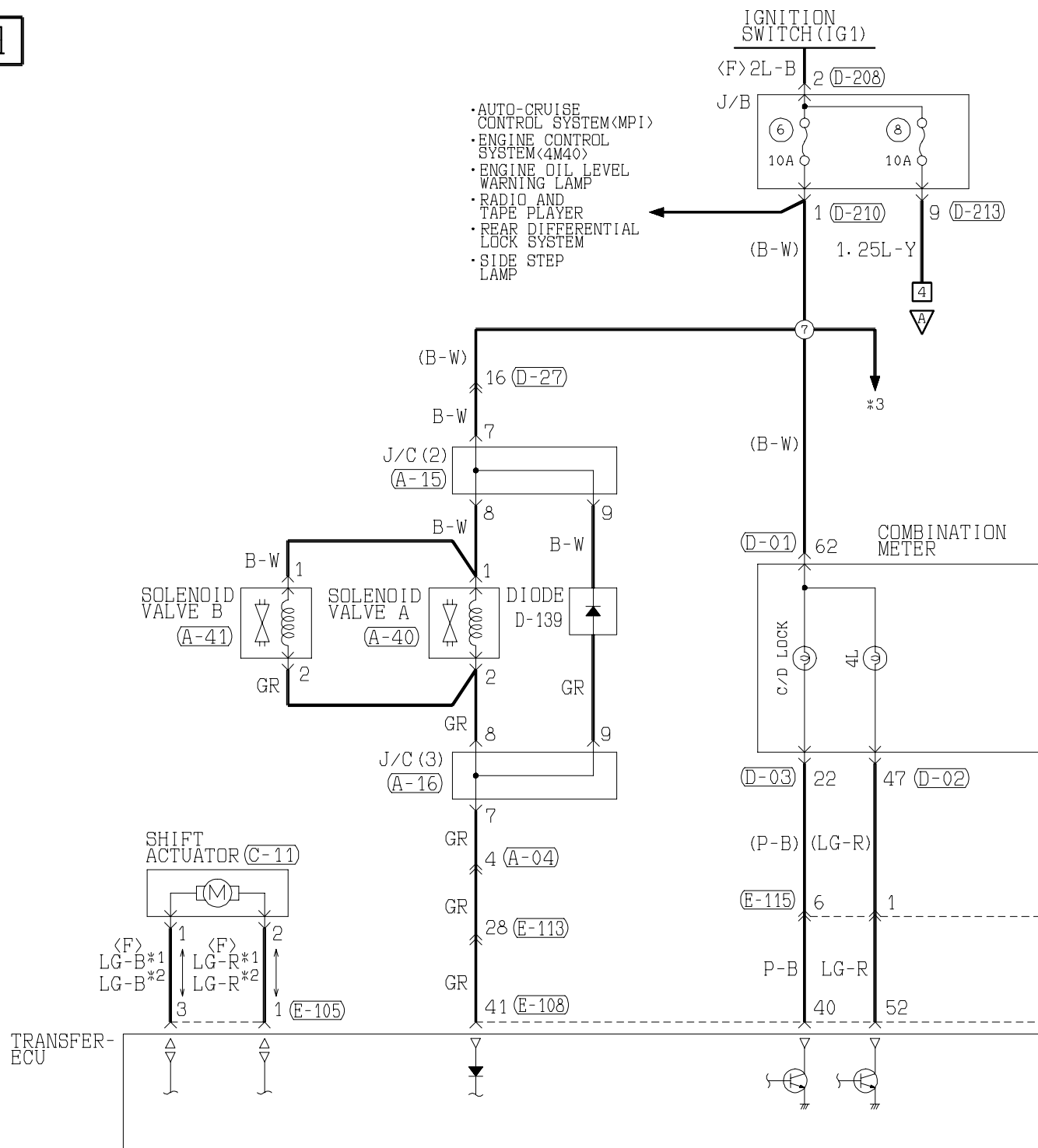
(E-13)

Refer to P.3-343

Wire colour code
B :Black LG:Light green G :Green L :Blue W :White Y :Yellow SB:Sky blue
BR:Brown O :Orange GR:Gray R :Red P :Pink V :Violet

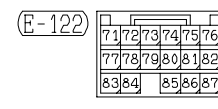
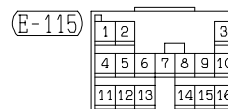
L.H. drive vehicles

1

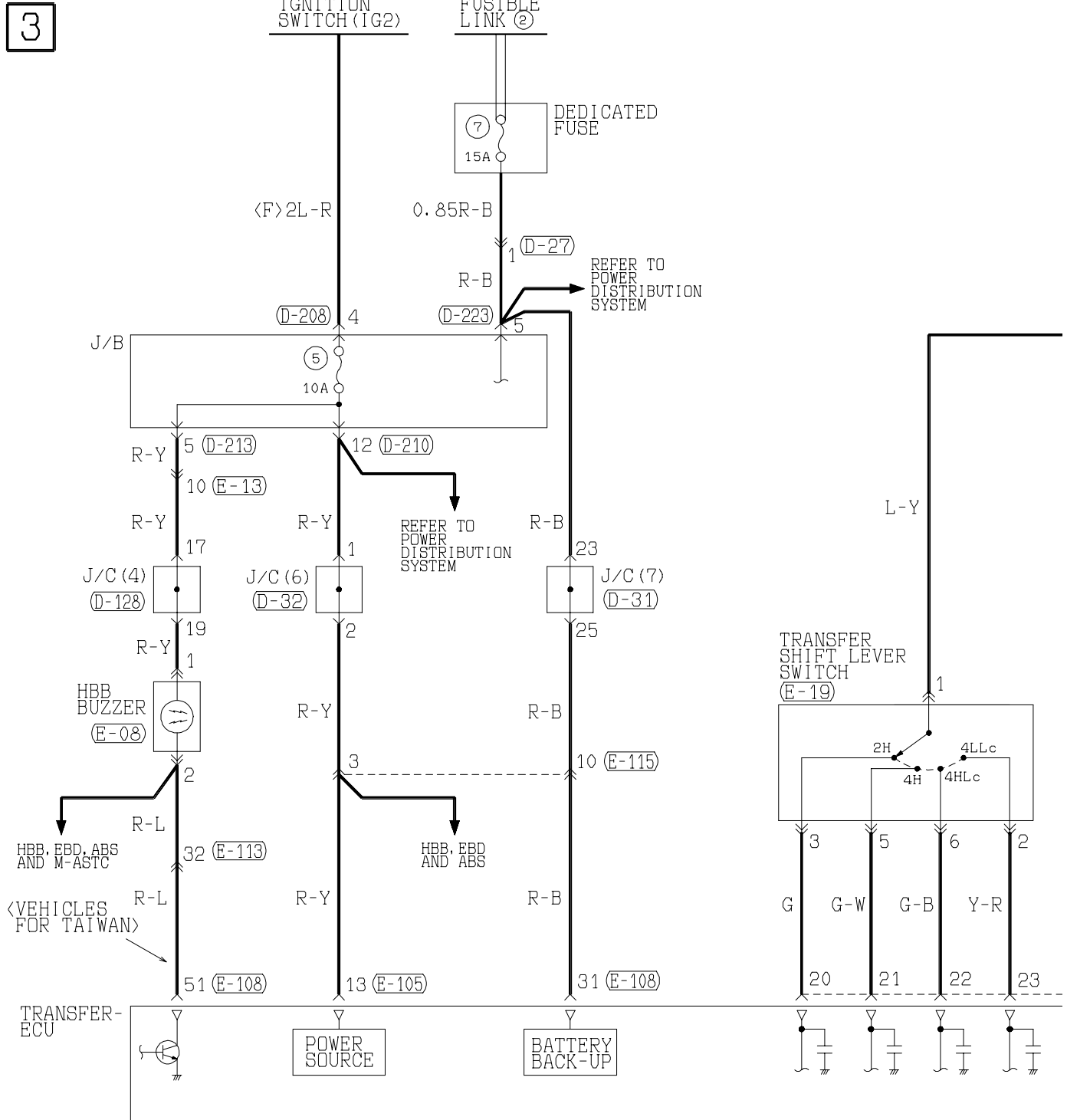
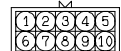


(E-113)

Refer to
P. 3-343



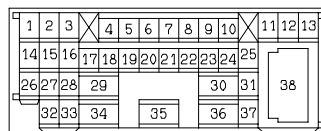
SUPER SELECT 4WD II SYSTEM <L.H. drive vehicles> (CONTINUED)

Main
IndexGroup
TOCC-05
MU802645E-19
MU801447C-08
(MU802348)

E-105

C-17
MU802337

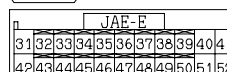
D-27



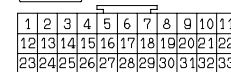
D-31



E-108



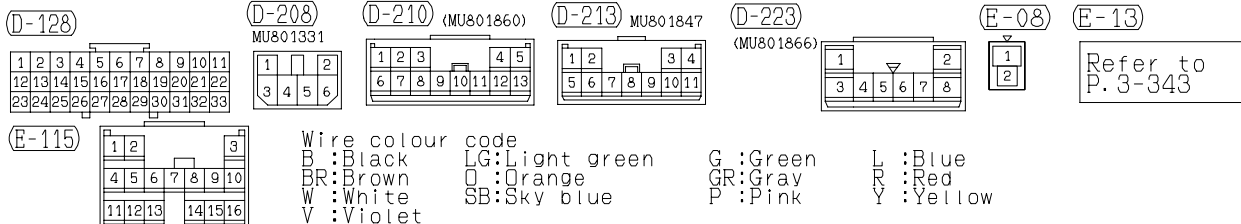
D-32



E-113

Refer to
P. 3-343

4



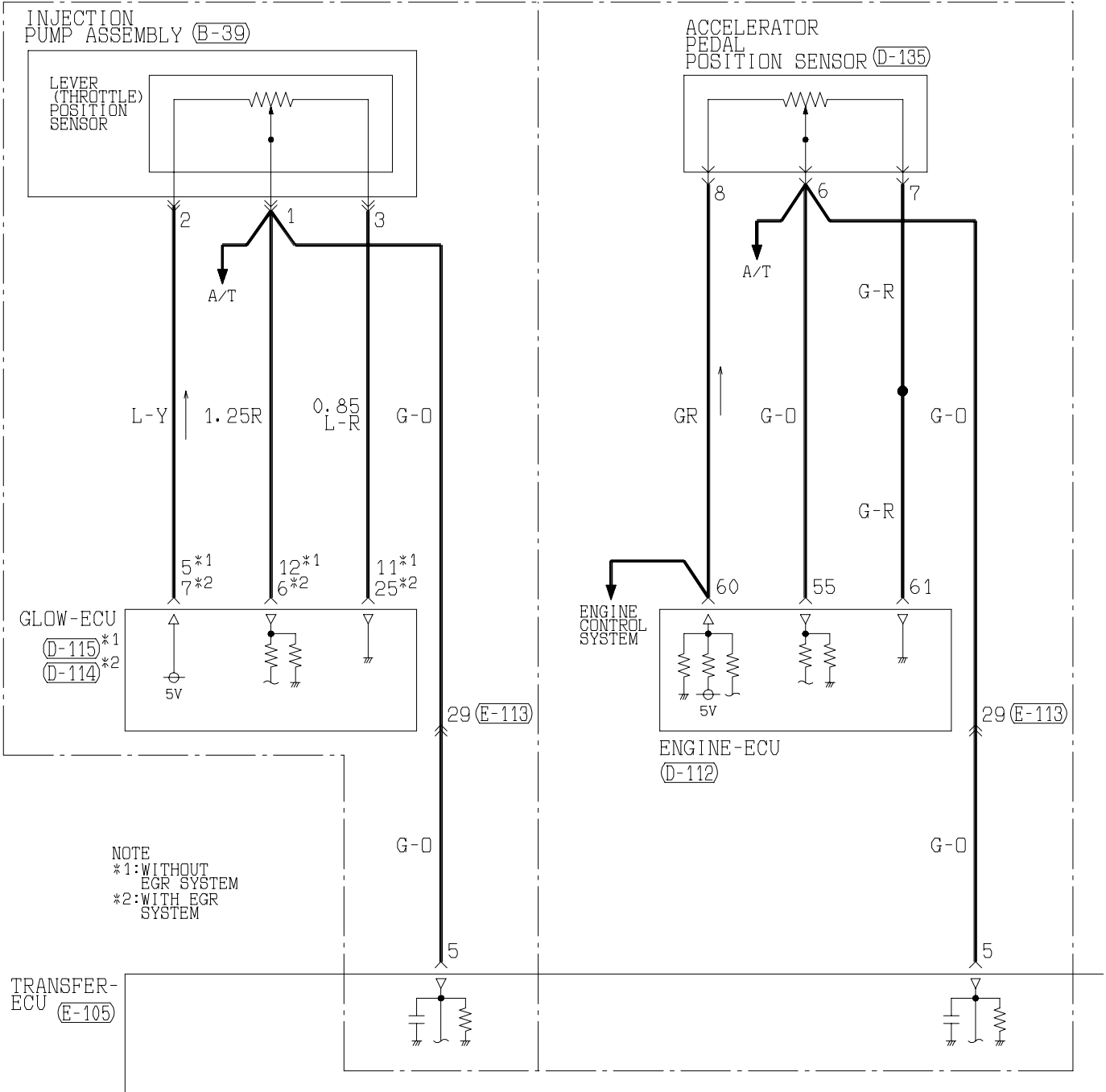
SUPER SELECT 4WD II SYSTEM <L.H. drive vehicles> (CONTINUED)

Main
IndexGroup
TOC

5

<4M40>

<4M41>



(B-39) MU802603

1	2
3	

(B-102) (MU802724)

1	2	3	4
---	---	---	---

(D-46) (MU803805)

91	92	JAE	93	94	95
96	97	98	99	100	101
102	103	104			
105	106	107	108	109	110
111	112	113	114	115	116
117	118	119	120		

(D-112) JAE-E

51	52	53	54	55	56
57	58	59	60	61	62

(D-114) (MU801824)

1	2	3	4	5	6	7	8	9	10	11	12	13
14	15	16	17	18	19	20	21	22	23	24	25	26

(D-115)

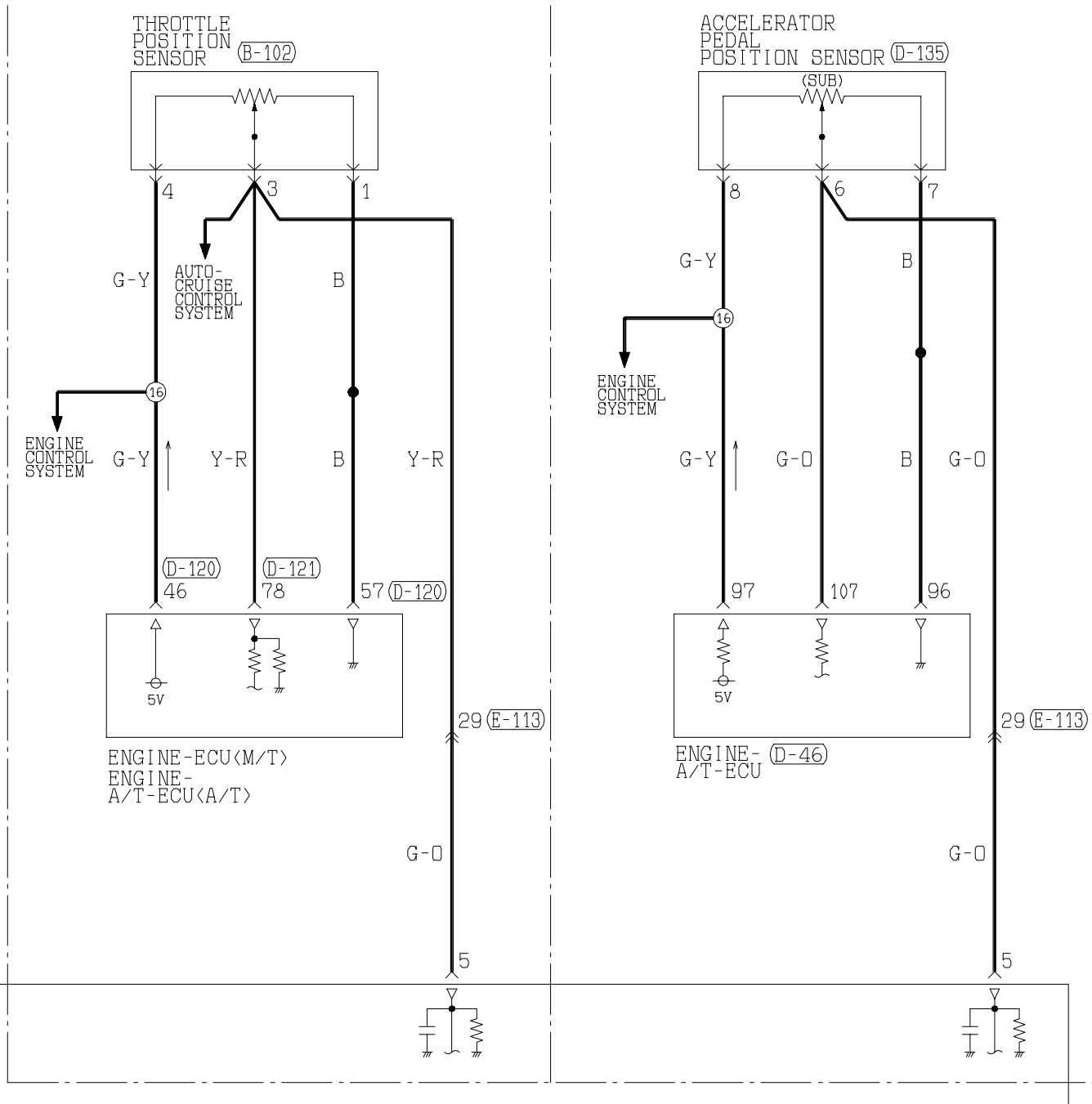
1	2	3	4	5	6
7	8	9	10	11	12
13					

(D-120) (MU803781)

41	42	43	JAE	44	45	46
47	48	49	50	51	52	53
54	55	56	57	58	59	60
61	62	63	64	65	66	

6

<6G75-MPI>



(D-121) (MU803782)

71	72	73	74	JAE					75	76	77
78	79	80	81	82	83	84	85	86	87	88	89
90	91		92	93	94		95	96		97	98

(D-135)

(MU802073)

E-105

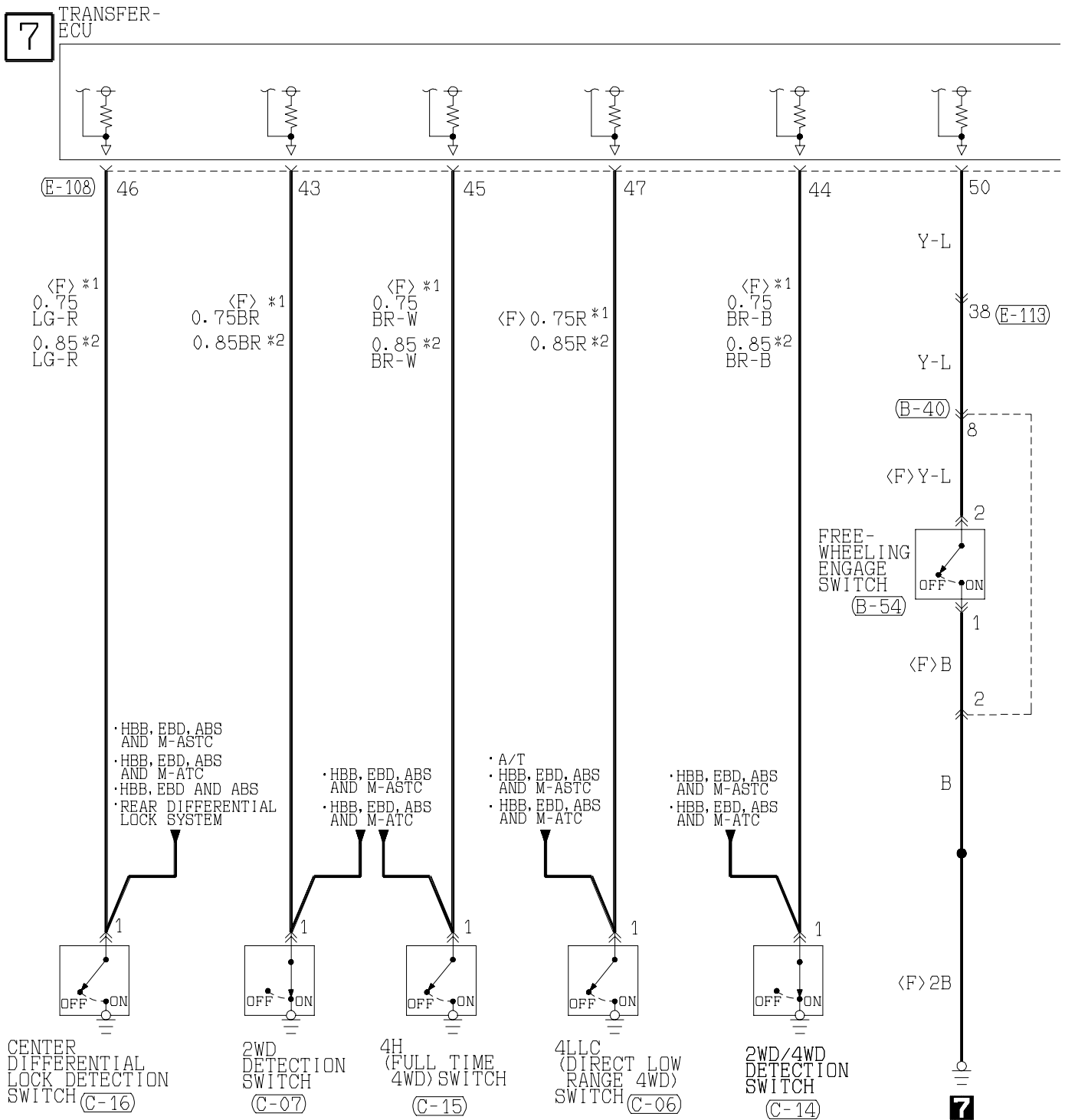
JAE-E												
1	2	3	4	5	6	7	8	9	10	11	12	13
14	15	16	17	18	19	20	21	22	23	24	25	26

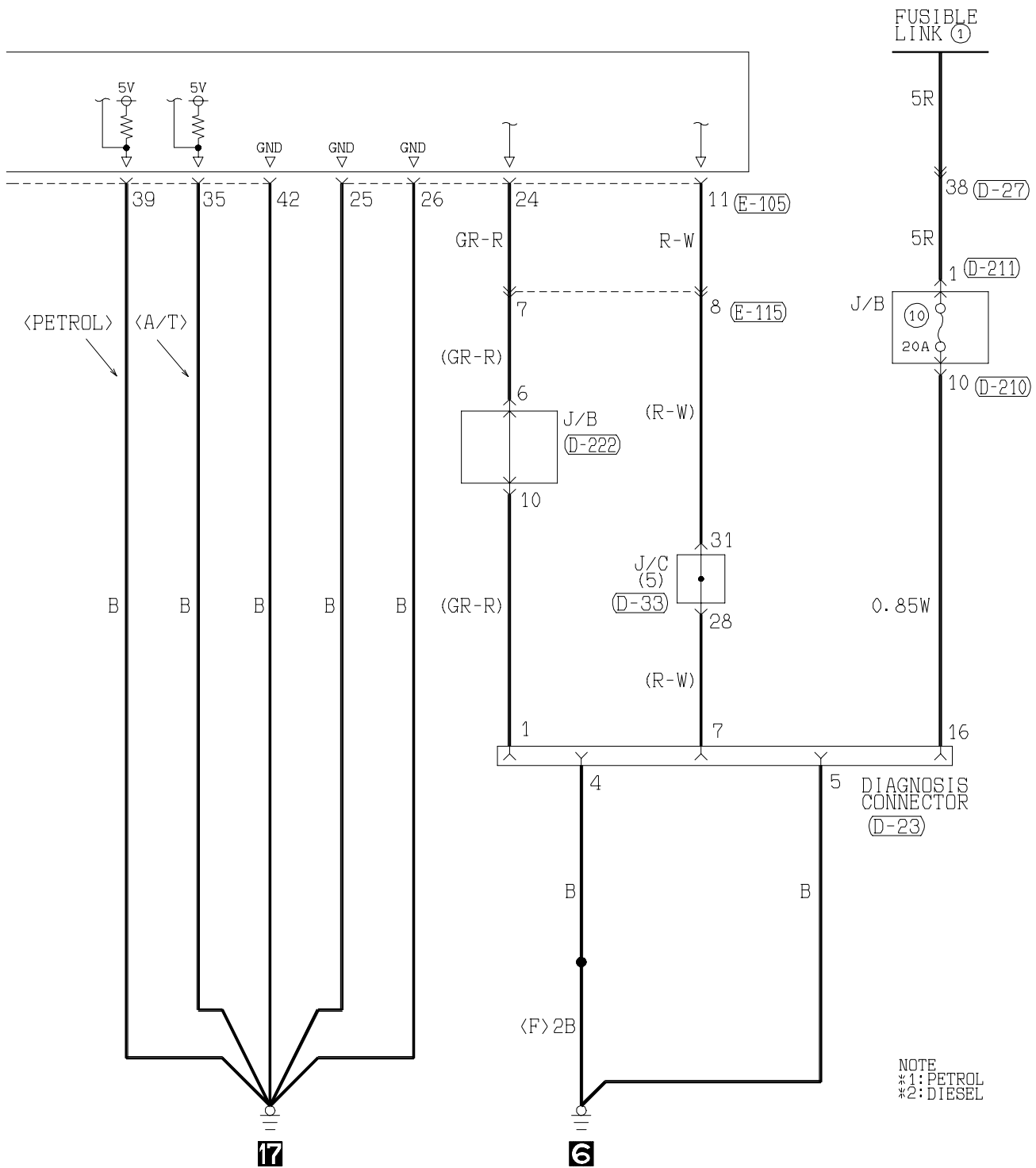
(E-113)

Refer to
P. 3-343

Wire colour code
B :Black LG:Light green G :Green L :Blue W :White Y :Yellow SB:Sky blue
BR:Brown O :Orange GR:Gray R :Red P :Pink V :Violet

SUPER SELECT 4WD II SYSTEM <L.H. drive vehicles> (CONTINUED)

Main
IndexGroup
TOC



(D-33)

1	2	3	4	5	6	7	8	9	10	11
12	13	14	15	16	17	18	19	20	21	22
23	24	25	26	27	28	29	30	31	32	33

(D-210) (MU801860)

1	2	3	4	5
6	7	8	9	10
11	12	13		

(D-211) MU801403

1

(D-222) (MU801514)

1	2	3	4	5
6	7	8	9	10

(E-105)

1	2	3	4	5	6	7	8	9	10	11	12	13
14	15	16	17	18	19	20	21	22	23	24	25	26

(E-108)

31	32	33	34	35	36	37	38	39	40	41
42	43	44	45	46	47	48	49	50	51	52

Wire colour code

B :Black LG:Light green
BR:Brown O :Orange

G :Green GR:Gray

L :Blue R :Red

W :White P :Pink

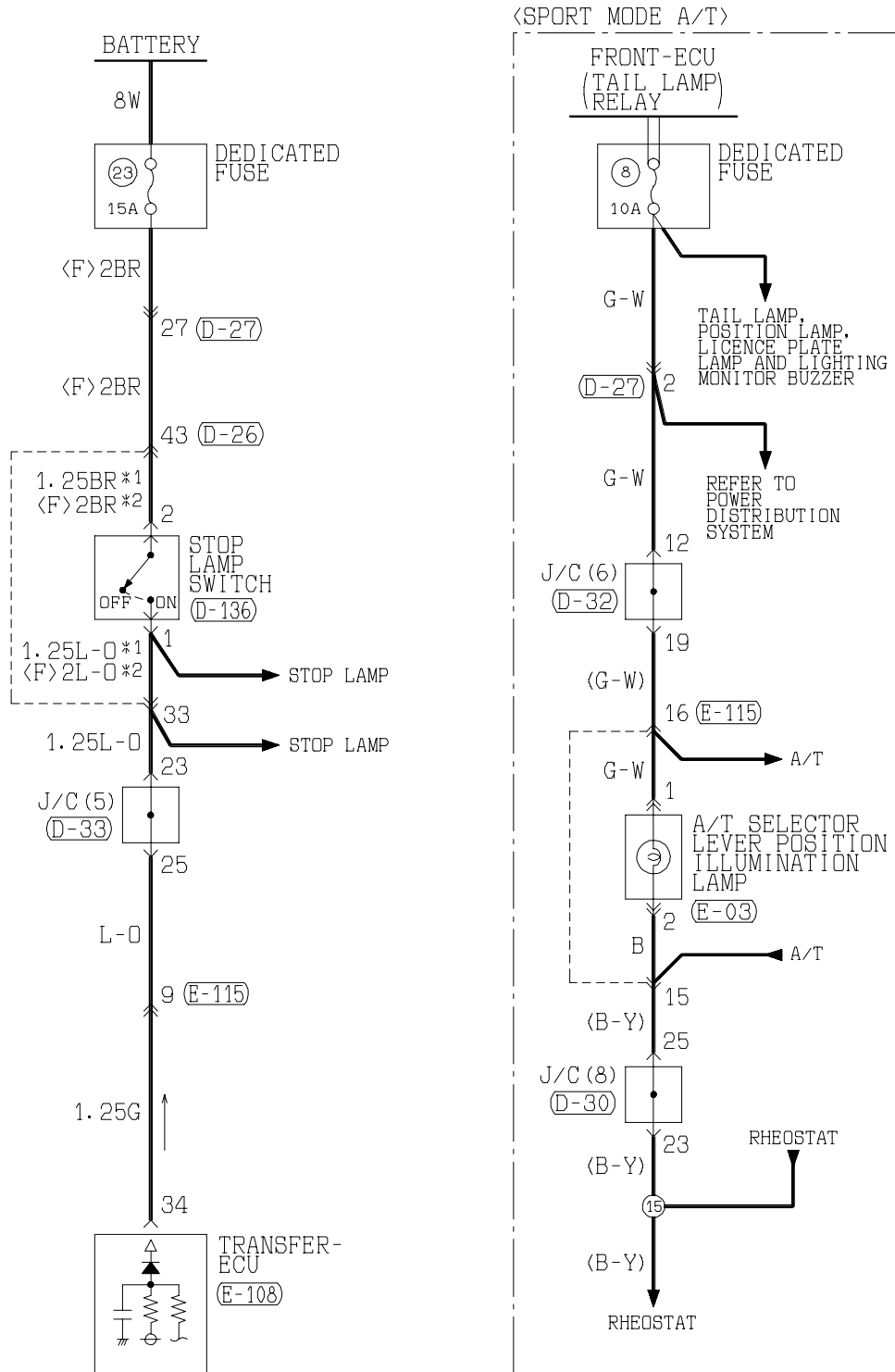
Y :Yellow V :Violet

SB:Sky blue

SUPER SELECT 4WD II SYSTEM <L.H. drive vehicles> (CONTINUED)

Main
IndexGroup
TOC


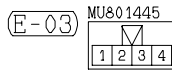
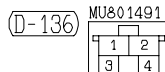
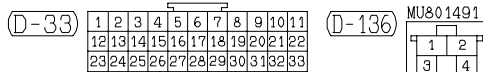
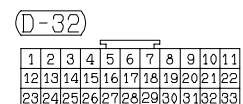
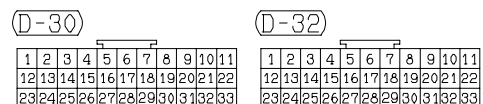
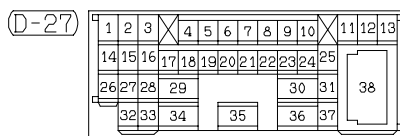
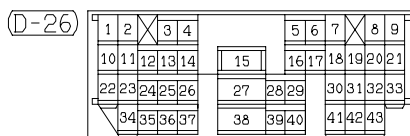
9



NOTE

*1: SHORT
WHEELBASE

*2: LONG
WHEELBASE



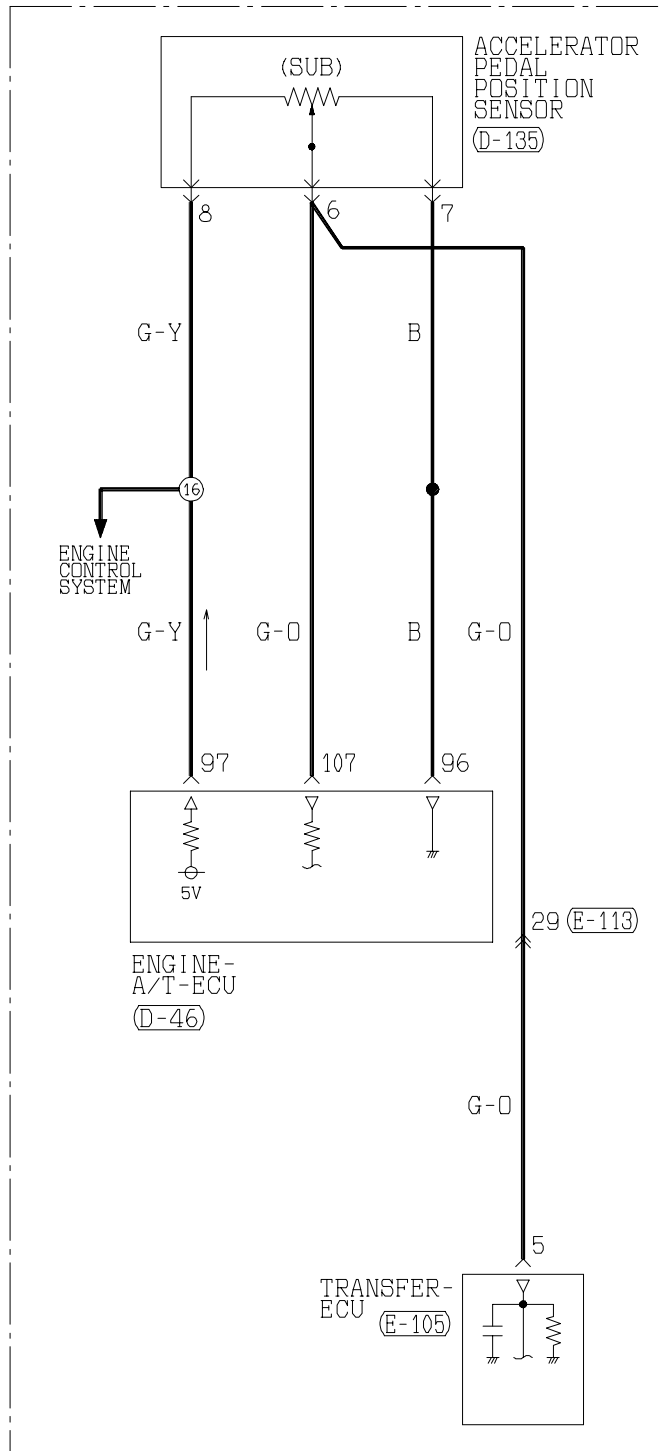
H4Q15X09EA

SUPER SELECT 4WD II SYSTEM

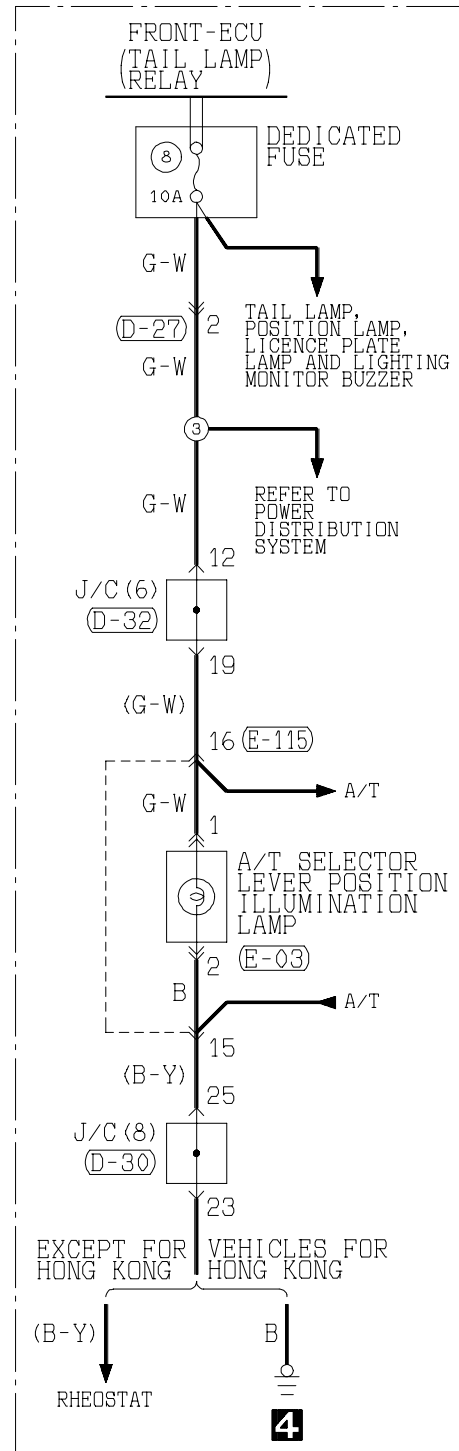
R.H. drive vehicles

Main
IndexGroup
TOC

<6G75-MPI>



<SPORT MODE A/T>



(D-27)

Refer to
P.3-343

(D-30)

1	2	3	4	5	6	7	8	9	10	11
12	13	14	15	16	17	18	19	20	21	22
23	24	25	26	27	28	29	30	31	32	33

(D-32)

1	2	3	4	5	6	7	8	9	10	11
12	13	14	15	16	17	18	19	20	21	22
23	24	25	26	27	28	29	30	31	32	33

(D-46)

(MU803805)

91	92	JAE	93	94	95
96	97	98	99	100	101
102	103	104	105	106	107
108	109	110	111	112	113
114	115	116	117	118	119
120					

(D-135)

(MU802073)

1	2	3	4	5	6	7	8
---	---	---	---	---	---	---	---

(E-03)

MU801445

1	2	3	4
---	---	---	---

(E-105)

1	2	3	4	5	6	7	8	9	10	11	12	13
14	15	16	17	18	19	20	21	22	23	24	25	26

(E-113)

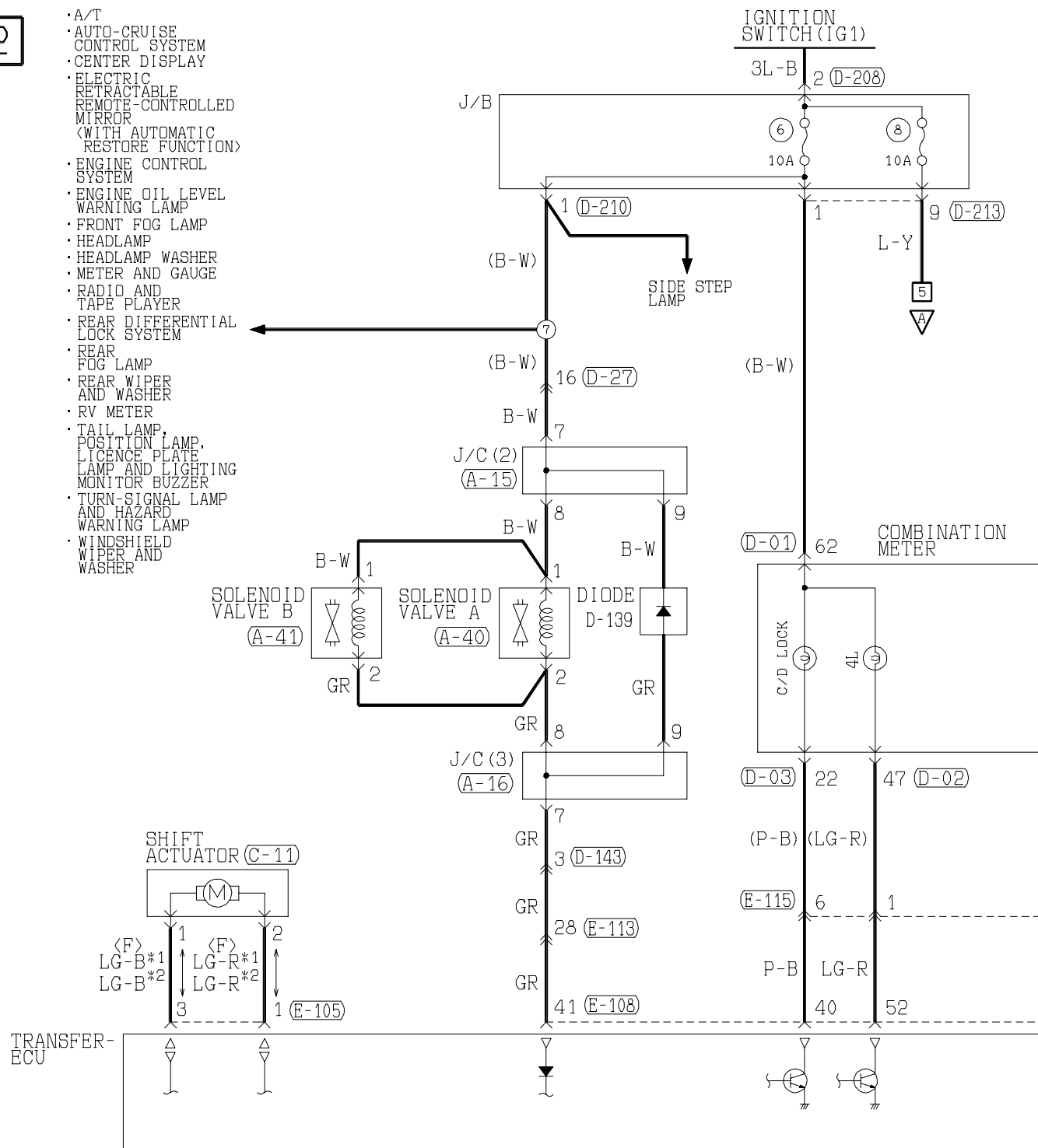
Refer to
P.3-343

(E-115)

1	2	3	4	5	6	7	8	9	10
11	12	13	14	15	16				

2

- A/T
- AUTO-CRUISE CONTROL SYSTEM
- CENTER DISPLAY
- ELECTRIC RETRACTABLE REMOTE-CONTROLLED MIRROR
(WITH AUTOMATIC RESTORE FUNCTION)
- ENGINE CONTROL SYSTEM
- ENGINE OIL LEVEL WARNING LAMP
- FRONT FOG LAMP
- HEADLAMP
- HEADLAMP WASHER
- METER AND GAUGE
- RADIO AND TAPE PLAYER
- REAR DIFFERENTIAL LOCK SYSTEM
- REAR FOG LAMP
- REAR WIPER AND WASHER
- RV METER
- TAIL LAMP, POSITION LAMP, LICENCE PLATE LAMP AND LIGHTING MONITOR BUZZER
- TURN-SIGNAL LAMP AND HAZARD WARNING LAMP
- WINDSHIELD WIPER AND WASHER



A-15

MU801858

1	2	3
7	8	9

10	11
----	----

4	5	6
12	13	14

A-16

MU801858

1	2	3		4	5	6	
7	8	9	10	11	12	13	14

(C-11) (MU802050)

D-01

51	52	53	54	55	56	57	58
				59			
60	61	62	63	64	65	66	67

D-02

31	32	33	34	35	36	37	38
			39				
40	41	42	43	44	45	46	47

E-105													JAE-E												
1	2	3	4	5	6	7	8	9	10	11	12	13	14	15	16	17	18	19	20	21	22	23	24	25	26

(E-108)

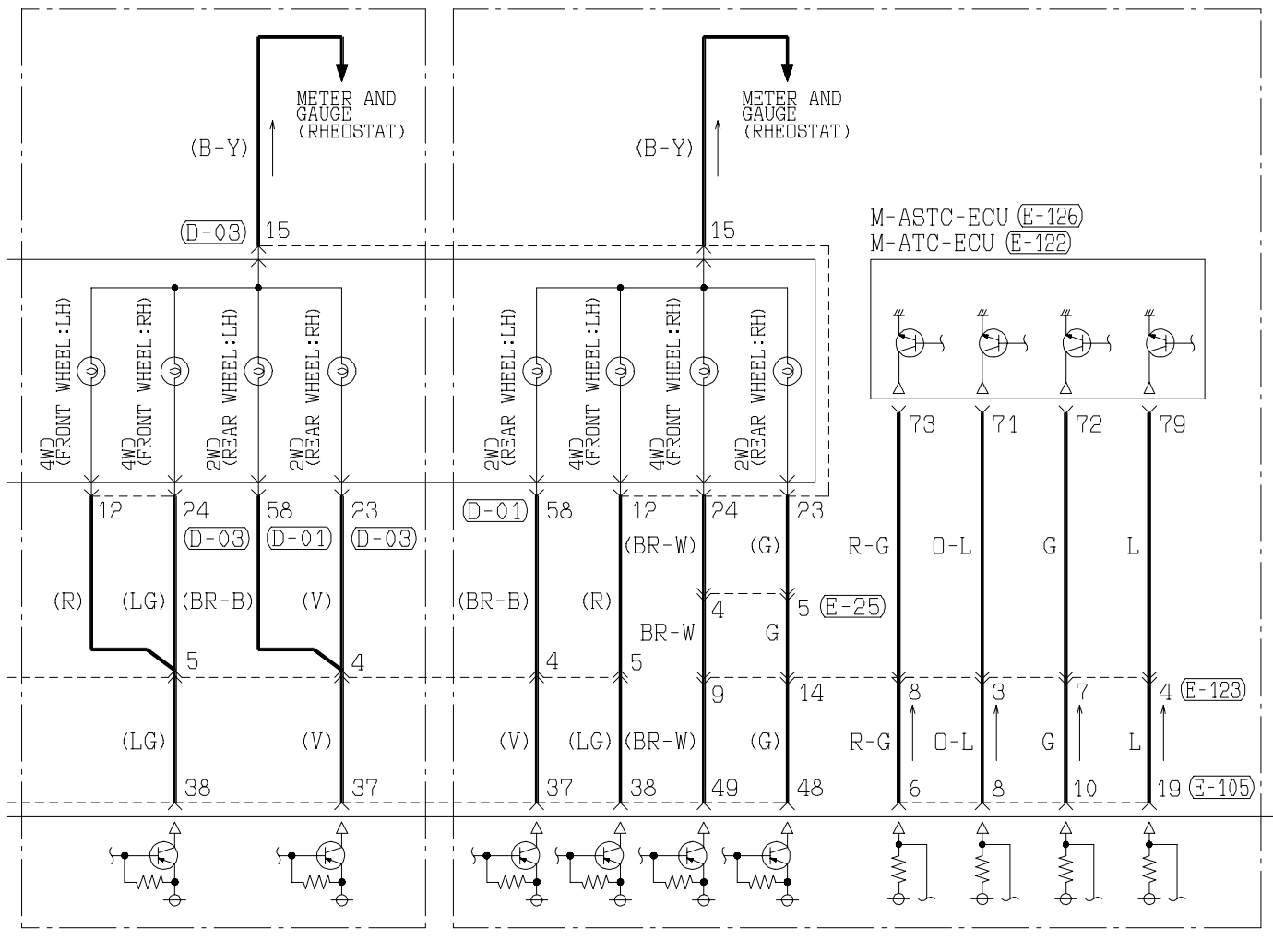
JAE-E											
31	32	33	34	35	36	37	38	39	40	41	
42	43	44	45	46	47	48	49	50	51	52	

Refer to
P. 3-343

NOTE
*1:PETROL
*2:DIESEL

<WITHOUT M-ATC, M-ASTC>

<WITH M-ATC, M-ASTC>

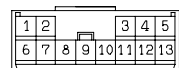


(D-27)

Refer to
P. 3-343

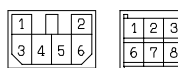
(D-143)

MU801855

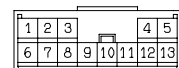


(D-208)

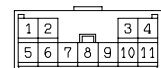
MU801331



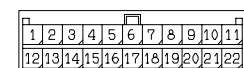
(D-210) (MU801860)



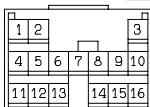
(D-213) MU801847



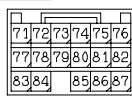
(E-25)



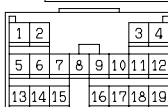
(E-115)



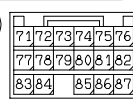
(E-122)



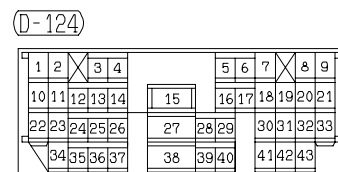
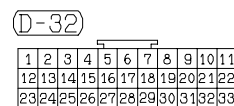
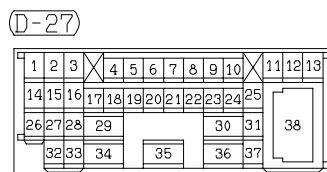
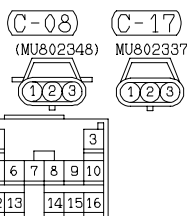
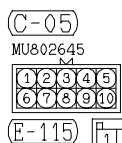
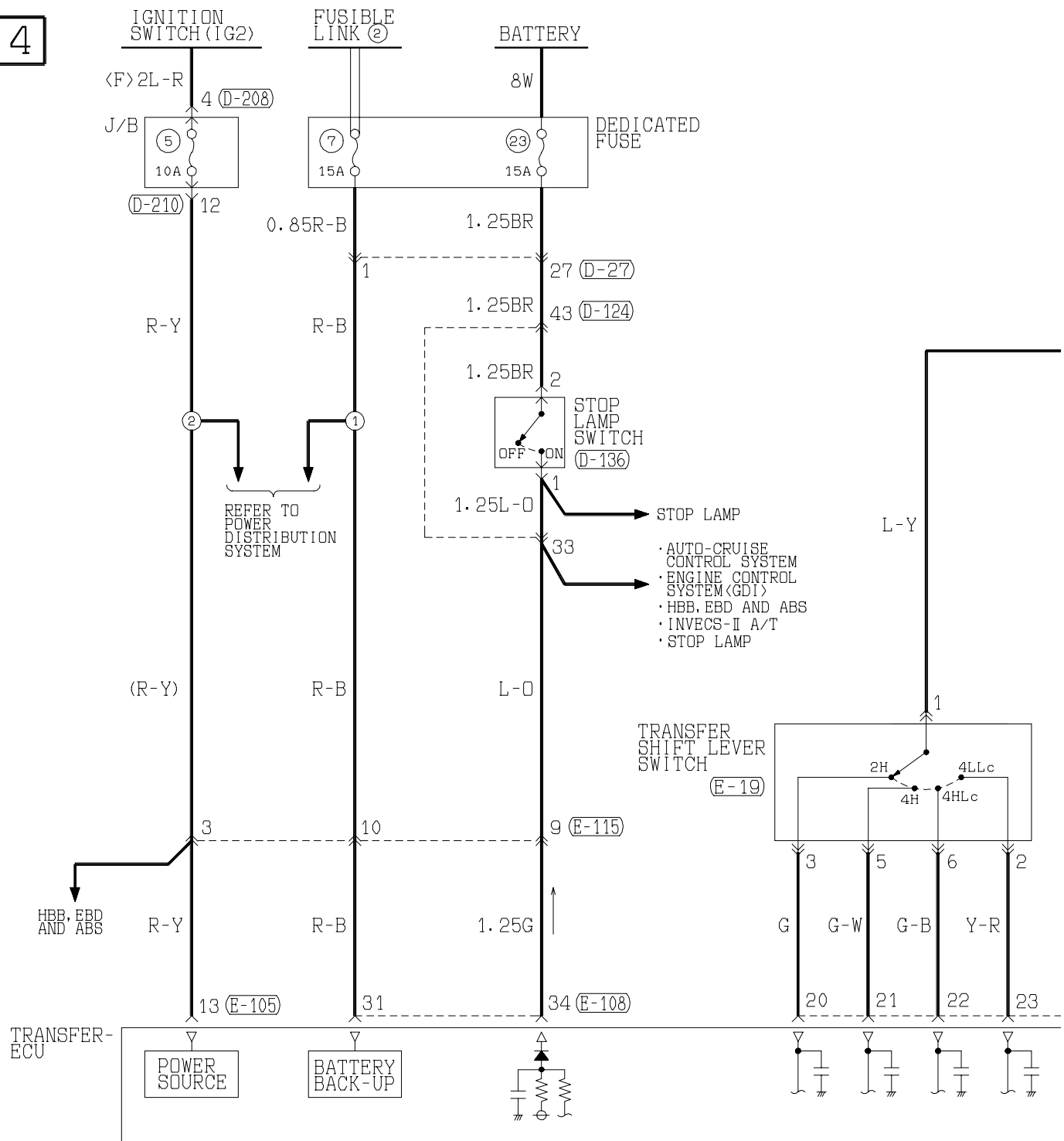
(E-123)



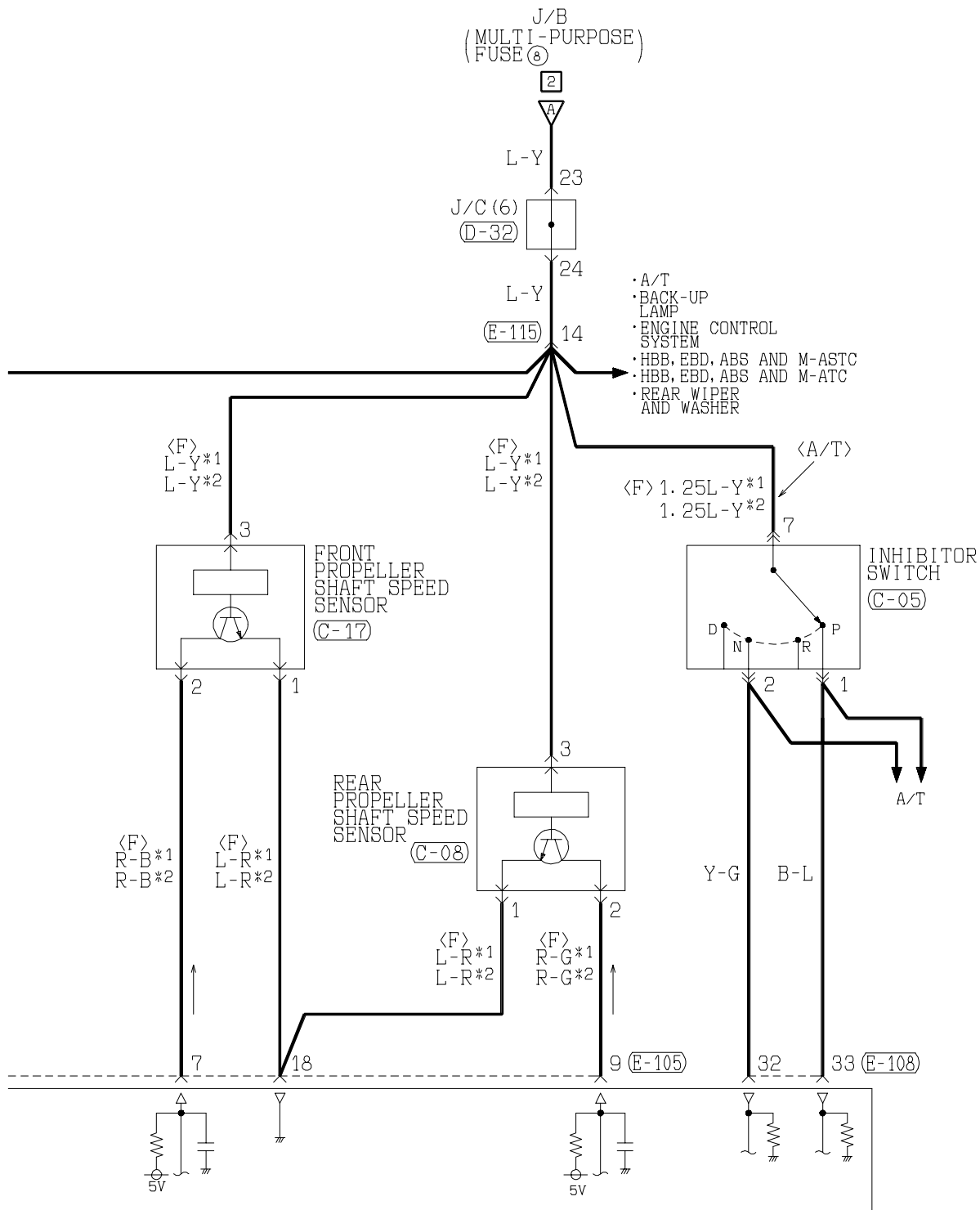
(E-126)



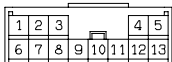
4



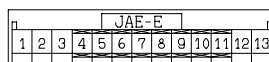
5

(D-136)
MU801491(D-208)
MU801331

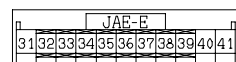
(D-210) (MU801860)

(E-19)
MU801447

(E-105)



(E-108)



Wire colour code

B:Black LG:Light green

G:Green

L:Blue

W:White

Y:Yellow

SB:Sky blue

BR:Brown

O:Orange

GR:Gray

R:Red

P:Pink

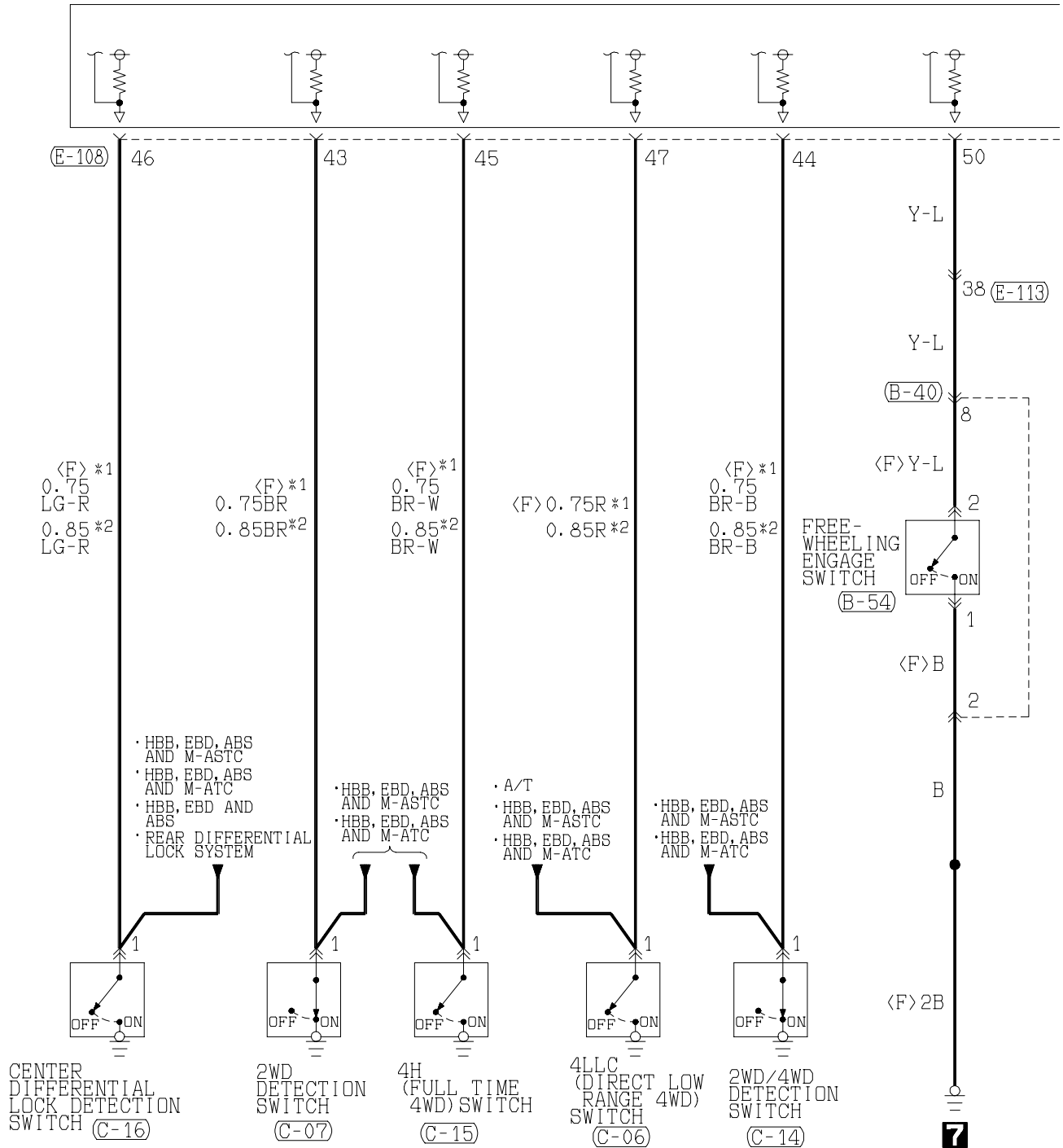
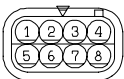

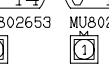
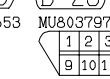
V:Violet

SUPER SELECT 4WD II SYSTEM <R.H. drive vehicles> (CONTINUED)

Main
IndexGroup
TOC

6

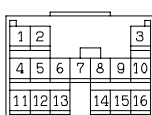
TRANSFER-ECU

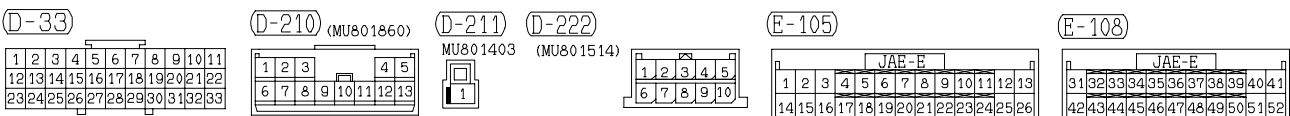
(B-40)
MU802749(B-54)
MU802661(C-06)
MU802653(C-07)
MU802653(C-14)
MU802653(C-15)
MU802653(C-16)
MU802653(D-23)
MU803797FRONT
SIDE(D-27)
Refer to
P. 3-343

(E-113)

Refer to
P. 3-343

(E-115)





H4Q15X10DB

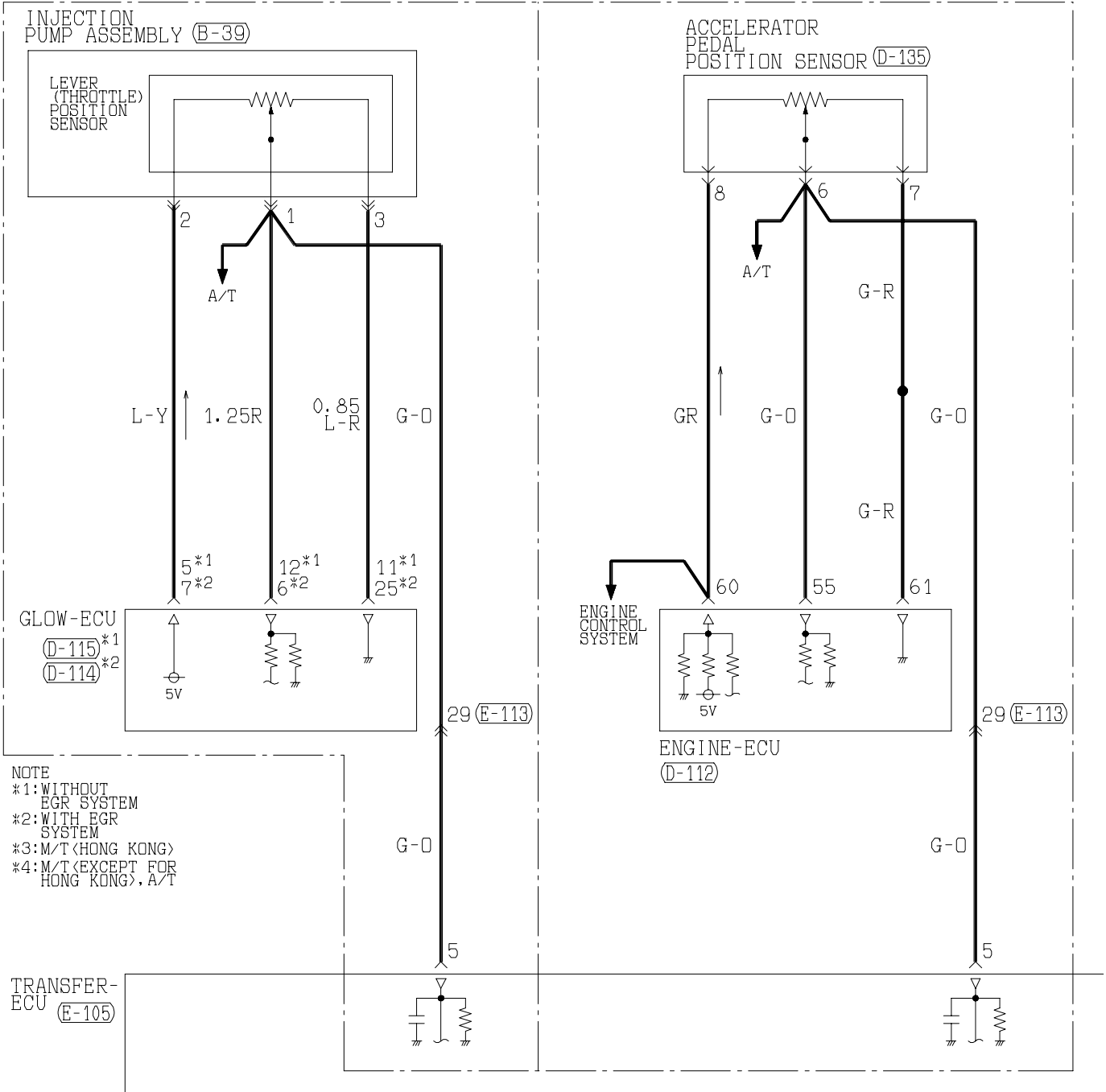
SUPER SELECT 4WD II SYSTEM <R.H. drive vehicles> (CONTINUED)

Main
IndexGroup
TOC

8

<4M40>

<4M41>



(B-39) MU802603

(B-102) (MU802724)

(D-11) (MU801825)

(D-112) JAE-E

(D-114) (MU801824)

(D-115)

(E-105)

(E-113)

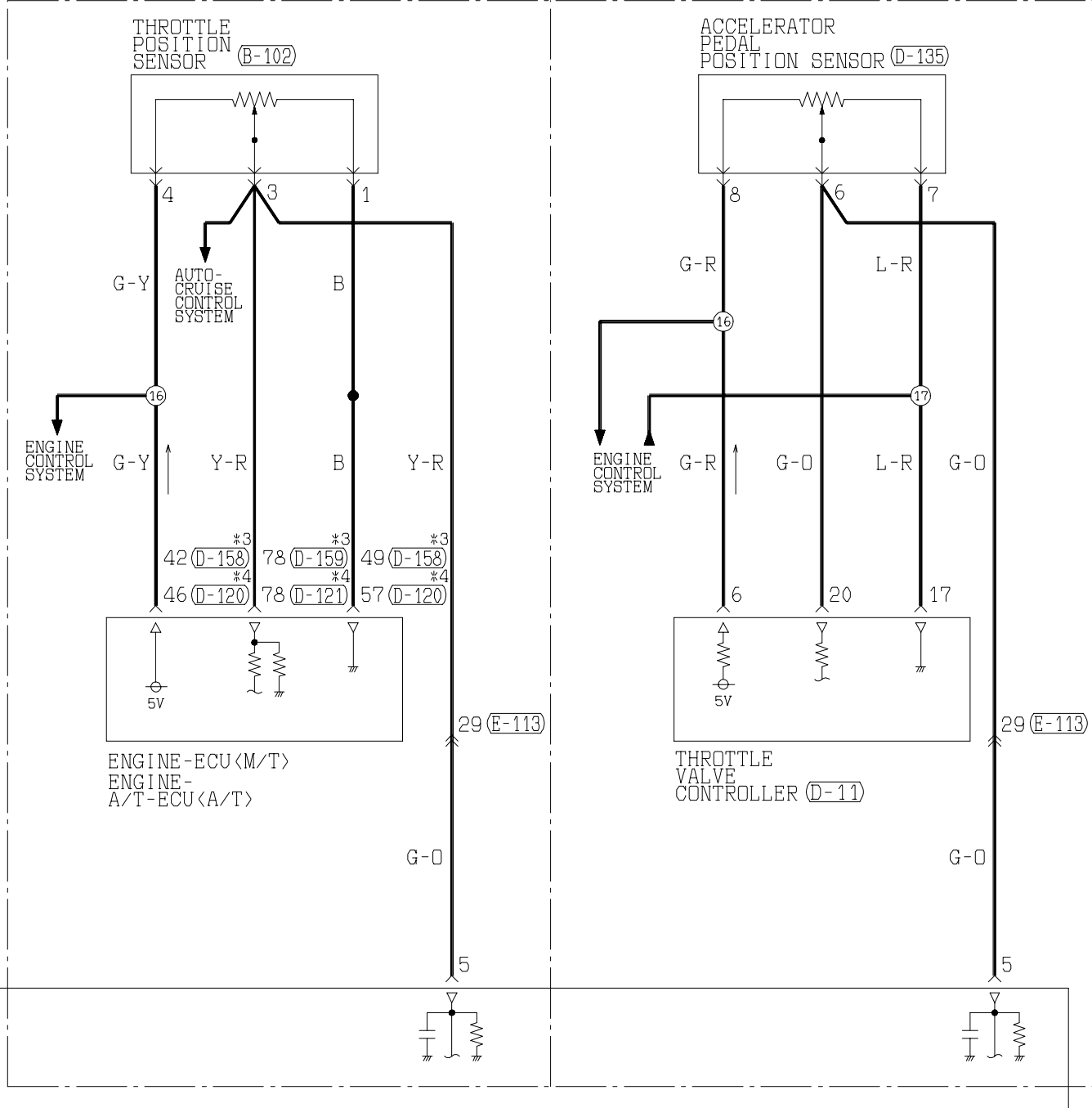
1	2	3	4	5	6	7	8	9	10	11	12	13
14	15	16	17	18	19	20	21	22	23	24	25	26

Refer to
P. 3-343

9

<6G72, 6G74-MPI>

<GDI>



(D-120) (MU803781)

41	42	43	JAE	44	45	46
47	48	49	50	51	52	53
54	55	56	57	58	59	60
61	62	63	64	65	66	

(D-121) (MU803782)

71	72	73	74	JAE	75	76	77
78	79	80	81	82	83	84	85
86	87	88	89	90	91	92	93
94	95	96	97	98			

(D-135) (MU802073)

1	2	3	4	5	6	7	8
---	---	---	---	---	---	---	---

(D-158) (MU803782)

41	42	43	44	JAE	45	46	47
48	49	50	51	52	53	54	55
56	57	58	59	60	61	62	63
64	65	66	67	68			

(D-159) (MU803783)

71	72	73	74	JAE	75	76	77
78	79	80	81	82	83	84	85
86	87	88	89	90	91	92	93
94	95	96	97	98	99	100	

Wire colour code

B : Black LG : Light green

G : Green GR : Gray

L : Blue R : Red

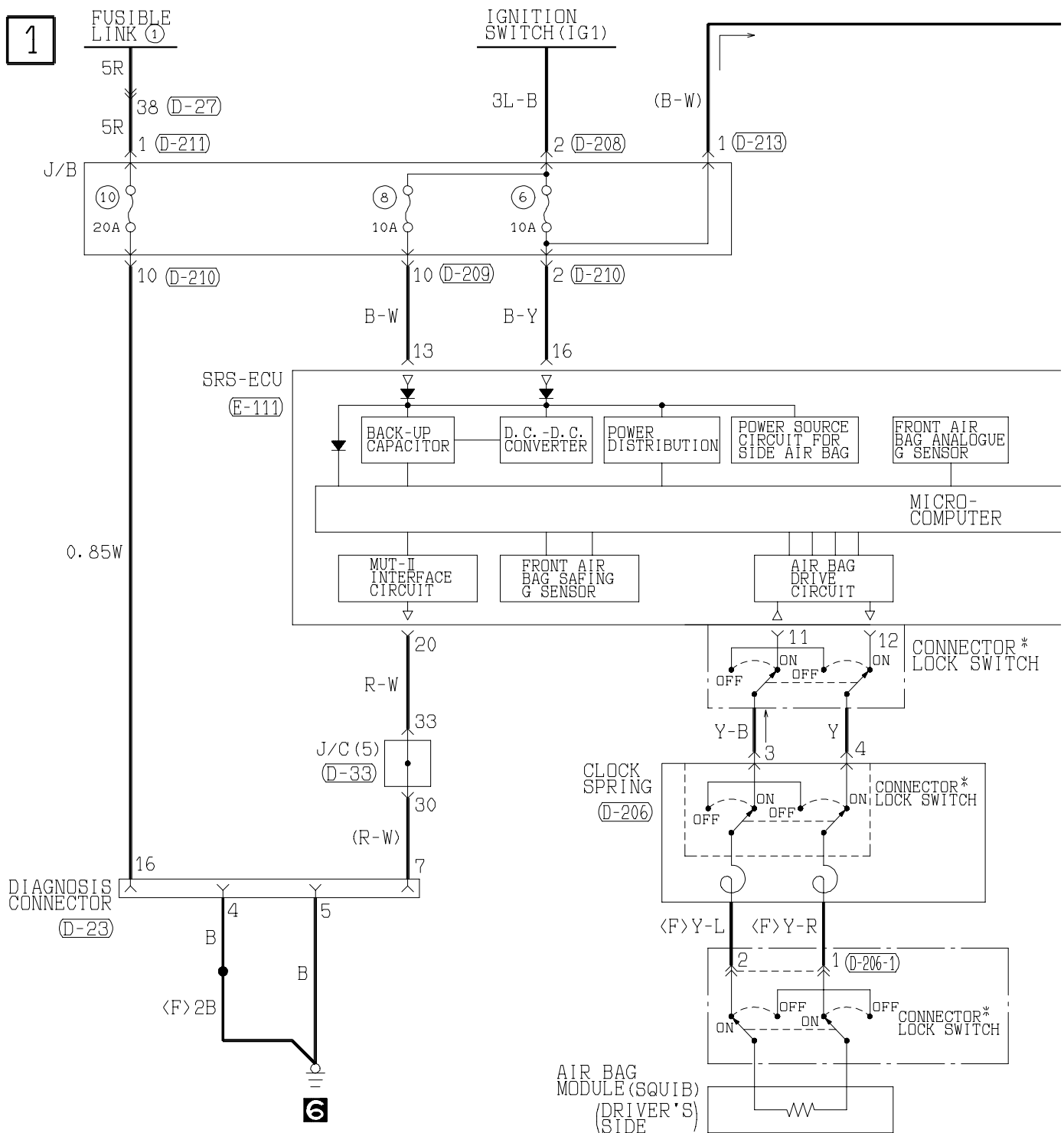
W : White P : Pink

Y : Yellow V : Violet

SB : Sky blue

SUPPLEMENTAL RESTRAINT SYSTEM (SRS)

R.H. drive vehicles

Main
IndexGroup
TOC

A-25

A-31

D-01

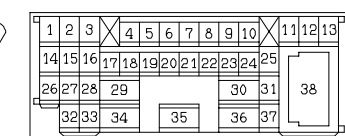
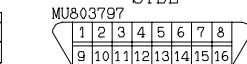
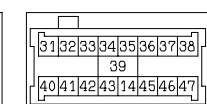
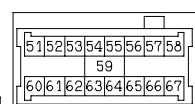
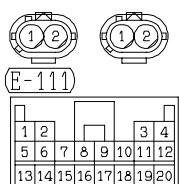
D-02

D-10

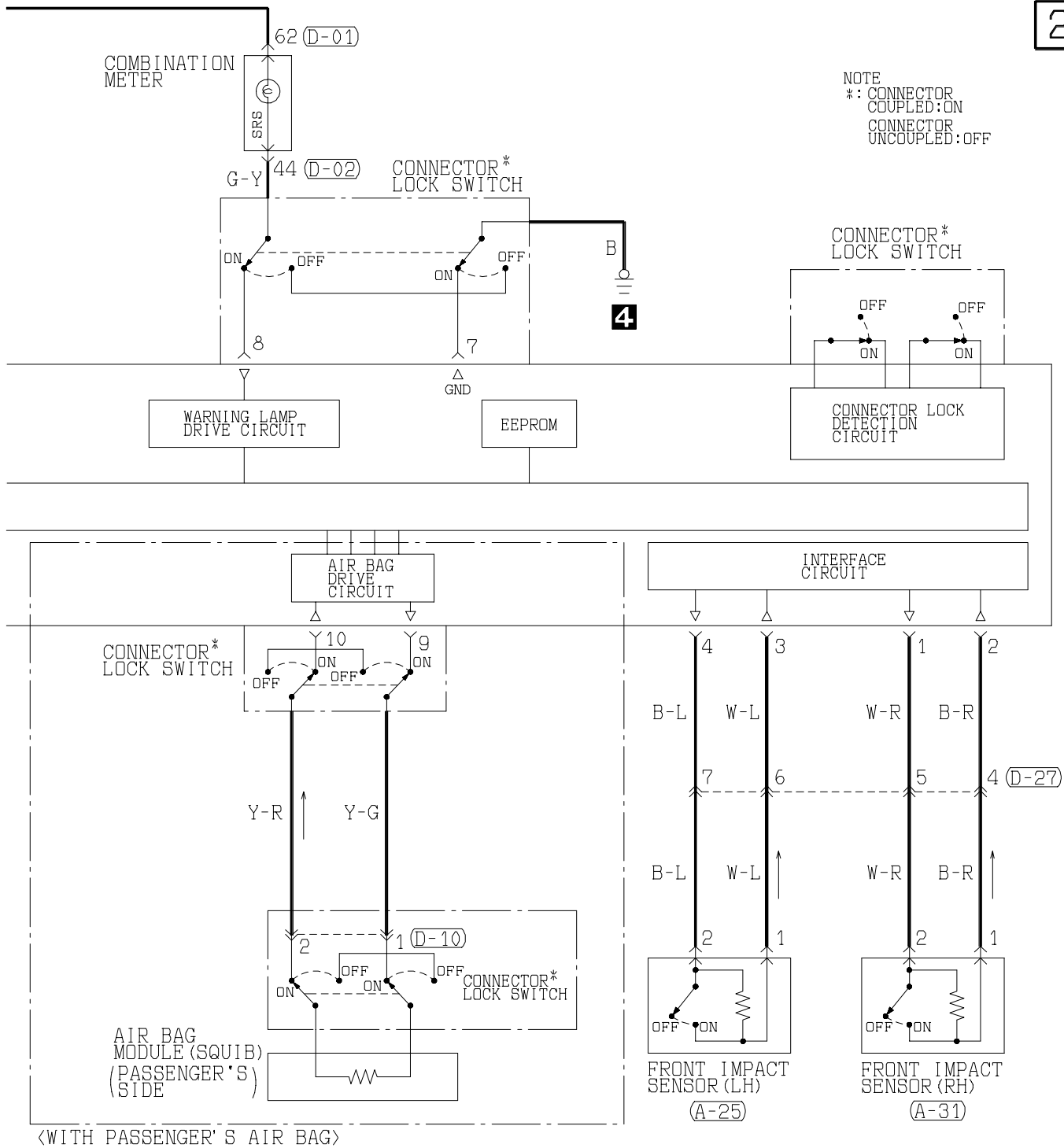
D-23

FRONT
SIDE

D-27



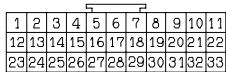
2



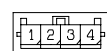
NOTE

*: CONNECTOR
COUPLED: ON
CONNECTOR
UNCOUPLD: OFF

(D-33)



(D-206)



(D-206-1)



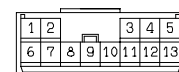
(MU801682)

(D-208)



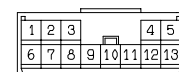
MU801331

(D-209)



MU801855

(D-210)



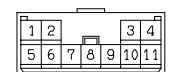
(MU801860)

(D-211)



MU801403

(D-213)



MU801847

Wire colour code

B:Black LG:Light green

G:Green GR:Gray

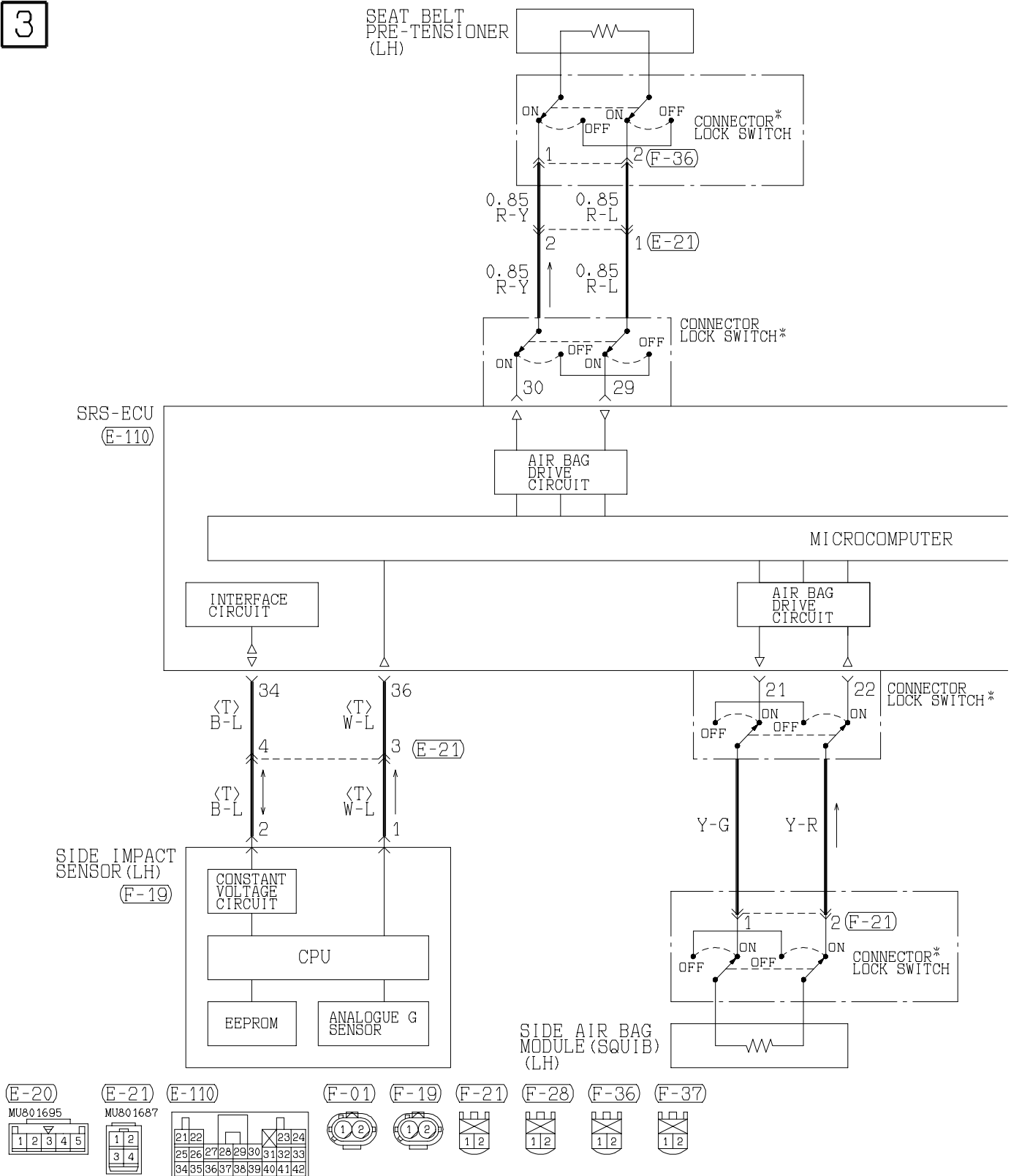
L:Blue R:Red

W:White P:Pink

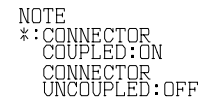
Y:Yellow V:Violet

SB:Sky blue

SUPPLEMENTAL RESTRAINT SYSTEM (SRS) <R.H. drive vehicles> (CONTINUED)

Main
IndexGroup
TOC

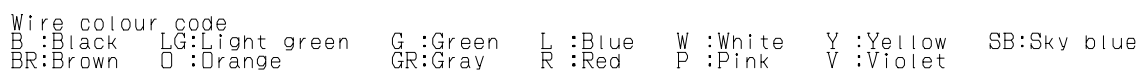
4



H4Q15X11BB

L.H. drive vehicles

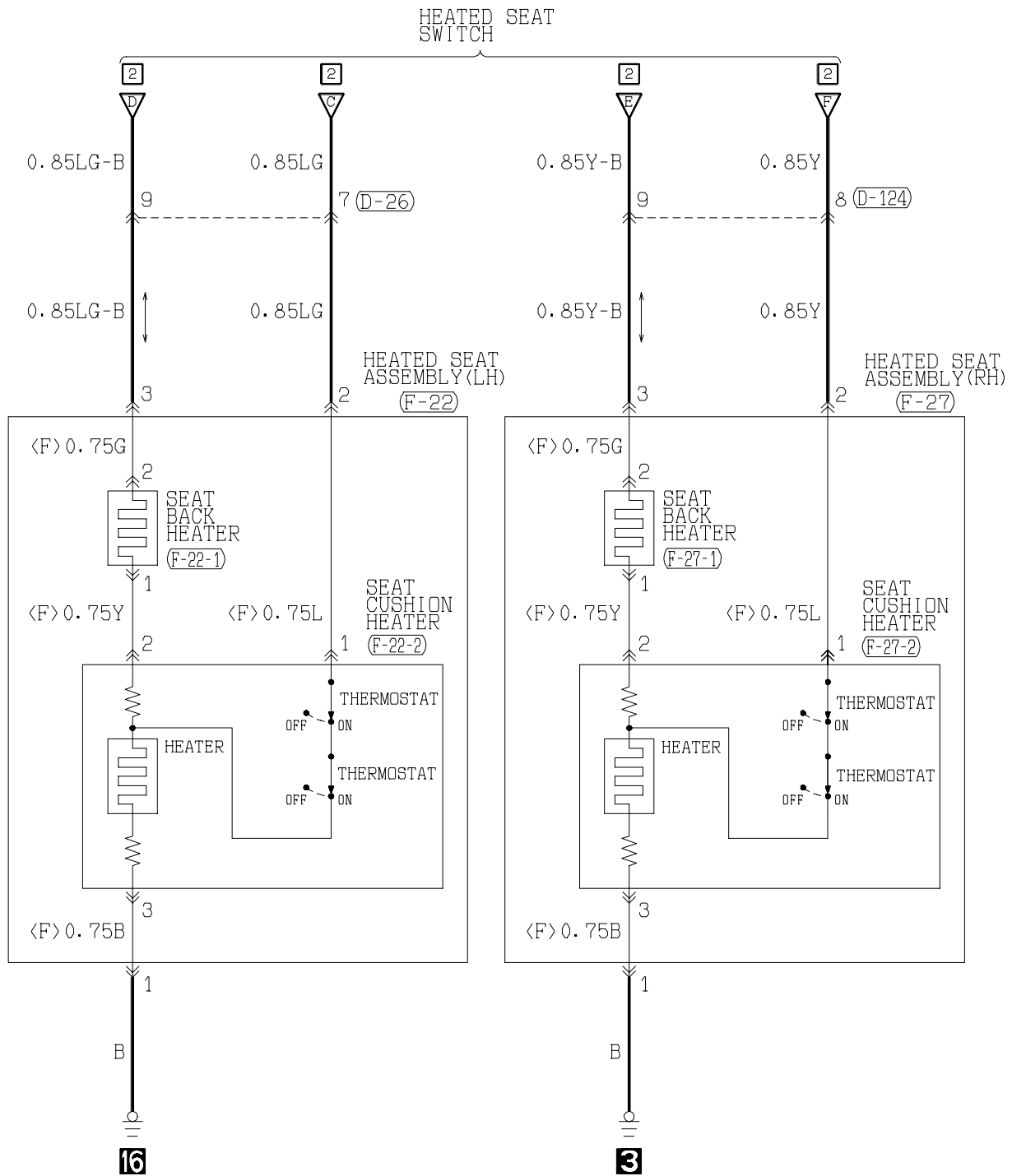




HEATED SEAT <L.H. drive vehicles> (CONTINUED)

Main
IndexGroup
TOC

3



(D-26)

1	2	3	4		5	6	7	8	9
10	11	12	13	14	15	16	17	18	19
20	21	22	23	24	25	26	27	28	29
30	31	32	33	34	35	36	37	38	39
40	41	42	43						

(D-124)

1	2	3	4		5	6	7	8	9
10	11	12	13	14	15	16	17	18	19
20	21	22	23	24	25	26	27	28	29
30	31	32	33	34	35	36	37	38	39
40	41	42	43						

(F-22)

1	2	3
1	2	3

(F-22-1)

1	2
1	2

(F-22-2)

1	2	3
1	2	3

(F-27)

1	2	3
1	2	3

(F-27-1)

1	2
1	2

(F-27-2)

1	2	3
1	2	3

Wire colour code

B : Black
 LG : Light green
 BR : Brown
 O : Orange
 W : White
 V : Violet
 SB : Sky blue

G : Green
 GR : Gray
 P : Pink

L : Blue
 R : Red
 Y : Yellow

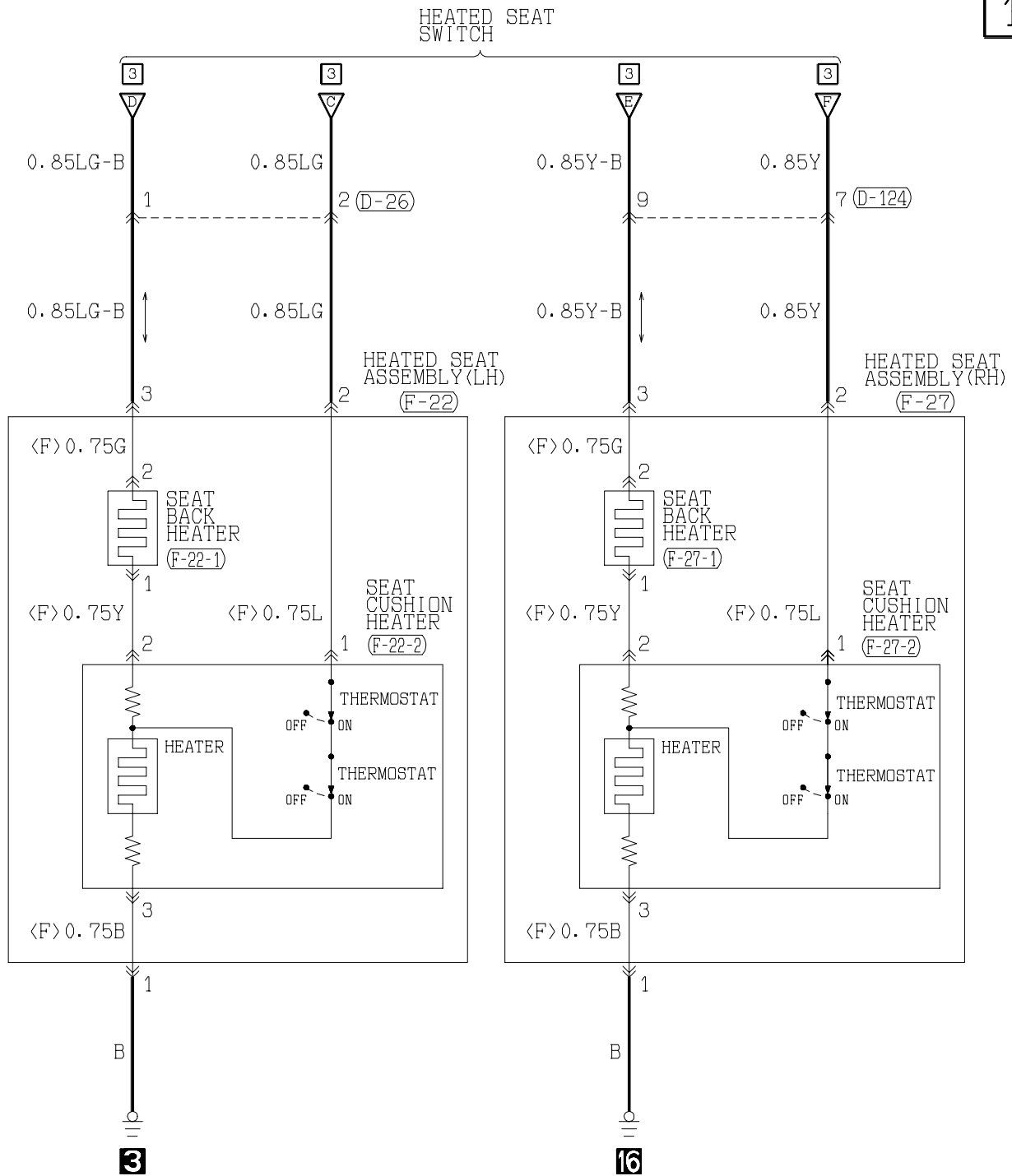
H4Q15X12BA

HEATED SEAT

Vehicles for Hong Kong and South Africa

Main
IndexGroup
TOC

1



(D-26)

1	2	3	4		5	6	7	8	9
10	11	12	13	14	15	16	17	18	19
20	21	22	23	24	25	26	27	28	29
30	31	32	33	34	35	36	37	38	39
40	41	42	43						

(D-124)

1	2	3	4		5	6	7	8	9
10	11	12	13	14	15	16	17	18	19
20	21	22	23	24	25	26	27	28	29
30	31	32	33	34	35	36	37	38	39
40	41	42	43						

(F-22)

1	2	3
1	2	3

(F-22-1)

1	2	3
1	2	3

(F-22-2)

1	2	3
1	2	3

(F-27)

1	2	3
1	2	3

(F-27-1)

1	2	3
1	2	3

(F-27-2)

1	2	3
1	2	3

Wire colour code

B : Black LG : Light green
 BR : Brown O : Orange
 W : White SB : Sky blue
 V : Violet

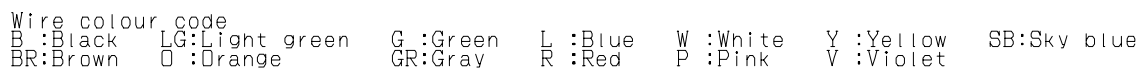
G : Green
 GR : Gray
 P : Pink

L : Blue
 R : Red
 Y : Yellow

H4Q15X13AA



HEATED SEAT SWITCH (E-18)

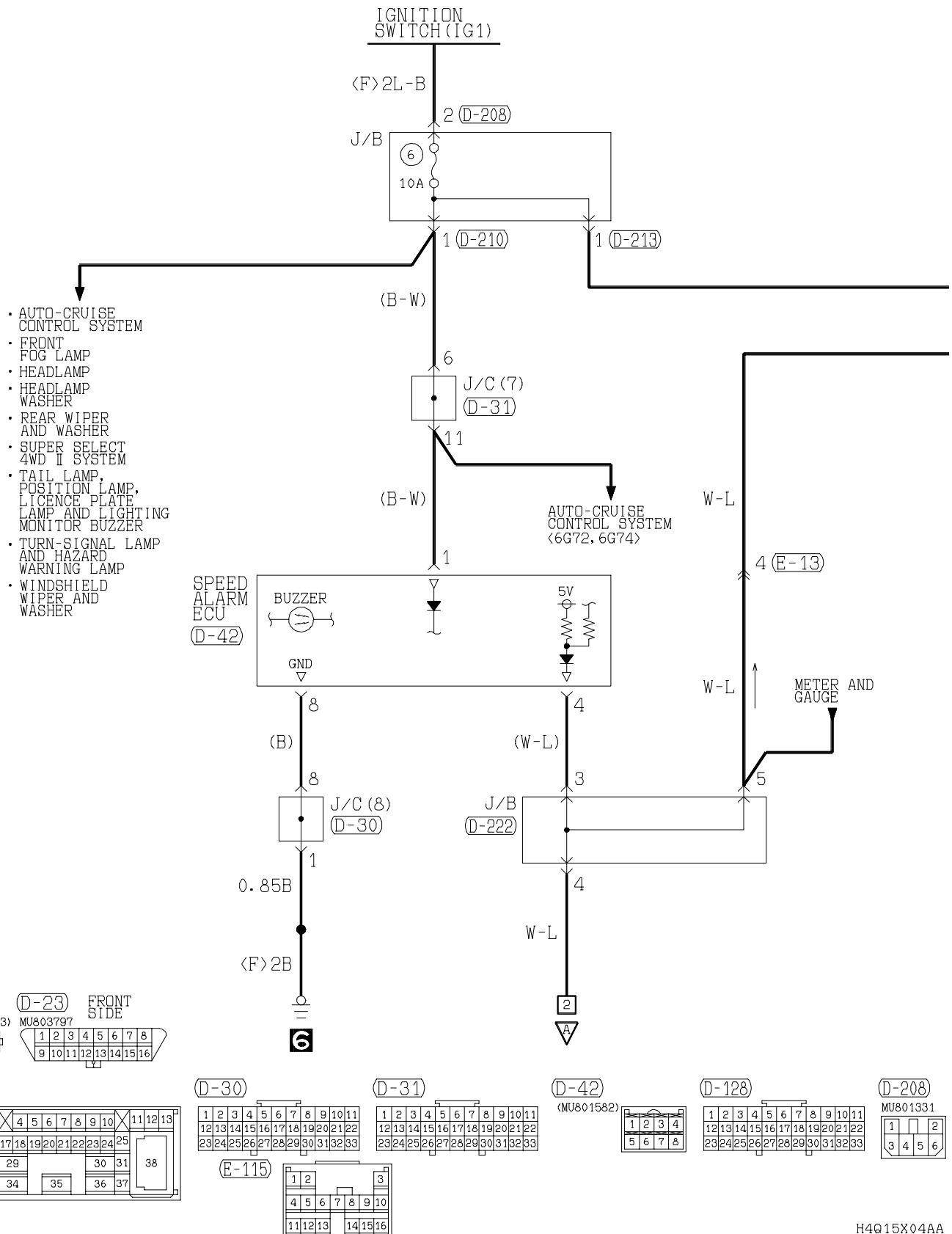


SPEED ALARM BUZZER

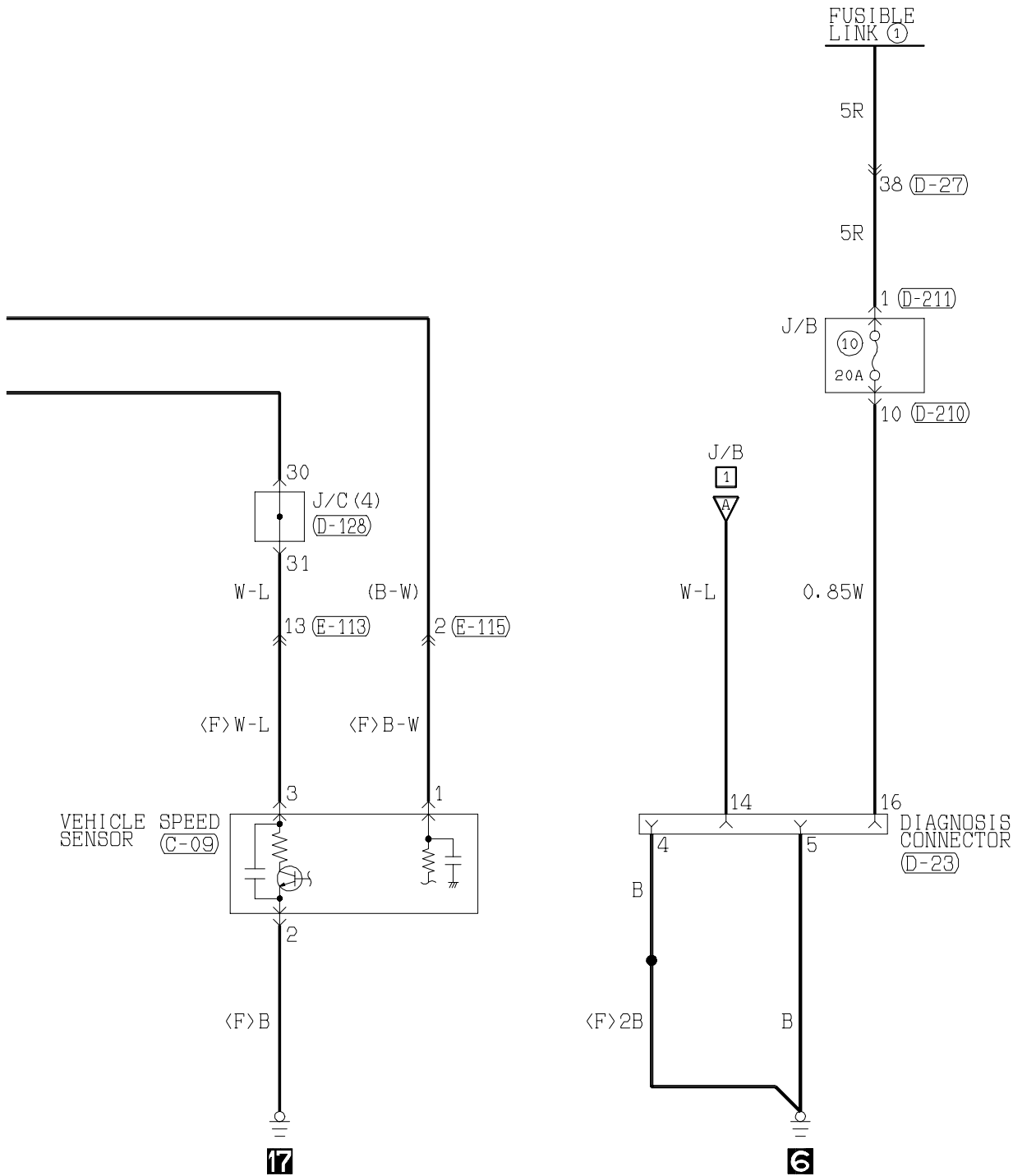
Vehicles for GCC

Main
IndexGroup
TOC

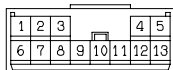
1



2



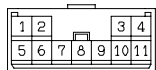
(D-210) (MU801860)



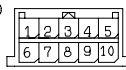
(D-211) MU801403



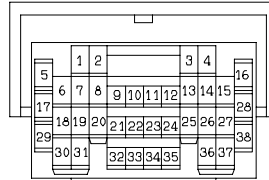
(D-213) MU801847



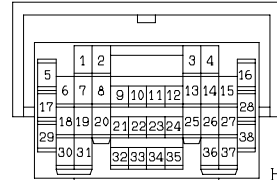
(D-222) (MU801514)



(E-13)



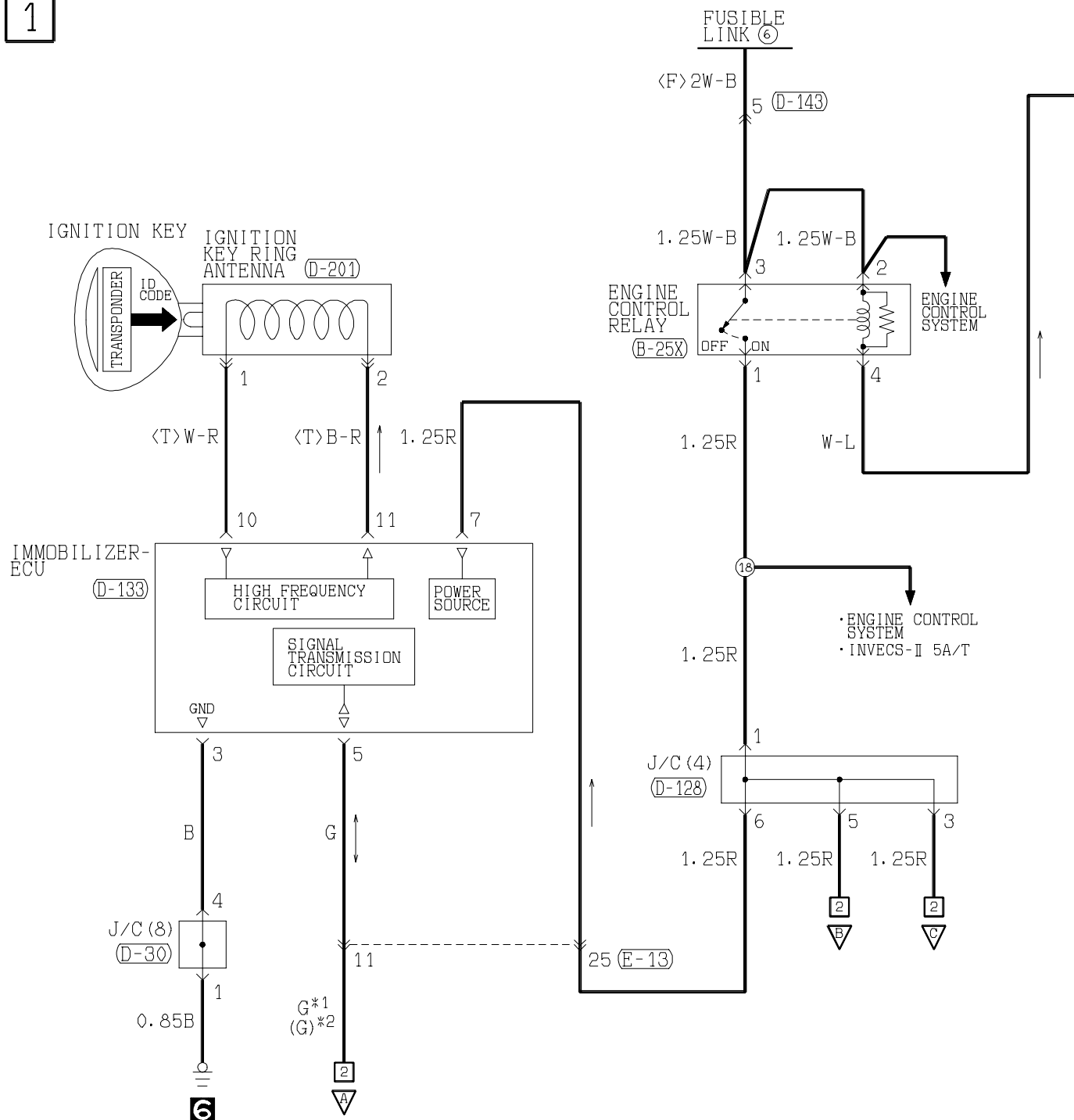
(E-113)



H4Q15X04AB

MPI <R.H. drive vehicles>

1



(B-25X)

1	2
3	4

(D-06) (MU801585)

1	2	3	4	5	6	7	8	9	10
11	12	13	14	15	16	17	18	19	20

(D-14)
MU801335

1	2			3	4
5	6	7	8	9	10

(D-23) FRONT
SIDE
MU803797

1	2	3	4	5	6	7	8
9	10	11	12	13	14	15	16

(D-27)

Refer to
P. 3-343

(D-30)

1	2	3	4	5	6	7	8	9	10	11
12	13	14	15	16	17	18	19	20	21	22
23	24	25	26	27	28	29	30	31	32	33

(D-121) (MU803782)

71	72	73	74	JAE				75	76	77	
78	79	80	81	82	83	84	85	86	87	88	89
90	91	92	93	94	95	96		97	98		

(D-122) (MU803783)

101	102		103	104	JAE				105	106	107	
108	109	110	111	112	113	114	115	116	117	118	119	120
121	122	123		124	125		126	127	128		129	130

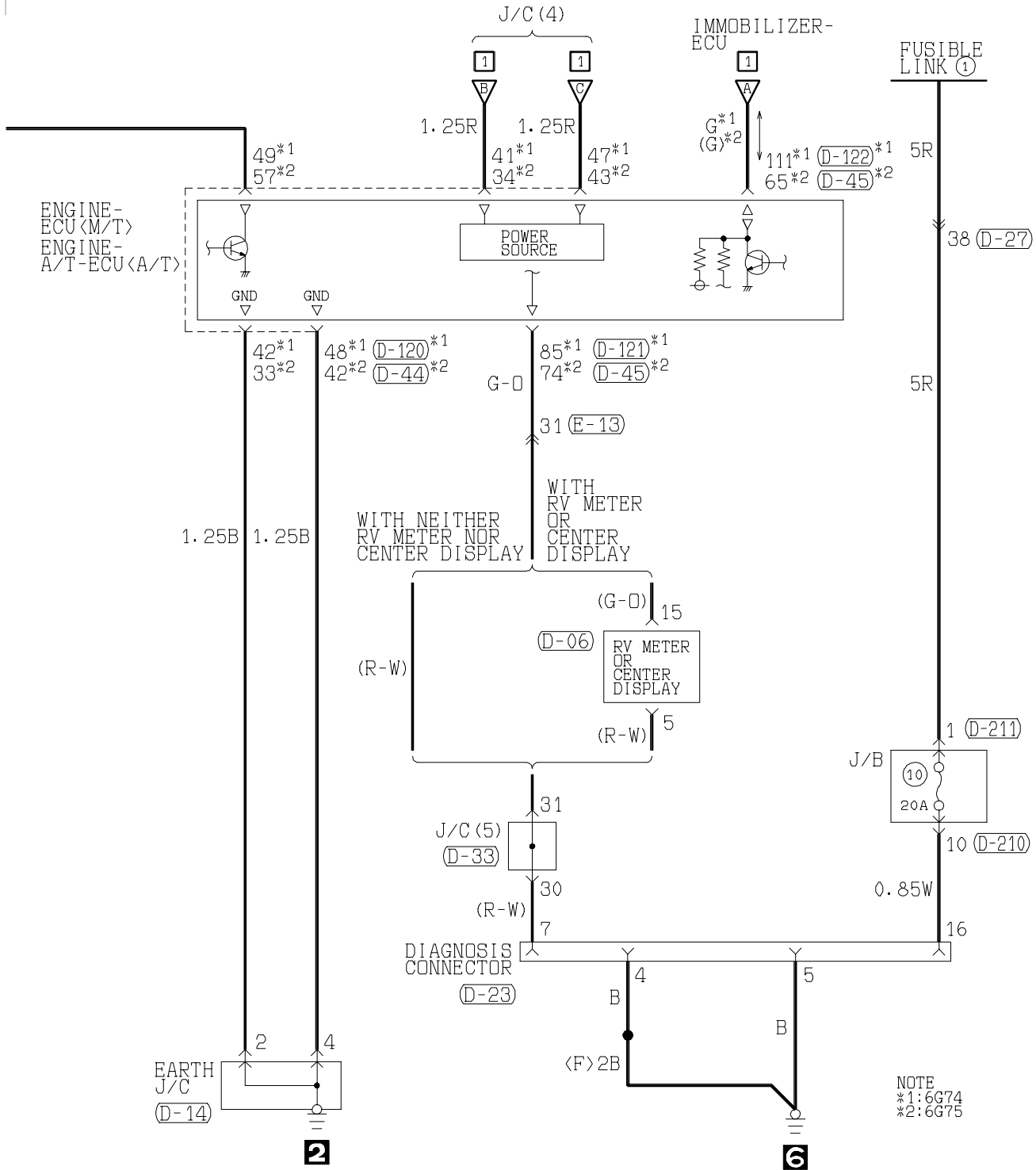
(D-128)

1	2	3	4	5	6	7	8	9	10	11
12	13	14	15	16	17	18	19	20	21	22
23	24	25	26	27	28	29	30	31	32	33

(D-133)
(MU801468)

1	2	A	3	4	5
6	7	8	9	10	11

(D-143) MU801855



D-33

1	2	3	4	5	6	7	8	9	10	11
12	13	14	15	16	17	18	19	20	21	22
23	24	25	26	27	28	29	30	31	32	33

D-44

31	32	JAE	33	34
35	36	37	38	39
40	41	42	43	44
45	46	47	48	49
50	51	52	53	54
55	56	57	58	59

D-45

61	62	JAE	63	64
65	66	67	68	69
70	71	72	73	74
75	76	77	78	79
80	81	82	83	84
85	86	87	88	89

D-120 (MU803781)

41	42	43	JAE	44	45	46
47	48	49	50	51	52	53
54	55	56	57	58	59	60
61	62	63	64	65	66	67

D-201

1	2
---	---

D-210 (MU801860)

1	2	3	4	5
6	7	8	9	10
11	12	13	14	15

D-211

1

E-13

Refer to
P. 3-343

Wire colour code

B: Black
BR: Brown
W: White
V: Violet

LG: Light green
O: Orange
SB: Sky blue

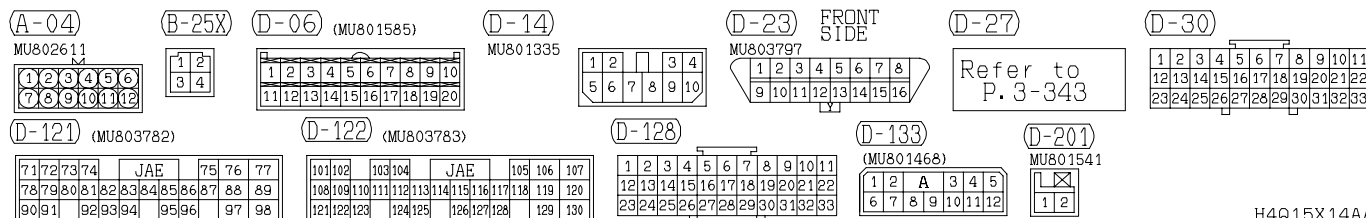
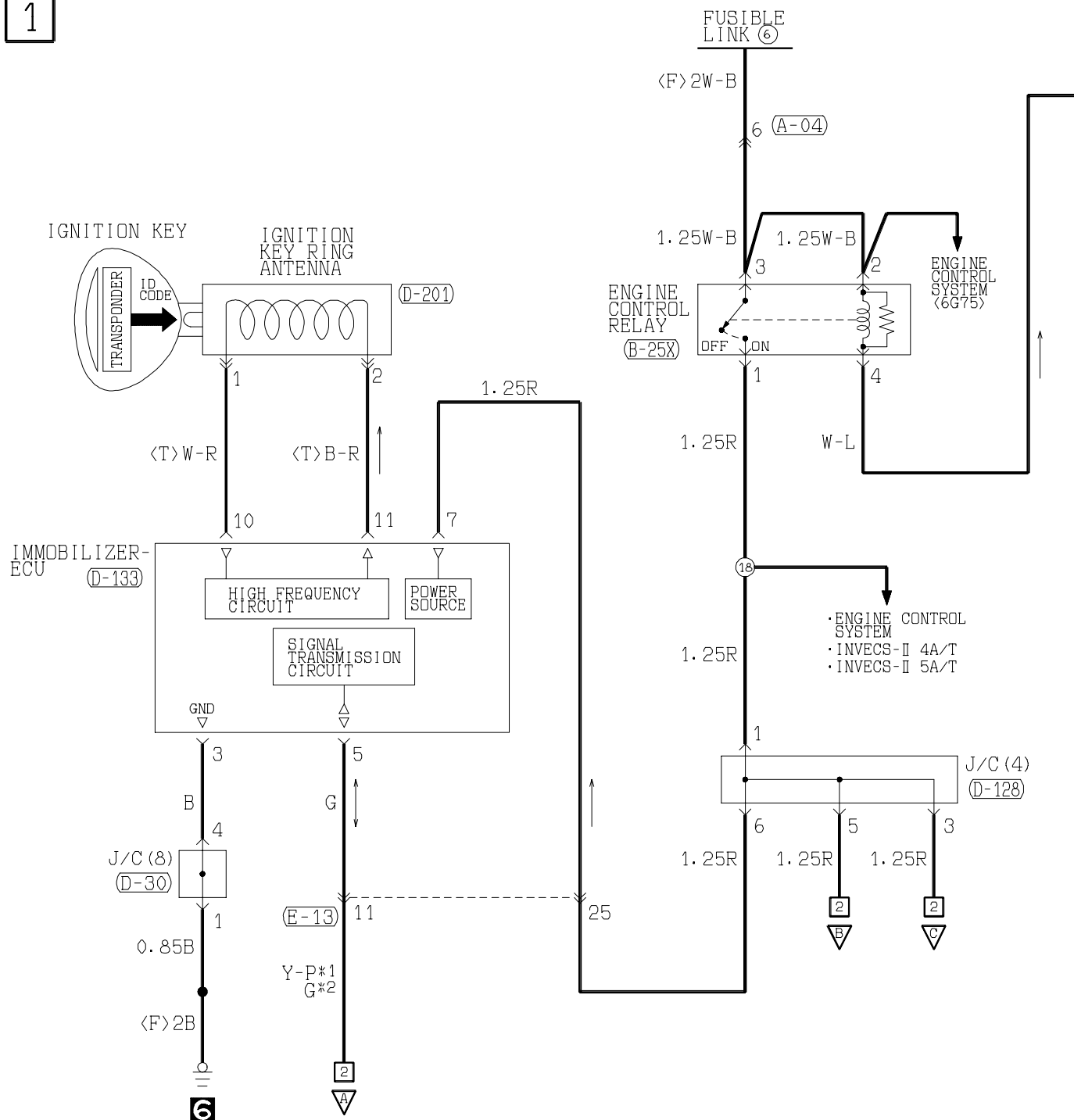
G: Green
GR: Gray
P: Pink

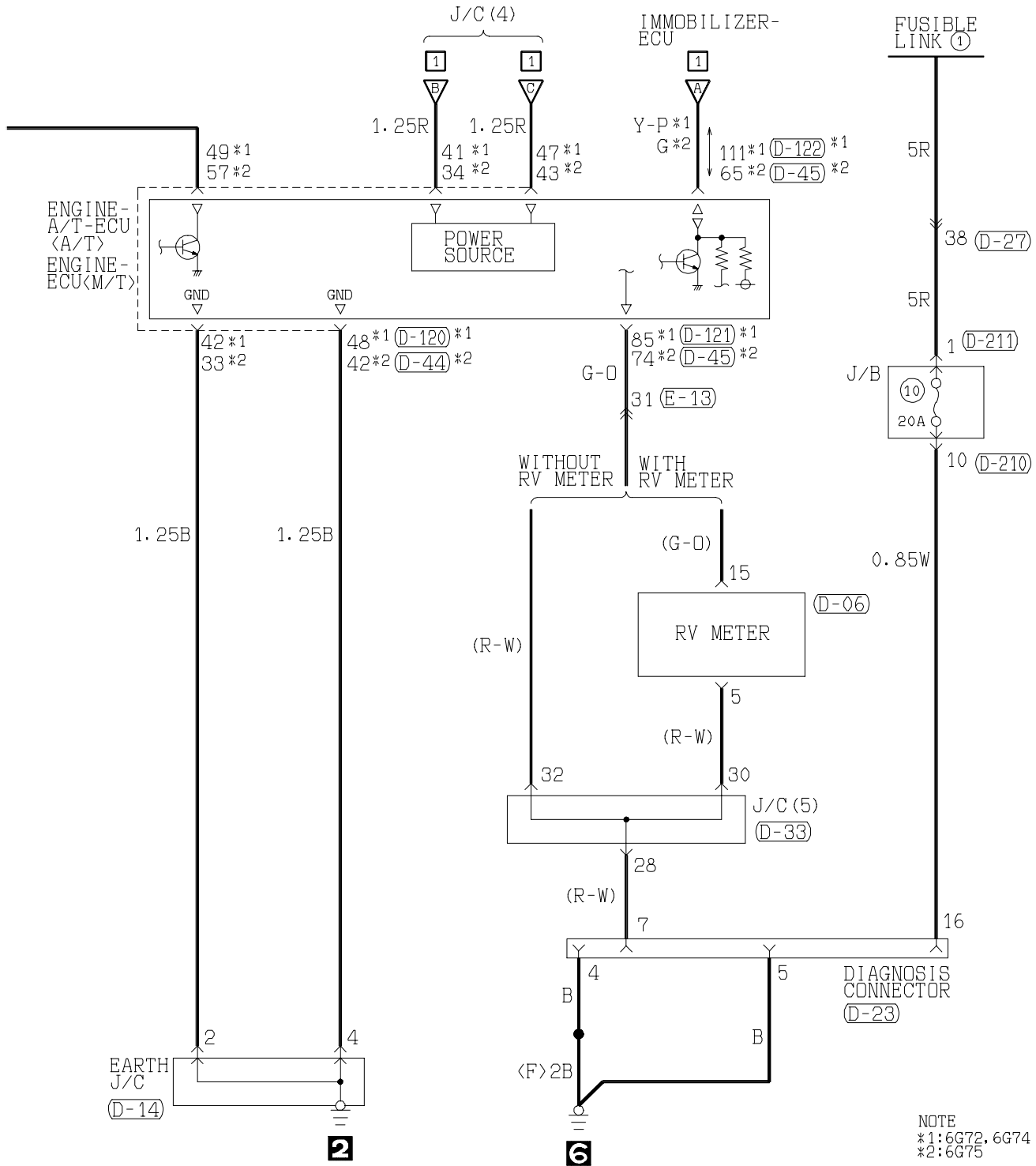
L: Blue
R: Red
Y: Yellow

H4Q15X16AB

Petrol-powered vehicles for GCC

1





(D-33)

1	2	3	4	5	6	7	8	9	10	11
12	13	14	15	16	17	18	19	20	21	22
23	24	25	26	27	28	29	30	31	32	33

(D-210) (MU801860)

1	2	3	4	5
6	7	8	9	10
11	12	13	14	15

(D-44)

31	32	JAE	33	34
35	36	37	38	39
40	41	42	43	44
45	46	47	48	49
50	51	52	53	54
55	56	57	58	59

(D-211) (MU801403)



(E-13)

Refer to
P.3-343

(D-45)

61	62	JAE	63	64
65	66	67	68	69
70	71	72	73	74
75	76	77	78	79
80	81	82	83	84
85	86	87	88	89

Wire colour code
 B : Black LG : Light green
 BR : Brown O : Orange
 W : White SB : Sky blue
 V : Violet

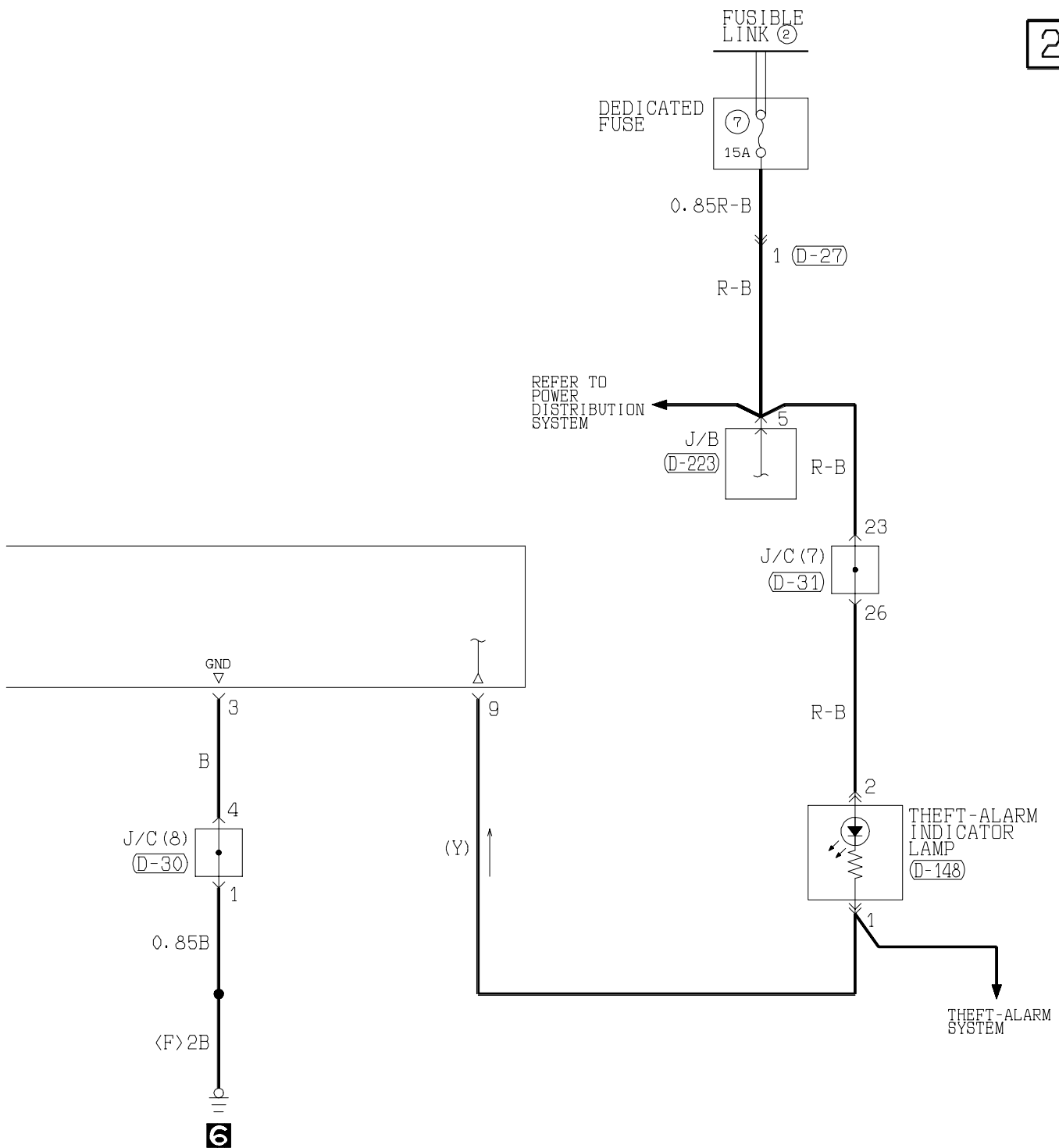
(D-120) (MU803781)

41	42	43	JAE	44	45	46
47	48	49	50	51	52	53
54	55	56	57	58	59	60
61	62	63	64	65	66	67

G : Green L : Blue
 GR : Gray R : Red
 P : Pink Y : Yellow

Petrol-powered vehicles for Taiwan

2

(D-45)
(MU803804)

61	62	JAE	63	64
65	66	67	68	69
70	71	72	73	
74	75	76	77	78
79	80	81	82	
83	84	85	86	87
88	89			

(D-128)

1	2	3	4	5	6	7	8	9	10	11
12	13	14	15	16	17	18	19	20	21	22
23	24	25	26	27	28	29	30	31	32	33

(D-133)

1	2	A	3	4	5
6	7	8	9	10	11
12					

(D-148)

1	2

(D-201)

1	2

(D-223)

1	2

(E-13)

1	2
3	4
5	6
7	8

Refer to
P. 3-343

Wire colour code

B : Black LG : Light green
BR : Brown O : Orange

G : Green GR : Gray

L : Blue R : Red

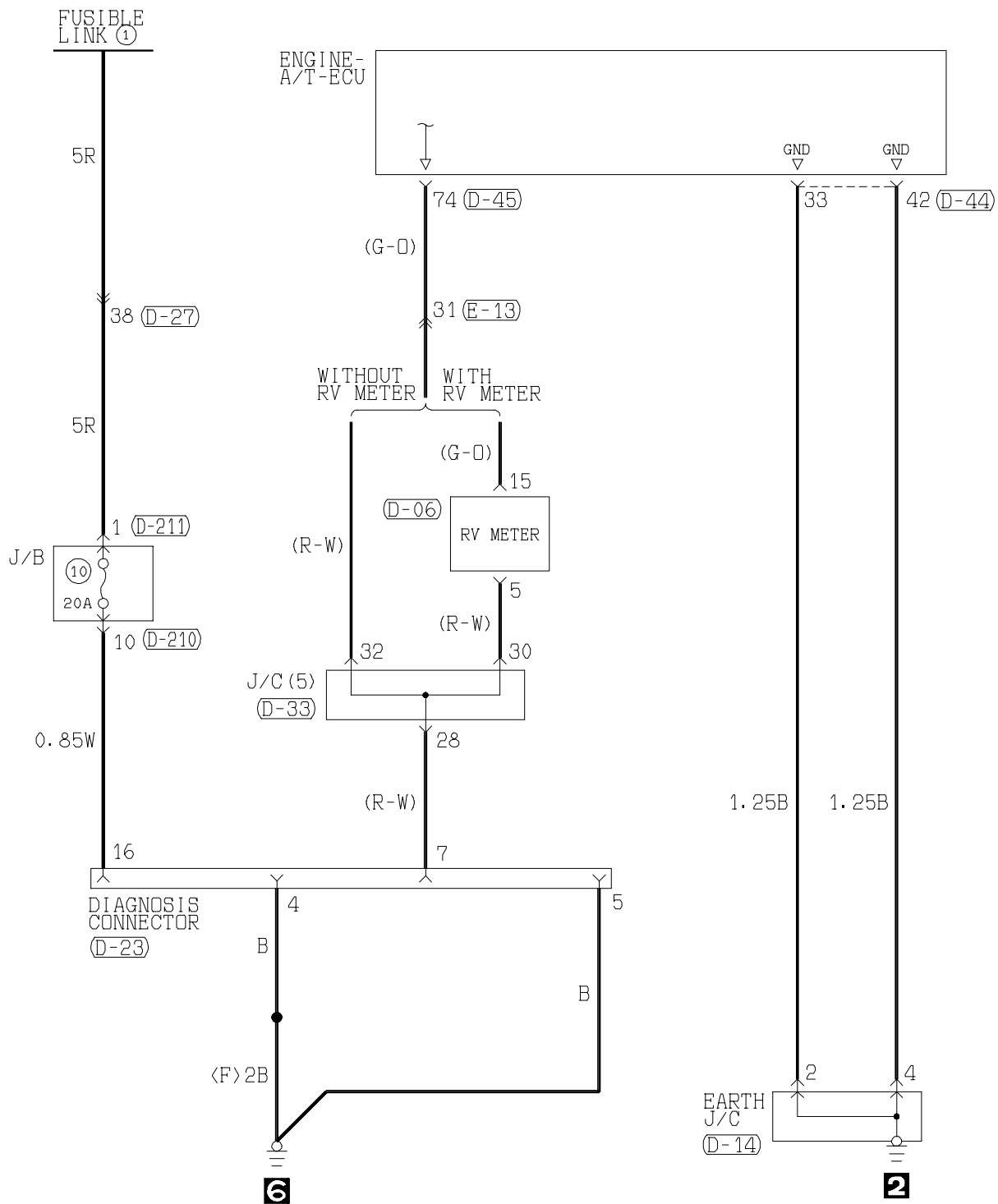
W : White P : Pink

Y : Yellow V : Violet

SB : Sky blue

H4Q15X15AB

3



1	2	3	4	5	6	7	8	9	10
11	12	13	14	15	16	17	18	19	20

1	2			3	4
5	6	7	8	9	10

MU803797 SIDE

1	2	3	4	5	6	7	8
9	10	11	12	13	14	15	16

(D-27)

Refer to
P. 3-343

(D-33)

1	2	3	4	5	6	7	8	9	10	11
12	13	14	15	16	17	18	19	20	21	22
23	24	25	26	27	28	29	30	31	32	33

(MU803803)	31	32	JAE			33	34
	35	36	37	38	39	40	41
	42	43	44	45	46	47	48
	49	50	51	52	53	54	55
	56	57	58	59	60	61	62

(D-45)

(MU803804)

6162		JAE		6364
6566	67	68	69	70
71	72	73		
74	75	76	77	78
79	80	81	82	
83	84	85	86	87
		88	89	

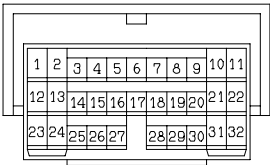
(D-210) (MU801860)

1	2	3					4	5
6	7	8	9	10	11	12	13	

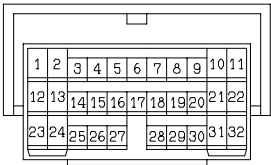
(D-211)
MU801403
1

Refer to
P.3-343

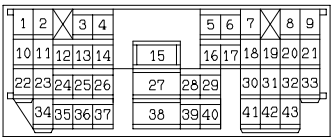
D-15



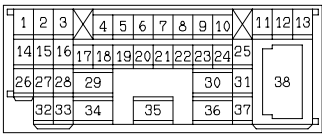
D-25



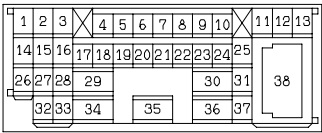
D-26



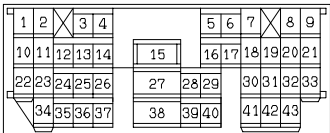
D-27



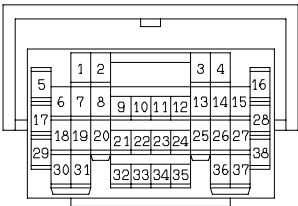
D-123



D-124



E-13



E-113

