

EQUIPMENT

LAMPS

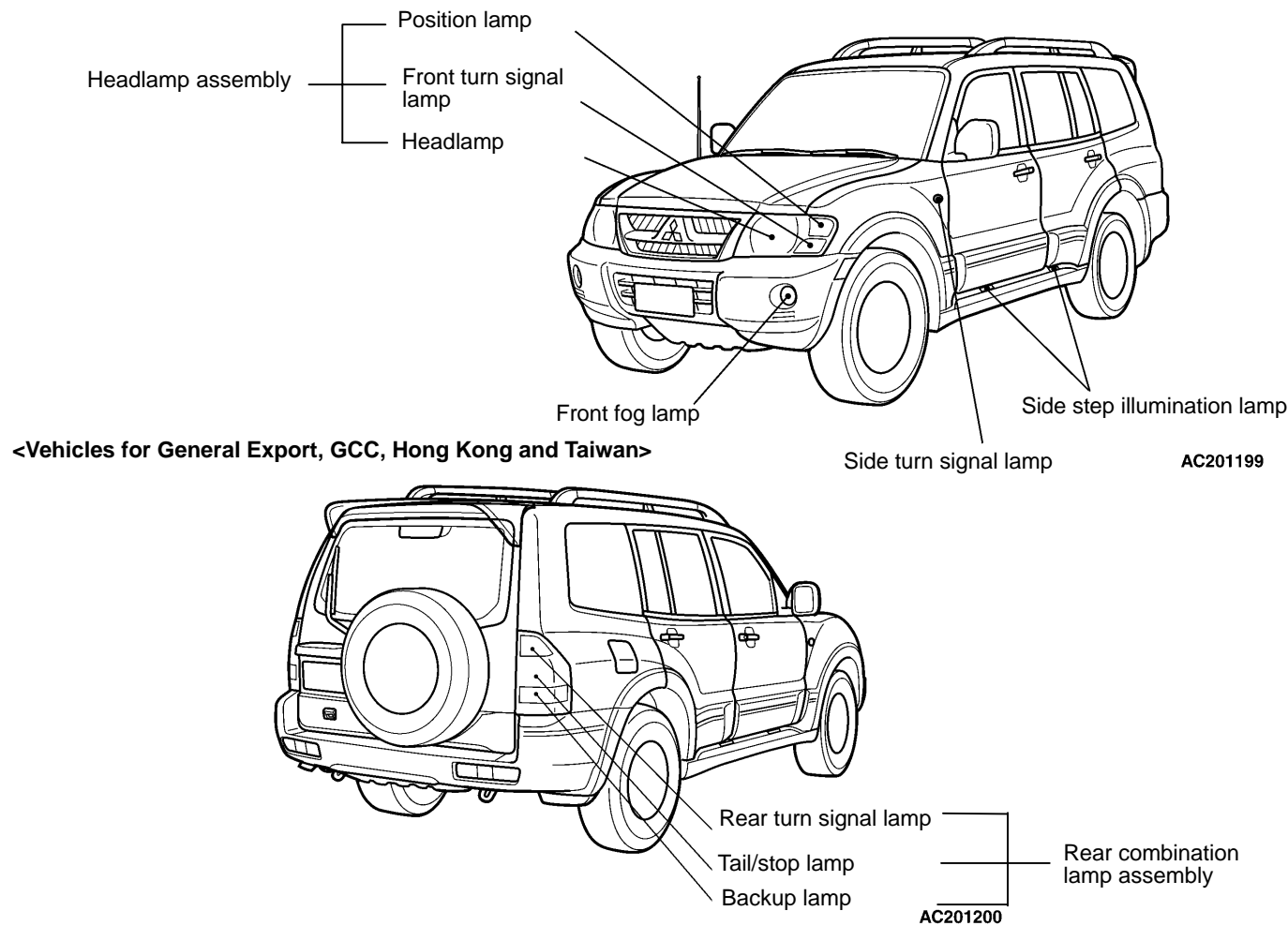
EXTERIOR LAMP

- The headlamp with smoke coating has been adopted to create the titanium like image so that a sense of luxury can be provided.
- The side step illumination lamp has been adopted to illuminate the side step and the road surface so that passengers can observe the safety of their footing during entry and exit.
- The design of front fog lamp has been changed from a square type to a circle type.
- The front turn signal lamp integrated in the headlamp assembly has an amber bulb in the transparent lens.
- The side turn signal lamp has an amber bulb in the transparent lens.

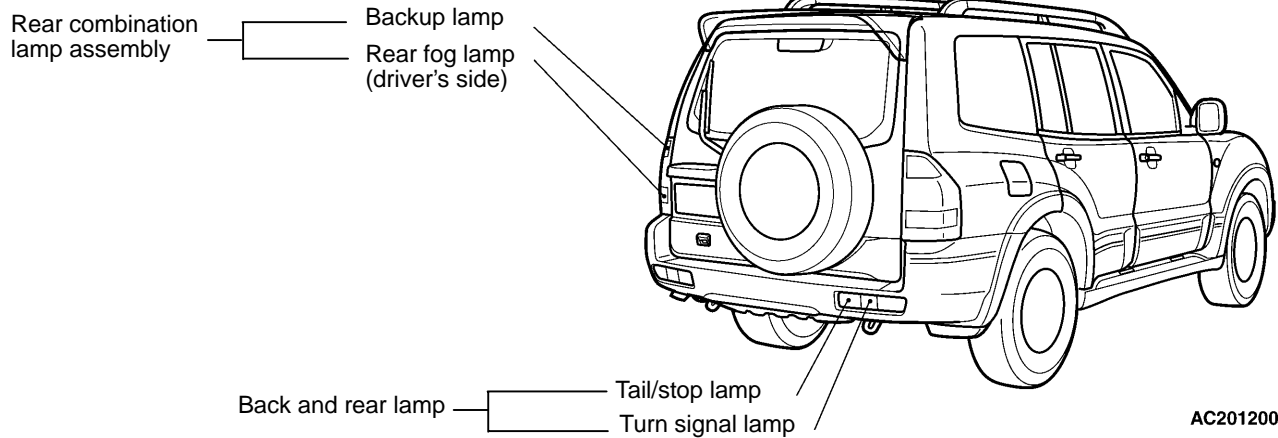
SPECIFICATIONS

Item	Specifications
Side step illumination lamp W	5

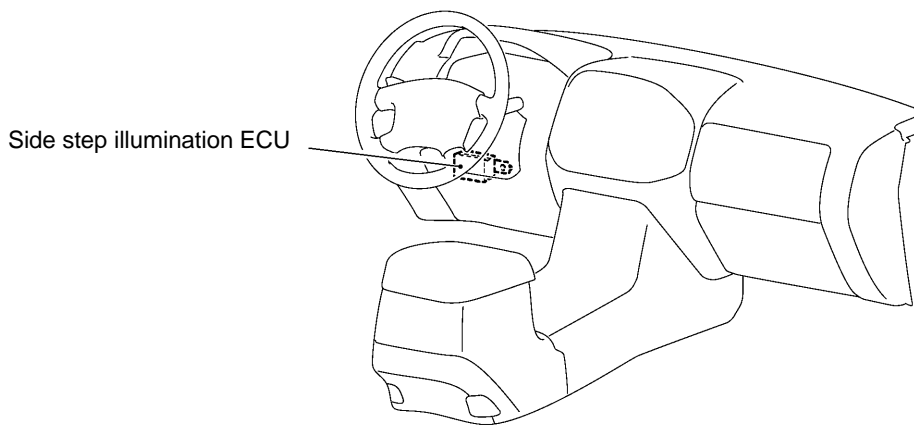
COMPONENT VIEW



<Vehicles for Australia, Brazil and China>



AC201200

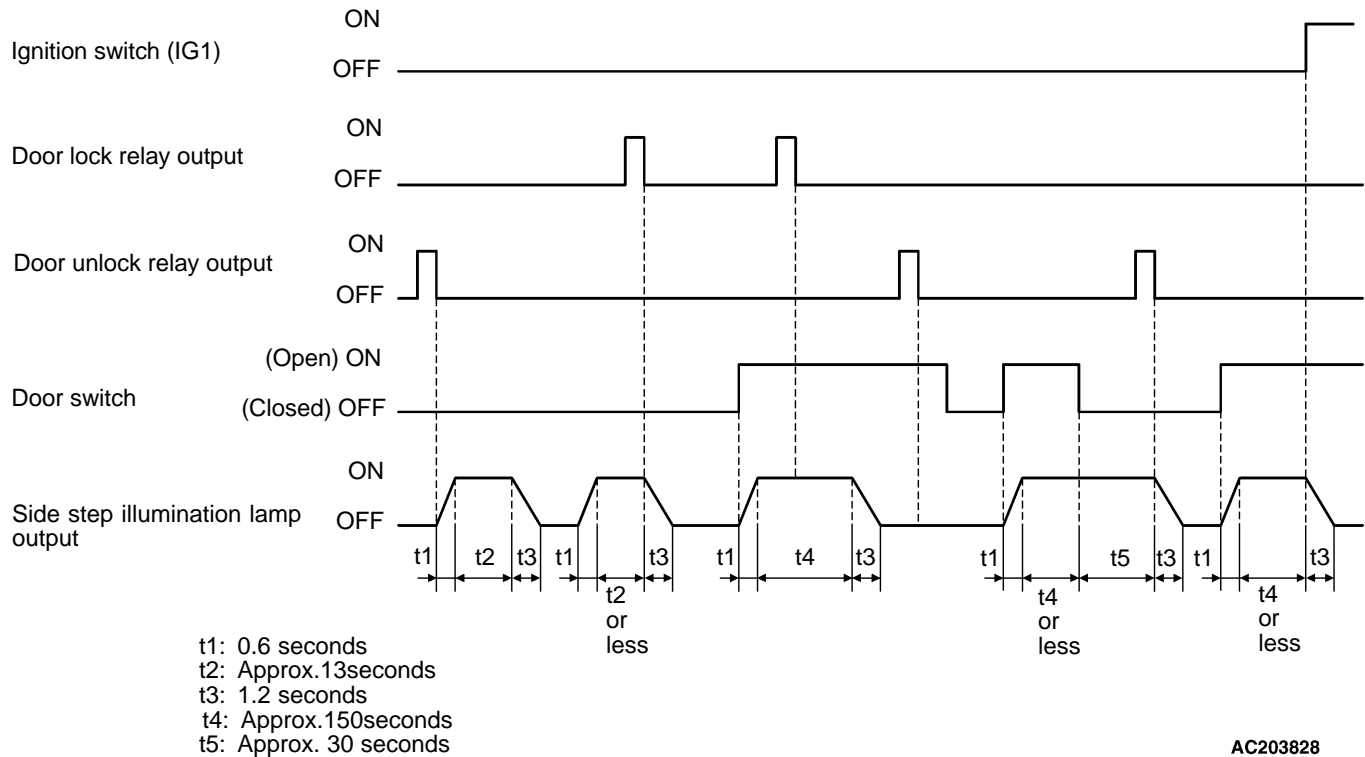


AC205874

DESCRIPTION OF STRUCTURE AND OPERATION OF SIDE STEP ILLUMINATION LAMP

- (1) When all the doors are closed with the ignition switch in the "LOCK" (OFF) position, the side step illumination lamp illuminates or extinguishes as follows.
 - When the door unlock relay output signal from the ETACS-ECU is switched from ON to OFF, the side step illumination lamp gradually glows, and illuminates fully for approx. 13 seconds. And then, the lamp gradually extinguishes.
 - When the door lock relay output signal from the ETACS-ECU is switched from ON to OFF during full illumination of the side step illumination lamp, the side step illumination lamp gradually extinguishes from that point.
 - When either door is open, the side step illumination lamp gradually glows and fully illuminates for approx. 150 seconds. And then, the lamp gradually extinguishes.
- (2) When either door is open with the ignition switch in the "LOCK" (OFF) position, the side step illumination lamp illuminates or extinguishes as follows.
 - If the operation to lock the doors is carried out during illumination of the side step illumination lamp, the side step illumination lamp does not extinguish.
 - If the operation to unlock the doors is carried out, the side step illumination lamp does not illuminate.
 - When all the doors are closed during illumination of the side step illumination lamp, the side step illumination lamp illuminates fully for approx. 30 seconds from that point and then gradually extinguishes.
 - When all the doors are closed during illumination of the side step illumination lamp and then either door is open again before the side step illumination lamp extinguishes, the lamp fully illuminates for approx. 150 seconds from that point and then gradually extinguishes.

<Timing chart>



AC203828

COMBINATION METER

- Mitsubishi Active Stability & Traction Control system ON indicator and Mitsubishi Active Traction Control system OFF indicator have been added to the combination meter.<Vehicles with M-ASTC*1>

NOTE

*1: M-ASTC (Mitsubishi Active Stability & Traction Control system)

- Mitsubishi Active Traction Control system ON indicator has been added to the combination meter.<Vehicles with M-ATC*2>

NOTE

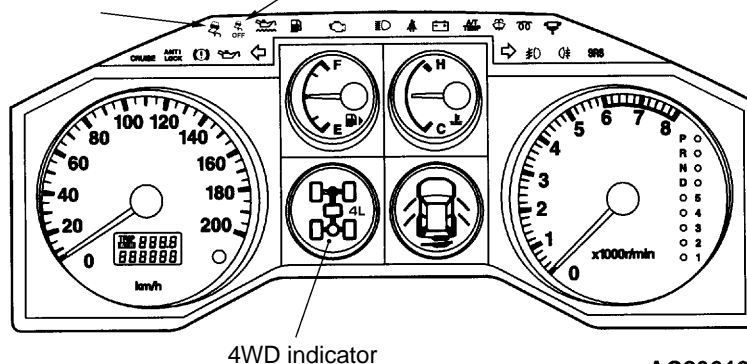
*2: M-ATC (Mitsubishi Active Traction Control system)

- 4WD indicator has been changed. When the center differential lock mode is 4LLc, 4HLc and 4LLc can be differentiated by illuminating "4L" in 4WD indicator lamp.

CONSTRUCTION DIAGRAM

Mitsubishi Active Traction Control system ON indicator/Mitsubishi Active Stability & Traction Control system ON indicator <Vehicles with M-ATC or M-ASTC>

Mitsubishi Active Stability Control system OFF indicator <Vehicles with M-ASTC>



AC206167